

# Perceptually Guided End-to-End Text-to-Speech With MOS Prediction

Yeunju Choi, Youngmoon Jung, Youngjoo Suh, and Hoirin Kim, *Member, IEEE*

**Abstract**—Although recent end-to-end text-to-speech (TTS) systems have achieved high-quality synthesized speech, there are still several factors that degrade the quality of synthesized speech, including lack of training data or information loss during knowledge distillation. To address the problem, we propose a novel way to train a TTS model under the supervision of perceptual loss, which measures the distance between the maximum speech quality score and the predicted one. We first pre-train a mean opinion score (MOS) prediction model and then train a TTS model in the direction of maximizing the MOS of synthesized speech predicted by the pre-trained MOS prediction model. Through this method, we can improve the quality of synthesized speech universally (i.e., regardless of the network architecture or the cause of the speech quality degradation) and efficiently (i.e., without increasing the inference time or the model complexity). The evaluation results for MOS and phoneme error rate demonstrate that our proposed approach improves previous models in terms of both naturalness and intelligibility.

**Index Terms**—End-to-end TTS, MOS prediction, perceptual loss, speech synthesis

## I. INTRODUCTION

STATE-OF-THE-ART text-to-speech (TTS) systems can synthesize speech that is almost indistinguishable from human speech [1]–[3]. Nevertheless, there are several factors that can deteriorate speech quality. First, it is well known that the lack of training data results in the quality degradation of the synthesized speech [4]. Therefore, system developers have needed large-scale training data to synthesize high-quality speech despite the high cost of data collection. Second, oversimplified or inaccurate target data during knowledge distillation can degrade speech quality. Knowledge distillation has been proposed for TTS to improve inference speed or reduce the model size [5]–[7]. However, some oversimplified or inaccurate data generated by a teacher model causes information loss of target data for the student model, thus degrading the speech quality.

In this letter, we propose a novel method to improve the speech quality of TTS models directly. We incorporate perceptual loss, which measures the distance between the maximum quality score and the predicted one, into the conventional training loss function for TTS. Here, we utilize the subjective mean opinion score (MOS) as the quality score since it is the most widely used evaluation metric for TTS. To predict the MOS of synthesized speech, we pre-train a deep-learning-based MOS prediction model on an augmented dataset, which contains both datasets for MOS prediction and TTS. The proposed method is universal since it works regardless of the network architecture or the cause of speech quality degradation. It is also efficient since it does not increase the inference time or the complexity of the model.

This work was supported by the National Research Foundation of Korea(NRF) grant funded by the Korea government(MSIT) (No. 2021R1A2C1014044).

Yeunju Choi, Youngmoon Jung, and Hoirin Kim are with the School of Electrical Engineering, Korea Advanced Institute of Science and Technology, Daejeon 34141, South Korea (e-mail: wkadldppdy@kaist.ac.kr; du-dans@kaist.ac.kr; hoirkim@kaist.ac.kr).

Youngjoo Suh is with Voice Group, Konan Technology Inc., Seoul 06627, South Korea (e-mail: youngjoo.suh@konantech.com).

## II. RELATED WORK

Many studies have proposed perceptual loss to improve the quality of the outputs generated by a deep-learning-based model. In this section, we first introduce those studies and compare them with ours. There are generally two orthogonal approaches to define perceptual loss. The first approach is based on style reconstruction loss proposed by Gatys *et al.* [8]. It assumes that a neural network trained for classification has the perceptual information that a generative model needs to learn. Then, it tries to make the feature representations of the generative model similar to those of the pre-trained classification model. Here, the perceptual loss is defined as the distance between the feature representations from the generative model and those from the classification model. This approach has been successfully applied to various fields, including image style transfer [8], [9], audio inpainting [10], speech enhancement [11], neural vocoding [12], [13], and expressive TTS [14].

The second approach uses the perceptual evaluation metric, such as the perceptual evaluated speech quality (PESQ) [15] or short-time objective intelligibility (STOI) [16], to learn the perceptual information more directly. For the image enhancement task, Talebi and Milanfar [17] have proposed to maximize the aesthetic score of the enhanced image generated by a pre-trained convolutional neural network (CNN). For the speech enhancement task, Zhao *et al.* [18] and Fu *et al.* [19] have proposed to fine-tune a pre-trained speech enhancement model by maximizing the modified STOI and approximated PESQ function, respectively. For deep-learning-based TTS, Baby *et al.* [20] have proposed a TTS model selection method using phone error rate (PER) as a perceptual metric.

As can be seen above, despite a large number of prior works using perceptual loss, only a few of those have been proposed for deep-learning-based TTS. One of them is the work done by Baby *et al.* [20], which selected a TTS model with the lowest PER. The authors used the PER as a criterion for selecting the best model after training is completed, not as a loss function for training the model. Our proposed method differs from their work in two aspects: 1) we use MOS, not the PER, and 2) we use the perceptual metric during training, not after training. MOS is a more widely used metric than the PER to evaluate synthesized speech, and using the perceptual metric during training can update the model parameters directly. As we use the perceptual evaluation metric, MOS, to learn the perceptual information, our method follows the second approach above. The work of Talebi and Milanfar [17], proposed for the image enhancement task, is particularly relevant to ours. The authors calculated perceptual loss using a pre-trained quality prediction model and used the perceptual loss to train a generative model. Similarly, we define perceptual loss using a pre-trained MOS prediction model and use the perceptual loss to train a TTS model. To the best of our knowledge, this is the first work that uses the perceptual loss based on MOS to train a deep-learning-based TTS model.

### III. METHOD

Recent deep-learning-based TTS systems generally consist of two modules: a text-to-Mel-spectrogram conversion model and a vocoder. By convention, we call the text-to-Mel-spectrogram conversion model the “TTS model.” In this letter, we focus on the TTS model, not the vocoder. We also point out that our method can be applied to an arbitrary TTS model regardless of the model architecture or training method since it only needs the predicted Mel-spectrogram as an input.

#### A. MOS prediction model

To directly improve the perceptual quality of the synthesized speech, we introduce perceptual loss and propose to combine it with the conventional loss function during the training of a TTS model. We define perceptual loss as the distance between the maximum possible MOS and the predicted MOS of the generated Mel-spectrogram. We slightly modify MOSNet+STC+SD [21], an improved version of MOSNet [22], and pre-train it to predict the MOS of Mel-spectrogram. MOSNet is a deep neural network that predicts a MOS from 257-dim linear spectrogram. It consists of 12 convolutional layers, one bidirectional long short-term memory (BLSTM) layer, two fully connected layers, and a global pooling layer. In [21], we proposed to use multi-task learning (MTL) with spoofing type classification (STC) and spoofing detection (SD) to improve the generalization ability of MOSNet and called the proposed model MOSNet+STC+SD. For simplicity of notation, we denote MOSNet+STC+SD as MTL-MOSNet. Then we modify MTL-MOSNet to combine it with a TTS model. To use the 80-dim Mel-spectrogram generated by a TTS model instead of the 257-dim linear spectrogram as an input, we change the number of BLSTM units from 128 to 32. Please refer to our previous work [21] for a detailed explanation about MOSNet and MTL-MOSNet.

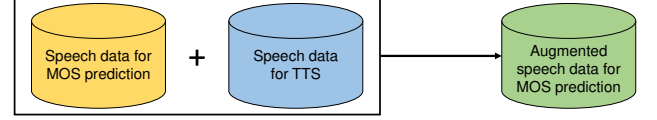
Since there is a domain mismatch between the MOS prediction dataset and the TTS dataset, we augment the MOS prediction dataset with audio samples in the TTS dataset. This data augmentation process is the first step of our method, as shown in Fig. 1. We assume that all audio samples in the TTS dataset have a ground-truth MOS of 5 since obtaining exact ground-truth MOSs by a subjective test is expensive and time-consuming. This assumption is reasonable because the TTS dataset is generally recorded by a professional speaker in a clean environment. As shown in Fig. 1, the next step is to train the MOS prediction model to minimize the mean squared error (MSE) loss between the ground-truth MOS and the predicted MOS on the augmented training data.

#### B. Perceptually guided TTS

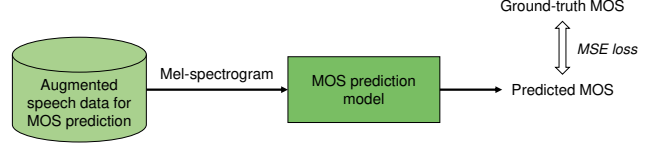
After pre-training, we use the MOS prediction model to calculate the perceptual loss for TTS. We define the perceptual loss as the  $L_1$  loss between the maximum MOS (i.e., 5) and the predicted MOS so that minimizing the perceptual loss is equivalent to maximizing the predicted MOS. Then we combine the perceptual loss ( $L_{per}$ ) with the conventional loss function ( $L_{con}$ ) of a TTS model.

Conventionally, the  $L_1$  or  $L_2$  distance between the target and the predicted Mel-spectrogram is used as the main loss function for recent TTS. Based on this loss, denoted as “Mel loss,” various loss functions can additionally be used for TTS. Transformer TTS, a state-of-the-art TTS model, has a post-net that refines the generated Mel-spectrogram. It also has a stop linear layer that predicts the probability of the “positive stop token,” which is a token to stop inference. Therefore, the

#### Step 1: Data augmentation for MOS prediction



#### Step 2: Training the MOS prediction model



#### Step 3: Training the TTS model

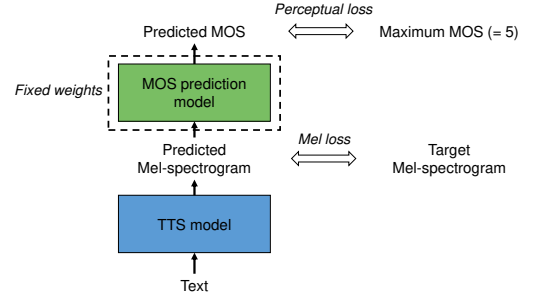


Fig. 1. Overview of the proposed perceptually guided TTS with MOS prediction. In Step 3, only Mel loss and perceptual loss are shown for brevity.

loss function of Transformer TTS consists of  $L_2$  losses from before and after the post-net and the binary cross-entropy loss for stop token prediction. According to [23], the loss function can also include guided attention loss [24] that forces the attention alignment to be diagonal, which we utilize in this letter. In this work, FastSpeech uses the distilled knowledge from pre-trained Transformer TTS as the target data to predict both the Mel-spectrogram of input text and the duration of each character. Accordingly, the loss function of FastSpeech consists of  $L_2$  losses from before and after the post-net and the cross-entropy loss for duration prediction.

The proposed perceptual loss can be combined with any conventional loss function, but one problem occurs in the early stages of training. Since the purpose of a MOS test is to evaluate a complete (i.e., fully trained) speech generation system, not an incomplete system, the MOS prediction dataset does not contain audio samples generated by incomplete systems. In other words, the Mel-spectrograms predicted in the early stages of training are out-of-domain data for MOS prediction, and the predicted MOS values of them are unreliable. To address this problem, inspired by [25], we first set the weight for perceptual loss to a low value and gradually increase it to some extent as the training epoch increases. We define the final loss function  $L$  as a weighted sum of  $L_{con}$  and  $L_{per}$ , which is formulated as follows:

$$L = \frac{\lambda L_{con} + L_{per}}{\lambda + 1}, \quad (1)$$

where  $\lambda$ , the weight for conventional loss, is set to a high value at first and gradually reduced to a certain level. The parameters of the TTS model are updated to minimize the final loss function, as shown in Step 3 of Fig. 1. Under the supervision of perceptual loss, the TTS model learns to maximize speech quality directly.

TABLE I  
INSTRUCTIONS FOR THE INTELLIGIBILITY OF SPEECH QUALITY

Score	Instructions
5	There is no degradation, and the sentence sounds very clear.
4	There is degradation in less than 1/3 of the sentence, but the meaning of the original sentence is fully conveyed.
3	There is degradation in less than 1/3 of the sentence, but the sentence makes sense itself.
2	There is degradation in less than 1/3 of the sentence, and neither the meaning of the original sentence is fully conveyed nor the sentence makes sense itself.
1	There is degradation in more than 1/3 of the sentence.
* Degradation: inaccurate, deleted, or repeated pronunciation	

#### IV. EXPERIMENTS

##### A. Dataset

We consider two different scenarios to demonstrate that our method improves the quality of synthesized speech. The first scenario is when the lack of training data results in speech quality degradation. For this, we use a 6-hour subset of our Korean speech dataset. It consists of 4800 utterances spoken by a professional male speaker in 16-bit PCM WAV format with a sampling rate of 44.1 kHz. More details are available at [https://github.com/emotiontts/emotiontts\\_open\\_db](https://github.com/emotiontts/emotiontts_open_db). All speech data is downsampled to 22.05 kHz, and the dataset is split into 4750, 25, and 25 utterances for training, validation, and testing, respectively. The second scenario is when the information loss caused by knowledge distillation degrades speech quality. For this, we first train Transformer TTS with another subset of our Korean dataset. The subset contains 13000 utterances recorded by a professional female speaker, corresponding to 18 hours. We exclude extremely long 48 utterances among them and split them into 12822, 65, and 65 utterances for training, validation, and testing, respectively. After that, we train FastSpeech using Transformer TTS as the teacher model.

To train the MOS prediction model, we use the evaluation results of the Voice Conversion Challenge (VCC) 2018 [26]. For more details about the dataset, please refer to our previous works [21], [27]. As explained in Section III-A, we train the MOS prediction model using the augmented dataset consisting of both the evaluation results of the VCC 2018 and the TTS dataset for each scenario.

##### B. Implementation details

We implement TTS models based on ESPNet [23], which is a widely used end-to-end speech processing toolkit. For the implementation details of MTL-MOSNet, please refer to our previous work [21]. Parallel WaveGAN [28] is trained on the same TTS dataset and used as the neural vocoder for each scenario. Generated audio samples are available online at <https://wkadldppdy.github.io/perceptualTTS/index.html>.

For subjective evaluation, we conduct MOS tests in terms of naturalness and intelligibility. For each model, 20 listeners rate 25 audio samples, which results in 500 evaluated data. Listeners score each sample in the range from 1 to 5 in increments of 0.5 for the naturalness test. Then we report the MOS of a model as the average of the 500 evaluated data with a 95% confidence interval. In the case of the intelligibility test, the same listeners score each sample on a scale of 1 to 5 according to specifically designed instructions, shown in Table I. We do not follow the typical instructions due to the following reasons. First, in-depth analysis of the

scores rated by listeners requires more granular instructions for scoring. Second, people can judge whether the pronunciation is accurate and whether the heard sentence matches the written sentence or makes sense. The concept of our evaluation method is similar to that of adequacy and comprehensibility tests used in the machine translation field [29]. For a detailed analysis using the instructions, we provide a stacked bar chart instead of a simple average of the evaluated data.

For objective assessment, we compute the phone error rate (PER) of 200 samples using a Gaussian Mixture Model-Hidden Markov Model (GMM-HMM) phone recognizer. We use the Kaldi toolkit to train the phone recognizer on the combination of both the male and female TTS datasets. The 200 sentences consist of 47 “long” sentences (excluded from the female TTS dataset) and 153 relatively “short” sentences (60 sentences from the female TTS test data and 93 sentences not in any TTS dataset). Here, “long” sentences have 188 phonemes, whereas “short” sentences have 43 phonemes on average. Since the length of the input sentence can affect the quality of synthesized speech, we report both PERs for long and short sentences separately in addition to the overall PER.

##### C. Results on the male TTS dataset

For the first TTS scenario, we train a Transformer TTS model on our Korean male dataset using two GTX 1080 Ti GPUs. Compared to the original paper [3], we reduce the number of layers from six to three due to the lack of training data and adopt character embeddings instead of phoneme ones. Also, as in [30], layer normalization is applied to character embeddings. We set the maximum and minimum value of  $\lambda$  (in Eq. 1) to 90 and 20, respectively, and reduce  $\lambda$  by 1 per epoch. That is,  $\lambda$  is defined as follows:

$$\lambda = \max(90 - 1 \times \text{epoch}, 20). \quad (2)$$

Before discussing TTS results, we first present MOS prediction results. We train MTL-MOSNet on the augmented dataset containing both the evaluation results of VCC 2018 and the male TTS dataset, then we evaluate it on 2000 reserved samples. The utterance-level linear correlation coefficient (LCC) [31], Spearman’s rank correlation coefficient (SRCC) [32], and mean squared error (MSE) are 0.855, 0.796, and 0.346, respectively. These results show that pre-trained MTL-MOSNet predicts reasonable MOSs of Mel-spectrograms.

We compare the performance of Transformer TTS and perceptually guided Transformer TTS trained on the male dataset. We denote those models as Transformer-m and P-Transformer-m, respectively. Table II shows the naturalness MOSs and PERs of them. We can see that our method increases the naturalness MOS by more than 1. The p-value of a paired t-test is lower than 0.01, showing that the improvement is significant (a p-value of  $< 0.05$  is taken as statistically significant). The PER decreases for both long and short sentences, and we obtain a relative improvement of 26.4% overall. Here, both PERs for long sentences are high (i.e., over 40%), which is not only because Transformer TTS generates unstable attention alignments when converting long sentences into speech but also because it lacks training data.

Fig. 2 shows the subjective intelligibility results on the male TTS dataset. It clearly demonstrates that P-Transformer-m outperforms Transformer-m. For in-depth analysis using the instructions in Table I, we define the ratio of the “fully conveyed” as  $FCR = \frac{N_4 + N_5}{N_{tot}}$  and the ratio of the “though makes sense” as  $TMSR = \frac{N_3}{N_1 + N_2 + N_3}$ . Here,  $N_n$  is the number of evaluated data having scores  $n$  and  $N_{tot}$  is the total number of evaluated data (i.e., 500).  $FCR$  focuses on

TABLE II  
THE NATURALNESS MOSS AND PERS ON THE MALE TTS DATASET

System	MOS	PER (%)		
		long	short	overall
Transformer-m	2.71 $\pm$ 0.091	62.03	12.66	40.88
P-Transformer-m	3.75 $\pm$ 0.071	47.77	6.46	30.08

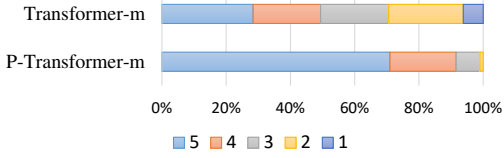


Fig. 2. Intelligibility results on the male TTS dataset.

highly intelligible evaluated data where the meaning of the original sentence is fully conveyed, while *TMSR* focuses on the evaluated data where at least makes sense even though the meaning of the original sentence is not fully conveyed. For each metric, the higher metric means better intelligibility. Since *FCR* increases from 49.4% to 91.6% and *TMSR* increases from 41.9% to 88.1%, we can say that our method improves the intelligibility of Transformer-m.

#### D. Results on the female TTS dataset

For the second scenario, we need a teacher model for knowledge distillation. We first train Transformer TTS on our female dataset using two GTX 1080 Ti GPUs and call it Transformer-f. Then, we train FastSpeech on a single GTX 1080 Ti GPU using Transformer-f as the teacher model and call it FastSpeech-f. When FastSpeech is perceptually guided, we call it P-FastSpeech-f. In this case,  $\lambda$  is defined as follows:

$$\lambda = \max(60 - 0.2 \times \text{epoch}, 56). \quad (3)$$

As in Section IV-C, we train MTL-MOSNet on the augmented dataset with the female TTS dataset and evaluate the model on 2000 reserved samples. In this case, the utterance-level LCC, SRCC, and MSE are 0.909, 0.884, and 0.263, respectively.

The second, fourth, and fifth rows of Table III show the naturalness MOSS and PERs of Transformer-f, FastSpeech-f, and P-FastSpeech-f, respectively. In terms of naturalness MOS, P-FastSpeech-f outperforms FastSpeech-f with a gap of 0.38 (p-value < 0.01), which gets closer to the teacher model (Transformer-f). P-FastSpeech-f achieves a 7.25% relative improvement in overall PER. Here, as opposed to the PERs on the short sentences, the PERs on the long sentences are almost half that of Transformer-f since FastSpeech-f is more robust to particularly long sentences.

Fig. 3 shows the intelligibility results on the female dataset. In that *FCR* increases from 88.6% to 98.2% and *TMSR* increases from 56.1% to 88.9%, P-FastSpeech-f performs better than FastSpeech-f. It is comparable to Transformer-f, which shows *FCR* of 98.6% and *TMSR* of 100.0%.

Besides the second scenario, we perform an additional experiment to investigate whether the proposed method can help a state-of-the-art TTS model. We train perceptually guided Transformer and call it P-Transformer-f. After that, we compare P-Transformer-f with Transformer-f and the system called GT (Mel). In GT (Mel), we convert ground-truth Mel-spectrograms into a waveform using Parallel WaveGAN.

The results are on the third, second, and first rows of Table III, respectively. In terms of naturalness MOSS, p-values for all possible pairs between three systems are higher than 0.29. Therefore, the pairwise difference between naturalness MOSS

TABLE III  
THE NATURALNESS MOSS AND PERS ON THE FEMALE TTS DATASET

System	MOS	PER (%)		
		long	short	overall
GT (Mel)	4.09 $\pm$ 0.066	9.47	-	-
Transformer-f	4.06 $\pm$ 0.072	22.29	3.98	14.45
P-Transformer-f	4.01 $\pm$ 0.070	22.54	3.75	14.49
FastSpeech-f	3.40 $\pm$ 0.085	12.50	4.24	8.96
P-FastSpeech-f	3.78 $\pm$ 0.077	11.50	4.05	8.31

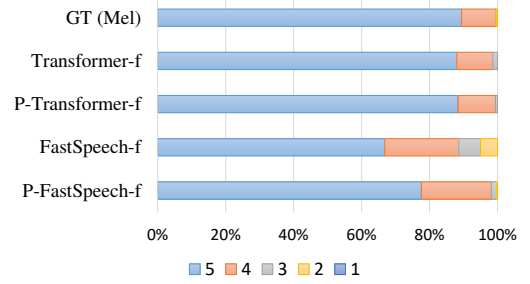


Fig. 3. Intelligibility results on the female TTS dataset.

of the three systems is not statistically significant, and we cannot tell which one is better. More specifically, although P-Transformer-f shows a lower MOS than Transformer-f, we cannot say that the proposed method deteriorates the naturalness. In terms of the PER, P-Transformer-f shows a relative degradation of 1.12% for long sentences but achieves a relative improvement of 5.78% for short sentences. The PER of GT (Mel) system is only reported for long sentences since there are no recordings for 93 short sentences.

Intelligibility results are shown in the first three rows in Fig. 3. By perceptual training, *FCR* of Transformer-f increases from 98.6% to 99.4%, which is only 0.2% lower than that of GT (Mel). Considering the results, we can say that perceptual training with MOS prediction improves intelligibility.

#### E. Ablation studies

We conduct ablation studies to verify the effectiveness of the proposed data augmentation for MOS prediction. We train Transformer-m and FastSpeech-f under the supervision of MTL-MOSNet trained on only the evaluation results of VCC 2018. In the case of Transformer-m, the overall PER is 35.39%, which is better than 40.88% but worse than 30.08% in Table II. In the case of FastSpeech-f, the overall PER is 8.56%, which is better than 8.96% but worse than 8.31% in Table III. As can be seen from the results, the proposed method can reduce the overall PER even without the data augmentation, but with lower relative improvement than when using the data augmentation.

## V. CONCLUSION

We proposed a perceptual training method for a TTS model to improve the speech quality universally and efficiently. We first trained the MOS prediction model on the augmented data and then used the model to calculate the perceptual loss for the TTS model. Under the supervision of the perceptual loss, the TTS model was trained to maximize the perceptual speech quality directly. The experimental results for two scenarios show that the proposed method improves previous TTS models in terms of naturalness and intelligibility. In future work, we will extend our study to other TTS tasks, such as multi-speaker TTS or emotional TTS.

## REFERENCES

- [1] A. van den Oord *et al.*, “WaveNet: A generative model for raw audio,” 2016, *arXiv:1609.03499*.
- [2] J. Shen *et al.*, “Natural TTS synthesis by conditioning WaveNet on Mel spectrogram predictions,” in *Proc. IEEE Int. Conf. Acoust., Speech Signal Process.*, 2018, pp. 4779–4783.
- [3] N. Li, S. Liu, Y. Liu, S. Zhao, and M. Liu, “Neural speech synthesis with Transformer network,” in *Proc. AAAI Conf. Artif. Intell.*, 2019, pp. 6706–6713.
- [4] J. Latorre *et al.*, “Effect of data reduction on sequence-to-sequence neural TTS,” in *Proc. IEEE Int. Conf. Acoust., Speech Signal Process.*, 2019, pp. 7075–7079.
- [5] Y. Ren *et al.*, “FastSpeech: Fast, robust and controllable text to speech,” in *Advances Neural Inf. Process. Syst.*, 2019, pp. 3171–3180.
- [6] D. Wang *et al.*, “Fcl-Taco2: Towards fast, controllable and lightweight text-to-speech synthesis,” in *Proc. IEEE Int. Conf. Acoust., Speech Signal Process.*, 2021, pp. 5714–5718.
- [7] S. Li, B. Ouyang, L. Li, and Q. Hong, “Light-TTS: Lightweight multi-speaker multi-lingual text-to-speech,” in *Proc. IEEE Int. Conf. Acoust., Speech Signal Process.*, 2021, pp. 8383–8387.
- [8] L. A. Gatys, A. S. Ecker, and M. Bethge, “A neural algorithm of artistic style,” 2015, *arXiv:1508.06576*.
- [9] J. Johnson, A. Alahi, and L. Fei-Fei, “Perceptual losses for real-time style transfer and super-resolution,” in *Proc. Eur. Conf. Comput. Vision*, 2016, pp. 694–711.
- [10] Y. L. Chang, K. Y. Lee, P. W. Wu, and W. Hsu, “Deep long audio inpainting,” 2019, *arXiv:1911.06476*.
- [11] J. Su, Z. Jin, and A. Finkelstein, “HiFi-GAN: High-fidelity denoising and dereverberation based on speech deep features in adversarial networks,” in *Proc. Interspeech*, 2020, pp. 4506–4510.
- [12] A. van den Oord *et al.*, “Parallel WaveNet: Fast high-fidelity speech synthesis,” in *Proc. Int. Conf. Mach. Learn.*, 2018, pp. 3918–3926.
- [13] K. Kumar *et al.*, “MelGAN: Generative adversarial networks for conditional waveform synthesis,” in *Advances Neural Inf. Process. Syst.*, 2019, pp. 14910–14921.
- [14] R. Liu, B. Sisman, G. Gao, and H. Li, “Expressive TTS training with frame and style reconstruction loss,” *IEEE/ACM Trans. Audio, Speech, Lang. Process.*, vol. 29, pp. 1806–1818, 2021.
- [15] A. W. Rix, J. G. Beerends, M. P. Hollier, and A. P. Hekstra, “Perceptual evaluation of speech quality (PESQ)-a new method for speech quality assessment of telephone networks and codecs,” in *Proc. IEEE Int. Conf. Acoust., Speech Signal Process.*, 2001, vol. 2, pp. 749–752.
- [16] C. H. Taal, R. C. Hendriks, R. Heusdens, and J. Jensen, “A short-time objective intelligibility measure for time-frequency weighted noisy speech,” in *Proc. IEEE Int. Conf. Acoust., Speech Signal Process.*, 2010, pp. 4214–4217.
- [17] H. Talebi and P. Milanfar, “Learned perceptual image enhancement,” in *Proc. 2018 IEEE Int. Conf. Comput. Photography*, 2018, pp. 1–13.
- [18] Y. Zhao, B. Xu, R. Giri, and T. Zhang, “Perceptually guided speech enhancement using deep neural networks,” in *Proc. IEEE Int. Conf. Acoust., Speech Signal Process.*, 2018, pp. 5074–5078.
- [19] S. W. Fu, C. F. Liao, and Y. Tsao, “Learning with learned loss function: Speech enhancement with Quality-Net to improve perceptual evaluation of speech quality,” *IEEE Signal Process. Lett.*, vol. 27, pp. 26–30, 2019.
- [20] A. Baby *et al.*, “An ASR guided speech intelligibility measure for TTS model selection,” 2020, *arXiv:2006.01463*.
- [21] Y. Choi, Y. Jung, and H. Kim, “Neural MOS prediction for synthesized speech using multi-task learning with spoofing detection and spoofing type classification,” in *Proc. IEEE Spoken Lang. Technol. Workshop*, 2021, pp. 462–469.
- [22] C. Lo *et al.*, “MOSNet: Deep learning based objective assessment for voice conversion,” in *Proc. Interspeech*, 2019, pp. 1541–1545.
- [23] T. Hayashi *et al.*, “Espnet-TTS: Unified, reproducible, and integratable open source end-to-end text-to-speech toolkit,” in *Proc. IEEE Int. Conf. Acoust., Speech Signal Process.*, 2020, pp. 7654–7658.
- [24] H. Tachibana, K. Uenoyama, and S. Aihara, “Efficiently trainable text-to-speech system based on deep convolutional networks with guided attention,” in *Proc. IEEE Int. Conf. Acoust., Speech Signal Process.*, 2018, pp. 4784–4788.
- [25] W. Liu, Y. Wen, Z. Yu, and M. Yang, “Large-margin softmax loss for convolutional neural networks,” in *Proc. Int. Conf. Mach. Learn.*, 2016, pp. 507–516.
- [26] J. Lorenzo-Trueba *et al.*, “The voice conversion challenge 2018: Promoting development of parallel and nonparallel methods,” in *Proc. Odyssey Speaker Lang. Recognit. Workshop*, 2018, pp. 195–202.
- [27] Y. Choi, Y. Jung, and H. Kim, “Deep MOS predictor for synthetic speech using cluster-based modeling,” in *Proc. Interspeech*, 2020, pp. 1743–1747.
- [28] R. Yamamoto, E. Song, and J. M. Kim, “Parallel WaveGAN: A fast waveform generation model based on generative adversarial networks with multi-resolution spectrogram,” in *Proc. IEEE Int. Conf. Acoust., Speech Signal Process.*, 2020, pp. 6199–6203.
- [29] M. Popović, “Informative manual evaluation of machine translation output,” in *Proc. 28th Int. Conf. Comput. Linguistics*, 2020, pp. 5059–5069.
- [30] M. Chen *et al.*, “MultiSpeech: Multi-speaker text to speech with Transformer,” in *Proc. Interspeech*, 2020, pp. 4024–4028.
- [31] K. Pearson, “Notes on the history of correlation,” *Biometrika*, vol. 13, no. 1, pp. 25–45, 1920.
- [32] C. Spearman, “The proof and measurement of association between two things,” *Amer. J. Psychol.*, vol. 15, no. 1, pp. 72–101, 1904.