

Fast Biconnectivity Restoration in Multi-Robot Systems for Robust Communication Maintenance

Guangyao Shi¹, Ishat E Rabban², and Pratap Tokekar²

Abstract—Maintaining a robust communication network plays an important role in the success of a multi-robot team jointly performing an optimization task. A key characteristic of a robust multi-robot system is the ability to repair the communication topology itself in the case of robot failure. In this paper, we focus on the *Fast Biconnectivity Restoration (FBR)* problem, which aims to repair a connected network to make it biconnected as fast as possible, where a biconnected network is a communication topology that cannot be disconnected by removing one node. We develop a *Quadratically Constrained Program (QCP)* formulation of the FBR problem, which provides a way to optimally solve the problem. We also propose an approximation algorithm for the FBR problem based on graph theory. By conducting empirical studies, we demonstrate that our proposed approximation algorithm performs close to the optimal while significantly outperforming the existing solutions.

I. INTRODUCTION

There is a growing trend in assigning a team of robots to perform coverage, exploration, patrolling, and similar cooperative optimization tasks. Compared to a single robot, a multi-robot system can extend the range of executable tasks, enhance task performance, and naturally provide redundancy for the system. Communication plays a key role in successful deployment of a multi-robot system. To improve task performance, it is important to maintain communication among the robots by forming a connected network. However, maintaining a connected communication network is not adequate for multi-robot systems, because robots may fail, e.g., experience sensor or actuator malfunction, or undergo adversarial attack.

The existing works on ensuring robustness of multi-robot systems mostly focus on maintaining a k -connected network topology [1], [2]. A k -connected network is a graph that remains connected if fewer than k vertices are removed. Such systems cannot recover from a failure of k or more nodes. To remedy this, a large conservative value of k can be used. However, a large k greatly reduces robot maneuverability, which hurts the performance of the optimization task.

To address the above limitation, let us consider a generic system outlined as follows. The system operates in two modes, working mode and repair mode. In working mode, the robots perform the optimization task while always maintaining a biconnected (i.e., k -connected with $k = 2$) topology.

By using $k = 2$, the system ensures high robot maneuverability, and also guarantees connectedness in the case of failure of one robot. If some robots fail and the topology is no longer biconnected (but still a connected one), the system enters repair mode. Note that a biconnected network may still be connected after a failure of multiple robots. In repair mode, all the robots stop performing the optimization task, and move to new positions such that biconnectivity is restored as fast as possible. When biconnectivity is achieved, the system reenters working mode.

The framework outlined above can handle robot failures indefinitely under the assumption that the failures happen sporadically and never in a way that disconnects the network. The framework is applicable to centralized multi-robot systems as in [3], [4] where one of the robots performs the role of a central server. In decentralized applications where communication is expensive, the framework can be employed as follows. During working mode, the robots rely on distributed planning and maintain biconnectivity using decentralized biconnectivity maintenance protocols as in [5], [6]. The robots enter centralized repair mode only when biconnectivity is lost.

In this paper, we solve the problem faced by the robots during the repair mode. The input to this problem is a set of robot positions which form a connected (but not biconnected) network. The goal is to find new positions of the robots which form a biconnected topology while minimizing the maximum distance between the previous and new positions of the robots. We call this problem the *Fast Biconnectivity Restoration (FBR)* problem. Several variants of the FBR problem have been well-studied in literature [7]–[10].

We develop a *Quadratically Constrained Program (QCP)* formulation of the FBR problem, which is based on the idea of multi-commodity network flow [11]. The QCP formulation enables us to solve the FBR problem optimally using a QCP solver. However, the QCP formulation can be used to solve only small instances of the FBR problem due to high computational overhead. We call the QCP formulation based optimal algorithm the OPT algorithm.

We also propose an approximation algorithm to solve the FBR problem which requires less computational time than the OPT algorithm. The approximation algorithm solves the FBR problem by dividing it into two phases. In the first phase, we find a set of edges which, if augmented to the input network, makes the network biconnected, such that the maximum cost of the edges is minimized. Here the cost of an edge is related to the distance between the two corresponding robots. We call this *Graph Topology Optimization (GTO)*

Shi and Rabban have contributed equally.

¹Department of Electrical and Computer Engineering, University of Maryland, College Park, MD 20742, USA. email: gyshi@terpmail.umd.edu.

²Department of Computer Science, University of Maryland, College Park, MD 20742, USA. email: ier@umd.edu, tokekar@umd.edu

This work is supported by the National Science Foundation under Grant No. 1943368, and the Office of Naval Research under Grant No. N000141812829.

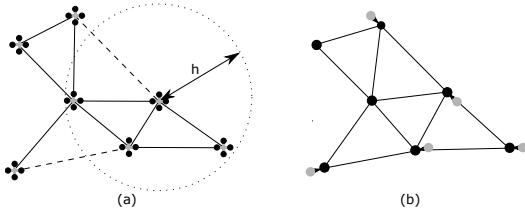


Fig. 1. (a) Solid lines show the communication network induced by the communication radius, h . Dashed lines show the edges to be augmented according to the GTO problem. (b) Hollow and solid circles refer to previous and new positions of the robots, respectively, according to the MM problem.

problem. In the second phase, we move the robots in such a way that the topology obtained from the first phase is realized, and the maximum distance traveled by a robot is minimized. We call this *Movement Minimization* (MM) problem. We explain the GTO and MM problems in Figure 1.

We solve the GTO problem by extending the work on the classic graph augmentation problem [12], [13] by Khuller et al. [14], which involves constructing block-cut tree of the input network. The algorithm in [14] minimizes the sum of the cost of the edges to be augmented. We modify the algorithm to optimize our objective, which is to minimize the maximum cost of the edges to be augmented. We call the resulting algorithm the *Edge Augmentation* (EA) algorithm.

To solve the MM problem, we propose the *Sequential Cascaded Relocation* (SCR) algorithm, which uses a Breadth First Search (BFS) based idea called cascaded relocation introduced in [8]. We also propose a QCP formulation of the MM problem, which can be used to solve the MM problem optimally. These two solutions of the MM problem yield two algorithms to solve the FBR problem. In both cases, we use the EA algorithm to solve the GTO problem. When we use the SCR algorithm and the QCP based algorithm to solve the MM problem, the resulting algorithms for the FBR problem are called EA-SCR and EA-OPT respectively.

We conduct extensive experimentation to evaluate the performance of our proposed algorithms. The empirical results show that our algorithms significantly outperform existing algorithms [7], [8] in terms of optimizing the FBR objective, and the running time of EA-SCR is comparable to [7], [8].

In summary, we make the following contributions:

- We develop a QCP formulation of the FBR problem which can be used to solve the FBR problem optimally.
- We propose approximation algorithms, EA-SCR and EA-OPT, for the FBR problem which outperform the state-of-the-art solutions.
- We conduct experiments to compare the performance of our proposed algorithms with the existing solutions.

II. RELATED WORK

Several variants of the FBR problem have been studied in the literature. The works most closely related to the FBR problem are conducted by Basu et al. [7] and Abbasi et al. [8]. In both works, the authors propose algorithms to make a connected network biconnected, but optimizes a different objective function. In [7], the objective is to minimize the

sum of the movements of all the robots. In [8], only a subset of the robots participate in repairing the network, and the goal is to minimize the number of robots involved in the repair process. In Section VII, we present experimental results comparing the performance of our proposed algorithms with the two works mentioned above. We slightly modify the algorithm in [8] to fit the FBR objective. We defer detailed description of both existing algorithms until Section VII.

Other variants of the FBR problem include [9], [10]. The algorithm proposed in [9] does not guarantee biconnectivity in all cases. Also the final network configuration is required to be hexagonal. In [10], the same objective as ours is minimized, but it is assumed that additional robots can be used to facilitate the transition to a biconnected topology.

Graph theoretic problems related to the FBR problem include graph augmentation [12]–[14] and connectivity restoration [15], [16]. Graph augmentation algorithms solve different variants of the GTO problem, but do not focus on the MM problem. The connectivity restoration problem aims to construct a connected graph from an unconnected topology.

The traditional approach to ensure robust communication in multi-robot systems is to always maintain a k -connected topology [1], [2]. In this approach, a larger k means higher robustness. However, as previously mentioned, such systems cannot recover from a failure of k or more robots, and a large k limits the movement of the robots.

Current works on designing resilient multi-robot systems involve planning in the presence of malicious agents [17]–[19]. These works are different from our problem, because we consider a team of cooperative robots. In [20], [21], the authors aim to improve robustness by modifying the control law that governs the movement of the robots. However, these works do not provide any formal guarantee of biconnectivity.

III. PROBLEM FORMULATION

First we introduce some graph-theoretic concepts. A graph G is a tuple (V_G, E_G) , where V_G and E_G are the set of vertices and edges of G respectively. A graph G is *connected*, if there exists a path between each pair of vertices in G . A graph G is *biconnected*, if for each $v \in V_G$, the graph $G - v$ is connected. Here, $G - v$ is the graph obtained by removing from G the vertex v and all edges incident on v . A graph G is *barely connected*, if G is connected, but not biconnected.

We assume that n robots are operating in an unobstructed 2D or 3D environment. We denote the i^{th} robot by r_i , and the position of r_i by x_i , where x_i is a 2D or 3D point. X denotes the set of positions of the robots, $X = \{x_1, x_2, \dots, x_n\}$.

Now, we define *Communication Graph* and *Repair Graph* of X with respect to a communication radius. Let h be the communication radius. The communication and repair graph of X with respect to h are denoted by $G(X, h)$ and $K(X, h)$ respectively. Both $G(X, h)$ and $K(X, h)$ have n vertices (i.e., one vertex corresponding to each robot). $G(X, h)$ is an unweighted graph, in which there exists an edge between a pair of vertices if the corresponding two robots are within the communication range of each other, i.e., the Euclidean distance of the two robots is at most h . On the other hand,

$K(X, h)$ is a fully connected weighted graph. The weight of an edge between robots r_i and r_j in $K(X, h)$ is denoted by $w(i, j)$, where $w(i, j) = \max(\|x_i - x_j\| - h, 0)$. Here, $\|x_i - x_j\|$ is the Euclidean distance between x_i and x_j .

The weight of an edge in $K(X, h)$ is a measure of the time required to connect the edge. Also, the edges in $G(X, h)$ have a weight of 0 in $K(X, h)$. If the communication radius can be inferred from the context, we use the shorthand $G(X)$ and $K(X)$ instead of $G(X, h)$ and $K(X, h)$ respectively.

Problem 1 (Fast Biconnectivity Restoration): We are given a set of positions X of n robots, and the communication radius h , such that $G(X)$ is barely connected. The FBR problem aims to find new positions $X^* = \{x_1^*, x_2^*, \dots, x_n^*\}$ of the robots such that $G(X^*)$ is biconnected and the maximum movement of the robots is minimized. Mathematically,

$$\min \max_{1 \leq i \leq n} \|x_i^* - x_i\| \quad \text{s.t. } G(X^*) \text{ is biconnected} \quad (1)$$

In the case of robots with single-integrator dynamics operating at maximum speeds, the objective in Equation (1) is equivalent to minimizing the time required to restore biconnectivity of $G(X)$. We solve the FBR problem by dividing it into two sub-problems, namely, the Graph Topology Optimization problem, and the Movement Minimization problem. We define the subproblems as follows.

Problem 2 (Graph Topology Optimization): We are given a set of robot positions X , and the communication radius h , such that $G(X)$ is barely connected. The GTO problem aims to determine a set of edges $E_a \subseteq E_{K(X)} \setminus E_{G(X)}$, such that the graph $(V_{G(X)}, E_a \cup E_{G(X)})$ is biconnected and the weight of the costliest edge in E_a is minimized.

Here, $A \setminus B$ denotes the set of elements in A that are not in B . We call E_a the *Augmentation Set*, because augmenting E_a to $G(X)$ makes $G(X)$ biconnected. Note that, the GTO problem aims to find the edges that needs to be augmented to make $G(X)$ biconnected. The MM problem is to determine how the robots should move minimally to realize those edges.

Problem 3 (Movement Minimization): Given a set of positions X of n robots, the communication radius h , and the augmentation set E_a , where $E_a \cap E_{G(X)} = \emptyset$, the goal of the MM problem is to find new positions $X^* = \{x_1^*, x_2^*, \dots, x_n^*\}$ of the robots such that $E_a \cup E_{G(X)} \subseteq E_{G(X^*)}$ and the maximum movement of the robots is minimized. Mathematically,

$$\min \max_{1 \leq i \leq n} \|x_i^* - x_i\| \quad (3)$$

$$\text{s.t. } \|x_i^* - x_j^*\| \leq h, \quad \forall (i, j) \in E_a \cup E_{G(X)}$$

In other words, the MM problem aims to move the robots in such a way that the existing edges of $G(X)$ are retained, and additionally, each pair of robots in E_a comes within the communication radius of each other, while the maximum movement of the robots is minimized.

IV. QCP FORMULATION OF FBR PROBLEM

In this section, we present a QCP formulation of the FBR problem. The key idea behind the QCP formulation is based on multi-commodity network flow [11]. We make use of the fact that if a graph is biconnected, there exists at least two

vertex-disjoint paths between each pair of vertices. We use the following variables in the QCP formulation.

- Binary variable $e_{i,j}$, where $1 \leq i, j \leq n$, indicates if there exists an edge between robots x_i^* and x_j^* in the communication graph of X^* with respect to communication radius h , i.e., if x_i^* and x_j^* are within distance h of each other.
- Binary variable $z_{s,d,i,j}$, where $1 \leq s, d, i, j \leq n$, $s \neq d$, indicates if the edge between robots r_i and r_j is included in a vertex-disjoint path from source robot r_s to destination robot r_d .
- x_i^* , where $1 \leq i \leq n$, represents a tuple of real valued variables (x, y, and optionally z coordinates), which indicates the new position of the i^{th} robot.
- Real valued variable z^* is used to find the maximum movement of the robots.

The QCP formulation is presented below. We use the objective function and the set of constraints in Equation (4) to minimize the maximum movement of the robots. Constraints (5) ensure that if a pair of robots are within the communication radius of each other, the corresponding e variable is set to 1, and vice versa. Here, M is a large positive constant. Note that, we manually set $e_{i,i} = 0$, for $1 \leq i \leq n$, to indicate that there is no self edges. Constraints (6) enforce that only valid edges (i.e., edges between robots within each other's communication radius) are used to form source-destination paths. Constraints (7) are used to maintain flow conservation. In other words, for each source-destination pair, the outgoing flow should be 2 greater than the incoming flow for the source vertex, the outgoing flow should be 2 less than the incoming flow for the destination vertex, and incoming and outgoing flow should be equal for all the other vertices. Constraints (8) ensure vertex-disjointness, i.e., for each source-destination pair, an internal node is included in at most one path.

Minimize : z^*

$$\text{Subject to : } \|x_i^* - x_i\|^2 \leq z^* \quad \forall 1 \leq i \leq n \quad (4)$$

$$-Me_{i,j} \leq \|x_i^* - x_j^*\|^2 - h^2 \leq M(1 - e_{i,j}) \quad \forall 1 \leq i \neq j \leq n \quad (5)$$

$$z_{s,d,i,j} \leq e_{i,j} \quad \forall 1 \leq s, d, i, j \leq n \quad (6)$$

$$\forall 1 \leq s, d, i \leq n, \text{ such that, } s \neq d,$$

$$\sum_{1 \leq j \leq n} z_{s,d,i,j} - \sum_{1 \leq j \leq n} z_{s,d,j,i} = \begin{cases} 2, & \text{if } i = s \\ -2, & \text{if } i = d \\ 0, & \text{otherwise} \end{cases} \quad (7)$$

$$\forall 1 \leq s, d, i \leq n, \text{ such that, } i \neq s, i \neq d, s \neq d,$$

$$\sum_{1 \leq j \leq n} z_{s,d,i,j} \leq 1 \quad (8)$$

Note that, the QCP formulation has $O(n^4)$ binary variables. Hence it can be used to solve only very small instances of the FBR problem. To this end, in the next two sections, we present algorithms that find approximate solution of the FBR problem with less computational overhead.

V. GRAPH TOPOLOGY OPTIMIZATION

In this section, we present *Edge Augmentation* (EA) algorithm for GTO problem, which is based on block-cut tree. First we provide a brief overview of block-cut tree (Section V-A). In Section V-B, we present the EA algorithm.

A. Block-Cut Tree

The Block-Cut tree (BC-Tree) of a connected graph contains two types of vertices, namely, cut vertices and blocks, which we define as follows. A *cut vertex* of a connected graph G is a vertex which, if removed, renders G disconnected. A *block* of a connected graph G is a maximal connected subgraph of G that has no cut vertex. It should be noted that a biconnected graph itself is one block.

Now we describe the construction of the BC-Tree of a connected graph G according to [22]. Let's denote the set of blocks and cut vertices of G by B and C respectively. Let $V(b)$ denote the set of vertices of block b . A BC-Tree of G is a tree whose vertex v is either a block $b \in B$ or a cut vertex $c \in C$. Edges only exist between different types of vertices. An edge exists between $b \in B$ and $c \in C$ if and only if $c \in V(b)$, i.e., b includes c . An illustrative example of a BC-Tree is given in Figure 2.

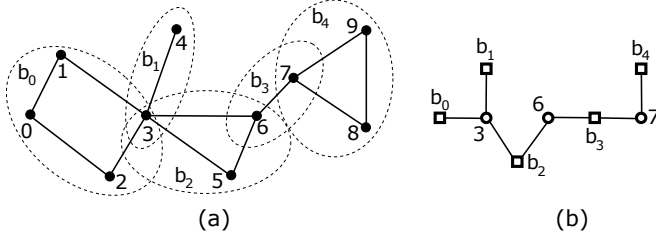


Fig. 2. (a) Dotted ovals show the blocks. (b) The corresponding BC-Tree. Hollow squares and circles show blocks and cut vertices respectively.

B. Edge Augmentation Algorithm

We propose the EA algorithm (Algorithm 1) to solve the GTO problem. The algorithm is inspired by [14] but the key difference is that [14] concerns the sum of the costs of the edges, while we care about the maximum cost of the edges. The proof of correctness of Algorithm 1, i.e., the proof that the augmentation set returned by Algorithm 1 biconnects $G(X)$ is similar to Lemma 4.6 in [14].

The EA algorithm takes as input a set of robot positions X and the communication radius h . We assume that the $G(X)$ is barely connected. The objective of the EA algorithm is to select a set of edges, E_a , which are not present in $G(X)$ and augmentation of which makes $G(X)$ biconnected, such that the maximum weight of the edges of E_a is minimized.

In the EA algorithm, first we construct the BC-Tree, T , of $G(X)$ (Line 2) and initialize the set of candidate edges, E_c , as the set of all the edges that are not in $G(X)$ (Line 3). Next, we *superimpose* all the candidate edges on T (Line 4). Superimposing an edge $(i, j) \in E_c$ on T involves finding the corresponding vertices of robot r_i and r_j on T and adding an edge with cost $w(i, j)$ between the corresponding

Algorithm 1: Edge Augmentation

```

1 function EA ( $X, h$ )
  Input :
    • The set of robot positions,  $X$ 
    • The communication radius,  $h$ 
  Output: Augmentation set,  $E_a$ 
2  $T \leftarrow \text{ConstructBCTree}(G(X))$ 
3  $E_a, E_c \leftarrow \emptyset, E_{K(X)} \setminus E_{G(X)}$ 
4 Superimpose all edges in  $E_c$  on  $T$ . Discard the
  self-loops. Keep only the cheapest edge between
  two nodes in  $T$ .
5 Initialize a directed null graph  $G_D = (V_T, \emptyset)$ .
6 Choose an arbitrary leaf of  $T$  as root  $r_l$ , and direct
  all the edges of  $T$  towards  $r_l$ . The resulting directed
  tree is still denoted by  $T = (V_T, E_T)$ .
7 Add all edges in  $E_T$  to  $G_D$  and set their cost to 0.
8 For each superimposed edge, generate the image
  edges using Algorithm 2 and add them to  $G_D$ .
9 Find an MBSA  $G_M$  of  $G_D$  rooted at  $r_l$ . Identify
  edges  $E$  of  $G_M$  that are not in  $T$ , and add to  $E_a$ 
  the corresponding edges in  $E_c$  that generated  $E$ .
10 Return  $E_a$ .
```

Algorithm 2: Image Edges Generation

```

1 function IEG ( $(u, v), T, c$ )
  Input :
    • An undirected edge  $(u, v)$ 
    • A directed rooted tree  $T$ 
    • Cost of the edge  $(u, v)$ ,  $c$ 
  Output: A set of directed image edges  $E_i$  of  $(u, v)$ 
2 if  $u$  is an ancestor of  $v$  (vice versa) in  $T$  then
3   | return an edge  $\langle u, v \rangle$  ( $\langle v, u \rangle$ ) with cost  $c$ 
4 end
5  $t \leftarrow T.\text{LeastCommonAncestor}(u, v)$ 
6 return  $\{\langle t, u \rangle, \langle t, v \rangle, \langle u, v \rangle, \langle v, u \rangle\}$  all with cost  $c$ 
```

vertices. Next, we make T directed towards an arbitrary leaf node r_l (Line 6), and add all the directed edges of T to a directed graph G_D (Line 7). We generate *image* of the edges superimposed on T using Algorithm 2, and add the image edges to G_D (Line 8). Next, we construct the Minimum Bottleneck Spanning Arborescence (MBSA) G_M of G_D rooted at r_l . The MBSA is a directed spanning tree where the most expensive edge is as cheap as possible. We identify the edges in G_M that are not in T , and add the corresponding candidate edges to E_a (Line 9). The EA algorithm differs from [14] only in Line 9, where we compute an MBSA instead of a directed MST.

VI. MOVEMENT MINIMIZATION

The EA algorithm determines the set of edges that needs to be augmented to $G(X)$ to make it biconnected. The MM problem aims to move the robots to new positions such that the edges returned by the EA algorithm is realized.

The input to the MM problem is the set of robot positions X , h , and the augmentation set E_a which contains edges that are not in $G(X)$. The MM problem aims to move the robots such that the existing edges of $G(X)$ are retained, and each pair of robots in E_a becomes directly connected, while the maximum movement of the robots is minimized. We propose two algorithms to solve the MM problem as follows.

A. Sequential Cascaded Relocation Algorithm

The *Sequential Cascaded Relocation* (SCR) algorithm is based on the idea of cascaded relocation introduced by Abbasi et al. [8]. In [8], the authors use one cascaded relocation to repair a hole in the communication topology. In the SCR algorithm, we extend the idea by performing a series of cascaded relocations to achieve a biconnected topology.

In the SCR algorithm, for each edge $(i, j) \in E_a$, we make two relocations. First, we move the robot r_i towards r_j by a distance of $\frac{1}{2}w(i, j)$. Next, we move robot r_j towards r_i minimally such that r_i and r_j are within distance h of each other. Each pair of relocations establishes one edge of E_a .

Note that, a relocation may disconnect the existing edges of $G(X)$. To remedy this, we employ a BFS like approach as follows. Consider a robot r which is to be relocated. We consider the neighbors of r according to increasing graph distance from r . First we relocate r to the desired position. At iteration d , we consider all the d -hop neighbors of r in $G(X)$. If a neighbor disconnects from its parent due to the relocation of the parent, we move the neighbor minimally towards the parent such that the disconnected edge is reestablished. Thus each relocation may result in a cascade of relocations.

B. Optimal Algorithm

We propose a QCP formulation of the MM problem to solve the problem optimally. The QCP of the MM problem is presented below. Here, the variables x_i^* and z^* serve the same purpose as the QCP formulation in Section IV.

$$\begin{aligned} & \text{Minimize : } z^* \\ & \text{Subject to : } \|x_i^* - x_i\|^2 \leq z^* \quad \forall 1 \leq i \leq n \\ & \|x_i^* - x_j^*\|^2 \leq h^2 \quad \forall (i, j) \in E_a \cup E_{G(X)} \end{aligned}$$

VII. EXPERIMENTS

In this section, we describe the experimental setup (Section VII-A), discuss a qualitative example (Section VII-B), and present the empirical results (Section VII-C).

A. Experimental Setup

Evaluation Metric: We use two metrics to empirically evaluate our proposed algorithms: minmax distance and running time. The objective of the FBR problem is to minimize the maximum distance between previous and new positions of the robots. We call this objective the minmax distance.

Compared Algorithms: We empirically compare the performance of three algorithms proposed in this paper (OPT, EA-SCR, EA-OPT) and two existing algorithms (BT [7], CR [8]). OPT is described in Section IV. EA-SCR is described in Section V-B and Section VI-A. EA-OPT is

described in Section V-B and Section VI-B. We use a commercial QCP solver, Gurobi [23], to solve the QCPs in OPT and EA-OPT.

The algorithm presented in [7] is based on BC-Tree. In each iteration of this algorithm, the block of the BC-Tree with maximum number of vertices is selected as the root node. Next, each leaf block of the BC-Tree rooted at the root node is translated towards its parent node such that the leaf block merges with the parent block. The BC-Tree is reconstructed after the translation. This process is repeated until there is one block in the BC-Tree, i.e., the graph is biconnected. We call this *Block Translation* (BT) algorithm.

In the case of the algorithm presented in [8], the input is a connected graph that results from the removal of a vertex from a biconnected graph, and the position of the removed vertex. The goal of this algorithm is to move minimum number of nodes to make the graph biconnected. In this algorithm, first, the neighbor of the removed vertex with the lowest degree is selected as the *Best Neighbor* (BN) node. The BN node is moved towards the position of the removed vertex until connections of the BN node with all the neighbors of the removed vertex are established. The movement of the BN node may disconnect some of its previous edges, which is fixed by performing one cascaded relocation (as described in Section VI-A) for the BN node. We modify this algorithm to adapt to the FBR objective as follows. We select the closest neighbor of the removed vertex as the BN node, instead of selecting the neighbor with the lowest degree. We call this modified algorithm *Cascaded Relocation* (CR) algorithm.

Dataset: We construct synthetic dataset as follows. First we generate random 2D points representing the position of the robots. Next we construct the communication graph of the generated points using $h = 1\text{m}$. If the communication graph is biconnected, we remove one point and reconstruct the communication graph. If the new graph is not biconnected, we add the set of points to our dataset. Thus, our dataset contains barely connected graphs that arise from removal of one vertex from biconnected graphs.

Platform: The algorithms are implemented using C++. The experiments are conducted on a core-i7 2GHz PC with 8GB RAM, running Microsoft Windows 10.

B. A Qualitative Example

In this section, we explain with an example how our proposed algorithms achieve lower minmax distance than the existing solutions using the example shown in Figure 3(a).

In the case of our proposed EA-SCR and EA-OPT algorithms as shown in Figure 3(b), during the first phase, the edge between vertices 10 and 11 is added to the augmentation set. In the second phase, vertices 10 and 11 move minimally towards each other until an edge between them is established.

In the case of BT algorithm as shown in Figure 3(c), in the first iteration, block b_1 is selected as the root block, and leaf block b_2 is moved to the left to merge with its parent block b_0 . In the next iteration, the merged block becomes the root, and hence b_1 is moved downwards to form a biconnected

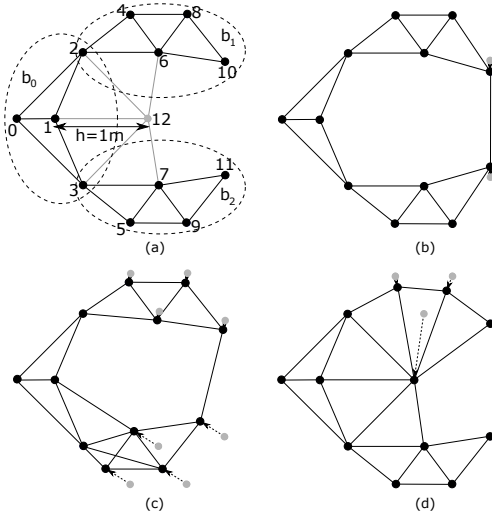


Fig. 3. (a) A barely connected graph created by removing vertex 12 from a biconnected graph. Dotted ovals show the blocks. (b), (c), and (d) show the outputs of the EA-SCR, BT, and CR algorithms respectively. The corresponding minmax distances are 0.1m, 0.3m, and 0.71m respectively.

graph. Thus, in BT algorithm, block b_2 moves unnecessarily to the left, which increases the minmax distance.

In the case of CR algorithm as shown in Figure 3(d), vertex 6 is selected as the BN node, and it is moved towards the deleted node 12. Note that, vertex 6 needs to move significantly downwards to establish an edge with vertex 1, which results in high minmax distance.

C. Empirical Results

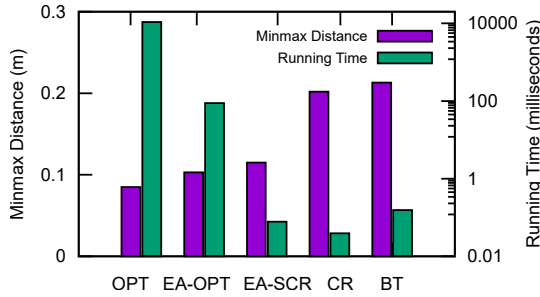


Fig. 4. Comparison with OPT algorithm using $n = 8$ robots.

Comparison with OPT: In this experiment, we compare the minmax distance and running time of the discussed algorithms. As the OPT algorithm can be used to solve only small instances of the FBR problem, we use 8 robots in this experiment. The experimental results in Figure 4 show that the OPT algorithm requires prohibitively high running time than the other algorithms (because of the use of the QCP solver). In terms of minmax distance, our proposed algorithms (EA-SCR and EA-OPT) perform close to the OPT algorithm, and significantly better than the existing algorithms (CR and BT). In all the experiments, we use communication radius of 1m. We perform each experiment 100 times and report the average.

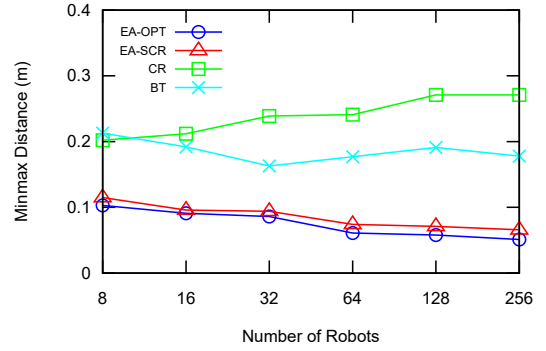


Fig. 5. Comparison of Minmax Distance.

Comparison of Minmax Distance: In this experiment, we compare the discussed algorithms (except for OPT) in terms of minmax distance. We vary the number of robots from 8 to 256 by factor of 2. The experimental results in Figure 5 show that our proposed algorithms (EA-OPT and EA-SCR) perform better than the existing algorithms (CR and BT).

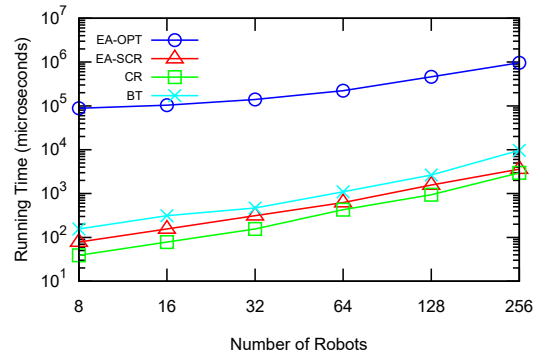


Fig. 6. Comparison of Running Time.

Comparison of Running Time: To compare the running time of the proposed algorithms, we use the same setup as the previous experiment. The experimental results in Figure 6 show that the EA-OPT algorithm requires the highest running time (because of the use of the QCP solver) and the other three algorithms require similar computational time.

EA-SCR presents the best trade-off between minmax distance and running time. It achieves minmax distance that is comparable to OPT and EA-OPT, and much better than CR and BT. The running time of EA-SCR is comparable to CR and BT, and significantly better than OPT and EA-OPT.

VIII. CONCLUSION

In this work, we have proposed algorithms for the FBR problem which has outperformed the existing algorithms. We have also developed a QCP formulation to solve the FBR problem optimally. We have demonstrated the effectiveness of our proposed solution by conducting empirical studies.

In future, we intend to prove approximability of the performance of EA-SCR algorithm. We also plan to work on the FBR variant where the environment contains obstacles.

REFERENCES

- [1] W. Luo and K. Sycara, "Minimum k-connectivity maintenance for robust multi-robot systems," in *2019 IEEE/RSJ International Conference on Intelligent Robots and Systems (IROS)*. IEEE, 2019, pp. 7370–7377.
- [2] N. Atay and B. Bayazit, "Mobile wireless sensor network connectivity repair with k-redundancy," in *Algorithmic Foundation of Robotics VIII*. Springer, 2009, pp. 35–49.
- [3] A. Anand, M. Nithya, and T. Sudarshan, "Coordination of mobile robots with master-slave architecture for a service application," *2014 International Conference on Contemporary Computing and Informatics (IC3I)*, pp. 539–543, 2014.
- [4] J. H. Jung, S. Park, and S. Kim, "Multi-robot path finding with wireless multihop communications," *IEEE Communications Magazine*, vol. 48, no. 7, pp. 126–132, 2010.
- [5] M. Zareh, L. Sabattini, and C. Secchi, "Decentralized biconnectivity conditions in multi-robot systems," *2016 IEEE 55th Conference on Decision and Control (CDC)*, pp. 99–104, 2016.
- [6] L. Sabattini, N. Chopra, and C. Secchi, "Decentralized connectivity maintenance for cooperative control of mobile robotic systems," *Int. J. Rob. Res.*, vol. 32, no. 12, p. 1411–1423, 2013. [Online]. Available: <https://doi.org/10.1177/0278364913499085>
- [7] P. Basu and J. Redi, "Movement control algorithms for realization of fault-tolerant ad hoc robot networks," *IEEE network*, vol. 18, no. 4, pp. 36–44, 2004.
- [8] A. A. Abbasi, M. Younis, and K. Akkaya, "Movement-assisted connectivity restoration in wireless sensor and actor networks," *IEEE Transactions on parallel and distributed systems*, vol. 20, no. 9, pp. 1366–1379, 2008.
- [9] H. Liu, X. Chu, Y.-W. Leung, and R. Du, "Simple movement control algorithm for bi-connectivity in robotic sensor networks," *IEEE Journal on Selected Areas in Communications*, vol. 28, no. 7, pp. 994–1005, 2010.
- [10] S. Lee, M. Younis, and M. Lee, "Connectivity restoration in a partitioned wireless sensor network with assured fault tolerance," *Ad Hoc Networks*, vol. 24, pp. 1–19, 2015.
- [11] R. E. N. Moraes, C. C. Ribeiro, and C. Duhamel, "Optimal solutions for fault-tolerant topology control in wireless ad hoc networks," *IEEE Transactions on Wireless Communications*, vol. 8, no. 12, pp. 5970–5981, 2009.
- [12] K. P. Eswaran and R. E. Tarjan, "Augmentation problems," *SIAM Journal on Computing*, vol. 5, no. 4, pp. 653–665, 1976.
- [13] G. N. Frederickson and J. Ja'Ja', "Approximation algorithms for several graph augmentation problems," *SIAM Journal on Computing*, vol. 10, no. 2, pp. 270–283, 1981.
- [14] S. Khuller and R. Thurimella, "Approximation algorithms for graph augmentation," *Journal of algorithms*, vol. 14, no. 2, pp. 214–225, 1993.
- [15] A. A. Abbasi, M. F. Younis, and U. A. Baroudi, "A least-movement topology repair algorithm for partitioned wireless sensor-actor networks," *International Journal of Sensor Networks*, vol. 11, no. 4, pp. 250–262, 2012.
- [16] K. S. Engin and V. Isler, "Minimizing movement to establish the connectivity of randomly deployed robots," in *Twenty-Eighth International Conference on Automated Planning and Scheduling*, 2018.
- [17] K. Saulnier, D. Saldana, A. Prorok, G. J. Pappas, and V. Kumar, "Resilient flocking for mobile robot teams," *IEEE Robotics and Automation letters*, vol. 2, no. 2, pp. 1039–1046, 2017.
- [18] L. Guerrero-Bonilla, D. Saldana, and V. Kumar, "Design guarantees for resilient robot formations on lattices," *IEEE Robotics and Automation Letters*, vol. 4, no. 1, pp. 89–96, 2018.
- [19] D. Saldaña, L. Guerrero-Bonilla, and V. Kumar, "Resilient backbones in hexagonal robot formations," in *Distributed Autonomous Robotic Systems*. Springer, 2019, pp. 427–440.
- [20] M. Minelli, J. Panerati, M. Kaufmann, C. Ghedini, G. Beltrame, and L. Sabattini, "Self-optimization of resilient topologies for fallible multi-robots," *Robotics and Autonomous Systems*, vol. 124, p. 103384, 2020.
- [21] J. Panerati, M. Minelli, C. Ghedini, L. Meyer, M. Kaufmann, L. Sabattini, and G. Beltrame, "Robust connectivity maintenance for fallible robots," *Autonomous Robots*, vol. 43, no. 3, pp. 769–787, 2019.
- [22] D. B. West *et al.*, *Introduction to graph theory*. Prentice hall Upper Saddle River, 2001, vol. 2.
- [23] L. Gurobi Optimization, "Gurobi optimizer reference manual," 2020. [Online]. Available: <http://www.gurobi.com>