

Machine Learning (In) Security: A Stream of Problems

FABRÍCIO CESCHIN, Federal University of Paraná, Brazil
 HEITOR MURILO GOMES, University of Waikato, New Zealand
 MARCUS BOTACIN, Federal University of Paraná, Brazil
 ALBERT BIFET, University of Waikato, New Zealand
 BERNHARD PFAHRINGER, University of Waikato, New Zealand
 LUIZ S. OLIVEIRA, Federal University of Paraná, Brazil
 ANDRÉ GRÉGIO, Federal University of Paraná, Brazil

Machine Learning (ML) has been widely applied to cybersecurity, and is currently considered state-of-the-art for solving many of the field's open issues. However, it is very difficult to evaluate how good the produced solutions are, since the challenges faced in security may not appear in other areas (at least not in the same way). One of these challenges is the concept drift, that actually creates an arms race between attackers and defenders, given that any attacker may create novel, different threats as time goes by (to overcome defense solutions) and this "evolution" is not always considered in many works. Due to this type of issue, it is fundamental to know how to correctly build and evaluate a ML-based security solution. In this work, we list, detail, and discuss some of the challenges of applying ML to cybersecurity, including concept drift, concept evolution, delayed labels, and adversarial machine learning. We also show how existing solutions fail and, in some cases, we propose possible solutions to fix them.

Additional Key Words and Phrases: machine learning, data streams, concept drift, concept evolution, adversarial machine learning, imbalanced data, cybersecurity

ACM Reference Format:

Fabrício Ceschin, Heitor Murilo Gomes, Marcus Botacin, Albert Bifet, Bernhard Pfahringer, Luiz S. Oliveira, and André Grégio. 2020. Machine Learning (In) Security: A Stream of Problems. 1, 1 (November 2020), 35 pages. <https://doi.org/10.1145/nnnnnnn.nnnnnnn>

1 INTRODUCTION

The massive amount of data produced on a daily basis demands automated solutions capable of keeping Machine Learning (ML) models updated and working properly, even with new emerging threats that are constantly trying to evade them. This arms race between attackers and defenders moves the cybersecurity research forward: malicious actors continuously create new variants of

Authors' addresses: Fabrício Ceschin, fjoceschin@inf.ufpr.br, Federal University of Paraná, Cel. Francisco Heráclito dos Santos, 100, Curitiba, Paraná, Brazil, 81630-190; Heitor Murilo Gomes, heitor.gomes@waikato.ac.nz, University of Waikato, 130 Hillcrest Road, Hamilton, Waikato, New Zealand, 3216; Marcus Botacin, mfbotacin@inf.ufpr.br, Federal University of Paraná, Cel. Francisco Heráclito dos Santos, 100, Curitiba, Paraná, Brazil, 81630-190; Albert Bifet, abifet@waikato.ac.nz, University of Waikato, 130 Hillcrest Road, Hamilton, Waikato, New Zealand, 3216; Bernhard Pfahringer, bernhard@waikato.ac.nz, University of Waikato, 130 Hillcrest Road, Hamilton, Waikato, New Zealand, 3216; Luiz S. Oliveira, lesoliveira@inf.ufpr.br, Federal University of Paraná, Cel. Francisco Heráclito dos Santos, 100, Curitiba, Paraná, Brazil, 81630-190; André Grégio, gregio@inf.ufpr.br, Federal University of Paraná, Cel. Francisco Heráclito dos Santos, 100, Curitiba, Paraná, Brazil, 81630-190.

Permission to make digital or hard copies of all or part of this work for personal or classroom use is granted without fee provided that copies are not made or distributed for profit or commercial advantage and that copies bear this notice and the full citation on the first page. Copyrights for components of this work owned by others than ACM must be honored. Abstracting with credit is permitted. To copy otherwise, or republish, to post on servers or to redistribute to lists, requires prior specific permission and/or a fee. Request permissions from permissions@acm.org.

© 2020 Association for Computing Machinery.

XXXX-XXXX/2020/11-ART \$15.00

<https://doi.org/10.1145/nnnnnnn.nnnnnnn>

attacks, explore new vulnerabilities, and craft adversarial samples, whereas security analysts try to counter those threats and improve detection models. For instance, 68% of phishing emails blocked by GMail are different from day to day [22], requiring Google to update and adapt its security components regularly.

Applying ML on cybersecurity is a challenging endeavour. One of the main challenges is the volatility of the data used for building models as attackers constantly develop adversarial samples to avoid detection. This leads to a situation where the models need to be constantly updated to keep track of new attacks. Another challenge is related to the application of fully supervised methods, since the class labels tend to depict an extreme imbalance, i.e. dozens of attacks diluted in thousands normal examples. Labeling such instances is also problematic as it requires domain knowledge and it can detain the learning method, i.e. the analyst labeling the data is a bottleneck in the learning process. This motivates the development of semi-supervised and anomaly detection methods [135].

In order to improve the process of continuously updating a ML cybersecurity solution, the adoption of stream learning (also incremental learning or online learning) algorithms are recommended so they can operate in real time using a reasonable amount of resources, considering that we have limited time and memory to process each new sample incrementally, predict samples at anytime, and adapt to changes [12]. However, the majority of works in the literature do not consider these challenges when proposing a solution, which makes them not feasible in the reality. Thus, many cybersecurity researches are not related to real-world problems and are not focused on “machine learning that matters” [161].

Previous work reported the relevance of some of these problems and provided research directions. Rieck et al. [131] stated that only few research has produced practical results, presenting directions and perspectives of how to successfully link cybersecurity and Machine Learning and aiming at fostering research on intelligent security methods, based on a cyclic process that starts discovering new threats, followed by their analysis and the development of prevention measures. Jiang et al systematically studied some publications that applied ML in security domains, providing a taxonomy on ML paradigms and their applications in cybersecurity [81]. Salehi et al. categorized existing strategies to detect anomalies in evolving data using unsupervised approaches, since label information is mostly unavailable in real-world applications [135]. Maiorca et al. explored adversarial attacks against PDF (Portable Document Format) malware detectors, highlighting how the arms race between attackers and defenders has evolved over the last decade [101]. Gomes et al. highlighted the state-of-the-art of Machine Learning for data streams, presenting possible research opportunities [63]. Arnaldo et al. described a set of challenges faced when developing a real cybersecurity ML platform, stating that many researches are not valid in many use cases, with a special focus on label acquisition and model deployment [5]. Kaur et al. presented a comparative analysis of some approaches used to deal with imbalanced data (pre-processing methods, algorithmic centered approaches, and hybrid ones), applying them to different data distributions and application areas [88]. Gibert et al. listed a set of methods and features used in a traditional ML workflow for malware detection and classification in the literature with emphasis on deep learning approaches, exploring some of their limitations and challenges, such as class imbalance, open benchmarks, concept drift, adversarial learning and interpretability of the models [60].

In this work we present a complete set of gaps, pitfalls and challenges that are still a problem in many areas of ML solutions applied in cybersecurity, which may have overlaps with other areas, suggesting, in some cases, possible mitigation for them. We want to acknowledge that we are not pointing fingers to anyone, given that our own work is subject to many problems stated here. Our main contribution is to point directions to future cybersecurity researches that make use of ML, aiming to improve their quality in order to be used in real applications.

Figure 1 shows a scheme of the process to develop and evaluate ML solutions for cybersecurity based on the literature (which has many steps similar to any pattern classification task), which basically consists in two phases: train, i.e., training a classification model with the data available at a given time and test, i.e., testing it considering the new data collected. Thus, this paper is organized as follows: first, in section 2, we discuss how to identify the correct ML task for each cybersecurity problem; Further, it is organized according to each step of the process, in order to make this work easier to follow, with data collection, in Section 3, attribute extraction in Section 4, feature extraction in Section 5, model (includes train and update model) in Section 6, and evaluation in Section 7. Finally, we conclude our work in Section 9.

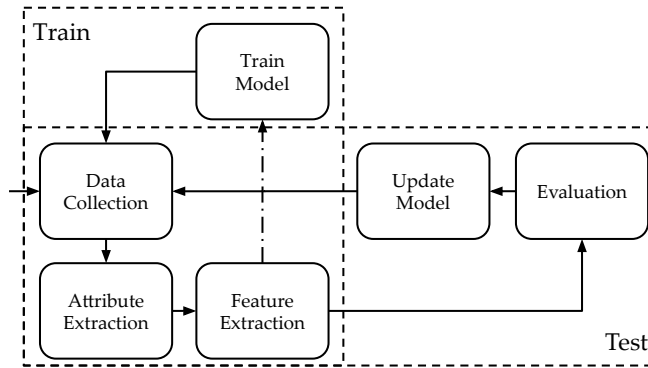


Fig. 1. Scheme to develop and evaluate Machine Learning solutions for cybersecurity.

2 SECURITY TASKS AND Machine Learning

ML algorithms are employed in multiple security contexts, as summarized in Table 1. Most detection tasks largely rely on classification algorithms trained to identify benign and malicious cases (e.g., malware vs goodware, spam vs non-spam, etc). Intrusion detection solutions, however, mostly operate detecting deviation from a baseline (e.g., a machine contacting a host that usually does not appear in the typical network activity) via outlier detection algorithms (although there are alternative approaches [96]). When the attacks need to be classified in addition to detected, clustering algorithms are employed. These are the cases when malware samples need to be assigned to a known family. In this case, the unknown sample is compared to a set of previously generated clusters of known samples and assigned to the most similar one. A similar procedure is employed to authorship attribution in forensic procedures [132].

In addition to the complex attribution procedures, the cybersecurity field also has space for less complex but faster ML algorithms via their application to the security assessment procedure's triage steps. Risk assessment procedures often operate leveraging linear regression to extrapolate previous events to the future. Malware analysts often verify malware strings to have an initial hypothesis about malware operation. The most relevant strings can be identified via learn-to-rank (LTR) algorithms. In this work, we cover the challenges associated to all these tasks.

Identifying the correct ML task associated to the security problem to be solved is essential to properly plan and evaluate experiments, as well as to understand the limitations of the proposed solutions. However, this identification is far from straightforward, and requires reasoning about multiple corner conditions. For instance, for the malware detection case, it is usual to find in the literature multiple solutions proposing a ML-based engine to be applied by AVs. Most of these

Table 1. **Applications of ML to cybersecurity.** Distinct approaches are employed according to the distinct security needs.

Security Task	Sub Task	ML Task
Detection	Malware Detection	Classification [6]
	Intrusion Detection	Outlier Detection [94]
	Spam Filtering	Classification [117]
Analysis & Attribution	Malware Labelling	Clustering [140]
	Log Analysis	Clustering [44]
Triage	Malware Analysis	Reinforcement Learning/Ranking [47]
	Risk Assessment	Regression [66]
Forensics	Attribution	Clustering [132]
	Object Recognition	Dimensionality Reduction [89]

solutions are initially modeled as a classification problem (goodware vs. malware), which suffices for detection. In practice, AVs provides more than a detection label [17], they also attribute the malware sample to a family (e.g., ransomware, banker, so on) to present a family label, which is essential to allow incident response procedures. Therefore, a ML engine for an AV should also be modeled as a family attribution problem, which requires not only classifying but also clustering procedures.

3 DATA COLLECTION

The data used by a Machine Learning algorithm (dataset) is fundamental to the process of learning, given that all algorithms are going to be based on the samples presented (train set) to take a decision according to the task being performed. The data collection can be one of the most challenging steps of a project and consists of data acquisition, data labeling, and improvement of existing data [67, 133]. Despite of all these steps are included in real-world problems [63], some steps may not be present in a research according to the format of the dataset used, which can happen due to many reasons, including the privacy of the data (which sometimes requires the use of differential privacy [43]), local laws that do not allow the distribution of malign data, and to make the reproducibility of experiments easier. According to the steps performed by systems that use ML in cybersecurity [137], in this work, to clarify our ideas, we defined that the data can be available in three formats, which may overlap according to the task being performed or to the approach being used:

- **Raw Data:** data available in the same way they were collected, usually used to analyse their original behavior. For example: PE executables [29], ELF [159], APK packages [2], or network traffic data captured in PCAP format [74, 115, 116, 145]. Comparing to computer vision, the raw data are the images collected to create an image recognition model [37]. In cybersecurity, AndroZoo [2] provides many APK packages collected from several sources that could be used for malware detection systems or forensics analysis;
- **Attributes:** filtered metadata extracted (usually right after the collection) from the raw data with less noise and focus on the data that really matters, being very suited for ML. For example: CSV with metadata, execution logs of a software or data extracted from its header [4, 29], or a summary of information from a subset of network traffic data. In computer vision, the attributes would be the gradient images extracted from the original ones [37]. EMBER [4] is a good example of dataset containing attributes, available in JSON, extracted statically from raw data (Windows PE files). DREBIN [6] is another example containing

static attributes extracted from APK packages. Intrusion detection system data consist of system calls already filter in most cases presenting just the calls used without function header parameters [36, 50, 113, 152], network traffic in CSV format [73, 156] or system logs [70];

- **Features:** features extracted from the attributes or raw data (usually using a feature extractor) that distinguish samples, ready to be used in a classifier. For example: the transformation of logs into feature vectors for every software mentioned in previous item, whose positions of this vector correspond to the features [29], or a transformation of traffic data into features containing the frequency of pre-determined attributes (i.e., protocols, amount of packages, bytes, etc.). In a image recognition problem, the features would be the histogram of gradients extracted using the gradient images created before [37]. This type of data is usually used by researchers to make their experiments faster, given that they extract the features once and can share them to use as input of their models.

The data collection or even any of the dataset formats above are susceptible to problems that may affect the whole process of using ML in any cybersecurity scenario and are frequently seen in the literature, such as data leakage (or temporal inconsistency), data labeling, class imbalance, and anchor bias.

3.1 Data Leakage (Temporal Inconsistency)

To evaluate a ML system, usually we split the dataset in at least two sets: one to train the model and another to test it. The k -fold cross-validation is used to create k partitions and evaluate a given model k times, using one of the partitions as test set and the remaining as training set, taking the average of the metrics as a final result [107]. This is a common practice for many ML experiments, such as image classification, where temporal information may not be important and are used in batches. However, when considering cybersecurity data, which are obtained from a stream, it is not real to consider data from different or mixed epochs to train and test a model (known as data leakage [87] or temporal inconsistency in this case), given that it could increase the detection accuracy because the model knows how future threats are (i.e., the model is exposed to test data when it was trained) [29]. For instance, consider a malware detector that works similar to an antivirus, i.e., given a software, our model wants to know if it is a malware or not to block an unwanted behaviour. To create this model we train it using a set of malicious and benign software that are known and were seen in the past. Then, this model is used to detect if files seen in the future are malign, even if they perform totally different attacks than before. These new threats will just be used to update the model after they are known and labeled, which will probably increase the coverage of different unknown attacks, detecting more malware than before.

Due to this temporal inconsistency problem, it is very important to collect the timestamp of the samples during the data collection and it is something not considered by some authors in cybersecurity. For instance, DREBIN dataset [6] (malware detection) makes all the malicious APKs available and also their attributes, but does not include the timestamp that they were found in-the-wild, making all the researches that use this dataset exposed to data leakage. We understand that sometimes it is difficult to set a specific release date to a sample, but they are needed to avoid this problem. For malware detection, for example, researchers usually use the date when they were first seen in VirusTotal as timestamp [29, 86, 122, 160].

3.2 Data Labeling

Labeling artifacts is essential to train and evaluate models. However, having artifacts properly labeled is as hard as to collect the malicious artifact themselves, as previously discussed. In many cases, researchers leverage datasets of crawled artifacts and make strong hypothesis about them,

such as “all samples collected by crawling a blacklist are malicious“, or “all samples collected from an App Store are benign“. These hypothesis are strong because previous work has demonstrated that even samples downloaded from known sources might be trojanized with malware [16]. Therefore, a model trained based on this assumption would make the model also learn some malicious behaviors as legitimate.

A common practice to obtain labels and mitigate the aforementioned problems is to rely on the labels assigned by AVs. A common approach is to use the VirusTotal service [160], that provides detection results based on more than sixty antivirus engines available in the platform. Unfortunately, AV labels are not uniform [17], with each vendor reporting a distinct label. Therefore, researchers have either to select an specific AV to label their samples (according to their established criteria), or adopt a committee-based approach to unify the labels. For Windows malware, AVClass [140] is widely used for this purpose and, for Android malware, Euphony [78] is used. Both of these techniques were evaluated by the authors using a high number of malware (8.9 million in AVClass and more than 400 thousand samples in Euphony), obtaining a significant F-measure score (bigger than 90% in both cases) and generating consistent results to create real datasets such as AndroZoo [2], which uses Euphony [78] to generate malware family labels. Although AVs can mitigate the labeling problem, their use should consider the drawbacks of AV internals. As shown in Section 2, AVs provide two labels: detection and family attribution. Both the detection label as well as the family attribution label change very often over time: newly-released samples are often assigned a generic and/or heuristic label at initial time and this is further evolved as new, more specific signatures are added to the AV to detect this threat class. Therefore, the date in which the samples are labeled might significantly affect the ML results. Recent research shows that AVs label might not establish before the 20 or 30 days after a new threat is released [17]. To mitigate this problem, delayed evaluation approaches should be considered, as shown in Section 7.

3.3 Class Imbalance

Class imbalance is a problem where the data distribution between the classes of a dataset differs relatively by a substantial margin and it is usually present in many real-world researches [88]. For instance, considering the Android landscape, the AndroZoo dataset contains about 18% of malicious apps, the remaining are benign [2, 122], which makes the Android malware detection more challenging due to the presence of imbalanced data. There are several methods in the literature that try to overcome this problem by using pre-processing techniques, by improving the learning process (cost-sensitive learning) or using ensemble learning methods [63, 88]. The two later will be discussed further in the model section (Section 6), since they are in the process of training/updating the model. The pre-processing techniques relies on resampling methods, which consists in removing instances from the majority classes (undersampling) or creating synthetic instances for the minority classes (oversampling) [63].

In the context of cybersecurity, undersampling may affect the dataset representation, given that removing some samples from a certain class can affect its detection. For instance, considering malware detection again, removing malware samples may reduce the detection of some malware families (the ones that had samples removed) and also make their prevalence in a given time (monthly or weekly) less important than reality when creating a dataset, possibly not capturing a concept drift or sub-classes of the majority classes. Figure 2 presents a dataset with two classes (green and red/orange), one of the classes has two concepts or two sub-classes (red and orange) as time goes by, i.e., consider it as being a dataset with a normal and a malicious behavior, the malicious one a behavior that evolves or has sub-classes of behaviors as time goes by. In Figure 2a we can see the original distribution of the dataset, with no technique applied. In Figure 2b we can see the dataset distribution when removing samples (in gray) to keep the same distribution by

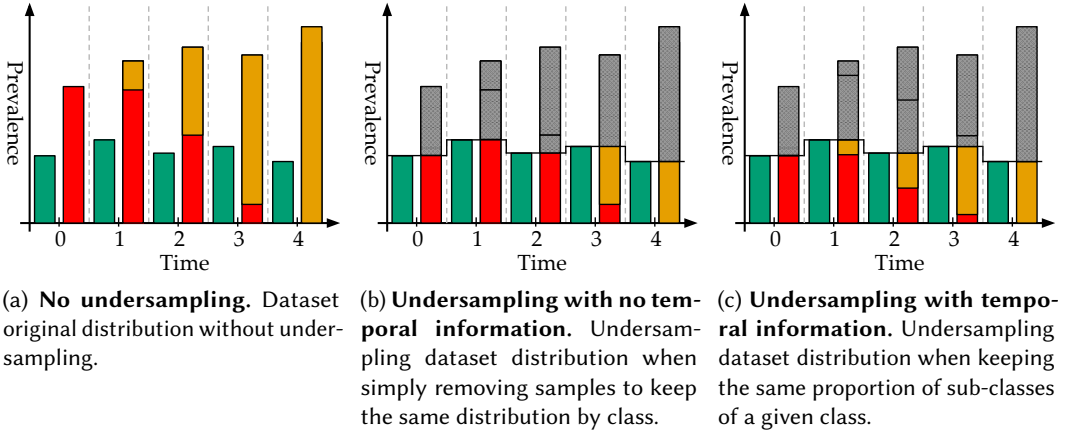


Fig. 2. **Undersampling examples in a dataset.** Samples in green and red/orange represent different classes. Red and orange colors represent different sub-classes or concepts of the same class. Gray color with circles represents ignored/removed instances.

class, which result in a different scenario than the reality since the orange concept or sub-class is not seen in some periods. In Figure 2c we see the ideal scenario for undersampling, when the proportion of concepts or sub-classes is the same for the same period of time while keeping the same number of samples for both classes (this may be a mitigation for the undersampling problem, but even with this solution important samples may be discarded).

An example of oversampling technique is SMOTE, which consists in selecting samples that are close in the feature space, drawing a line between them and generating new samples along it [30]. Although such techniques seem interesting, they may generate results that produce data leakage if they do not consider the time when creating synthetic samples. For instance, consider Figure 3, where we present again a dataset with two classes, with the same classes and problems as Figure 2. In the first case, in Figure 3a, we see the original dataset distribution, where the class red/orange is the minority one. In Figure 3b the problem of data leakage is shown: the artificial data generated (with dashed line and circles) is based on all the dataset, without considering any temporal information. Thus, we can see the orange concept/sub-class at time 0 in the synthetic instances, which does not represent the real distribution of this class at that time (this problem happens all the time in this case, with the red concept/sub-class being shown even at time 4). In contrast, in Figure 3c we can see an oversampling technique that considers the temporal information, generating synthetic data that correspond to the actual concept/sub-class of a given time, resulting in the same distribution of concepts/sub-classes as the original data. Despite of also being an interesting approach, for the cybersecurity context, oversampling works in feature level, which means that it may not generate synthetic raw data. For instance, if we consider these data as being applications, oversampling will only create synthetic feature vectors and not real applications that actually work.

3.4 Dataset Size Definition

A major challenge for creating a dataset is to define its size. Although it is a problem that affects all ML domains, it has particularly severe implications in cybersecurity. On the one hand, a small dataset may not be representative of a real scenario, which invalidates the results of possible experiments using it. Also, some models may not generalize enough and not work as intended, presenting bad classification performance [67]. Limited evaluations are often seen in the cybersecurity context

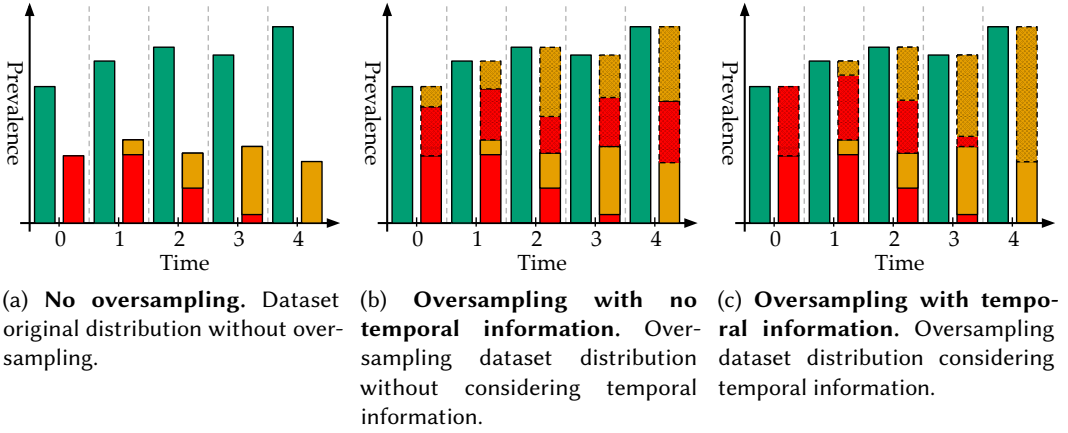


Fig. 3. **Oversampling examples in a dataset.** Samples in green and red/orange represent different classes. Red and orange colors represent different sub-classes or concepts of the same class. Samples with dashed line and circles are the synthetic instances created by oversampling.

because collecting real malicious artifacts is a hard task, as most organizations do not share the threats that affect them to not reveal their vulnerabilities. On the other hand, a big dataset may result in long training times and produce too complex models and decision boundaries (according to the classifier and parameters used) that are not feasible in the reality (e.g., real-time models for resource-constrained devices), such as some deep learning models that usually requires a large amount of data to achieve good results [81]. As an analogy, consider that a dataset is a map and, for instance, represents a city. It is almost impossible that this map has the same scale of the city, however, it can be useful by representing what is needed for a given purpose. For example, a map of public transportation routes is enough if our objective is to use it, but if we need to visit touristic places, this very same map will not be useful, i.e., new data or a new map is required [150]. These circumstances reflect the ideas of both George Box and Alfred Korzybski. Box said that "essentially, all models are wrong, but some are useful" [146], i.e., a model built using a dataset might be useful for a given task, but it will not be perfect – there will be errors, we just need to know how wrong they have to be – and it will not be good for other tasks, which makes necessary to collect more (or new) data and select new parameters for a new model. Korzybski mentioned that "the map is not the territory" [90], meaning that it can be seen as a symbol, index or representation of it, but it is not the place itself and it is prone to errors, i.e., in our case, a model or a dataset can represent a real scenario, but it is just a representation of it and may contain errors. These errors may reflect in results that actually do not reflect the reality. For instance, considering a malware detection task that uses gray scale images as representation for windows binaries, when using a dataset that represents the real scenario with no data filtering, i.e., without removing specific malware families, the accuracy ($\approx 35\%$) was much worse than other scenarios where the authors filter the amount of malware families, reducing the complexity of the problem and achieving almost 90% of accuracy, as shown in Figure 4 [11].

Another point to consider when building a cybersecurity solution is that they may have regional characteristics that are reflected in the dataset and, as a consequence, in the model and its predictions. For instance, considering a malware detection task with two models that are based on classification trees: Model 1 (random forest with PE metadata [29]) is trained using data from region A and Model 2 (LightGBM with PE metadata [4]) is trained with data from region B. When testing both models

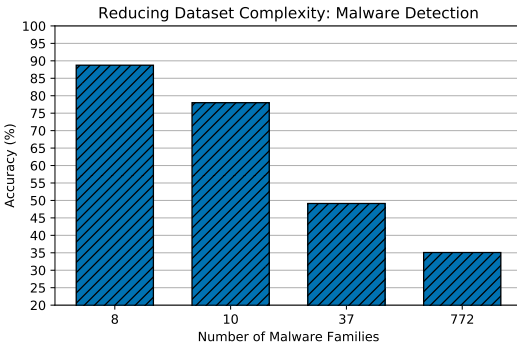


Fig. 4. **Reducing dataset complexity.** The more the dataset is filtered, the bigger the accuracy achieved, which means that researchers must avoid filtered datasets to not produce misleading results [11].

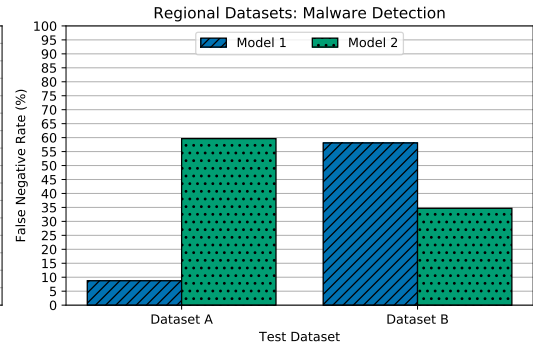


Fig. 5. **Regional datasets.** Models may have bias towards the scenario where the dataset used to train them were collected, indicating that they need to be specially crafted in some cases.

with test data from both regions (test dataset A, from region A, and test dataset B, from region B), we can see that they perform better in their respective regions and present a much higher false negative rate (FNR) in the opposite region (allowing a malware to be executed if this solution is applied in a different region that it was designed for, for example), as shown in Figure 5. Thus, it is important to consider collecting new data when implanting a known solution to a new target scenario (or region).

To elaborate our discussion about dataset size definition, we created two experiments to better understand how much data we need in order to achieve representative results using a subset of AndroZoo dataset [2] for malware detection, composed by 347,444 samples (267,342 benign and 80,102 malicious applications) spanning from 2016 to 2018. Both experiments consist in understanding how much data we need to achieve a stable classification performance based in the dataset proportion used to train our models. To do so, we divided the dataset by months and reduced their proportion of goodware and malware in both training and test set (the first half of the dataset, ordered by their first seen date in virus total, is used to train and the second, to test). Thus, in the first experiment we tested different classifiers using temporal classification (using the training set with “known data” to train the models and “future data” to test them), with different proportions of data in the training and test dataset, to see how each one of them were going to perform. Surprisingly, all classifiers had similar behaviours, also presenting similar curves as consequence and reaching an “optimal” classification performance by using only around 10% to 20% of the original dataset, with multi-layer perceptron and random forest achieving the best overall results, as shown in Figure 6a. It is clear to see that, after these proportions, the F1Score was almost stable, improving just a little even when increasing a lot the amount of data used. Furthermore, in the second experiment, we compared different approaches in an unique classifier to see if they present the same behaviour as the first one. To do so, we used only random forest in four different approaches: cross-validation (randomly selecting train and test samples, with data leakage), temporal classification (the same approach as the first experiment), and stream with and without drift detector (initializing an stream version of random forest [62] – known as adaptive random forest – with the training data and incrementally updating it with testing data, using the ADWIN drift detector [13] to detect changes in data distribution when it is enabled). As we can see in Figure 6b, all the approaches also presented a similar behaviour and curves, but this time, all of them starting to stabilize their F1score after 30% to 40% proportions, which means that they

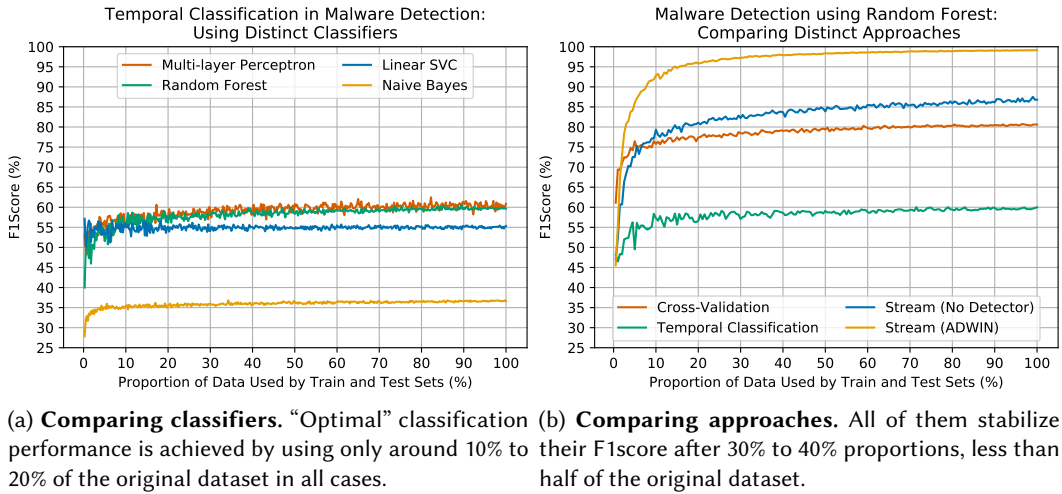


Fig. 6. **Dataset size definition in terms of f1-score.** In both experiments a similar behaviour is seen, with a certain stability in classification performance after using only a given proportion of the original dataset.

just need at least half of the dataset to present almost the same result as using the entire dataset. With both experiments, we conclude that, at some point, it may be more important to look for new features or representation strategies than adding more data to the training set, given that the classification performance is not improved so much according to our experiments.

The implication of these findings for cybersecurity is that more observational studies – research that focus on analyzing ecosystem landscape, platforms or specific types of attacks to inform development of future solutions – are needed to create useful datasets and ML solutions. Due to the parsimonious number of this kind of studies, one might fall for the Anchor bias [45], a cognitive bias where an individual relies too heavily on an initial piece of information offered (the “anchor”) during decision-making to make subsequent judgments. When the value of the anchor is set, future decisions are made using it as a baseline. For instance, if we consider a research that uses a one million samples dataset, it is going to become the anchor for future researches, even if this dataset is not consistent with the real scenario. Thus, choosing or creating a dataset is not about its size, but its representation of the real-world for the task being performed, as a map. In addition, concept drift and evolution is the nature of cybersecurity datasets, which makes necessary to collect samples from different epochs to correctly evaluate any solution [29, 60]. We acknowledge here that some approaches need more data to achieve better results, such as deep learning techniques [158], and it may be a limitation for them. A good example of building a real dataset is the one built by Pendlebury et al. for malware detection, where the proportion of samples found in the dataset is the same found in-the-wild by AndroZoo collection of Android Applications [2, 122].

4 ATTRIBUTE EXTRACTION

Extracting attributes, which are filtered metadata collected from the raw data, is a key step to create useful features for the ML models. In this section we are going to discuss some attribute extraction methods used by ML applications for cybersecurity, which are composed by diverse types of data that may be different for each kind of security task, and also point out the impact of different attributes in ML solutions.

4.1 Malware Detection or Classification

When it comes to the task of malware detection or classification, which objective is to detect a malware or classify them in families, the input to the attribute extraction algorithms are software from a given operational system (Android, iOS, Linux, Windows, etc). The approaches used to extract attributes of software can be divided in three types: based on static attributes from the executable binary or package (static analysis), on dynamic attributes obtained through running it in controlled environments (dynamic analysis), and hybrid approaches that combine both methods [58].

Static analysis consists in extracting attributes from a software without executing it, just by analysing the file. The attributes extracted include string signature, permissions, byte-sequence n-grams, syntactic library call, compilers, control flow graph, opcodes, etc [6, 29, 33]. Some static approaches also considers the problem as an image recognition one by converting a binary file into a gray-scale texture [11]. It is important to note that some executable need to be unpacked and decrypted before being statically analysed, while some obfuscation techniques can make this technique expansive and unreliable.

Dynamic analysis consists in analysing the interaction of the software with the system when executed in a controlled environment, such as virtual machine, sandbox, emulator, etc. Different from static, dynamic analysis do not require the software to be disassembled, decrypted or unpacked, but it may be time intensive and resource consuming, creating scalability problems. Also, some malware might have evasion techniques that make them undetected in virtual environments, such as detecting user history, executing in a specific date or with a specific command. The attributes extracted by dynamic analysis include system calls, API calls, function call graphs, function parameters, information flow graphs, instructions, network and registry traces [19, 58].

4.2 Continuous Authentication (CA)

Continuous Authentication (CA) mechanisms collect users usage data to continuously verify their identities and are a promising approach to complement point-of-entry methods, such as passwords [34], allowing the system to detect possible intrusions. The ML solutions usually rely on collecting data from users, building a model based on them, and further use it to verify their identities on-the-fly, blocking the user access if an anomaly in the behaviour is detected.

There are several different types of data collected in order to continuously identifying users in a computer system. One possible approach is to collect software and network activities (for instance, the software being used or the websites being accessed in a given time) to generate users' profiles [52, 100, 165]. Some approaches also consider users' keystroke [20, 111, 144] and mouse dynamics [84, 110, 143] with the hypothesis that they will perform unique patterns, despite of some works stating that variations in mood, sleep, and stress might cause classification errors.

The increasing popularity of mobile devices also created the necessity to study CA solutions for mobile devices, which are mainly built using touch patterns, such as characteristics of hand and finger movement [106, 166]. Results from the literature conclude that these data remain consistent across several days, despite of having a noticeable degradation when the authentication is performed over multiple sessions [134].

4.3 The Impact of Different Attributes

The distinct attribute extraction approaches impose distinct costs, but might also lead to distinct ML outcomes. Naturally, executing an artifact to extract feature costs more than statically inspecting it, but the precision of the classification approach might get higher if this data is properly used. Therefore, the selection of the attribute extraction procedure should consider its effect on outcome.




Fig. 7. **Different attributes produce different results.** Selecting different attributes may impact the classification performance in many different applications of ML for cybersecurity.

Galante et al [54] shows the effect of attribute extraction procedures over three distinct pair of models to detect malware (SVM with RBF kernel, Multi-layer Perceptron, and Random Forest). The three models consider the same feature, but extracting them dynamically and statically, respectively. For instance, whereas one sample consider the presence of the fork system call in the import table of a given binary, its corresponding consider the number of times that the fork system call was invoked during the sample execution in a sandbox. For all models, considering a balanced Linux binaries dataset with benign and malign applications, the dynamic extraction approach outperformed the static approach, as shown by the accuracies in Figure 7a. Despite the dynamic attributes have a great impact in SVM and Multi-layer Perceptron, in Random Forest the difference to static attributes was not so significant, which means that, for this model and dataset in particular, static attributes are enough.

Considering a Continuous Authentication (CA) problem, using a dataset containing the behaviors of 17 users during 21 days [61], we trained three classifiers (Random Forest, SVM with linear kernel and Multi-layer Perceptron) using three different features: network (user network usage, such as websites visited), process (user software use), and the combination of both of them. Results, shown in Figure 7b, evidence that network attributes are not as valuable as process ones for continuous authenticating users, despite of their help in improving f1-score when combined with process features, which seems to be enough in this scenario.

5 FEATURE EXTRACTION

For numerical or categorical attributes, it is very simple to use them in any model by just encoding the categorical ones and normalizing both of them. However, according to the type of the attributes extracted from the raw data, they cannot be used directly in a ML model. For instance, a list of system calls or libraries used by a software must pass through one more step called feature extraction, whose objective is to transform these attributes into something readable by the classifier, simplifying the data without losing too much information and reducing the number of resources used to describe them [67, 137]. Thus, there are many approaches to extract features from the attributes which may rely on topics already being studied in the ML literature, such as text classification, image recognition or classification, graph feature learning, deep learning, etc [9, 60].

5.1 Extracting Features

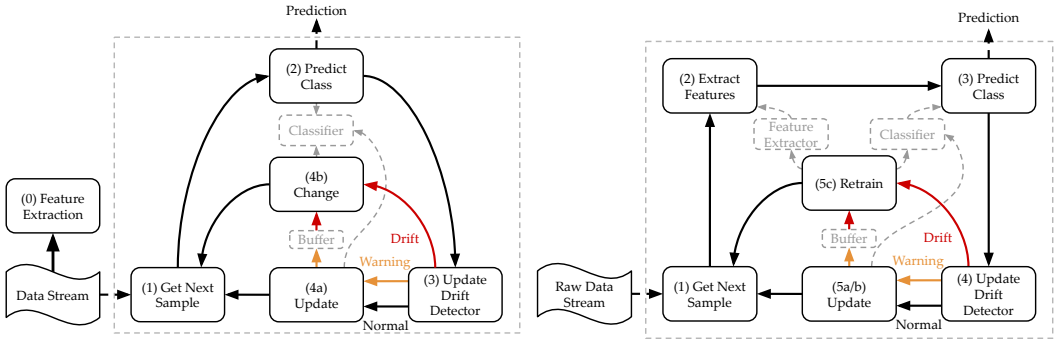
For textual attributes, the goal is to transform a set of strings (texts) into a numeric feature vector. One of the most simply approaches, called bag-of-words, is to count the frequency of each string and use them as features. This way, the number of features will be the set of strings used to train the feature extractor, known as vocabulary, which can be reduced according to a given threshold of frequency to reduce resources used. Another possibility is to use TF-IDF (Term Frequency – Inverse Document Frequency), a statistic measure used to evaluate how important a word is to a text in relation to a collection of texts. This measure is obtained through the multiplication of two terms: (i) TF (Term Frequency), which measures how often a word occurs in a text; and (ii) IDF (Inverse Document Frequency), which measure how important a word is. At the end, each text is represented by a sparse array that contains their TF-IDF values for each word in the vocabulary (that can be reduce as bag-of-words) [29, 102]. An optimization to TF-IDF can be performed by using a hashing trick, where a raw feature is mapped into an index using a hash function and the term frequencies are calculated based on the mapped indices [163].

Word2vec is a way to create features for a set of strings based on vectors that represent words, being very useful for cybersecurity [82]. The greatest contribution of this method is its capability of representing the similarity between words and their meanings (context) [108], different from TF-IDF, which just project data based on their frequency. Besides that, word2vec projects only words and not the text, making necessary to use a strategy to extract features from the projected words. The word2vec general model uses a feed-forward non-supervised neural network. There are two architectures available for this model: continuous bag-of-words (CBOW) and skip-gram. The first one (CBOW) tries to predict the central word from a set of words around them (input), similar to a cluster. In contrast, the skip-gram architecture does the opposite: it tries to predict the words around, given a central word as input. To be used as a feature extractor, a word2vec model is trained with a set of texts, generating the feature space of their words, which are then used to project a given set of strings thought many different strategies, such as the average of their words [109, 147]. Recently, BERT (Bidirectional Encoder Representations from Transformers) was proposed as an evolution of word2vec, given that it also captures the context of a word, but it takes into account its surrounding context (before and after a word) [42]. A variation of BERT, called cyBERT, was used to parse logs from security operations center, which is a very critical and challenging task, achieving promising results [130].

Autoencoders are another neural network based approach that extract features from textual data widely used in cybersecurity [38]. An autoencoder tries to compress and decompress (copy its input to its output) its input with minimal difference between a training input and its decompressed output, which makes the neural network to learn an efficient representation for a given dataset [137]. For instance, this kind of neural network can transform a set of N-gram vectors (e.g. system calls) into feature vectors that can be used as input to any ML model [60].

5.2 Adapting to Changes

Many of the feature extractors mentioned in this section need to be created based on a training dataset, in order to, for instance, create a vocabulary or to compute the weights of the neural network used, similar to a ML model. Thus, as time goes by, it is necessary to update the feature extractor used if a concept drift or evolution happens in the application domain, which is something very common in cybersecurity environments due to new emerging threats [29, 60, 85]. For instance, when using any vocabulary-based feature extractor for malware detection based on static features, such as the list of libraries used by a software, new libraries may be developed with the time (and they are not present in the vocabulary), which can result in a concept drift and make the



(a) **Traditional data stream pipeline.** Feature extraction is applied to the raw data stream data before using them in the learning cycle. Then, the classifier generates the prediction of the current sample and uses it to update the model, adding it to a buffer or changing the model according to the concept drift detector level.

(b) **New data stream pipeline with feature extractor.** Every time a new sample is obtained from the raw data stream, its features are extracted and presented to a classifier, generating a prediction, which is used by a drift detector that defines the next step: update the classifier or retrain both classifier and feature extractor [28].

Fig. 8. **Data stream pipeline.** Comparing the traditional data stream pipeline with a possible mitigation which adds the feature extractor in the process, generating updated features as time goes by.

representation created for all the new software outdated. In response to concept drift, the feature extractor may also need to be updated when it is detected and not only the classifier itself, requiring an efficient performance to update both of them.

To illustrate this challenge, we created an experimental scenario using a proportionally reduced version of AndroZoo dataset [2] with almost 350K samples (the same used in Section 3.4), and DREBIN dataset [6], composed by 129,013 samples (123,453 benign and 5,560 malicious Android applications). We sorted samples by their first seen date in VirusTotal [160] and trained two base Adaptive Random Forest classifiers [62] with the first year of data, both of them includes the ADWIN drift detector [13], which usually has best classification performance in the literature. When a concept drift is detected, the first classifier is updated using always the same features from the start, while the second one is entirely retrained from scratch, updating not only the classifier, but also the feature extractor. In a traditional data stream learning problem that includes concept drift, the classifier is updated with new samples when a change occurs (generally the ones that created the drift), as shown by the following steps in Figure 8a [57]:

- (1) Obtain a new sample X from the data stream, which already had their features extracted previously using a feature extractor E ;
- (2) Predict the class of the new sample X using the classifier C , trained with previous data;
- (3) With the prediction from C , update the drift detector D to check the drift level (defined by authors [112]);
- (4) According to the drift level, three paths can be followed, all of them making the pipeline restarts at step 1:
 - (a) **Normal:** incrementally **update** C with X ;
 - (b) **Warning:** incrementally **update** C with X and add X to a buffer;
 - (c) **Drift:** **change** classifier C with another classifier trained using only the data collected during the warning level (from the buffer build during this level), creating a new classifier C and resetting the drift detector D .

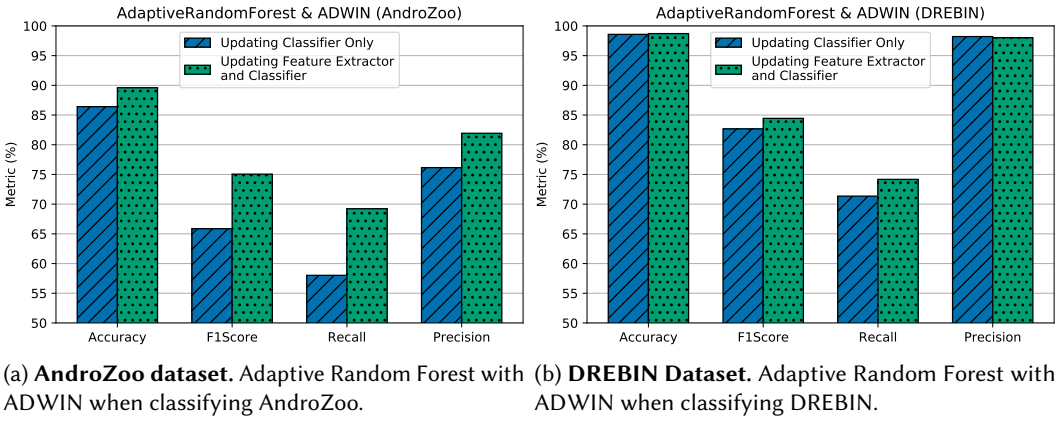


Fig. 9. **Adapting features improve classification performance.** When considering the feature extractor in the pipeline, updating it when a drift occurs is better than using a static representation (using a unique feature extractor based on the first training set).

Alternatively, our data stream pipeline proposed in this experiment (as a mitigation to this problem) also considers the feature extractor under changes, according to the following five steps from Figure 8b [28]:

- (1) Obtain a new sample X from the raw data stream;
- (2) Extract features from X using a feature extractor E , trained with previous data;
- (3) Predict the class of the new sample X using the classifier C , trained with previous data;
- (4) With the prediction from C , update the drift detector D to check the drift level (defined by authors [112]);
- (5) According to the drift level, three paths can be followed, all of them making the pipeline restarts at step 1:
 - (a) **Normal:** incrementally **update** C with X ;
 - (b) **Warning:** incrementally **update** C with X and add X to a buffer;
 - (c) **Drift:** **retrain** both E and C using only the data collected during the warning level (from the buffer build during this level), creating a new extractor E and classifier C , and resetting the drift detector D .

Figure 9 shows the results of how the classification performance is impacted when we also update the feature extractor when a concept drift is detected by a drift (AndroZoo dataset in Figure 9a and DREBIN dataset in Figure 9b), improving by almost 10 percentage points of f1score when classifying AndroZoo dataset (from 65.86% to 75.05%). Thus, we highlight here the importance of including the feature extractor in the incremental learning process [28].

5.3 Adversarial Features (Robustness)

There are multiple ways to define a feature for a security problem and the final accuracy is not the only metric that should be evaluated when selecting one of them. Another point to consider when choosing features is their robustness to adversarial machine learning, given that attackers may try to change the characteristics of their malign samples to make them look similar to benign ones, even performing the same malicious activities as the original malign samples [27]. Thus, it is important to think as an attacker when choosing the attributes and features used to build a ML system for cybersecurity, given that some of them might be easily changed to trick the ML model.

As an example, consider two types of malware detection models proposed in the academic literature (i) MalConv [126] and Non-Negative MalConv [48], which are deep learning classifiers that take as features the raw bytes of an input file, and (ii) LightGBM [97], which takes as features a matrix created using hashing trick and histograms based on the inputted binary files characteristics (PE header information, file size, timestamp, imported libraries, strings, etc). Both of them can be easily bypassed using simple strategies that create totally functional adversarial malware. The models that use raw bytes can be tricked by simply appending goodwill bytes or strings of goodwill applications at the end of the malware binary. This does not affect the original binary execution and bias the detector towards the statistical identification of these goodwill features. The model based on file characteristics can be bypassed by embedding the original binary into a generic file dropper which extracts the embedded malicious content in runtime and executes it. This bypasses detection because the classifier would inspect the external dropper instead of the embedded payload and the dropper only contains characteristics of benign applications (benign headers), even with a malware as a payload. Previous work showed that both strategies combined (generating a new binary with goodwill data appended) can generate adversarial malware capable of bypassing both type of models and also affect the detection rate of some anti virus that are probably using ML in their engines [27].

Other features are more resistant to these attacks. Approaches based on Control Flow Graphs (CFGs) are not affected by the appending of extra, spurious bytes. On the other hand, these approaches can be bypassed by malware samples that modify their internal control flow structures to resemble legitimate software pieces [23]. A strategy to handle this problem is to select the features that are more resistant to modifications on the original binary. For instance, the use of the loop instructions [99]. According to the authors, the code contained in apps' loops is enough to detect malware and by, building a feature space containing a set of labels for each of them, attackers may have much more difficult to create feature vectors that are able to bypass the malware detector [99].

In summary, we advocate for more studies about the robustness of features for cybersecurity, given that it is something crucial for the development of real applications. Thus, the aphorism "Garbage In, Garbage Out" used in many ML contexts is also valid for the robustness of a solution, once that any solution becomes pointless if they are easily subject to adversarial attacks. ML requires high-quality training data and robust features in order to produce high-quality and robust classifiers [59].

Security-wise, it is important to understand that each ML model and feature extraction algorithm serve to different threat models. Therefore, the resistance of a feature to a given type of attack should be evaluated considering the occurrence, prevalence, and impact of this type of attack in the considered scenario. For instance, a scenario in which newly-released binaries are distributed with no validation codes (e.g., signatures and/or MACs) is more likely to be vulnerable to random data append attacks than a scenario in which the integrity of the original binary is verified.

5.4 Summarization Sketches

6 THE MODEL

A ML model is a mathematical model that generates predictions by finding relationships between patterns of the input features and labels in the data [141]. Thus, when using machine learning for any task, it is common to test different types of models in order to find the one that best suits the application [15]. In cybersecurity, due to the dynamic scenarios presented in many tasks, streaming data models are strongly recommended to achieve a good performance, given that they belong to non-stationary distributions, new data are produced all the time, and they can be easily updated or

adapted with them [12]. As a consequence, it is important to understand how to effectively use and, sometimes, implement a ML model in these scenarios, given that they may present many drawbacks that are not feasible in a real application.

6.1 Concept Drift and Evolution

Concept drift is the situation in which the relation between the input data and the target variable (variable that needs to be learned, such as class or regression variable) changes over time [57]. It usually happens when there are changes in a hidden context, which makes it challenging, since this problem spans across different research fields [162]. In cybersecurity, these changes are caused by the arms race between attackers and defenders, once attackers are constantly changing their attack vectors when trying to bypass defenders' solutions [27]. In addition, concept evolution is another problem related to this challenge, which refers to the process of defining and refining concepts, resulting in new labels according to the underlying concepts [93]. Thus, both problems (drift and evolution) might be correlated in cybersecurity, given that new concepts may result in new labels, such as new types of attacks produced by attackers. In addition, as already shown in Figure 6b, data stream learning, in general, present much better results than other traditional approaches. In this example in particular regarding malware detection, where changes are expected to happen in reality, using a concept drift detector, such as ADWIN (ADaptive WINdowing [13]), improve the classification performance even more.

Despite of being considered a challenge in cybersecurity [60], few works addressed both problems in the literature. For instance, Masud et al., at the best of our knowledge, were the first to treat malware detection as a data stream classification problem and mentioning concept drift. The authors proposed an ensemble of classifiers that are trained from consecutive chunks of data using v -fold partitioning of the data, reducing classification error compared to other ensembles and making it more resistant to changes when classifying real botnet traffic data and real malicious executables [103]. Singh et al. proposed two measures to track concept drift in static features of malware families: relative temporal similarity and metafeatures [148]. The former is based on the similarity score (cosine similarity or Jaccard index) between two time ordered pairs of samples and can be used to infer the direction of the drift. The latter summarizes information from a large number of features, which is an easier task than monitoring each feature individually. Narayanan et al. presented an online machine learning based framework named DroidOL to handle it and detect malware [114]. To do so, they use inter-procedural control-flow sub-graph features in an online passive-aggressive classifier, which adapts to the malware drift and evolution by updating the model more aggressively when the error is large and less aggressively when it is small. They also propose a variable feature-set regimen that includes new features to samples, including their values when present and ignoring them when absent (i.e., their values are zero). Deo et al. proposed the use of Venn-Abers predictors to measure the quality of binary classification tasks and identify antiquated models, which resulted in a framework capable of identifying when they tend to become obsolete [40]. Jordaney et al. presented Transcend, a framework to identify concept drift in classification models which compares the samples used to train the models with those seen during deployment [83]. To do it, their framework uses conformal evaluator to compute algorithm credibility and confidence, capturing the quality of the produced results that may help to detect concept drift. Anderson et al. shown that, by using reinforcement learning to generate adversarial samples, it is possible to retrain a model and make these attacks less effective, also protecting it against possible concept drift, given that it hardens a machine learning model against worst-case inputs [3]. Xu et al. proposed DroidEvolver, an Android malware detection system that can be automatically updated without any human involvement, requiring neither retraining nor true labels to update itself [164]. The authors use online learning techniques with evolving feature set and

pseudo labels, keeping a pool of different detection models and calculating a juvenilization indicator, which determines when to update its feature set and each detection model. Finally, Ceschin et al. compared a set of Windows malware detection experiments that use batch machine-learning models with ones that take into account the change of concept using data streams, emphasizing the need to update the decision model immediately after a concept drift is detected by a concept drift detector, which are state of the art techniques used in the data stream learning literature [29]. The authors also shown that the malware concept drift is strictly related to their concept evolution, i.e., due to the appearance of new malware families.

In contrast, data stream learning literature already proposed some approaches to deal with concept drift and evolution, called concept drift detectors, that, at the best of our knowledge, were not totally explored by cybersecurity researchers. There are supervised drift detectors that take into account the ground truth label to make a decision and unsupervised ones that do not. DDM (Drift Detection Method [56]), EDDM (Early Drift Detection Method [8]) and ADWIN (ADaptive WINdowing [13]) are examples of supervised approaches. Both DDM and EDDM are online supervised methods based on sequential error (prequential) monitoring, where each incoming example is processed separately estimating the prequential error rate. This way, they assume that the increasing of consecutive error rate suggests the occurrence of concept drifts. DDM directly uses the error rate, while EDDM uses the distance-error-rate, which measure the number of examples between two classification errors [8]. These errors trigger two levels: warning and drift. The warning level suggests that the concept starts to drift, updating an alternative classifier using the examples which rely on this level. The drift level suggests that the concept drift occurred, and the alternative classifier build during the warning level replaces the current classifier. ADWIN keeps statistics from sliding windows of variable size, which are used to compute the average of the change observed by cutting these windows in different points. If the difference between two windows is greater than a pre-defined threshold, it considers that a concept drift happened, and the data from the first window is discarded [13]. Different from the other two methods, ADWIN has no warning level. Once a change occurs, the data that is out of the window is discarded and the remaining ones are used to retrain the classifier. Unsupervised drift detectors such as the ones proposed by Žliobaitė et al. may be useful when delays are expected given that they do not rely on the real label of the samples, which are expected to be known by supervised methods and most of the times, in cybersecurity, it does not happen [168]. These unsupervised strategies consist in comparing different detection windows of fixed length using statistical tests over the data themselves, on the classifier output labels or its estimations (that may contain errors) to detect if both come from the same source. In addition, active learning may complement these unsupervised methods by requiring the labels of only a subset of the unlabeled samples, which could improve the drift detection and the overall classification performance.

We advocate for more collaboration between both areas, given that the majority of cybersecurity works presented in this section do not use data stream approaches (including concept drift detectors), they both have a lot of practice problems in common and may benefit each other. For instance, data stream learning could benefit with real cybersecurity datasets that could be used to build real-world ML security solutions, resulting in higher quality researches that may also be useful in other ML research fields. Finally, developing new drift detection algorithms is important to test their effectiveness in different cybersecurity scenarios and ML models.

6.2 Adversarial Attacks

In most cybersecurity solutions that uses Machine Learning, models are prone to suffer adversarial attacks, where attackers modify their malicious vectors to somehow make them not being detected [27]. We already mentioned this problem related to feature robustness in Section 5.3, but ML

models are also subject to adversaries. These adversarial attacks may have several consequences such as allowing the execution of a malicious software, poisoning a ML model or drift detector if they use new unknown samples to update their definitions (without a ground truth from other sources), and producing, as a consequence, concept drift and evolution. Thus, when developing cybersecurity solutions using ML, both features and models must be robust against adversaries.

Aside of using adversarial features, attackers may also directly attack ML models. There are two types of attacks: white-box attacks, where the adversary has full access to the model, and black-box attacks, where the adversary has access only to the output produced by the model, without directly accessing it [7]. A good example of white-box attacks are gradient-based adversarial attacks, which consists in using the weights of a neural network to obtain perturbation vectors that, combined with an original instance, can generate an adversarial one that may be classified by the model as being from another class [65]. There are many strategies that uses neural network weights to produce these perturbations [7], which not only affects neural networks, but a wide variety of models [65]. Other simpler white-box attacks such as analysing the model, for instance, the nodes of a decision tree or the support vectors used by a SVM, could be used to manually craft adversarial vectors by simply changing the original characteristics of a given sample in a way that it can affect its output label. In contrast, black-box attacks tend to be more challenging and real for adversaries, given that they usually do not have access to implementations of cybersecurity solutions or ML models, i.e., they have no knowledge about which features and classifier a given solution is using and usually only known which is the raw input and the output. Thus, black-box attacks rely in simply creating random perturbations and test them in the input data [69], changing characteristics from samples looking at instances from all classes [7], or trying to mimic the original model by creating a local model trained with samples submitted to the original one, using the labels returned by it, and then analysing or using this new model to create an adversarial sample [119].

In response to adversarial attacks, defenders may try different strategies to overcome them, searching for more robust models that make this task harder for adversaries. One response to these attacks are Generative Adversarial Networks (GANs), which are 2-part, coupled deep learning systems in which one part is trained to classify the inputs generated by the other. The two parts simultaneously try to maximize their performance, improving the generation of adversaries, that are used to defeat the classifier, and then used to improve their detection by training the classifier with them [64, 76]. Another valid strategy is to create an algorithm that, given a malign sample, automatically generates adversarial samples, similar to data augmentation or oversampling techniques that insert benign characteristics into it, which are then used to train a model. This way, the model will learn not only the normal concept of a sample, but also the concept of its adversaries versions, which will make it more resistant to attacks [68, 120]. Some approaches also tried to fix limitations of already developed models, such as MalConv [127], an end-to-end deep learning model, which takes as input raw bytes of a file to determine its maliciousness. Non-Negative MalConv proposes an improvement to MalConv, with an identical structure, but having only non-negative weights, which forces the model to look only for malicious evidences rather than looking for both malicious and benign ones, being less prone to adversaries that try to copy benign behavior [49]. Despite of that, even Non-Negative MalConv has weaknesses that can be explored by attackers [27], which makes this topic an open problem to be solved by future researches. We advocate for more work and competitions, such as Machine Learning Security Evasion Competition (MLSEC) [10], that encourage the implementation of new defense solutions that minimize the effects of adversarial attacks.

6.3 Class imbalance

Class imbalance is a problem already mentioned in this work, but in the dataset side (Section 3.3). In this section we are going to discuss the effects of class imbalance in the ML model and present some possible mitigation techniques that rely on improving the learning process (cost-sensitive learning), using ensemble learning (algorithms that combine the results of a set of classifiers to make a decision) or anomaly detection (or one-class) models [63, 88]. This way, when using cost-sensitive learning approaches, the generalization made by most algorithms, which makes minority classes ignored, is adapted to give each class the same importance, reducing the negative impact caused by class imbalance. Usually, cost-sensitive learning approaches increase the cost of incorrect predictions of minority classes, biasing the model in their favor and resulting in better overall classification results [88]. Such techniques are not easy to implement in comparison to sampling methods presented in Section 3.3, but tend to be much faster given that they just adapt the learning process, without generating any artificial data [63].

In addition, ensemble learning methods that rely on bagging [21] or boosting techniques (such as AdaBoost [51]) present good results with imbalanced data [55], which is one of the reasons that random forest perform well in many cybersecurity tasks with class imbalance problems, such as malware detection [29]. Bagging consists in training the classifiers from an ensemble with different subsets of the training dataset (with replacement), introducing diversity to the ensemble and improving overall classification performance [21, 55]. The AdaBoost technique consists in training each classifier from the ensemble with the whole training dataset in iterations. After each iteration, the algorithm gives more importance to difficult samples, trying to correctly classify the samples that were incorrectly classified by giving them different weights, very similar to what cost-sensitive learning do, but without using a cost to update the weights [51, 55].

Even though all the methods presented so far are valid strategies to handle imbalanced datasets, sometimes the distribution of classes is too different that it is not viable to use one of them, given that the majority of the data will be discarded (undersampling), poor data will be generated (oversampling), or the model will not be able to learn the concept of the minority class [63]. In these cases, anomaly detection algorithms are strongly recommended, given that they are trained over the majority class only and the remaining ones (minority class) are considered as anomalous instances [63, 135]. Two great examples of anomaly detection models are isolation forest [98] and one-class SVM [139]. Both of them try to fit the regions where the training data is most concentrated, creating a decision boundary that defines what is normal and anomaly. Figure 10 presents a scenario where one-class classifiers outperformed multi-class ones with a high imbalanced Intrusion Detection System (IDS) dataset, containing 367,342 normal and only 1,628 malicious system calls (classified using sliding windows containing 15 system calls) collected from a WordPress application [25]. These results evidence the need to consider anomaly detection algorithms in order to build better solutions without using traditional ML multi-class classifiers.

Finally, when building a ML solution that has imbalanced data, as well as testing several classifiers and feature extractors, it is also important to consider the approaches presented here for both dataset and model sides. Also, it is possible to combine more than one method, for instance, generating a set of artificial data and using cost-sensitive learning strategies, which could increase classification performance in some cases. We strongly recommend that the cybersecurity researchers include some of these strategies in their work, given that it is difficult to find solutions that actually consider class imbalance.

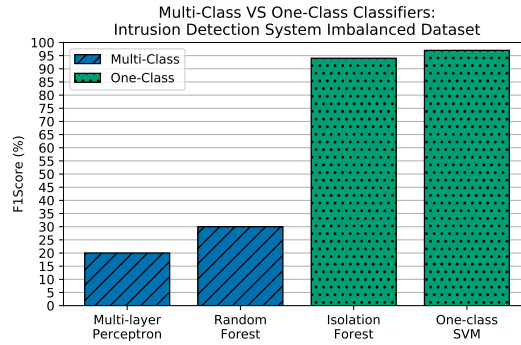


Fig. 10. **Multi-Class VS One-Class Classifiers in imbalanced datasets.** In high imbalanced datasets, one-class classifiers outperform traditional ML multi-class ones.

6.4 Transfer Learning

Transfer learning is the process of learning a given task by transferring knowledge from a related task that has already been learning. It has shown to be very effective in many ML applications [157], such as image classification [79, 128] and natural language processing problems [75, 125]. Recently, Microsoft and Intel researchers proposed the use of transfer learning from computer vision to static malware detection [31], representing binaries as grayscale images and using inception-v1 [153] as the base model to transfer knowledge [32]. The results presented by the authors shows a recall of 87.05%, with only 0.1% of false positive rate, indicating that transfer learning may help to improve malware classification without the need of searching for optimal hyperparameters and architectures, reducing the training time and the use of resources.

In addition, if the network used as base model is robust, they probably contain contain robust feature extractors. Consequently, by using these feature extractors, the new model produced inherit their robustness, producing new solutions that are also robust to adversarial attacks, achieving high classification performances, without much data, and with no need to use a lot of resources as some adversarial training approaches [142]. At the same time that transfer learning might be an advantage, it may also be a problem according to the base model used because usually these base models are publicly available, which means that any potential attackers might have access to them and produce an adversarial vector that might affect both models: the base and the new one [129]. Thus, it is important to consider the robustness of the base model when using it to transfer learning, in order to produce solution without security weaknesses. Finally, despite of presenting promising results, the model proposed to detect malware by using transfer learning cited in the beginning of this subsection [32] may be affected by adversarial attacks, given that its base model is affected by them as already shown in the literature [24, 65].

6.5 Implementation

Building a good Machine Learning model is not the last challenge to deploy ML approaches in practice. The implementation of these approaches might also be challenging. The existing frameworks, such as scikit-learn [121] and Weka [72], usually rely on batch learning algorithms, which may not be useful in dynamic scenarios where new data are available all the time (as a stream), requiring the model to be updated frequently with them [63]. In these cases, ML implementations for streaming data, such as scikit-multiflow [112], MOA [14], creme [71] and Spark [104, 149] are highly recommended, once they provide ML algorithms that could be easily used in real cyber-security applications. Also, adversarial machine learning frameworks, such as CleverHans [118]

and SecML [105], are important to test to evaluate the security of ML solutions proposed. Thus, contributing to streaming data and adversarial machine learning projects is as important as contributing to well known ML libraries, and we advocate for that to make all researches closer to real world applications. Note that we are not just talking specifically about contributing with new models, but also preprocessing and evaluation algorithms that may be designed only in batch learning, and could also be a good contribution for streaming learning libraries. We believe that more contributions to these projects would benefit both industry and academia with higher quality solutions and researches, given the high number of researches using only batch learning algorithms nowadays, even in cybersecurity problems.

In addition, multi-language code bases could be a serious challenge when implementing a solution, once different components may be written in different languages, not being completely compatible, becoming incompatible with new releases, or being too slow according to the code implementation and language used [138]. Thus, it is common to see ML implementations being optimized by C and C++ under the hood, given that they are much faster and efficient than Python and Java, for instance. Despite of such optimizations being needed to make many solutions feasible in real world solutions, they are not always performed given that (i) researchers create their solutions as prototypes that only simulates the real world, not requiring optimizations, and (ii) optimizations require a knowledge about code optimization techniques that are very specific or may be limited to a given type of hardware, such as GPUs [138]. Also, implementing data stream algorithms is a hard task, given that we need to execute the whole pipeline continuously: if any component of this pipeline fails, the whole system is going to fail too [63].

Another challenge is to ensure a good performance for the proposed algorithms and models [35]. A good performance is essential to deploy ML in the security context because most of the detection solutions operate in runtime to detect attacks as early as possible and slow models will result in significant slowdown to the whole system operation. To overcome the performance barriers of software implementations, many security solutions opt to outsource the processing of ML algorithms to third part components. A frequent approach in the security context is to propose hardware devices to perform critical tasks, among which the processing of ML algorithms [18]. Alternatively, security solutions might also outsource scanning procedures to the cloud. Many research work proposed cloud-based AVs [41, 80], which have the potential to include ML-based scans among their detection capabilities and streamline such checks to the market. We understand that these scenarios should be considered for the proposal of new ML-based detection solutions.

7 EVALUATION

Knowing how to correctly evaluate a ML system is essential to build a security solution, given that some evaluations may result in wrong conclusions that may backfire in security contexts, even when using traditional ML evaluation best-practices [26, 29, 122]. For instance, consider that a malicious threat detection model is evaluated using ten samples: eight of them are benign and two, malign. This model has an accuracy of 80%. Is 80% a good accuracy? Assuming that the model classifies correctly only the eight benign samples, it is not capable of identifying any malign sample and yet it has an accuracy of 80%, giving the false impression that the model works significantly well. Thus, it is important to take into account the metric used in order to produce high quality systems that solve the problem proposed by a certain threat model.

7.1 Metrics

To correctly evaluate a solution the right metrics need to be selected, in order to provide significant insights that can present different perspectives of the problem according to its real needs, reflecting the real world [67]. One of the most used metrics by ML solutions is the accuracy, which consists in

measuring the percentage of samples correctly classified by the model divided by the total number of samples seen by it (usually from the testing set) [46]. The main problem with this metric is that it may provide wrong conclusions according to the distribution of the datasets used, as already shown by the malicious threat detection model example. Thus, if the dataset is imbalanced, accuracy is not recommended since it will give much more importance to the majority class, presenting, for instance, high values even if a minority class is completely ignored by the classifier [46].

An interesting way to evaluate model performance is by checking confusion matrix, a matrix where each row represents the real label and each column represents a predicted class (or vice versa) [67]. By using this matrix, it is possible to check a lot of information about the model, for instance, which class is being more difficult to classify or which ones are being confused the most. In addition, it is also possible to calculate false positives and false negatives, which lead us to recall, precision and, consequently, f1score. Recall measures the percentage of positive examples that are correctly classified, precision measures the percentage of examples classified as positive that are really positive, and f1score is the harmonic mean of both of them [39]. With these metrics it is possible to calibrate the model according to the task being performed [29]. For a malware detector, for instance, it may be better that a malware is not detected than blocking a benign software (high precision), given that it would affect directly in the user experience. Imagine that an user is using his computer and, when opening Microsoft Word, the classifier believes that it is a malware and blocks its execution. Even detecting the majority of the malware, the classifier may turn the computer useless, as it would block a great part of the benign applications. In contrast, in more sensitive systems, one might want the opposite (high recall), blocking all the malign actions, even with some benign being "sacrificed".

Recently, some authors introduced metrics to evaluate the quality of the models produced. Jordaney et al. proposed Conformal Evaluator (CE), an evaluation framework that computes two metrics (algorithm confidence and credibility) to measure the quality of the produced ML results, evaluating the robustness of the predictions made by the algorithm and their qualities [83]. Pendlebury et al. introduced another evaluation framework called TESSERACT, which compares classifiers in a realistic setting by introducing a new metric, Area Under Time (AUT). This metric captures the impact of time decay on a classifier, which is not evaluated in many works, confirming that some of them are biased. Thus, we support the development of these kind of work to better evaluate new ML solutions considering a real-world scenario that allows the implementation to be used in practice.

7.2 Comparing Apples to Orange

It is not unusual for researches to compare their evaluation results with other prior literature solutions that face the same problem, such as, comparing accuracy of two detection models. Such comparison, however, should be carefully performed to avoid misleading conclusions.

The lack of standard publicly available repositories makes many work to use their own dataset when building a solution. These new solutions have their results usually compared with other works reported in the literature. Whereas comparing approaches seems to be straightforward, authors should care to perform fair evaluations, such as comparing studies leveraging the same datasets, avoiding presenting results deemed to outperform literature results but which do not achieve such performance in actual scenarios.

As an analogy, consider image classification problems whose objective is to identify objects represented in images (for instance, buildings, animals, locations, etc). These challenges often provide multiple datasets that are used by many solutions. For instance, the CIFAR challenge [92] is composed by two datasets: CIFAR-100, which has one hundred classes of images, and CIFAR-10, which is a filtered version of CIFAR-100, containing just ten classes. Imagine two research work

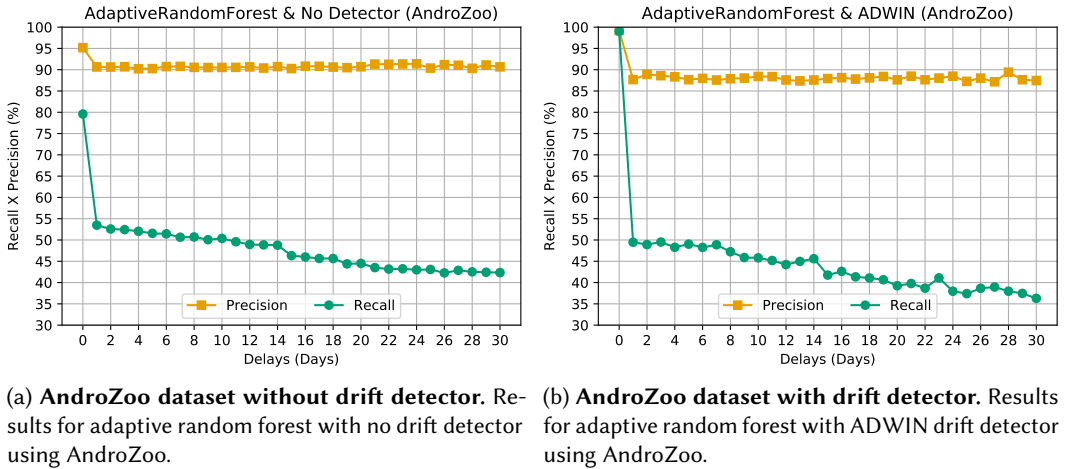


Fig. 11. **Delayed Labels Evaluations.** Models with drift detection may not perform as expected in real-world solutions, despite of having the best performance in scenarios that delays are not considered.

proposing distinct engineering solutions for image classification, one of them leveraging CIFAR-10 and the other leveraging CIFAR-100. Although one of the approaches present a higher accuracy than the other, is it fair to say that this one is better than the other? Clearly not, because the task involved in classifying distinct classes is also distinct. The same reasoning is valid for any cybersecurity research involving ML. Thus, authors should care to not perform comparison involving distinct classes of applications, such as comparing, for instance, approaches involving Dynamic System Call Dependency Graphs, a computationally costly approach, with static feature extraction approaches is misleading because each type of work presents different nature and challenges. Finally, it is strongly recommended that researchers share their source codes with the community to make their work compatible with any other dataset (which in the majority of the works are not shared), allowing future researches to compare different approaches in the same scenario.

7.3 Delayed Labels Evaluation

One particularity of security data is that they usually do not have ground truth labels available right after new data are collected, as already shown in Section 3.2. Due to that, there is a gap between the data collection and their labelling process, which is not considered in many cybersecurity researches that uses ML, i.e., in many proposed solutions in the literature, the labels are available at the same time as the data, even in online learning solutions. Some of them ignore the real ground truth label and use the same labels that the ML classifier predicts [164], which may make the model subject to poisoning attacks and, consequently, decreasing its detection rate as time goes by [154].

Considering malware detection solutions, the majority of the works uses only a single snapshot of scanning results from platforms like VirusTotal, without considering a given delay before actually using the labels, which may vary from ten days to more than two years [167]. A recent study from Botacin et al. analyzed the labels provided by VirusTotal for 30 consecutive days from two distinct representative malware datasets (from Windows, Linux, and Android) and shown that solutions took about 19 days to detect the majority of the threats [17]. In order to study the impact of these delayed labels in malware detectors using ML, we simulated a scenario using AndroZoo dataset [2] and online ML techniques with and without drift detectors by providing the labels of each sample N days after they are available to further update the decision model (Adaptive Random Forest [62]

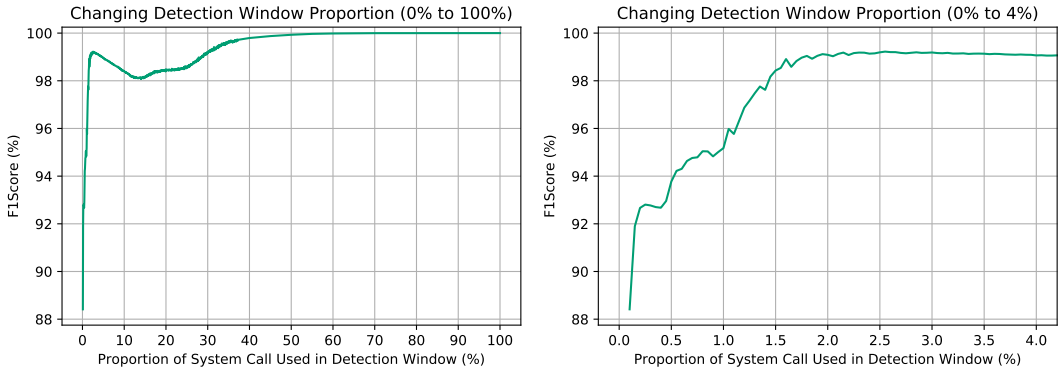
trained using TF-IDF feature extractor). The results of this experiment are shown in Figures 11a and 11b. We can note that, when not considering a delay, using drift detector improves the detection rate a lot. However, after one day of delay this is not true anymore: the model that do not consider concept drift perform better overall, despite of both being very affected by this problem, dropping to half of the original precision in the case of Adaptive Random Forest with ADWIN. Basically these results indicates that: (i) in scenarios where delayed labels exists, ML models do not perform the way they are evaluated without these conditions and (ii) models that make use of drift detectors, such as ADWIN, present lower detection rates in comparison to those that do not use them, due to the fact that the concept being learned by the model is outdated when a drift is detected, increasing false negatives.

Finally, we advocate for drift detection strategies that actually consider the delay of labels and mitigation techniques to overcome this problem, such as active learning or approaches to provide real labels with less delay, in order to produce better solutions [91].

7.4 Online vs Offline Experiments

We previously advocated for real-world considerations when developing a ML model (Section 6). We also advocate for real-world considerations when evaluating the developed solutions. Each evaluation should consider the scenario in which it will be applied. A major implication of this requirement is that online and offline solutions must be evaluated using distinct criteria. Offline solutions are often leveraged by security companies in their internal analysis (e.g., an AV company investigating whether a given payload is malicious or not to develop a signature for it that will be distributed to the customers in the future). Online solutions, in turn, are leveraged by the endpoints installed in the user machines (e.g., a real-time AV monitoring a process behavior, a packet filter inspecting the network traffic, so on). Due to their distinct nature, offline solutions are much more flexible than online solutions. Whereas offline solutions can rely on complex models that are run on large-clusters, online solutions must be fast enough to be processed in real-time without adding a significant performance overhead to the system. Moreover, offline solutions can collect huge amounts of data during a sandboxed execution and thus input them to models relying on large moving window for classification. Online solutions, in turn, operate on memory-limited environments and aim to detect the threat as soon as possible. Thus, they cannot rely on large moving windows. These differences must be considered when evaluating the models so as to avoid common pitfalls, such as applying the same criteria for both applications. Due to their distinct nature, online solutions are expected to present more FNs than offline solutions, as they have to fast decide about the threat. On the other hand, offline solutions will detect more samples, as they have more data to decide, but the detection is likely to happen later than in an online detector, only after multiple windows (e.g., when a malware already infected the system and/or when a remote payload already exploited a vulnerable application). For a more complete security treatment, modern security solutions should consider hybrid models that employ multiple classifiers, each one with a distinct window size [151].

To illustrate this problem, we used again the high imbalanced IDS dataset presented in Section 6.3, this time changing the size of the detection windows from 1 system call (almost 0%) to the size of the smaller trace in the dataset (100%, in this case, 1,628 system calls) and using only isolation forest as classifier. As shown in Figure 12a, when using the full trace, i.e., in an offline scenario, f1-score reaches almost 100%. In the online scenario, as shown in Figure 12b, a zoomed version of Figure 12a, results are much worse, with more than 10% percentage points of difference in some cases. Note that it is important to select the right window size in online scenarios, given that there are significant improvements in some specific intervals.



(a) **Overall scenario.** Results changing the proportion of system calls in a sliding window from almost no system calls and the full trace.

(b) **Online scenario.** Results using fewer system calls (online) presents worse results than using the full traces (offline).

Fig. 12. **Offline VS Online evaluations.** Results using the offline approach present much better results, despite of not representing the real scenario, which is the one with few system calls.

8 DISCUSSION: UNDERSTANDING ML

Once we have discussed all the steps required to apply ML to security problems, we now discuss how this application should be understood, its limitations, and existing open gaps.

8.1 A ML model is a type of signature

A frequent claim of most products and research work leveraging ML as part of their operation, mainly antivirus and intrusion detection systems, is that this use make their approaches more flexible and precise than the so-far applied signature schemes [123]. This is somehow a pitfall, as in the last instance, a ML model is just a weighted signature of boolean values. One can even convert a ML model to typical YARA signatures [136], as deployed by many security solutions. Although the weights can be adjusted to add some flexibility to a ML model, the model itself cannot be automatically extended beyond the initially considered boolean values without additional processing (re-training or feature re-extraction), which is an already existing drawback for signature schemes. In this sense, the adversarial attacks against the ML models can see as analogous to the polymorphic attacks against typical signature schemes [155]: Whereas a typical polymorphic threat attempt to directly change its features to pass the checks (weight=1), a modern attack against ML models indirectly attempts to do so by present a relative feature frequency higher or lower than the considered in the ML model.

8.2 There is no such thing as a 0-day detector

It is usual for many ML-based detector proposals to state that their approach are resistant to 0-day attacks (i.e., attacks leveraging so-far unknown threats and/or payloads) because they rely on a ML model [1, 95]. This is also somehow a pitfall, and we credit this as the poor understanding that ML models are a type of signature, as previously presented. In fact, the ability of a model to detect a new threat depends on the definition of what is new. If a new sample is understood as any sample that an attacker can create, certainly ML models will be able to detect many 0-days, as many of these new payloads will be variations of previously known threats, a scenario for which weighted signatures generalizes well. However, if we consider as new something that is really unknown to the model in all senses (e.g., a payload having a feature that is not present in the model), no ML

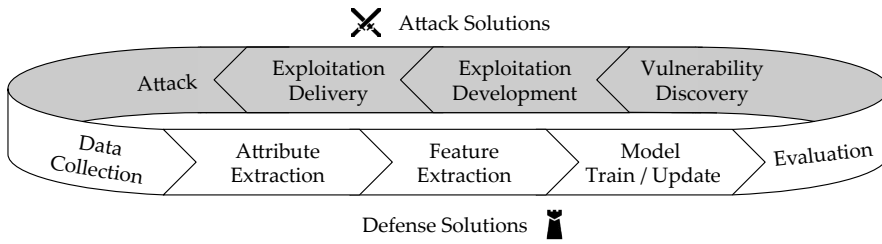


Fig. 13. **Attack VS Defense Solutions.** The arms race created by both generates a never ending cycle.

model will be able to detect it as malicious, thus nature of the presented problem of concept drift and evolution. Therefore, ML models should no be understood as simply more resistant detectors than typical signatures schemes, but as a type of signature that can be more generalized.

8.3 Security & Explainable Learning

Most research work put a big focus on achieving good detection rates, but not all of them put the same effort on discussing and explaining the results [6], which would be essential to allow security incident response teams (CSIRTs) to fill the identified security breaches. The scenario is even more complicated when deep learning approaches are considered, as in most cases there is not a clear explanation for the model operation [53]. A model to detect cybersecurity threats can yield valuable insights besides its predictions since based on the explanation provided by the model, the security around the monitored object can be improved in future versions. As an example, a model able to explain that some threats were identified due to the exploitation of a given vulnerability might trigger patching procedures to fix the associated applications. Explainability has different levels of relevance according to the domain; we argue that for several cybersecurity tasks, they are essential to make it possible to apply countermeasures to security threats.

8.4 The arms race will always exist

The arms race between attack and defense solutions is a cycle that will always exist, requiring that both sides keep investing in new approaches in order to overcome their adversaries. Thus, new approaches from one of the sides result in a reaction from the another one, as shown in Figure 13, where defense solutions follow the steps mentioned in this work to build ML defense solutions and attackers follow the steps required to create an attack: they first find the weakness of the defense solutions, use these weakness to develop an exploit, which is then delivered to be executed, producing new data for ML models to be trained, restarting the cycle [77]. Finally, we advocate that defense solutions try to reduce the gap present in this cycle (the development of new attacks and the generation of solutions for them) by following the recommendations of this work.

8.5 The future of ML for cybersecurity

ML for cybersecurity has become so popular that is hard to imagine a future without it. However, this does not mean that there is not room for improvement. As an immediate task, researchers will put their effort to mitigate adversarial attacks, which will enable even more applications to migrate to ML solutions. A massive migrations will require not only robust security guarantees, but also privacy ones, which is likely to be achieved via merging ML and cryptography. The fields is experiencing the rise of ML classifiers based on homomorphic cryptography [124], which allows data to be classified without decryption. We believe that this type of approach has potential to

upstream many ML-powered solutions, such as cloud-based AVs, which will be able to scan files in the cloud while preserving the privacy of the file's owners.

9 CONCLUSION

This paper presents a set of problems and challenges that are common to ML applied to many cybersecurity solutions. We show a lot of practice examples of many cybersecurity scenarios where ML may be applied wrongly or contain blind spots that are not considered, proposing some mitigation techniques, when possible. Thus, we consider that many challenges presented in this work are still open research problems that would benefit both academy and industry if solved, moving forward the use of ML in cybersecurity. We believe that ML has the potential to improve cybersecurity in the same level it improved other research fields, but it is important to consider that cybersecurity has a lot of particularities. As a recommendation, all the items listed in this work should be considered by future solutions as a checklist to avoid being prone to them. Finally, we advocate that future researches consider creating “machine learning that matters” solutions, focusing on real-world problems, datasets, and scenarios, as discussed by this work.

REFERENCES

- [1] F. Abri, S. Siامي-Namini, M. A. Khanghah, F. M. Soltani, and A. S. Namin. 2019. Can Machine/Deep Learning Classifiers Detect Zero-Day Malware with High Accuracy?. In *2019 IEEE International Conference on Big Data (Big Data)*. 3252–3259.
- [2] Kevin Allix, Tegawendé F. Bissyandé, Jacques Klein, and Yves Le Traon. 2016. AndroZoo: Collecting Millions of Android Apps for the Research Community. In *Proceedings of the 13th International Conference on Mining Software Repositories (Austin, Texas) (MSR '16)*. ACM, New York, NY, USA, 468–471. <https://doi.org/10.1145/2901739.2903508>
- [3] Hyrum S. Anderson, Anant Kharkar, Bobby Filar, David Evans, and Phil Roth. 2018. Learning to Evade Static PE Machine Learning Malware Models via Reinforcement Learning. *arXiv:1801.08917 [cs.CR]*
- [4] H. S. Anderson and P. Roth. 2018. EMBER: An Open Dataset for Training Static PE Malware Machine Learning Models. *ArXiv e-prints* (April 2018). *arXiv:1804.04637 [cs.CR]*
- [5] Ignacio Arnaldo and Kalyan Veeramachaneni. 2019. The Holy Grail of “Systems for Machine Learning”: Teaming Humans and Machine Learning for Detecting Cyber Threats. *SIGKDD Explor. Newsl.* 21, 2 (Nov. 2019), 39–47. <https://doi.org/10.1145/3373464.3373472>
- [6] Daniel Arp, Michael Spreitzerbarth, Malte Hübner, Hugo Gascon, and Konrad Rieck. 2014. DREBIN: Effective and Explainable Detection of Android Malware in Your Pocket. *Symposium on Network and Distributed System Security (NDSS)*. <https://doi.org/10.14722/ndss.2014.23247>
- [7] Anish Athalye, Nicholas Carlini, and David A. Wagner. 2018. Obfuscated Gradients Give a False Sense of Security: Circumventing Defenses to Adversarial Examples. *CoRR abs/1802.00420* (2018). *arXiv:1802.00420* <http://arxiv.org/abs/1802.00420>
- [8] Manuel Baena-García, José del Campo-Ávila, Raúl Fidalgo, Albert Bifet, Ricard Gavaldà, and Rafael Morales-Bueno. 2006. Early Drift Detection Method.
- [9] Maroua Bahri, Albert Bifet, Silviu Maniu, and Heitor Murilo Gomes. 2020. Survey on Feature Transformation Techniques for Data Streams. In *Proceedings of the Twenty-Ninth International Joint Conference on Artificial Intelligence, IJCAI-20*, Christian Bessière (Ed.). International Joint Conferences on Artificial Intelligence Organization, 4796–4802. Survey track.
- [10] Zoltan Balazs. 2020. CUJO AI Partners with Microsoft for the Machine Learning Security Evasion Competition 2020. <https://cujo.com/machine-learning-security-evasion-competition-2020/>.
- [11] Tamy Beppler, Marcus Botacin, Fabrício Ceschin, Luiz E S Oliveira, and André Grégio. 2019. L(a)ying in (Test)Bed: How Biased Datasets Produce Impractical Results for Actual Malware Families' Classification. In *Information Security (2019-01-01)*, Zhiqiang Lin, Charalampos Papamanthou, and Michalis Polychronakis (Eds.). Springer International Publishing, Cham, 381–401. https://link.springer.com/chapter/10.1007/978-3-030-30215-3_19https://secret.inf.ufpr.br/papers/malware_textures_tamy.pdf
- [12] Albert Bifet, Ricard Gavaldà, Geoff Holmes, and Bernhard Pfahringer. 2018. *Machine Learning for Data Streams with Practical Examples in MOA*. MIT Press. <https://moa.cms.waikato.ac.nz/book/>.
- [13] Albert Bifet and Ricard Gavaldà. 2007. Learning from Time-Changing Data with Adaptive Windowing, In *SIAM Int. Conf. on Data Mining*. *SIAM Int. Conf. on Data Mining*.

- [14] Albert Bifet, Geoff Holmes, Richard Kirkby, and Bernhard Pfahringer. 2010. MOA: Massive Online Analysis. *J. Mach. Learn. Res.* 11 (Aug. 2010), 1601–1604.
- [15] C. M. Bishop. 2006. *Pattern Recognition and Machine Learning*. Springer.
- [16] Marcus Botacin, Giovanni Bertão, Paulo de Geus, André Grégio, Christopher Kruegel, and Giovanni Vigna. 2020. On the Security of Application Installer & Online Software Repositories (*DIMVA*). Springer.
- [17] Marcus Botacin, Fabricio Ceschin, Paulo de Geus, and André Grégio. 2020. We Need to Talk About AntiViruses: Challenges & Pitfalls of AV Evaluations. *Computers & Security* (2020), 101859. <https://doi.org/10.1016/j.cose.2020.101859>
- [18] M. Botacin, L. Galante, F. Ceschin, P. C. Santos, L. Carro, P. de Geus, A. Grégio, and M. A. Z. Alves. 2019. The AV says: Your Hardware Definitions Were Updated!. In *2019 14th International Symposium on Reconfigurable Communication-centric Systems-on-Chip (ReCoSoC)*. 27–34.
- [19] Marcus Botacin, Paulo Lício De Geus, and André grégio. 2018. Who Watches the Watchmen: A Security-Focused Review on Current State-of-the-Art Techniques, Tools, and Methods for Systems and Binary Analysis on Modern Platforms. *ACM Comput. Surv.* 51, 4, Article 69 (July 2018), 34 pages. <https://doi.org/10.1145/3199673>
- [20] Patrick Bours and Hafez Barghouti. 2009. Continuous authentication using biometric keystroke dynamics. In *The Norwegian Information Security Conference (NISK)*, Vol. 2009.
- [21] Leo Breiman. 1996. Bagging Predictors. *Mach. Learn.* 24, 2 (Aug. 1996), 123–140. <https://doi.org/10.1023/A:1018054314350>
- [22] Elie Bursztein and Daniela Oliveira. 2019. Deconstructing the Phishing Campaigns that Target Gmail Users. *Black Hat USA 2019* (2019). <https://elie.net/talk/deconstructing-the-phishing-campaigns-that-target-gmail-users/>.
- [23] Alejandro Calleja, Alejandro Martin, Héctor D. Menéndez, Juan Tapiador, and David Clark. 2018. Picking on the family: Disrupting android malware triage by forcing misclassification. *Expert Systems with Applications* 95 (2018), 113 – 126. <https://doi.org/10.1016/j.eswa.2017.11.032>
- [24] Nicholas Carlini and David A. Wagner. 2016. Towards Evaluating the Robustness of Neural Networks. *CoRR* abs/1608.04644 (2016). arXiv:1608.04644 <http://arxiv.org/abs/1608.04644>
- [25] Gabriel Ruschel Castanhel, Tiago Heinrich, Fabricio Ceschin, and Carlos A. Maziero. 2020. Detecção de Anomalias: Estudo de Técnicas de Identificação de Ataques em um Ambiente de Contêiner (*Undergraduate Research Workshop - Brazilian Security Symposium (WTICG - SBSeg)*).
- [26] Lorenzo Cavallaro. 2019. When the Magic Wears Off: Flaws in ML for Security Evaluations (and What to Do about It). USENIX Association, Burlingame, CA.
- [27] Fabricio Ceschin, Marcus Botacin, Heitor Murilo Gomes, Luiz S Oliveira, and André Grégio. 2019. Shallow Security: On the Creation of Adversarial Variants to Evade Machine Learning-Based Malware Detectors. In *Proceedings of the 3rd Reversing and Offensive-Oriented Trends Symposium (2019-11-28) (ROOTS'19)*. Association for Computing Machinery, Vienna, Austria. <https://doi.org/10.1145/3375894.3375898>
- [28] Fabricio Ceschin, Marcus Botacin, Heitor Murilo Gomes, Felipe Pinagé, Luiz Oliveira, and Andre Gregio. 2020. Fast & Furious: On the Modelling of Malware Detection as an Evolving Data Stream. *To be Published* (2020).
- [29] Fabricio Ceschin, Felipe Pinage, Marcos Castilho, David Menotti, Luis S Oliveira, and André Gregio. 2018. The Need for Speed: An Analysis of Brazilian Malware Classifiers. *IEEE Security Privacy* 16, 6 (2018), 31–41.
- [30] Nitesh Chawla, Kevin Bowyer, Lawrence Hall, and W. Kegelmeyer. 2002. SMOTE: Synthetic Minority Over-sampling Technique. *J. Artif. Intell. Res. (JAIR)* 16 (01 2002), 321–357. <https://doi.org/10.1613/jair.953>
- [31] Li Chen. 2018. Deep Transfer Learning for Static Malware Classification. *CoRR* abs/1812.07606 (2018). arXiv:1812.07606 <http://arxiv.org/abs/1812.07606>
- [32] Li Chen, Ravi Sahita, Jugal Parikh, and Marc Marino. 2020. STAMINA Deep Learning for Malware Protection. <https://www.intel.com/content/www/us/en/artificial-intelligence/documents/stamina-deep-learning-for-malware-protection-whitepaper.html>
- [33] Aniello Cimitile, Fabio Martinelli, and Francesco Mercaldo. 2017. Machine Learning Meets iOS Malware: Identifying Malicious Applications on Apple Environment. In *ICISSP*.
- [34] Nathan Clarke. 2011. *Transparent user authentication: biometrics, RFID and behavioural profiling*. Springer Science & Business Media.
- [35] Cody Coleman, Daniel Kang, Deepak Narayanan, Luigi Nardi, Tian Zhao, Jian Zhang, Peter Bailis, Kunle Olukotun, Chris Ré, and Matei Zaharia. 2019. Analysis of DAWNbench, a Time-to-Accuracy Machine Learning Performance Benchmark. *SIGOPS Oper. Syst. Rev.* 53, 1 (July 2019), 14–25. <https://doi.org/10.1145/3352020.3352024>
- [36] G. Creech and J. Hu. 2014. A Semantic Approach to Host-Based Intrusion Detection Systems Using Contiguous and Discontiguous System Call Patterns. *IEEE Trans. Comput.* 63, 4 (2014), 807–819.
- [37] N. Dalal and B. Triggs. 2005. Histograms of oriented gradients for human detection. In *2005 IEEE Computer Society Conference on Computer Vision and Pattern Recognition (CVPR'05)*, Vol. 1. 886–893 vol. 1.

- [38] Eli David and Nathan S. Netanyahu. 2017. DeepSign: Deep Learning for Automatic Malware Signature Generation and Classification. *CoRR* abs/1711.08336 (2017). arXiv:1711.08336 <http://arxiv.org/abs/1711.08336>
- [39] Jesse Davis and Mark Goadrich. 2006. The Relationship between Precision-Recall and ROC Curves. In *Proceedings of the 23rd International Conference on Machine Learning* (Pittsburgh, Pennsylvania, USA) (ICML '06). Association for Computing Machinery, New York, NY, USA, 233–240. <https://doi.org/10.1145/1143844.1143874>
- [40] Amit Deo, Santanu Kumar Dash, Guillermo Suarez-Tangil, Volodya Vovk, and Lorenzo Cavallaro. 2016. Prescience: Probabilistic Guidance on the Retraining Conundrum for Malware Detection. In *Proceedings of the 2016 ACM Workshop on Artificial Intelligence and Security* (Vienna, Austria) (AISec '16). Association for Computing Machinery, New York, NY, USA.
- [41] M. Dev, H. Gupta, S. Mehta, and B. Balamurugan. 2016. Cache implementation using collective intelligence on cloud based antivirus architecture. In *2016 International Conference on Advanced Communication Control and Computing Technologies* (ICACCCCT). 593–595.
- [42] Jacob Devlin, Ming-Wei Chang, Kenton Lee, and Kristina Toutanova. 2018. BERT: Pre-training of Deep Bidirectional Transformers for Language Understanding. *arXiv preprint arXiv:1810.04805* (2018).
- [43] Cynthia Dwork and Aaron Roth. 2014. The Algorithmic Foundations of Differential Privacy. *Found. Trends Theor. Comput. Sci.* 9, 3–4 (Aug. 2014), 211–407. <https://doi.org/10.1561/04000000042>
- [44] M. A. El Hadj, M. Erradi, A. Khoumsi, and Y. Benkaouz. 2018. Validation and Correction of Large Security Policies: A Clustering and Access Log Based Approach. In *2018 IEEE International Conference on Big Data (Big Data)*. 5330–5332.
- [45] Nicholas Epley and Thomas Gilovich. 2006. The Anchoring-and-Adjustment Heuristic: Why the Adjustments Are Insufficient. *Psychological Science* 17, 4 (2006), 311–318. <https://doi.org/10.1111/j.1467-9280.2006.01704.x> arXiv:<https://doi.org/10.1111/j.1467-9280.2006.01704.x> PMID: 16623688.
- [46] C. Ferri, J. Hernández-Orallo, and R. Modroiu. 2009. An experimental comparison of performance measures for classification. *Pattern Recognition Letters* 30, 1 (2009), 27 – 38. <https://doi.org/10.1016/j.patrec.2008.08.010>
- [47] FireEye. 2019. StringSifter. <https://github.com/fireeye/stringsifter>.
- [48] William Fleshman, Edward Raff, Jared Sylvester, Steven Forsyth, and Mark McLean. 2018. Non-Negative Networks Against Adversarial Attacks. <https://arxiv.org/abs/1806.06108>.
- [49] William Fleshman, Edward Raff, Jared Sylvester, Steven Forsyth, and Mark McLean. 2018. Non-Negative Networks Against Adversarial Attacks. arXiv:1806.06108 [stat.ML]
- [50] Stephanie Forrest, Steven A Hofmeyr, Anil Somayaji, and Thomas A Longstaff. 1996. A sense of self for unix processes. In *Proceedings 1996 IEEE Symposium on Security and Privacy*. IEEE, 120–128.
- [51] Yoav Freund and Robert E Schapire. 1997. A Decision-Theoretic Generalization of On-Line Learning and an Application to Boosting. *J. Comput. Syst. Sci.* 55, 1 (Aug. 1997), 119–139. <https://doi.org/10.1006/jcss.1997.1504>
- [52] L. Fridman, S. Weber, R. Greenstadt, and M. Kam. 2017. Active Authentication on Mobile Devices via Stylometry, Application Usage, Web Browsing, and GPS Location. *IEEE Systems Journal* 11, 2 (June 2017), 513–521. <https://doi.org/10.1109/JSYST.2015.2472579>
- [53] Krishna Gade, Sahin Geyik, Krishnamurthy Kenthapadi, Varun Mithal, and Ankur Taly. 2020. Explainable AI in Industry: Practical Challenges and Lessons Learned. In *Companion Proceedings of the Web Conference 2020* (Taipei, Taiwan) (WWW '20). Association for Computing Machinery, New York, NY, USA, 303–304. <https://doi.org/10.1145/3366424.3383110>
- [54] Lucas Galante, Marcus Botacin, André Grégio, and Paulo de Geus. 2019. Machine Learning for Malware Detection: Beyond Accuracy Rates (*Brazilian Security Symposium (SBSEG)*).
- [55] M. Galar, A. Fernandez, E. Barrenechea, H. Bustince, and F. Herrera. 2012. A Review on Ensembles for the Class Imbalance Problem: Bagging-, Boosting-, and Hybrid-Based Approaches. *IEEE Transactions on Systems, Man, and Cybernetics, Part C (Applications and Reviews)* 42, 4 (2012), 463–484.
- [56] João Gama, Pedro Medas, Gladys Castillo, and Pedro Rodrigues. 2004. Learning with Drift Detection. In *Advances in Artificial Intelligence – SBIA 2004*, Ana L. C. Bazzan and Sofiane Labidi (Eds.). Springer Berlin Heidelberg, Berlin, Heidelberg, 286–295.
- [57] João Gama, André Žliobaitė, Albert Bifet, Mykola Pechenizkiy, and Abdelhamid Bouchachia. 2014. A Survey on Concept Drift Adaptation. *ACM Comput. Surv.* 46, 4, Article 44 (March 2014), 37 pages. <https://doi.org/10.1145/2523813>
- [58] Ekta Gandotra, Divya Bansal, and Sanjeev Sofat. 2014. Malware Analysis and Classification: A Survey. *Journal of Information Security* 5, 2 (2014), 56–64.
- [59] R. Stuart Geiger, Kevin Yu, Yanlai Yang, Mindy Dai, Jie Qiu, Rebekah Tang, and Jenny Huang. 2020. Garbage in, Garbage out? Do Machine Learning Application Papers in Social Computing Report Where Human-Labeled Training Data Comes From?. In *Proceedings of the 2020 Conference on Fairness, Accountability, and Transparency* (Barcelona, Spain) (FAT* '20). Association for Computing Machinery, New York, NY, USA, 325–336. <https://doi.org/10.1145/3351095.3372862>

- [60] Daniel Gibert, Carles Mateu, and Jordi Planes. 2020. The rise of machine learning for detection and classification of malware: Research developments, trends and challenges. *Journal of Network and Computer Applications* 153 (2020), 102526. <https://doi.org/10.1016/j.jnca.2019.102526>
- [61] Luiz Giovanini, Fabricio Ceschin, Aokun Chen, Heng Qiao, Nikolaos Sapountzis, Ramchandra Kulkarni, Ruimin Sun, Brandon Matthews, Dapeng Oliver Wu, and Daniela Gregio, Andre Oliveira. 2020. On The Feasibility and Temporal Consistency of Computer Usage Profiling for Continuous Authentication (*Under Review*).
- [62] Heitor Murilo Gomes, Albert Bifet, Jesse Read, Jean Paul Barddal, Fabrício Enembreck, Bernhard Pfahringer, Geoff Holmes, and Talel Abdesslem. 2017. Adaptive random forests for evolving data stream classification. *Machine Learning* (06 2017), 1–27. <https://doi.org/10.1007/s10994-017-5642-8>
- [63] Heitor Murilo Gomes, Jesse Read, Albert Bifet, Jean Paul Barddal, and João Gama. 2019. Machine Learning for Streaming Data: State of the Art, Challenges, and Opportunities. *SIGKDD Explor. Newsl.* 21, 2 (Nov. 2019), 6–22. <https://doi.org/10.1145/3373464.3373470>
- [64] Ian J. Goodfellow, Jean Pouget-Abadie, Mehdi Mirza, Bing Xu, David Warde-Farley, Sherjil Ozair, Aaron Courville, and Yoshua Bengio. 2014. Generative Adversarial Networks. arXiv:1406.2661 [stat.ML]
- [65] Ian J. Goodfellow, Jonathon Shlens, and Christian Szegedy. 2014. Explaining and Harnessing Adversarial Examples. arXiv:1412.6572 [stat.ML]
- [66] Dimitris Gritzalis, Giulia Iseppi, Alexios Mylonas, and Vasilis Stavrou. 2018. Exiting the Risk Assessment Maze: A Meta-Survey. *ACM Comput. Surv.* 51, 1, Article 11 (Jan. 2018), 30 pages. <https://doi.org/10.1145/3145905>
- [67] Aurlien Gron. 2017. *Hands-On Machine Learning with Scikit-Learn and TensorFlow: Concepts, Tools, and Techniques to Build Intelligent Systems* (1st ed.). O'Reilly Media, Inc.
- [68] Kathrin Grosse, Nicolas Papernot, Praveen Manoharan, Michael Backes, and Patrick D. McDaniel. 2017. Adversarial Examples for Malware Detection. In *ESORICS*.
- [69] Chuan Guo, Jacob R. Gardner, Yurong You, Andrew Gordon Wilson, and Kilian Q. Weinberger. 2019. Simple Black-box Adversarial Attacks. *CoRR* abs/1905.07121 (2019). arXiv:1905.07121 <http://arxiv.org/abs/1905.07121>
- [70] W. Haider, J. Hu, J. Slay, B.P. Turnbull, and Y. Xie. 2017. Generating realistic intrusion detection system dataset based on fuzzy qualitative modeling. *Journal of Network and Computer Applications* 87 (2017), 185 – 192. <https://doi.org/10.1016/j.jnca.2017.03.018>
- [71] Max Halford, Geoffrey Bolmier, Raphael Sourty, Robin Vaysse, and Adil Zouitine. 2019. *creme, a Python library for online machine learning*. <https://github.com/creme-ml/creme>
- [72] Mark Hall, Eibe Frank, Geoffrey Holmes, Bernhard Pfahringer, Peter Reutemann, and Ian H. Witten. 2009. The WEKA Data Mining Software: An Update. *SIGKDD Explor. Newsl.* 11, 1 (Nov. 2009), 10–18. <https://doi.org/10.1145/1656274.1656278>
- [73] S. Hettich and S. D. Bay. 2007. KDD Cup 1999 Data. <http://kdd.ics.uci.edu/databases/kddcup99/kddcup99.html>.
- [74] Paul Hick, Emile Aben, Kc Claffy, and Josh Polterock. 2007. the CAIDA DDos attack 2007 dataset. https://www.caida.org/data/passive/ddos-20070804_dataset.xml
- [75] Jeremy Howard and Sebastian Ruder. 2018. Fine-tuned Language Models for Text Classification. *CoRR* abs/1801.06146 (2018). arXiv:1801.06146 <http://arxiv.org/abs/1801.06146>
- [76] Weiwei Hu and Ying Tan. 2017. Generating Adversarial Malware Examples for Black-Box Attacks Based on GAN. *CoRR* abs/1702.05983 (2017). arXiv:1702.05983 <http://arxiv.org/abs/1702.05983>
- [77] Keman Huang, Michael Siegel, and Stuart Madnick. 2018. Systematically Understanding the Cyber Attack Business: A Survey. *ACM Comput. Surv.* 51, 4, Article 70 (July 2018), 36 pages. <https://doi.org/10.1145/3199674>
- [78] Mederic Hurier, Guillermo Suarez-Tangil, Santanu Kumar Dash, Tegawende F. Bissyande, Yves Le Traon, Jacques Klein, and Lorenzo Cavallaro. 2017. Euphony: Harmonious Unification of Cacophonous Anti-Virus Vendor Labels for Android Malware. In *IEEE International Working Conference on Mining Software Repositories*. IEEE Computer Society, 425–435. <https://doi.org/10.1109/MSR.2017.57>
- [79] Mahbub Hussain, Jordan J. Bird, and Diego R. Faria. 2019. A Study on CNN Transfer Learning for Image Classification. In *Advances in Computational Intelligence Systems*, Ahmad Lotfi, Hamid Bouchachia, Alexander Gegov, Caroline Langensiepen, and Martin McGinnity (Eds.). Springer International Publishing, Cham, 191–202.
- [80] Chris Jarabek, David Barrera, and John Aycock. 2012. ThinAV: Truly Lightweight Mobile Cloud-Based Anti-Malware. In *Proceedings of the 28th Annual Computer Security Applications Conference* (Orlando, Florida, USA) (ACSAC '12). Association for Computing Machinery, New York, NY, USA, 209–218. <https://doi.org/10.1145/2420950.2420983>
- [81] Heju Jiang, Jasvir Nagra, and Parvez Ahammad. 2016. SoK: Applying Machine Learning in Security - A Survey. *CoRR* abs/1611.03186 (2016). arXiv:1611.03186 <http://arxiv.org/abs/1611.03186>
- [82] Chani Jindal, Christopher Salls, Hojjat Aghakhani, Keith Long, Christopher Kruegel, and Giovanni Vigna. 2019. Neurlux: Dynamic Malware Analysis without Feature Engineering. In *Proceedings of the 35th Annual Computer Security Applications Conference* (San Juan, Puerto Rico) (ACSAC '19). Association for Computing Machinery, New York, NY, USA, 444–455. <https://doi.org/10.1145/3359789.3359835>

- [83] Roberto Jordaney, Kumar Sharad, Santanu K. Dash, Zhi Wang, Davide Papini, Ilia Nouretdinov, and Lorenzo Cavallaro. 2017. Transcend: Detecting Concept Drift in Malware Classification Models. In *26th USENIX Security Symposium (USENIX Security 17)*. USENIX Association, Vancouver, BC, 625–642. <https://www.usenix.org/conference/usenixsecurity17/technical-sessions/presentation/jordaney>
- [84] Zach Jorgensen and Ting Yu. 2011. On Mouse Dynamics As a Behavioral Biometric for Authentication. In *Proceedings of the 6th ACM Symposium on Information, Computer and Communications Security* (Hong Kong, China) (*ASIACCS '11*). ACM, New York, NY, USA, 476–482. <https://doi.org/10.1145/1966913.1966983>
- [85] Alex Kantchelian, Sadia Afroz, Ling Huang, Aylin Caliskan Islam, Brad Miller, Michael Carl Tschantz, Rachel Greenstadt, Anthony D. Joseph, and J. D. Tygar. 2013. Approaches to Adversarial Drift. In *Proceedings of the 2013 ACM Workshop on Artificial Intelligence and Security* (Berlin, Germany) (*AISeC '13*). Association for Computing Machinery, New York, NY, USA, 99–110. <https://doi.org/10.1145/2517312.2517320>
- [86] Alex Kantchelian, Michael Carl Tschantz, Sadia Afroz, Brad Miller, Vaishaal Shankar, Rekha Bachwani, Anthony D. Joseph, and J. D. Tygar. 2015. Better malware ground truth: Techniques for weighting anti-virus vendor labels. In *AISeC 2015 - Proceedings of the 8th ACM Workshop on Artificial Intelligence and Security, co-located with CCS 2015*. Association for Computing Machinery, Inc, New York, New York, USA, 45–56. <https://doi.org/10.1145/2808769.2808780>
- [87] Shachar Kaufman, Saharon Rosset, and Claudia Perlich. 2011. Leakage in Data Mining: Formulation, Detection, and Avoidance. *Proceedings of the ACM SIGKDD International Conference on Knowledge Discovery and Data Mining* 6, 556–563. <https://doi.org/10.1145/2020408.2020496>
- [88] Harsurinder Kaur, Husanbir Singh Pannu, and Avleen Kaur Malhi. 2019. A systematic review on imbalanced data challenges in machine learning: Applications and solutions. *ACM Computing Surveys (CSUR)* 52, 4 (2019), 1–36.
- [89] R. K. Keser and B. U. Töreyn. 2019. Autoencoder Based Dimensionality Reduction of Feature Vectors for Object Recognition. In *2019 15th International Conference on Signal-Image Technology Internet-Based Systems (SITIS)*. 577–584.
- [90] A. Korzybski. 1931. *A Non-Aristotelian System and Its Necessity for Rigour in Mathematics and Physics: Abstract*.
- [91] Georg Krempel, Indre Žliobaite, Dariusz Brzeziński, Eyke Hüllermeier, Mark Last, Vincent Lemaire, Tino Noack, Ammar Shaker, Sonja Sievi, Myra Spiliopoulou, and Jerzy Stefanowski. 2014. Open Challenges for Data Stream Mining Research. *SIGKDD Explor. Newsl.* 16, 1 (Sept. 2014), 1–10. <https://doi.org/10.1145/2674026.2674028>
- [92] Alex Krizhevsky. 2012. Learning Multiple Layers of Features from Tiny Images. *University of Toronto* (05 2012).
- [93] Todd Kulesza, Saleema Amershi, Rich Caruana, Danyel Fisher, and Denis Charles. 2014. Structured labeling to facilitate concept evolution in machine learning. *Conference on Human Factors in Computing Systems - Proceedings*. <https://doi.org/10.1145/2556288.2557238>
- [94] M. Kumar and R. Mathur. 2014. Unsupervised outlier detection technique for intrusion detection in cloud computing. In *International Conference for Convergence for Technology-2014*. 1–4.
- [95] S. Kumar and C. Bhim Bhan Singh. 2018. A Zero-Day Resistant Malware Detection Method for Securing Cloud Using SVM and Sandboxing Techniques. In *2018 Second International Conference on Inventive Communication and Computational Technologies (ICICCT)*. 1397–1402.
- [96] Yihua Liao and V.Rao Vemuri. 2002. Use of K-Nearest Neighbor classifier for intrusion detection11An earlier version of this paper is to appear in the Proceedings of the 11th USENIX Security Symposium, San Francisco, CA, August 2002. *Computers & Security* 21, 5 (2002), 439 – 448. [https://doi.org/10.1016/S0167-4048\(02\)00514-X](https://doi.org/10.1016/S0167-4048(02)00514-X)
- [97] LightGBM. 2018. LightGBM. <https://lightgbm.readthedocs.io/en/latest/>.
- [98] Fei Tony Liu, Kai Ming Ting, and Zhi-Hua Zhou. 2012. Isolation-Based Anomaly Detection. *ACM Trans. Knowl. Discov. Data* 6, 1, Article 3 (March 2012), 39 pages. <https://doi.org/10.1145/2133360.2133363>
- [99] Aravind Machiry, Nilo Redini, Eric Gustafson, Yanick Fratantonio, Yung Ryn Choe, Christopher Kruegel, and Giovanni Vigna. 2018. Using Loops For Malware Classification Resilient to Feature-Unaware Perturbations. In *Proceedings of the 34th Annual Computer Security Applications Conference* (San Juan, PR, USA) (*ACSAC '18*). Association for Computing Machinery, New York, NY, USA, 112–123. <https://doi.org/10.1145/3274694.3274731>
- [100] U. Mahbub, J. Komulainen, D. Ferreira, and R. Chellappa. 2019. Continuous Authentication of Smartphones Based on Application Usage. *IEEE Transactions on Biometrics, Behavior, and Identity Science* 1, 3 (July 2019), 165–180. <https://doi.org/10.1109/TBIOM.2019.2918307>
- [101] Davide Maiorca, Battista Biggio, and Giorgio Giacinto. 2019. Towards adversarial malware detection: Lessons learned from PDF-based attacks. *ACM Computing Surveys (CSUR)* 52, 4 (2019), 1–36.
- [102] Christopher D. Manning, Prabhakar Raghavan, and Hinrich Schütze. 2008. *Introduction to Information Retrieval*. Cambridge University Press, New York, NY, USA.
- [103] Mohammad M. Masud, Tahseen M. Al-Khateeb, Kevin W. Hamlen, Jing Gao, Latifur Khan, Jiawei Han, and Bhavani Thuraisingham. 2008. Cloud-Based Malware Detection for Evolving Data Streams. *ACM Trans. Manage. Inf. Syst.* (Oct. 2008).
- [104] Michael Armbrust Matei Zaharia, Tathagata Das and Reynold Xin. 2016. *Spark Structured Streaming: A new high-level API for streaming*. <https://databricks.com/blog/2016/07/28/structured-streaming-in-apache-spark.html>

- [105] Marco Melis, Ambra Demontis, Maura Pintor, Angelo Sotgiu, and Battista Biggio. 2019. secml: A Python Library for Secure and Explainable Machine Learning. *arXiv preprint arXiv:1912.10013* (2019).
- [106] Yuxin Meng, Duncan S. Wong, Roman Schlegel, and Lam-for Kwok. 2013. Touch Gestures Based Biometric Authentication Scheme for Touchscreen Mobile Phones. In *Information Security and Cryptology*, Mirosław Kutylowski and Moti Yung (Eds.). Springer Berlin Heidelberg, Berlin, Heidelberg, 331–350.
- [107] Donald Michie, D. J. Spiegelhalter, C. C. Taylor, and John Campbell (Eds.). 1994. *Machine Learning, Neural and Statistical Classification*. Ellis Horwood, Upper Saddle River, NJ, USA.
- [108] Tomas Mikolov, Kai Chen, Greg Corrado, and Jeffrey Dean. 2013. Efficient Estimation of Word Representations in Vector Space. *CoRR abs/1301.3781* (2013). <http://arxiv.org/abs/1301.3781>
- [109] Tomas Mikolov, Ilya Sutskever, Kai Chen, Greg Corrado, and Jeffrey Dean. 2013. Distributed Representations of Words and Phrases and their Compositionality. *CoRR abs/1310.4546* (2013). <http://arxiv.org/abs/1310.4546>
- [110] S. Mondal and P. Bours. 2013. Continuous authentication using mouse dynamics. In *2013 International Conference of the BIOSIG Special Interest Group (BIOSIG)*. 1–12.
- [111] Fabian Monrose, Michael K. Reiter, and Susanne Wetzels. 2002. Password hardening based on keystroke dynamics. *International Journal of Information Security* 1, 2 (01 Feb 2002), 69–83. <https://doi.org/10.1007/s102070100006>
- [112] Jacob Montiel, Jesse Read, Albert Bifet, and Talel Abdesslem. 2018. Scikit-Multiflow: A Multi-output Streaming Framework. *Journal of Machine Learning Research* (2018).
- [113] S. S. Murtaza, W. Khreich, A. Hamou-Lhadj, and M. Couture. 2013. A host-based anomaly detection approach by representing system calls as states of kernel modules. In *2013 IEEE 24th International Symposium on Software Reliability Engineering (ISSRE)*. 431–440.
- [114] A. Narayanan, L. Yang, L. Chen, and L. Jinliang. 2016. Adaptive and scalable Android malware detection through online learning. In *2016 International Joint Conference on Neural Networks (IJCNN)*.
- [115] NetResec. 2020. Publicly available PCAP files. <https://www.netressec.com/?page=PcapFiles>.
- [116] Ruoming Pang, Mark Allman, Mike Bennett, Jason Lee, Vern Paxson, and Brian Tierney. 2005. A first look at modern enterprise traffic. In *Proceedings of the 5th ACM SIGCOMM conference on Internet Measurement*. 2–2.
- [117] P. K. Panigrahi. 2012. A Comparative Study of Supervised Machine Learning Techniques for Spam E-mail Filtering. In *2012 Fourth International Conference on Computational Intelligence and Communication Networks*. 506–512.
- [118] Nicolas Papernot, Fartash Faghri, Nicholas Carlini, Ian Goodfellow, Reuben Feinman, Alexey Kurakin, Cihang Xie, Yash Sharma, Tom Brown, Aurko Roy, Alexander Matyasko, Vahid Behzadan, Karen Hambardzumyan, Zhishuai Zhang, Yi-Lin Juang, Zhi Li, Ryan Sheatsley, Abhibhav Garg, Jonathan Uesato, Willi Gierke, Yinpeng Dong, David Berthelot, Paul Hendricks, Jonas Rauber, and Rujun Long. 2018. Technical Report on the CleverHans v2.1.0 Adversarial Examples Library. *arXiv preprint arXiv:1610.00768* (2018).
- [119] Nicolas Papernot, Patrick D. McDaniel, Ian J. Goodfellow, Somesh Jha, Z. Berkay Celik, and Ananthram Swami. 2016. Practical Black-Box Attacks against Deep Learning Systems using Adversarial Examples. *CoRR abs/1602.02697* (2016). [arXiv:1602.02697](http://arxiv.org/abs/1602.02697) <http://arxiv.org/abs/1602.02697>
- [120] Nicolas Papernot, Patrick D. McDaniel, Somesh Jha, Matt Fredrikson, Z. Berkay Celik, and Ananthram Swami. 2015. The Limitations of Deep Learning in Adversarial Settings. *CoRR abs/1511.07528* (2015). [arXiv:1511.07528](http://arxiv.org/abs/1511.07528) <http://arxiv.org/abs/1511.07528>
- [121] F. Pedregosa, G. Varoquaux, A. Gramfort, V. Michel, B. Thirion, O. Grisel, M. Blondel, P. Prettenhofer, R. Weiss, V. Dubourg, J. Vanderplas, A. Passos, D. Cournapeau, M. Brucher, M. Perrot, and E. Duchesnay. 2011. Scikit-learn: Machine Learning in Python. *Journal of Machine Learning Research* 12 (2011), 2825–2830.
- [122] Feargus Pendlebury, Fabio Pierazzi, Roberto Jordaney, Johannes Kinder, and Lorenzo Cavallaro. 2018. TESSERACT: Eliminating Experimental Bias in Malware Classification across Space and Time. *CoRR* (2018). [arXiv:1807.07838](http://arxiv.org/abs/1807.07838)
- [123] Ryan Perme. 2017. True AI/ML vs. Glorified Signature-Based Solutions. https://threatvector.cylance.com/en_us/home/true-ai-ml-vs-glorified-signature-based-solutions.html.
- [124] L. T. Phong, Y. Aono, T. Hayashi, L. Wang, and S. Moriai. 2018. Privacy-Preserving Deep Learning via Additively Homomorphic Encryption. *IEEE Transactions on Information Forensics and Security* 13, 5 (2018), 1333–1345.
- [125] Alec Radford. 2018. Improving Language Understanding by Generative Pre-Training.
- [126] Edward Raff, Jon Barker, Jared Sylvester, Robert Brandon, Bryan Catanzaro, and Charles Nicholas. 2017. Malware Detection by Eating a Whole EXE. <https://arxiv.org/abs/1710.09435>.
- [127] Edward Raff, Jon Barker, Jared Sylvester, Robert Brandon, Bryan Catanzaro, and Charles Nicholas. 2017. Malware Detection by Eating a Whole EXE. [arXiv:1710.09435](http://arxiv.org/abs/1710.09435) [stat.ML]
- [128] Maithra Raghu, Chiyuan Zhang, Jon M. Kleinberg, and Samy Bengio. 2019. Transfusion: Understanding Transfer Learning with Applications to Medical Imaging. *CoRR abs/1902.07208* (2019). [arXiv:1902.07208](http://arxiv.org/abs/1902.07208) <http://arxiv.org/abs/1902.07208>
- [129] Shahbaz Rezaei and Xin Liu. 2019. A Target-Agnostic Attack on Deep Models: Exploiting Security Vulnerabilities of Transfer Learning. *CoRR abs/1904.04334* (2019). [arXiv:1904.04334](http://arxiv.org/abs/1904.04334) <http://arxiv.org/abs/1904.04334>

- [130] Bartley Richardson. 2020. cyBERT: Neural network, that's the tech; To free your staff from, bad regex. <https://news.developer.nvidia.com/cybert-rapids-ai/>.
- [131] K. Rieck. 2011. Computer Security and Machine Learning: Worst Enemies or Best Friends?. In *2011 First SysSec Workshop*. 107–110.
- [132] A. Rocha, W. J. Scheirer, C. W. Forstall, T. Cavalcante, A. Theophilo, B. Shen, A. R. B. Carvalho, and E. Stamatatos. 2017. Authorship Attribution for Social Media Forensics. *IEEE Transactions on Information Forensics and Security* 12, 1 (2017), 5–33.
- [133] Yuji Roh, Geon Heo, and Steven Whang. 2019. A Survey on Data Collection for Machine Learning: A Big Data - AI Integration Perspective. *IEEE Transactions on Knowledge and Data Engineering PP* (10 2019), 1–1. <https://doi.org/10.1109/TKDE.2019.2946162>
- [134] N. Sae-Bae, N. Memon, K. Isbister, and K. Ahmed. 2014. Multitouch Gesture-Based Authentication. *IEEE Transactions on Information Forensics and Security* 9, 4 (April 2014), 568–582. <https://doi.org/10.1109/TIFS.2014.2302582>
- [135] Mahsa Salehi and Lida Rashidi. 2018. A Survey on Anomaly detection in Evolving Data: [with Application to Forest Fire Risk Prediction]. *ACM SIGKDD Explorations Newsletter* 20, 1 (2018), 13–23.
- [136] Joshua Saxe. 2020. Sophos AI YaraML Rules Repository. https://github.com/sophos-ai/yaraml_rules.
- [137] Joshua Saxe and Hillary Sanders. 2018. *Malware Data Science: Attack Detection and Attribution*. No Starch Press, San Francisco, CA, USA.
- [138] Sebastian Schelter, Felix Bießmann, Tim Januschowski, David Salinas, Stephan Seufert, and Gyuri Szarvas. 2018. On Challenges in Machine Learning Model Management. *IEEE Data Eng. Bull.* 41 (2018), 5–15.
- [139] Bernhard Schölkopf, Robert Williamson, Alex Smola, John Shawe-Taylor, and John Platt. 1999. Support Vector Method for Novelty Detection. In *Proceedings of the 12th International Conference on Neural Information Processing Systems* (Denver, CO) (*NIPS'99*). MIT Press, Cambridge, MA, USA, 582–588.
- [140] Marcos Sebastián, Richard Rivera, Platon Kotzias, and Juan Caballero. 2016. *AVclass: A Tool for Massive Malware Labeling*. Springer International Publishing, Cham, 230–253. https://doi.org/10.1007/978-3-319-45719-2_11
- [141] Amazon Web Services. 2020. Amazon Machine Learning Key Concepts. <https://docs.aws.amazon.com/machine-learning/latest/dg/amazon-machine-learning-key-concepts.html>.
- [142] Ali Shafahi, Parsa Saadatpanah, Chen Zhu, Amin Ghiasi, Christoph Studer, David W. Jacobs, and Tom Goldstein. 2019. Adversarially robust transfer learning. *CoRR abs/1905.08232* (2019). arXiv:1905.08232 <http://arxiv.org/abs/1905.08232>
- [143] C. Shen, Z. Cai, and X. Guan. 2012. Continuous authentication for mouse dynamics: A pattern-growth approach. In *IEEE/IFIP International Conference on Dependable Systems and Networks (DSN 2012)*. 1–12. <https://doi.org/10.1109/DSN.2012.6263955>
- [144] S.J. Shepherd. 1995. Continuous authentication by analysis of keyboard typing characteristics. *IET Conference Proceedings* (May 1995), 111–114(3). https://digital-library.theiet.org/content/conferences/10.1049/cp_19950480
- [145] Ali Shiravi, Hadi Shiravi, Mahbod Tavallaee, and Ali A Ghorbani. 2012. Toward developing a systematic approach to generate benchmark datasets for intrusion detection. *computers & security* 31, 3 (2012), 357–374.
- [146] Eddie Shoesmith, George E. P. Box, and Norman R. Draper. 1987. Empirical Model-Building and Response Surfaces. *The Statistician* 37 (1987), 82.
- [147] Brent Shulman. 2016. A Tour of Sentiment Analysis Techniques: Getting a Baseline for Sunny Side Up. <https://gab41.lab41.org/a-tour-of-sentiment-analysis-techniques-getting-a-baseline-for-sunny-side-up-45730ec03330>.
- [148] Anshuman Singh, Andrew Walenstein, and Arun Lakhotia. 2012. Tracking Concept Drift in Malware Families. In *Proceedings of the 5th ACM Workshop on Security and Artificial Intelligence* (Raleigh, North Carolina, USA) (*AISeC '12*). Association for Computing Machinery, New York, NY, USA.
- [149] Apache Spark. 2020. *Spark Streaming*. <https://spark.apache.org/streaming/>
- [150] J. Michael Steele. 2006. Models: Masterpieces and Lame Excuses. <http://www-stat.wharton.upenn.edu/~steele/Rants/ModelsMandLE.html>.
- [151] R. Sun, M. Botacin, N. Sapountzis, X. Yuan, M. Bishop, D. E. Porter, X. Li, A. Gregio, and D. Oliveira. 2020. A Praise for Defensive Programming: Leveraging Uncertainty for Effective Malware Mitigation. *IEEE Transactions on Dependable and Secure Computing* (2020), 1–1.
- [152] Computer Immune Systems. 1998. Sequence-based Intrusion Detection. <http://www.cs.unm.edu/~immsec/systemcalls.htm>.
- [153] Christian Szegedy, Wei Liu, Yangqing Jia, Pierre Sermanet, Scott E. Reed, Dragomir Anguelov, Dumitru Erhan, Vincent Vanhoucke, and Andrew Rabinovich. 2014. Going Deeper with Convolutions. *CoRR abs/1409.4842* (2014). arXiv:1409.4842 <http://arxiv.org/abs/1409.4842>
- [154] Rahim Taheri, Reza Javidan, Mohammad Shojafar, Zahra Pooranian, Ali Miri, and Mauro Conti. 2019. On Defending Against Label Flipping Attacks on Malware Detection Systems. arXiv:1908.04473 [cs.LG]
- [155] Vasilis G. Tasiopoulos and Sokratis K. Katsikas. 2014. Bypassing Antivirus Detection with Encryption. In *Proceedings of the 18th Panhellenic Conference on Informatics* (Athens, Greece) (*PCI '14*). Association for Computing Machinery,

- New York, NY, USA, 1–2. <https://doi.org/10.1145/2645791.2645857>
- [156] M. Tavallaee, E. Bagheri, W. Lu, and A. A. Ghorbani. 2009. A detailed analysis of the KDD CUP 99 data set. In *2009 IEEE Symposium on Computational Intelligence for Security and Defense Applications*. 1–6.
 - [157] Lisa Torrey and Jude Shavlik. 2010. Transfer learning. In *Handbook of research on machine learning applications and trends: algorithms, methods, and techniques*. IGI global, 242–264.
 - [158] Todd Underwood. 2019. All of Our ML Ideas Are Bad (and We Should Feel Bad). USENIX Association, Dublin.
 - [159] VirusShare. 2019. VirusShare on Twitter. <https://twitter.com/VXShare/status/1095411986949652480>.
 - [160] VirusTotal. 2020. VirusTotal: Free Online Virus, Malware and URL Scanner. <https://www.virustotal.com/>.
 - [161] Kiri Wagstaff. 2012. Machine Learning that Matters. *CoRR* abs/1206.4656 (2012). arXiv:1206.4656 <http://arxiv.org/abs/1206.4656>
 - [162] Shenghui Wang, Stefan Schlobach, and Michel Klein. 2011. Concept drift and how to identify it. *Web Semantics: Science, Services and Agents on the World Wide Web* 9, 3 (2011), 247 – 265. <https://doi.org/10.1016/j.websem.2011.05.003> Semantic Web Dynamics Semantic Web Challenge, 2010.
 - [163] Kilian Q. Weinberger, Anirban Dasgupta, Josh Attenberg, John Langford, and Alexander J. Smola. 2009. Feature Hashing for Large Scale Multitask Learning. *CoRR* abs/0902.2206 (2009). arXiv:0902.2206 <http://arxiv.org/abs/0902.2206>
 - [164] K. Xu, Y. Li, R. Deng, K. Chen, and J. Xu. 2019. DroidEvolver: Self-Evolving Android Malware Detection System. In *2019 IEEE European Symposium on Security and Privacy (EuroS P)*.
 - [165] J. Yang, Y. Qiao, X. Zhang, H. He, F. Liu, and G. Cheng. 2015. Characterizing User Behavior in Mobile Internet. *IEEE Transactions on Emerging Topics in Computing* 3, 1 (March 2015), 95–106. <https://doi.org/10.1109/TETC.2014.2381512>
 - [166] Heng Zhang, Vishal M. Patel, Mohammed Fathy, and Rama Chellappa. 2015. Touch Gesture-Based Active User Authentication Using Dictionaries. In *Proceedings of the 2015 IEEE Winter Conference on Applications of Computer Vision (WACV '15)*. IEEE Computer Society, USA, 207–214. <https://doi.org/10.1109/WACV.2015.35>
 - [167] Shuofei Zhu, Jianjun Shi, Limin Yang, Boqin Qin, Ziyi Zhang, Linhai Song, and Gang Wang. 2020. Measuring and Modeling the Label Dynamics of Online Anti-Malware Engines. In *29th USENIX Security Symposium (USENIX Security 20)*. USENIX Association, 2361–2378. <https://www.usenix.org/conference/usenixsecurity20/presentation/zhu>
 - [168] I. Žliobaitė. 2010. Change with Delayed Labeling: When is it Detectable?. In *2010 IEEE International Conference on Data Mining Workshops*. 843–850.