

Fact or Factitious? Contextualized Opinion Spam Detection

Stefan Kennedy, Niall Walsh*, Kirils Sloka, Andrew McCarren and Jennifer Foster

School of Computing
Dublin City University

{15902803,15384141,13405888}@mail.dcu.ie

{Andrew McCarren, Jennifer.Foster}@dcu.ie

Abstract

In recent years, it has been shown that falsification of online reviews can have a substantial, quantifiable effect on the success of the subject. This creates a large enticement for sellers to participate in review deception to boost their own success, or hinder the competition. Most current efforts to detect review deception are based on supervised classifiers trained on syntactic and lexical patterns. However, recent neural approaches to classification have been shown to match or outperform state-of-the-art methods. In this paper, we perform an analytic comparison of these methods, and introduce our own results. By fine-tuning Google’s recently published transformer-based architecture, BERT, on the fake review detection task, we demonstrate near state-of-the-art performance, achieving over 90% accuracy on a widely used deception detection dataset.

1 Introduction

Online reviews of products and services have become significantly more important over the last two decades. Reviews influence customer purchasing decisions through review score and volume of reviews (Maslowska et al., 2017). It is estimated that as many as 90% of consumers read reviews before a purchase (Kumar et al., 2018) and that the conversion rate of a product increases by up to 270% as it gains reviews. For high price products, reviews can increase conversion rate by 380% (Askalidis and Malthouse, 2016).

With the rise of consumer reviews comes the problem of deceptive reviews. It has been shown that in competitive, ranked conditions it is worthwhile for unlawful merchants to create fake reviews. For TripAdvisor, in 80% of cases, a hotel could become more visible than another hotel using just 50 deceptive reviews (Lappas et al., 2016). Fake reviews are an established problem – 20% of

Yelp reviews are marked as fake by Yelp’s algorithm (Luca and Zervas, 2016).

First introduced by Jindal and Liu (2007), the problem of fake review detection has been tackled from the perspectives of opinion spam detection and deception detection. It is usually treated as a binary classification problem using traditional text classification features such as word and part-of-speech n-grams, structural features obtained from syntactic parsing (Feng et al., 2012), topic models (Hernández-Castañeda et al., 2017), psycho-linguistic features obtained using the *Linguistic Inquiry and Word Count* (Ott et al., 2011; Hernández-Castañeda et al., 2017; Pennebaker et al., 2015) and non-verbal features related to reviewer behaviour (You et al., 2018; Wang et al., 2017; Aghakhani et al., 2018; Stanton and Irissapane, 2019)

We revisit the problem of fake review detection by comparing the performance of a variety of neural and non-neural approaches on two freely available datasets, a small set of hotel reviews where the deceptive subset has been obtained via crowdsourcing (Ott et al., 2011) and a much larger set of Yelp reviews obtained automatically (Rayana and Akoglu, 2015). We find that features based on reviewer characteristics can be used to boost the accuracy of a strong bag-of-words baseline. We also find that neural approaches perform at about the same level as the traditional non-neural ones. Perhaps counter-intuitively, the use of pretrained non-contextual word embeddings do not tend to lead to improved performance in most of our experiments. However, our best performance is achieved by fine-tuning BERT embeddings (Devlin et al., 2018) on this task. On the hotel review dataset, bootstrap validation accuracy is 90.5%, just behind the 91.2% reported by Feng et al. (2012) who combine bag-of-words with constituency tree fragments.

*Joint first author with Stefan Kennedy

2 Data

Collecting data for classifying opinion spam is difficult because human labelling is only slightly better than random (Ott et al., 2011). Thus, it is difficult to find large-scale ground truth data. We experiment with two datasets:

- `OpSpam` (Ott et al., 2011): This dataset contains 800 gold-standard, labelled reviews. These reviews are all deceptive and were written by paid, crowd-funded workers for popular Chicago hotels. Additionally this dataset contains 800 reviews considered truthful, that were mined from various online review communities. These truthful reviews cannot be considered gold-standard, but are considered to have a reasonably low deception rate.
- `Yelp` (Rayana and Akoglu, 2015): This is the largest ground truth, deceptively labelled dataset available to date. The deceptive reviews in this dataset are those that were filtered by Yelp’s review software for being manufactured, solicited or malicious. Yelp acknowledges that their recommendation software makes errors¹. Yelp removed 7% of its reviews and marked 22% as not recommended². This dataset is broken into three review sets, one containing 67,395 hotel and restaurant reviews from Chicago, one containing 359,052 restaurant reviews from NYC and a final one containing 608,598 restaurant reviews from a number of zip codes. There is overlap between the zip code dataset and the NYC dataset, and it is known that there are significant differences between product review categories (Blitzer et al., 2007) (hotels and restaurants) so we will only use the zip code dataset in training our models. Due to the memory restrictions of using convolutional networks, we filter the reviews with an additional constraint of being shorter than 321 words. This reduces the size of our final dataset by 2.63%. There are many more genuine reviews than deceptive, so we extract 78,346 each of genuine and deceptive classes to create a balanced dataset. The entire dataset contains 451,906 unused reviews.

¹<https://www.yelpblog.com/2010/03/yelp-review-filter-explained>

²<https://www.yelp.com/factsheet>

3 Methods

We train several models to distinguish between fake and genuine reviews. The non-neural of these are logistic regression, and support vector machines (Cortes and Vapnik, 1995), and the neural are feed-forward networks, convolutional networks and long short-term memory networks (LeCun and Bengio, 1998; Jacovi et al., 2018; Hochreiter and Schmidhuber, 1997). We experiment with simple bag-of-word input representations and, for the neural approaches, we also use pre-trained word2vec embeddings (Le and Mikolov, 2014). In contrast with word2vec vectors which provide the same vector for a particular word regardless of its sentential context, we also experiment with contextualised vectors. Specifically, we utilize the BERT model developed by Google (Devlin et al., 2018) for fine-tuning pre-trained representations.

4 Experiments

4.1 Feature Engineering

Following Wang et al. (2017), we experiment with a number of features on the Yelp dataset:

- Structural features including review length, average word and sentence length, percentage of capitalized words and percentage of numerals.
- Reviewer features including maximum review count in one day, average review length, standard deviation of ratings, and percentage of positive and negative ratings.
- Part-of-Speech (POS) tags as percentages.
- Positive and negative word sentiment as percentages.

Feature selection using logistic regression found that some features were not predictive of deception. In particular POS tag percentages and sentiment percentages were not predictive. Metadata about the author of the review was the most predictive of deception, and the highest classification performance occurred when including only reviewer features in conjunction with bag-of-word vectors. Separation of these features displayed in Figure 1 shows that a large number (greater than 2) of reviews in one day indicates that a reviewer is deceptive. Conversely a long (greater than 1000)

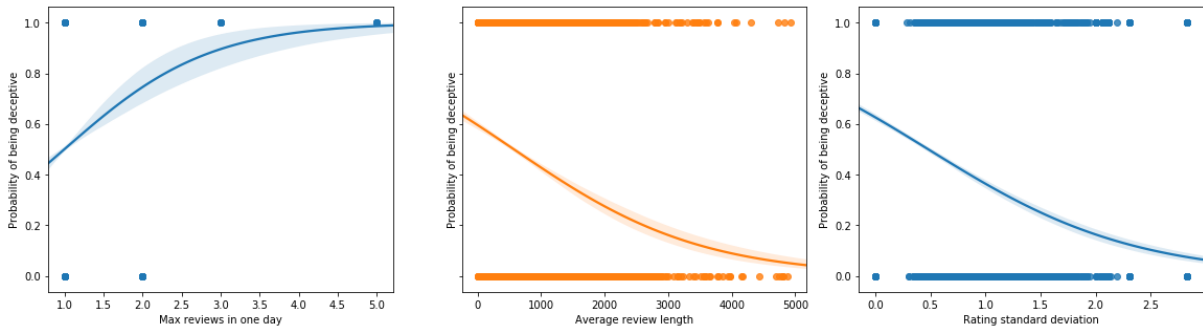


Figure 1: Separability of three most significant metadata features. Max reviews in one day is computed over randomly sampled, equal numbers of each class. The vertical axis represents deceptive as 1.0 and genuine as 0.0.

average character length of reviews is indicative that a reviewer is genuine. The standard deviation of a user’s ratings is also included as a large deviation is an indicator of a review being genuine. For the remainder of experiments, we concatenate the word representations with a scaled (from 0 to 1) version of these user features. Note that reviewer features are not available for the OpSpam dataset.

4.2 Experimental Details

Evaluation

For the smaller OpSpam dataset we report results with both 5-Fold cross validation and bootstrap validation repeated 10 times. For small datasets and a small number of splits, K-Fold is known to be subject to high variance. Additionally bootstrap validation is known to be subject to high bias in some contexts (Kohavi, 1995). We therefore report results for both forms of validation. In all forms of validation we create stratified train and test sets. For the larger Yelp dataset we use the balanced set described in section 2. As this dataset is substantially large enough we use 10-Fold cross validation only to obtain results.

Non-Neural Models

For both OpSpam and Yelp datasets we design our models with similar methods. In the logistic regression and SVM experiments, words are represented in TF-IDF format, and in the case of Yelp only the most relevant 10,000 words are represented. Repeated experiments found that both linear and non-linear SVM kernels produced comparable performance. Applying grid search with the Yelp dataset found that a linear kernel could reach the highest accuracy.

Neural Models

For the Yelp dataset, neural classifiers use early stopping with a patience of 6 epochs of waiting for an improvement in validation loss. The same filtered, balanced dataset is used as input to all classifiers, and we use a hold out set of 1000 samples (6.38% of the balanced data) to verify performance.

Word2vec We use word2vec embeddings pre-trained with a dimensionality of 300 on a Google News dataset³. This model was pretrained using a skip-gram architecture.

FFNNs We model FFNNs using a network containing two hidden dense layers. For both layers we use ReLU activation and l2 regularization, and we use sigmoid activation on the output layer. For the Yelp data, user features are directly concatenated to the BoW representation. For word2vec embeddings, the embeddings are first flattened to a single dimension before concatenation. The model used for OpSpam contains 32 units in the first hidden layer, and 16 units in the second. The model used for Yelp contains 16 units in the first hidden layer, and 8 units in the second. Models for both datasets use a dropout rate of 0.25 between the two hidden layers.

CNNs Convolutional networks are modelled in different ways for BoW and word2vec embedding representations. As BoW is represented in a single dimension, we create a convolutional layer with a kernel height of 1 unit and width of 10 units. This kernel slides horizontally along the BoW vector. For word2vec embeddings we position word vectors vertically in the order they occur, as has been implemented in earlier research (Kim, 2014). In

³<https://code.google.com/archive/p/word2vec/>

this case the kernel has a width equal to the dimensionality of the word vectors and slides vertically along the word axis. We use a kernel height of 10, containing 10 words in each kernel position. Both BoW and word2vec embedding models use 50 filters. Following the convolutions the result is passed through a pooling layer, and a dropout rate of 0.5 is applied before the result is flattened. In the case of Yelp this flattened result is concatenated with the user features of the review. Two hidden dense layers follow this, both using ReLU activation and l2 regularization. Both hidden layers contain 8 units and are followed by an output layer that uses sigmoid activation. For the OpSpam dataset, the BoW model uses a pool size of (1, 10) and the word2vec embedding implementation uses a pool size of (5, 1). For the Yelp dataset both BoW and word2vec embedding models use global max pooling.

LSTMs In the implementation of LSTMs, models for both BoW and word2vec embeddings directly input word representations to an LSTM layer. Numerous repeated runs with different numbers of LSTM layers and units found that the optimal accuracy occurs at just one layer of 10 units. We model implementations for both OpSpam and Yelp datasets using this number of layers and units. In the case of the Yelp dataset, the output of the LSTM layer is concatenated with user features. This is followed by 2 hidden dense layers using ReLU activation and l2 regularization, each containing 8 units, followed by an output layer using sigmoid activation.

BERT We fine-tune the `bert-base-uncased` model on the OpSpam dataset and perform stratified validation using both 5-Fold validation and bootstrap validation repeated 10 times. For fine-tuning we use a learning rate of $2e-5$, batch size of 16 and 3 training epochs.

Two implementations of fine-tuning are used to verify results. One implementation is the BERT implementation published by Google alongside the pretrained models, and the other uses the ‘op-for-op’ reimplementation of BERT created by Hugging Face⁴.

⁴<https://github.com/huggingface/pytorch-pretrained-BERT>

4.3 Results

The results of performing validation on these models are shown in Tables 1, 2 and 3. Table 1 shows that SVMs slightly outperform logistic regression, and that the Yelp dataset represents a much harder challenge than the OpSpam one.

Contrary to expectations, Table 2 shows that pretrained word2vec embeddings do not improve performance, and in the case of OpSpam BoW can substantially outperform them. We do not yet know why this might be case.

The BERT results in Table 3 show that the Google TensorFlow implementation performs substantially better than PyTorch in our case. This is an unexpected result and more research needs to be carried out to understand the differences. We also report that Google’s TensorFlow implementation outperforms all other classifiers tested on the OpSpam dataset, providing tentative evidence of contextualized embeddings outperforming all non-contextual pre-trained word2vec embeddings and BoW approaches.

By inspecting the results of evaluation on a single 5-Fold test set split for the BERT experiments, we see that there are an approximately equal number of false negatives (15), and false positives (14). There appears to be a slight tendency for the model to perform better when individual sentences are longer, and when the review is long. In the case of our 29 incorrect classifications the number of words in a sentence was 16.0 words, compared to 18.4 for correct classifications. Entire reviews tend to be longer in correct classifications with an average length of 149.0 words, compared to 117.6 for incorrect classifications. Meanwhile the average word length is approximately 4.25 for both correct and incorrect classifications.

5 Application of Research

We have developed a frontend which retrieves business information from Yelp and utilizes our models to analyze reviews. Results are displayed in an engaging fashion using data visualization and explanations of our prediction. We display a deception distribution of all reviews for the product. This includes how many reviews are classified as deceptive or genuine, shown in buckets at 10% intervals of confidence. This allows users to quickly determine if the distribution is different to a typical, expected one. This tool also enables users to view frequency and average rating of re-

	OpSpam		Yelp
	5-Fold	Bootstrap	10-Fold
Logistic Reg	0.856	0.869	0.713
SVM	0.864	0.882	0.721

Table 1: Non-neural Classifier Accuracy

	OpSpam				Yelp	
	BoW		word2vec		BoW	word2vec
	5-Fold	Bootstrap	5-Fold	Bootstrap		
FFNN	0.888	0.883	0.587	0.605	0.708	0.704
CNN	0.669	0.639	0.800	0.822	0.722	0.731
LSTM	0.876	0.876	0.761	0.769	0.731	0.727

Table 2: Neural classifier accuracy using bag-of-words (BoW) and non-contextual (word2vec) word embeddings

	TensorFlow	PyTorch
K-Fold	0.891	0.862
Bootstrap	0.905	0.867

Table 3: Accuracy performance of BERT implementations in TensorFlow and PyTorch (OpSpam)

views over time. This information can be used to spot unusual behaviour at a given time, such as a sudden increase in activity, where that activity is creating a positive or negative rating score. The aim of this web application is to highlight the ability of our models to detect fake reviews, and allows interactions that drill down on specific details such as the impact of individual words on the overall evaluation. Additional features enrich the evaluation by performing statistical analysis on the users who wrote the retrieved reviews. We use badges to show the significance of this analysis, where a badge is given to show a deceptive or genuine indicator. Reviews can receive badges for the user’s average review length, standard deviation of review scores and maximum number of reviews in one day. This adds a layer of transparency to the data, allowing us to give a more informative verdict on the review itself.

The models developed in this research are publicized through our API. The web application provides an option to set the model used in requests, providing easy access to experimentation. This is an open-source⁵ project implemented in the React⁶ Javascript web interface library and Flask⁷

⁵<https://github.com/CPSSD/LUCAS>

⁶<https://reactjs.org>

⁷<http://flask.pocoo.org>

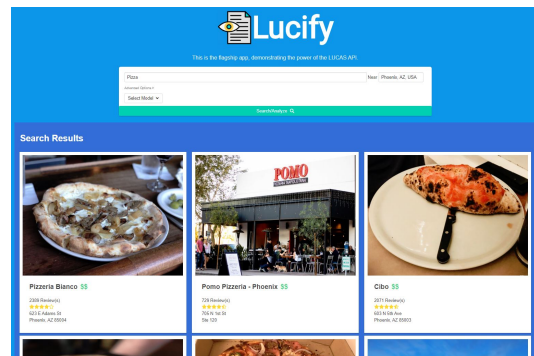


Figure 2: Search page of web interface.

Python server library respectively.

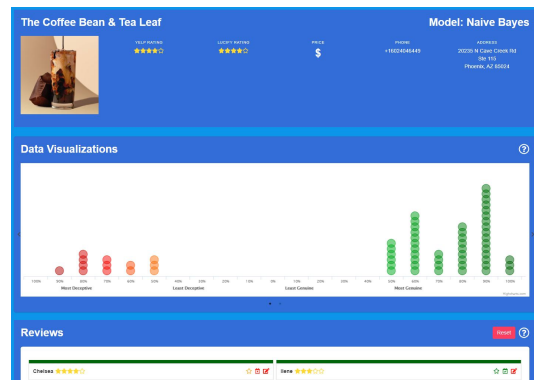


Figure 3: Sample Visualization of Reviews

6 Conclusion

We have conducted a series of classification experiments on two freely available deceptive review datasets. The dataset created by crowd-sourcing deceptive reviews results in an easier task than the real-world, potentially noisy, dataset produced by Yelp. On the Yelp dataset, we find that features

that encode reviewer behaviour are important in both a neural and non-neural setting. The best performance on the OpSpam dataset, which is competitive with the state-of-the-art, is achieved by fine-tuning with BERT. Future work involves understanding the relatively poor performance of the pretrained non-contextual embeddings, and experimenting with conditional, more efficient generative adversarial networks.

Acknowledgments

We thank the reviewers for their helpful comments. The work presented in this paper is the final year project of the first three authors, conducted as part of their undergraduate degree in Computational Problem Solving and Software Development in Dublin City University. We thank the ADAPT Centre for Digital Content Technology for providing computing resources. The ADAPT Centre for Digital Content Technology is funded under the Science Foundation Ireland Research Centres Programme (Grant 13/RC/2106) and is co-funded under the European Regional Development Fund.

References

- H. Aghakhani, A. Machiry, S. Nilizadeh, C. Kruegel, and G. Vigna. 2018. [Detecting deceptive reviews using generative adversarial networks](#). In *2018 IEEE Security and Privacy Workshops (SPW)*, pages 89–95.
- Georgios Askalidis and Edward Malthouse. 2016. [The value of online customer reviews](#). In *Proceedings of the ACM conference on Recommender Systems*.
- John Blitzer, Mark Dredze, and Fernando Pereira. 2007. [Biographies, bollywood, boom-boxes and blenders: Domain adaptation for sentiment classification](#). In *Proceedings of the 45th annual meeting of the association of computational linguistics*, pages 440–447.
- Corinna Cortes and Vladimir Vapnik. 1995. [Support-vector networks](#). *Machine Learning*, 20(3):273–297.
- Jacob Devlin, Ming-Wei Chang, Kenton Lee, and Kristina Toutanova. 2018. [BERT: pre-training of deep bidirectional transformers for language understanding](#). *CoRR*, abs/1810.04805.
- Song Feng, Ritwik Banerjee, and Yejin Choi. 2012. [Syntactic stylometry for deception detection](#). In *Proceedings of the 50th Annual Meeting of the Association for Computational Linguistics (Volume 2: Short Papers)*, pages 171–175, Jeju Island, Korea. Association for Computational Linguistics.
- Ángel Hernández-Castañeda, Hiram Calvo, Alexander Gelbukh, and Jorge J. Flores. 2017. [Cross-domain deception detection using support vector networks](#). *Soft Comput.*, 21(3):585–595.
- Sepp Hochreiter and Jürgen Schmidhuber. 1997. [Long short-term memory](#). *Neural Comput.*, 9(8):1735–1780.
- Alon Jacovi, Oren Sar Shalom, and Yoav Goldberg. 2018. [Understanding convolutional neural networks for text classification](#). pages 56–65.
- Nitin Jindal and Bing Liu. 2007. [Review spam detection](#). In *Proceedings of the 16th International Conference on World Wide Web, WWW '07*, pages 1189–1190, New York, NY, USA. ACM.
- Yoon Kim. 2014. [Convolutional neural networks for sentence classification](#). In *Proceedings of the 2014 Conference on Empirical Methods in Natural Language Processing (EMNLP)*, pages 1746–1751, Doha, Qatar. Association for Computational Linguistics.
- Ron Kohavi. 1995. [A study of cross-validation and bootstrap for accuracy estimation and model selection](#). In *Proceedings of the 14th International Joint Conference on Artificial Intelligence - Volume 2, IJCAI'95*, pages 1137–1143, San Francisco, CA, USA. Morgan Kaufmann Publishers Inc.
- Naveen Kumar, Deepak Venugopal, Liangfei Qiu, and Subodha Kumar. 2018. [Detecting review manipulation on online platforms with hierarchical supervised learning](#). *Journal of Management Information Systems*, 35(1):350–380.
- Theodoros Lappas, Gaurav Sabnis, and Georgios Valkanas. 2016. [The impact of fake reviews on online visibility: A vulnerability assessment of the hotel industry](#). *Information Systems Research*, 27:940–961.
- Quoc V. Le and Tomas Mikolov. 2014. [Distributed representations of sentences and documents](#). In *Proceedings of the 31th International Conference on Machine Learning, ICML 2014, Beijing, China, 21-26 June 2014*, pages 1188–1196.
- Yann LeCun and Yoshua Bengio. 1998. [Convolutional networks for images, speech, and time series](#). pages 255–258. MIT Press, Cambridge, MA, USA.
- Michael Luca and Georgios Zervas. 2016. [Fake it till you make it: Reputation, competition, and yelp review fraud](#). *Management Science*, 62:3412–3427.
- Ewa Maslowska, Edward C. Malthouse, and Vijay Viswanathan. 2017. [Do customer reviews drive purchase decisions? the moderating roles of review exposure and price](#). *Decis. Support Syst.*, 98(C):1–9.
- Myle Ott, Yejin Choi, Claire Cardie, and Jeffrey T. Hancock. 2011. [Finding deceptive opinion spam by any stretch of the imagination](#). In *Proceedings*

of the 49th Annual Meeting of the Association for Computational Linguistics: *Human Language Technologies*, pages 309–319, Portland, Oregon, USA. Association for Computational Linguistics.

James W Pennebaker, Ryan L Boyd, Kayla Jordan, and Kate Blackburn. 2015. [The development and psychometric properties of liwc2015](#). Technical report.

Shebuti Rayana and Leman Akoglu. 2015. [Collective opinion spam detection: Bridging review networks and metadata](#). In *Proceedings of the 21th ACM SIGKDD International Conference on Knowledge Discovery and Data Mining, KDD '15*, pages 985–994, New York, NY, USA. ACM.

Gray Stanton and Athirai Aravazhi Irissappane. 2019. [Gans for semi-supervised opinion spam detection](#). *CoRR*, abs/1903.08289.

Zehui Wang, Yuzhu Zhang, and Tianpei Qian. 2017. [Fake review detection on yelp](#).

Zhenni You, Tiejun Qian, and Bing Liu. 2018. [An attribute enhanced domain adaptive model for cold-start spam review detection](#). In *Proceedings of the 27th International Conference on Computational Linguistics*, pages 1884–1895, Santa Fe, New Mexico, USA. Association for Computational Linguistics.