

On Model Identification and Out-of-Sample Prediction of Principal Component Regression: Applications to Synthetic Controls

Anish Agarwal*
MIT

Devavrat Shah
MIT

Dennis Shen
University of California, Berkeley

Abstract

We analyze principal component regression (PCR) in a high-dimensional error-in-variables setting with fixed design. Under suitable conditions, we show that PCR consistently identifies the unique model with minimum ℓ_2 -norm and is near minimax optimal. These results enable us to establish non-asymptotic out-of-sample prediction guarantees that improve upon the best known rates. In our analysis, we introduce a natural linear algebraic condition between the in- and out-of-sample covariates, which allows us to avoid distributional assumptions. Our simulations illustrate the importance of this condition for generalization, even under covariate shifts. As a byproduct, our results also lead to novel results for the synthetic controls literature, a leading approach for policy evaluation. In particular, our minimax results suggest the attractiveness of PCR based methods amongst the numerous variants. To the best of our knowledge, our prediction guarantees for the fixed design setting have been elusive in both the high-dimensional error-in-variables and synthetic controls literatures.

Keywords: fixed design; error-in-variables; high-dimensional; covariate shift; missing data

*The authors graciously thank Dogyoon Song, Peng Ding, and various members within MIT's Laboratory for Information and Decision Systems (LIDS) for fruitful discussions and guidance.

1 Introduction

We consider error-in-variables regression in a high-dimensional setting with fixed design. Formally, we observe a labeled dataset of size n , denoted as $\{(y_i, \mathbf{z}_i) : i \leq n\}$. Here, $y_i \in \mathbb{R}$ is the response variable and $\mathbf{z}_i \in \mathbb{R}^p$ is the observed covariate. For any $i \geq 1$, we posit that

$$y_i = \langle \mathbf{x}_i, \boldsymbol{\beta}^* \rangle + \varepsilon_i, \quad (1)$$

where $\boldsymbol{\beta}^* \in \mathbb{R}^p$ is the unknown model parameter, $\mathbf{x}_i \in \mathbb{R}^p$ is a fixed covariate, and $\varepsilon_i \in \mathbb{R}$ is the response noise. Unlike traditional settings where $\mathbf{z}_i = \mathbf{x}_i$, the error-in-variables setting reveals a corrupted version of the covariate \mathbf{x}_i . Precisely, for any $i \geq 1$, let

$$\mathbf{z}_i = (\mathbf{x}_i + \mathbf{w}_i) \circ \boldsymbol{\pi}_i, \quad (2)$$

where $\mathbf{w}_i \in \mathbb{R}^p$ is the covariate measurement noise and $\boldsymbol{\pi}_i \in \{0, 1\}^p$ is a binary observation mask with \circ denoting component-wise multiplication. Further, we consider a high-dimensional setting where n and p are growing with n possibly much smaller than p .

We analyze the classical method of principal component regression (PCR) within this framework. PCR is a two-stage process: first, PCR “de-noises” the observed in-sample covariate matrix $\mathbf{Z} = [\mathbf{z}_i^T] \in \mathbb{R}^{n \times p}$ via principal component analysis (PCA), i.e., PCR replaces \mathbf{Z} by its low-rank approximation. Then, PCR regresses $\mathbf{y} = [y_i] \in \mathbb{R}^n$ on the low-rank approximation to produce the model estimate $\hat{\boldsymbol{\beta}}$.

In a nutshell, we set out to answer the following questions about PCR:

Q1: *“In the case of $p > n$, is there a model that PCR consistently identifies?”*

Q2: *“Given deterministic, corrupted, and partially observed out-of-sample covariates, can PCR recover the expected responses?”*

1.1 Contributions

Model identification. Regarding Q1, we prove that PCR consistently identifies the projection of the model parameter onto the linear space generated by the underlying covariates. This corresponds to the unique minimum ℓ_2 -norm model, which is sufficient for the purposes of prediction. Further, we provide a minimax lower bound for parameter estimation that establishes PCR to be near optimal.

Out-of-sample prediction. For Q2, we leverage our results for Q1 to establish non-asymptotic out-of-sample prediction guarantees that improve upon the best known rates. Notably, these results are novel for the fixed design setting. In our analysis, we introduce a natural linear algebraic condition between the in- and out-of-sample data, which allows us to avoid making distributional assumptions on the underlying covariates that are common in the literature. We illustrate the importance of this condition through extensive simulations.

Applications to synthetic controls. Our responses to Q1–Q2 lead to novel results for the synthetic controls literature, a popular framework for policy evaluation (Abadie and Gardeazabal, 2003; Abadie et al., 2010), in two key ways. First, our minimax results suggest the attractiveness of PCR based methods, e.g., Amjad et al. (2018, 2019), amongst the numerous variants of synthetic controls estimators available to practitioners. Second, to the best of our knowledge, we provide the first counterfactual ℓ_2 -prediction guarantees for the entire counterfactual trajectory in a fixed design setting for the synthetic controls literature.

1.2 Organization

Section 2 describes our problem setup. Section 3 details the PCR algorithm. Section 4 tackles Q1–Q2. Section 5 reports on simulation studies. Section 6 contextualizes our findings within the synthetic controls framework. Section 7 discusses related works from the error-in-variables, PCR, and functional PCA/PCR literatures. Section 8 offers directions for future research. We relegate all mathematical proofs to the appendix.

2 Setup

We formally describe our problem setup and operating assumptions.

2.1 Observation Model

As described in Section 1, we have access to n labeled observations $\{(y_i, \mathbf{z}_i) : i \leq n\}$, which we refer to as our in-sample (train) data; recall that \mathbf{x}_i corresponds to the latent covariate with respect to \mathbf{z}_i . Collectively, we assume (1) and (2) are satisfied. In addition, we observe $m \geq 1$ unlabeled out-of-sample (test) covariates. For $i \in \{n + 1, \dots, n + m\}$, we observe the noisy covariates \mathbf{z}_i , which correspond to the latent covariates \mathbf{x}_i , but we do not have access to the associated response variables y_i .

Throughout, let $\mathbf{X} = [\mathbf{x}_i^T : i \leq n] \in \mathbb{R}^{n \times p}$ and $\mathbf{X}' = [\mathbf{x}_i^T : i > n] \in \mathbb{R}^{m \times p}$ represent the underlying train and test covariates, respectively. Similarly, let $\mathbf{Z} = [\mathbf{z}_i^T : i \leq n] \in \mathbb{R}^{n \times p}$ and $\mathbf{Z}' = [\mathbf{z}_i^T : i > n] \in \mathbb{R}^{m \times p}$ represent their noisy and partially observed counterparts.

2.2 Modeling Assumptions

We make the following assumptions.

Assumption 2.1 (Bounded covariates). $\|\mathbf{X}\|_{\max} \leq 1$, $\|\mathbf{X}'\|_{\max} \leq 1$.

Assumption 2.2 (Covariate rank). $\text{rank}(\mathbf{X}) = r$, $\text{rank}(\mathbf{X}') = r'$.

Assumption 2.3 (Response noise). $\{\boldsymbol{\varepsilon}_i : i \leq n\}$ are a sequence of independent mean zero subgaussian random variables with $\|\boldsymbol{\varepsilon}_i\|_{\psi_2} \leq \sigma$.

Assumption 2.4 (Covariate noise and missing values). $\{\mathbf{w}_i : i \leq n + m\}$ are a sequence of independent mean zero subgaussian random vectors with $\|\mathbf{w}_i\|_{\psi_2} \leq K$ and $\|\mathbb{E}[\mathbf{w}_i \otimes \mathbf{w}_i]\|_2 \leq \gamma^2$. Further, $\boldsymbol{\pi}_i \in \{1, \text{NA}\}^p$ where NA denotes a missing value, is a vector of independent Bernoulli variables with parameter $\rho \in (0, 1]$.

Assumption 2.5 (Subspace inclusion). The rowspace of \mathbf{X}' is contained within that of \mathbf{X} , i.e., $\text{rowspan}(\mathbf{X}') \subseteq \text{rowspan}(\mathbf{X})$.

We note that $\boldsymbol{\varepsilon}_i$, \mathbf{w}_i , $\boldsymbol{\pi}_i$ are mutually independent. We also reemphasize that \mathbf{X} and \mathbf{X}' are deterministic design points. As noted in Shao and Deng (2012), estimation in high-dimensional regimes with fixed designs is very different from those with random designs due to the identifiability of the model parameter.

3 Principal Component Regression

3.1 Description of Algorithm

We describe PCR, as introduced in Jolliffe (1982), with a slight variation to handle missing data. To this end, we replace all missing values (NA) in the covariate matrices with zero.

I: Model identification. Let $\hat{\rho}$ denote the fraction of observed entries in \mathbf{Z} . Let $\tilde{\mathbf{Z}} = (1/\hat{\rho})\mathbf{Z} = \sum_{i=1}^{n \wedge p} \hat{s}_i \hat{\mathbf{u}}_i \otimes \hat{\mathbf{v}}_i$, where $\hat{s}_i \in \mathbb{R}$ are the singular values and $\hat{\mathbf{u}}_i \in \mathbb{R}^n, \hat{\mathbf{v}}_i \in \mathbb{R}^p$ are the left and right singular vectors, respectively. For a given hyperparameter $k \in [n \wedge p]$,

$$\hat{\boldsymbol{\beta}} = \left(\sum_{i=1}^k (1/\hat{s}_i) \hat{\mathbf{v}}_i \otimes \hat{\mathbf{u}}_i \right) \mathbf{y}. \quad (3)$$

II: Out-of-sample prediction. Let $\hat{\rho}'$ denote the proportion of observed entries in \mathbf{Z}' . Let $\tilde{\mathbf{Z}}' = (1/\hat{\rho}')\mathbf{Z}' = \sum_{i=1}^{m \wedge p} \hat{s}'_i \hat{\mathbf{u}}'_i \otimes \hat{\mathbf{v}}'_i$, where $\hat{s}'_i \in \mathbb{R}$ are the singular values and $\hat{\mathbf{u}}'_i \in \mathbb{R}^m, \hat{\mathbf{v}}'_i \in \mathbb{R}^p$ are the left and right singular vectors, respectively. Given algorithmic parameter $\ell \in [m \wedge p]$, let $\tilde{\mathbf{Z}}'^{\ell} = \sum_{i=1}^{\ell} \hat{s}'_i \hat{\mathbf{u}}'_i \otimes \hat{\mathbf{v}}'_i$, and define the test response estimates as $\hat{\mathbf{y}}' = \tilde{\mathbf{Z}}'^{\ell} \hat{\boldsymbol{\beta}}$.

If the responses are known to belong to a bounded interval, say $[-b, b]$ for some $b > 0$, then the entries of $\hat{\mathbf{y}}'$ are truncated as follows: for every $i > n$,

$$\hat{y}_i = \begin{cases} -b & \text{if } \hat{y}_i < -b, \\ \hat{y}_i & \text{if } -b \leq \hat{y}_i \leq b, \\ b & \text{if } \hat{y}_i > b. \end{cases}$$

3.2 Properties of PCR

We state a few useful properties of PCR that we use extensively. These are well-known results that are discussed in Chapter 17 of Roman (2008) and Chapter 6.3 of Strang (2006).

Property 3.1. Let $\tilde{\mathbf{Z}}^k = \sum_{i=1}^k \hat{s}_i \hat{\mathbf{u}}_i \otimes \hat{\mathbf{v}}_i$. Then $\hat{\boldsymbol{\beta}}$, as given in (3), also satisfies

1. $\hat{\boldsymbol{\beta}}$ is the unique solution of the following program:

$$\text{minimize } \|\boldsymbol{\beta}\|_2 \quad \text{over } \boldsymbol{\beta} \in \mathbb{R}^p$$

$$\text{such that } \boldsymbol{\beta} \in \arg \min_{\boldsymbol{\beta}' \in \mathbb{R}^p} \|\mathbf{y} - \tilde{\mathbf{Z}}^k \boldsymbol{\beta}'\|_2^2.$$

2. $\hat{\beta} \in \text{rowspan}(\tilde{\mathbf{Z}}^k)$.

3.3 Applying PCR in Practice

In general, the ideal number of principal components k is not known a priori. This is a well-studied problem in the low-rank matrix estimation literature and there exists a suite of principled methods to choose k . These include visual inspections of the plotted singular values (Cattell, 1966), cross-validation (Wold, 1978; Owen and Perry, 2009), Bayesian methods (Hoff, 2007), and “universal” thresholding schemes that preserve singular values above a precomputed threshold (Chatterjee, 2015; Gavish and Donoho, 2014).

A common argument for these approaches is rooted in the underlying assumption that the smallest non-zero singular value of the signal \mathbf{X} is well-separated from the largest singular value of the noise \mathbf{W} . Specifically, under reasonable signal-to-noise (SNR) scenarios, Weyl’s inequality implies that a “sharp” threshold or gap should exist between the top r singular values and remaining singular values of the observed data $\tilde{\mathbf{Z}}$. This gives rise to a natural “elbow” point, shown in Figure 1, and suggests choosing a threshold within this gap. As such, a practitioner can simply plot the singular values of $\tilde{\mathbf{Z}}$ and look for the elbow structure to decide if PCR is suitable for the application at hand. We formalize a notion of the SNR ratio in (4) and establish our results in the following section with respect to this quantity.

4 Main Results

This section responds to Q1–Q2. To this end, we denote $C_{\text{noise}} > 0$ as any constant that depends only on (K, γ, σ) , and $C, c > 0$ as absolute constants. The values of C_{noise}, C , and c may change from line to line or even within a line.

4.1 Model Identification

Q1: “In the case of $p > n$, is there a model that PCR identifies consistently?”

Recall that the high-dimensional framework allows for infinitely many models to satisfy (1). Among all feasible models, we find that PCR recovers the unique model with minimum ℓ_2 -norm, i.e., $\beta^* \in \text{rowspan}(\mathbf{X})$. This particular model is arguably sufficient for prediction since every element in the nullspace of \mathbf{X} is mapped to zero (Shao and Deng, 2012).

From Property 3.1, we recall that PCR enforces $\hat{\beta} \in \text{rowspan}(\tilde{\mathbf{Z}}^k)$. Hence, if $k = r$ and the rowspace of $\tilde{\mathbf{Z}}^r$ is “close” to the rowspace of \mathbf{X} , then $\hat{\beta} \approx \beta^*$. The “noise” in \mathbf{Z} arises from the missingness pattern induced by π_i and the measurement error \mathbf{W} ; meanwhile, the “signal” in \mathbf{Z} arises from \mathbf{X} , where its strength is captured by the magnitude of its singular values. Accordingly, we define the “signal-to-noise” ratio as

$$\text{snr} := \frac{\rho s_r}{\sqrt{n} + \sqrt{p}}. \quad (4)$$

Here, s_r is the smallest nonzero singular value of \mathbf{X} , ρ determines the fraction of observed entries, and $\sqrt{n} + \sqrt{p}$ is induced by the perturbation in the singular values from \mathbf{W} . As one would expect, the signal strength s_r scales linearly with ρ . From standard concentration results for sub-gaussian matrices, it follows that $\|\mathbf{W}\|_2 = \tilde{O}(\sqrt{n} + \sqrt{p})$ (see Lemma C.8). With this notation, we state the main result.

Theorem 4.1. *Let Assumptions 2.1–2.4 hold. Consider $\beta^* \in \text{rowspan}(\mathbf{X})$ and PCR with $k = r$. Let (i) $\rho \geq c \frac{\log^2(np)}{np}$, (ii) $\text{snr} \geq C_{\text{noise}}$, (iii) $\|\beta^*\|_2 = \Omega(1)$, (iv) $\|\beta^*\|_1 = O(\sqrt{p})$. Then with probability at least $1 - O(1/(np)^{10})$,*

$$\|\hat{\beta} - \beta^*\|_2^2 \leq C_{\text{noise}} \log(np) \cdot \left(\frac{r \|\beta^*\|_2^2}{\text{snr}^2} + \frac{\|\beta^*\|_1^2}{\text{snr}^4} \right). \quad (5)$$

For added interpretability, we suppress dependencies on K, γ, σ for the following discussion. Theorem 4.1 implies that a sufficient condition for consistency is

$$\frac{\text{snr}}{\sqrt{r \log(np)} \|\boldsymbol{\beta}^*\|_2 \vee \log^{1/4}(np) \|\boldsymbol{\beta}^*\|_1^{1/2}} \rightarrow \infty.$$

Put differently, if the snr is growing sufficiently fast, i.e., $\text{snr} = \omega(\sqrt{\log(np)})$, then PCR recovers $\boldsymbol{\beta}^*$. Conversely, if $\text{snr} = O(1)$, then Theorem 4.2 below states that the parameter estimation error is lower bounded by an absolute constant. In this sense, Theorem 4.1 is nearly tight. The key to establishing the following result is to show that the Gaussian location model problem (Wu, 2020) is an instance of error-in-variables regression.

Theorem 4.2. *Let $n = O(p)$ and $\text{snr} = O(1)$. Then,*

$$\inf_{\hat{\boldsymbol{\beta}}} \sup_{\boldsymbol{\beta}^* \in \mathbb{B}_2} \mathbb{E} \|\hat{\boldsymbol{\beta}} - \boldsymbol{\beta}^*\|_2^2 = \Omega(1),$$

where $\mathbb{B}_2 = \{\boldsymbol{v} \in \mathbb{R}^p : \|\boldsymbol{v}\|_2 \leq 1\}$.

The minimax bound in Theorem 4.2 utilizes $\rho = 1$ and does not capture the refined dependence on ρ . Observe that (4) and (5) suggest that the error decays as ρ^{-4} . While this dependency on ρ may not be optimal, similar dependencies have appeared in error bounds within the error-in-variables literature, e.g., Loh and Wainwright (2012) and references therein. Establishing the optimal dependence with respect to ρ remains as interesting future work. Returning to Theorem 4.1, if $\text{snr} = \Omega(\rho \sqrt{(n \wedge p)/r})$, then (5) simplifies as

$$\|\hat{\boldsymbol{\beta}} - \boldsymbol{\beta}^*\|_2^2 \leq \frac{C_{\text{noise}} r^2 \log np}{\rho^4 (n \wedge p)} \|\boldsymbol{\beta}^*\|_2^2. \quad (6)$$

We now describe a natural setting for which the conditions leading to (6) hold. Towards this, we introduce the following assumption and discuss its meaning in Section 7.3.

Assumption 4.1 (Balanced spectra: in-sample covariates). *The r nonzero singular values s_i of \mathbf{X} satisfy $s_i = \Theta(\sqrt{np/r})$.*

Corollary 4.1. *Let the setup of Theorem 4.1 and Assumption 4.1 hold. Then with probability at least $1 - O(1/(np)^{10})$, (6) holds.*

Proof. By Assumption 4.1, we have $s_r = \Theta(\sqrt{\frac{np}{r}})$. This yields

$$\text{snr} = \frac{\rho s_r}{\sqrt{n} + \sqrt{p}} \geq \frac{c\rho\sqrt{np}}{\sqrt{r(n+p)}} \geq c\rho\sqrt{(n \wedge p)/r},$$

i.e., $\text{snr} = \Omega(\rho\sqrt{(n \wedge p)/r})$. Using this lower bound on snr , the assumptions $\|\boldsymbol{\beta}^*\|_2 = \Omega(1)$ and $\|\boldsymbol{\beta}^*\|_1 = O(\sqrt{p})$, and simplifying (5), we complete the proof of Corollary 4.1. \square

4.2 Out-of-sample Prediction

Q2: “Given deterministic, corrupted, and partially observed out-of-sample covariates, can PCR recover the expected responses?”

Towards answering Q2, we define PCR’s out-of-sample (test) prediction error as

$$\text{MSE}_{\text{test}} := \frac{1}{m} \sum_{i=1}^m (\hat{y}_{n+i} - \langle \mathbf{x}_{n+i}, \boldsymbol{\beta}^* \rangle)^2. \quad (7)$$

We define some more useful quantities. Let $s_\ell, s'_\ell \in \mathbb{R}$ be the ℓ -th singular values of \mathbf{X} and \mathbf{X}' , respectively. Recall from Section 3 that $\hat{s}_\ell, \hat{s}'_\ell$ are the ℓ -th singular values of $\tilde{\mathbf{Z}}$ and $\tilde{\mathbf{Z}}'$, respectively. Analogous to (4), we define a signal-to-noise ratio for the test covariates:

$$\text{snr}_{\text{test}} := \frac{\rho s'_{r'}}{\sqrt{m} + \sqrt{p}}. \quad (8)$$

Next, we bound MSE_{test} in probability and in expectation with respect to these quantities.

For ease of notation, we define $n_{\min} = n \wedge m$ and $n_{\max} = n \vee m$.

Theorem 4.3. *Let the setup of Theorem 4.1 and Assumption 2.5 hold. Consider PCR with $\ell = r'$. Let $\rho \geq c \frac{\log^2(mp)}{mp}$. Then, with probability at least $1 - O(1/(n_{\min}p)^{10})$,*

$$\text{MSE}_{\text{test}} \leq C_{\text{noise}} \log(n_{\max}p) \left(\frac{r \left(1 \vee \frac{p}{m}\right) \|\boldsymbol{\beta}^*\|_1^2}{\rho^2 \text{snr}^2} + \frac{r(n \vee p) \|\boldsymbol{\beta}^*\|_1^2}{\text{snr}^4} + \frac{r \|\boldsymbol{\beta}^*\|_1^2}{\text{snr}_{\text{test}}^2 \wedge m} + \frac{\sqrt{n} \|\boldsymbol{\beta}^*\|_1}{\text{snr}^2} \right).$$

Further, for all $i > n$, if $\langle \mathbf{x}_i, \boldsymbol{\beta}^* \rangle \in [-b, b]$ and $\hat{\mathbf{y}}'$ is appropriately truncated, then

$$\mathbb{E}[\text{MSE}_{\text{test}}] \leq C_{\text{noise}} r \log(n_{\max}p) \left(\frac{1 \vee \frac{p}{m}}{\rho^2 \text{snr}^2} + \frac{n \vee p}{\text{snr}^4} + \frac{1}{\text{snr}_{\text{test}}^2 \wedge m} \right) \|\boldsymbol{\beta}^*\|_1^2 + \frac{Cb^2}{(n_{\min}p)^{10}}.$$

For interpretability, we suppress dependencies on (K, γ, σ) , and assume $p = \Theta(m)$ with $m \rightarrow \infty$. One can then verify that Theorem 4.3 implies that sufficient conditions for PCR's expected test prediction error to vanish are

$$\frac{\rho \text{snr} \wedge \text{snr}_{\text{test}}}{\sqrt{r \log(n_{\max}p)} \|\boldsymbol{\beta}^*\|_1} \rightarrow \infty \quad \text{and} \quad \frac{\text{snr}}{(r(n \vee p) \log(np))^{1/4} \|\boldsymbol{\beta}^*\|_1^{1/2}} \rightarrow \infty.$$

As with Theorem 4.1, we specialize Theorem 4.3 in Corollary 4.2 to the setting where $\text{snr} = \Omega(\rho \sqrt{(n \wedge p)/r})$ and $\text{snr}_{\text{test}} = \Omega(\rho \sqrt{(m \wedge p)/r})$. A sufficient condition for the lower bound on snr_{test} is provided in Assumption 4.2.

Assumption 4.2 (Balanced spectra: out-of-sample covariates). *The r' nonzero singular values s'_i of \mathbf{X}' satisfy $s'_i = \Theta(\sqrt{mp/r'})$.*

Corollary 4.2. *Let the setup of Corollary 4.1 and Theorem 4.3 hold. Further, let Assumption 4.2 hold. Then with probability at least $1 - O(1/(n_{\min}p)^{10})$,*

$$\text{MSE}_{\text{test}} \leq \frac{C_{\text{noise}} r^3 \log(n_{\max}p)}{\rho^4} \left(\left(\frac{1 \vee \frac{p}{m}}{n \wedge p} + \frac{n \vee p}{(n \wedge p)^2} + \frac{1}{m} \right) \|\boldsymbol{\beta}^*\|_1^2 + \left(\frac{\sqrt{n}}{n \wedge p} \right) \|\boldsymbol{\beta}^*\|_1 \right).$$

Further,

$$\mathbb{E}[\text{MSE}_{\text{test}}] \leq \frac{C_{\text{noise}} r^3 \log(n_{\max}p)}{\rho^4} \left(\frac{1 \vee \frac{p}{m}}{n \wedge p} + \frac{n \vee p}{(n \wedge p)^2} + \frac{1}{m} \right) \|\boldsymbol{\beta}^*\|_1^2 + \frac{Cb^2}{(n_{\min}p)^{10}}.$$

Proof. Using identical arguments to those used in the proof of Corollary 4.1, we have that Assumption 4.1 implies $\text{snr} \geq c\rho\sqrt{(n \wedge p)/r}$, and Assumptions 2.5 and 4.2 imply $\text{snr}_{\text{test}} \geq c\rho\sqrt{(m \wedge p)/r}$. Plugging these bounds into Theorem 4.3 completes the proof. \square

For the following discussion, we suppress dependencies on (K, γ, σ, r) and log factors, assume $\rho = \Theta(1)$, and only consider the scaling with respect to (n, m, p) . Corollary 4.2 implies that if $p = o(nn_{\min})$ and $n = o(p^2)$,¹ then the out-of-sample prediction error vanishes to zero both in expectation and w.h.p., as $n, m, p \rightarrow \infty$. If we make the additional assumption that $n = \Theta(p)$ and $p = \Theta(m)$, then the error scales as $\tilde{O}(1/n)$ in expectation. This improves upon the best known rate of $\tilde{O}(1/\sqrt{n})$, established in Agarwal et al. (2019, 2021); notably, these works do not provide a high probability bound. We re-emphasize that our setting considers fixed design points, thus our generalization error bounds do not rely on distributional assumptions regarding \mathbf{X} and \mathbf{X}' . In contrast, Agarwal et al. (2019, 2021) require i.i.d. covariates to leverage standard Rademacher tools for their analyses. Finding the optimal relative scalings of (n, m, p) to achieve consistency remains future work.

4.2.1 A Complementary Perspective on Generalization

As discussed above, Theorem 4.3 and Corollary 4.2 do *not* require any distributional assumptions on the in- and out-of-sample covariates. Rather, our results rely on a purely linear algebraic condition given by Assumption 2.5. Intuitively, because we consider $\beta^* \in \text{rowspan}(\mathbf{X})$, it follows that generalization is achievable if the row space of the out-of-sample covariates lies within that of the in-sample covariates. As seen in our test error results and will see in our simulations in Section 5, Assumption 2.5 is a critical condition

¹Practically speaking, this condition is not binding. If $n = \Omega(p^2)$, then we can sample a subset of the training data to satisfy the condition. Hence, this condition is likely an artefact of our analysis.

that enables PCR to generalize even when the in- and out-of-sample data obey different distributions. Thus, Assumption 2.5 offers a complementary distribution-free perspective to generalization and has possible implications to learning with covariate shifts.

5 Illustrative Simulations

In this section, we present illustrative simulations to support our theoretical results. We provide details of the simulations in Appendix B.

5.1 PCR Identifies the Minimum ℓ_2 -norm Model

To see how Theorem 4.1 plays out in practice, we design a simulation on model identification.

Setup. For each $p \in \{128, 256, 512\}$, we first generate \mathbf{X} with $r = p^{\frac{1}{3}}$, $\boldsymbol{\beta}$, $\boldsymbol{\varepsilon}$, and \mathbf{W} . We then define $\mathbf{y} = \mathbf{X}\boldsymbol{\beta} + \boldsymbol{\varepsilon}$, $\mathbf{Z} = \mathbf{X} + \mathbf{W}$, and $\boldsymbol{\beta}^*$ as the projection of $\boldsymbol{\beta}$ onto $\text{rowspan}(\mathbf{X})$.

Results. We apply PCR on (\mathbf{y}, \mathbf{Z}) to learn a single model $\hat{\boldsymbol{\beta}}$. Figures 2a and 2b visualize the root-mean-squared-error (RMSE) of $\hat{\boldsymbol{\beta}}$ with respect to $\boldsymbol{\beta}^*$ and $\boldsymbol{\beta}$, respectively. As predicted by Theorem 4.1, the RMSE with respect to $\boldsymbol{\beta}^*$ roughly aligns for different values of p and decays to zero as the sample size increases. In contrast, the RMSE with respect to $\boldsymbol{\beta}$ stays roughly constant across different values of p . This reaffirms that PCR identifies the minimum ℓ_2 -norm model amongst all feasible models.

5.2 PCR is Robust to Covariate Shifts

We study the PCR's generalization properties, as predicted by Theorem 4.3, in the presence of covariate shifts, i.e., the in- and out-of-sample covariates follow different distributions.

Setup. We consider $n = m = p$. We generate \mathbf{X} as per distribution \mathcal{D}_1 . We then generate four different out-of-sample covariates as follows: (i) $\mathbf{X}'_1 \sim \mathcal{D}_1$, (ii) $\mathbf{X}'_2 \sim \mathcal{D}_2$, (iii) $\mathbf{X}'_3 \sim \mathcal{D}_3$, and (iv) $\mathbf{X}'_4 \sim \mathcal{D}_4$, where $\mathcal{D}_2, \mathcal{D}_3, \mathcal{D}_4$ are distinct distributions from one another and from \mathcal{D}_1 . Critically, Assumption 2.5 is satisfied between \mathbf{X} and \mathbf{X}'_i for every $i \in \{1, \dots, 4\}$. Next, we generate $\boldsymbol{\beta}$ and $\boldsymbol{\varepsilon}$, and define $\mathbf{y} = \mathbf{X}\boldsymbol{\beta} + \boldsymbol{\varepsilon}$. Using the same model $\boldsymbol{\beta}$, we define $\boldsymbol{\theta}'_i = \mathbf{X}'_i\boldsymbol{\beta}$. Finally, we sample \mathbf{W} and \mathbf{W}' to define $\mathbf{Z} = \mathbf{X} + \mathbf{W}$ and $\mathbf{Z}'_i = \mathbf{X}'_i + \mathbf{W}'$.

Results. We apply PCR on (\mathbf{y}, \mathbf{Z}) to learn a single model $\hat{\boldsymbol{\beta}}$. For each i , we construct $\hat{\mathbf{y}}'_i$ from the de-noised version of \mathbf{Z}'_i and $\hat{\boldsymbol{\beta}}$. Figure 3 displays the mean-squared-error (MSE) of $\hat{\mathbf{y}}'_i$ with respect to $\boldsymbol{\theta}'_i$. For each noise level, the MSE roughly aligns across the different out-of-sample cases. Thus, our results provide further evidence that PCR is robust to corrupted out-of-sample covariates and, perhaps more importantly, distribution shifts.

5.3 PCR Generalizes under Subspace Inclusion

This simulation is designed to compare the influence of subspace inclusion and distributional invariance (i.e., the in- and out-of-sample data obey the same distribution) on the generalization properties of PCR.

Setup. We consider $n = m = p$. We generate \mathbf{X} as per distribution \mathcal{D}_1 . We then generate two out-of-sample covariates: (i) $\mathbf{X}'_1 \sim \mathcal{D}_1$ but violate Assumption 2.5; (ii) $\mathbf{X}'_2 \sim \mathcal{D}_2$ with $\mathcal{D}_2 \neq \mathcal{D}_1$ but obeys Assumption 2.5. Next, we generate $\boldsymbol{\beta}$ and $\boldsymbol{\varepsilon}$ to define $\mathbf{y} = \mathbf{X}\boldsymbol{\beta} + \boldsymbol{\varepsilon}$. Using the same model $\boldsymbol{\beta}$, we define $\boldsymbol{\theta}'_i = \mathbf{X}'_i\boldsymbol{\beta}$ for $i \in \{1, 2\}$. Finally, we sample \mathbf{W} and \mathbf{W}' to define $\mathbf{Z} = \mathbf{X} + \mathbf{W}$ and $\mathbf{Z}'_i = \mathbf{X}'_i + \mathbf{W}'$.

Results. We apply PCR on (\mathbf{y}, \mathbf{Z}) to learn a single model $\hat{\boldsymbol{\beta}}$. For each i , we construct $\hat{\mathbf{y}}'_i$ from the de-noised version of \mathbf{Z}'_i and $\hat{\boldsymbol{\beta}}$. Figure 4 displays the MSE of $\hat{\mathbf{y}}'_i$ with respect

to θ'_i across varying levels of noise. The MSE is almost three orders of magnitude larger when Assumption 2.5 is violated even though the in- and out-of-sample covariates obey the same distribution. Our findings reinforce the conception that subspace inclusion—not distributional invariance—is the key structure necessary for PCR (and possibly other linear estimators) to generalize.

6 Synthetic Controls

This section contextualizes our results in Section 4 for synthetic controls (Abadie and Gardeazabal, 2003; Abadie et al., 2010), which has emerged as a leading approach for policy evaluation with observational data (Athey and Imbens, 2017). Towards this, we connect synthetic controls to (high-dimensional) error-in-variables regression with fixed design.

6.1 Synthetic Controls Framework

Consider a panel data format where observations of $p + 1$ units, indexed as $\{0, \dots, p\}$, are collected over $n + m$ time periods. Each unit i at time t is characterized by two potential outcomes, $Y_{ti}(1)$ and $Y_{ti}(0)$, corresponding to the outcomes under treatment and absence of treatment (i.e., control), respectively (Neyman, 1923; Rubin, 1974). For each unit, we observe their potential outcomes according to their treatment status, i.e., we either observe $Y_{ti}(0)$ or $Y_{ti}(1)$ —never both. Let Y_{ti} denote the observed outcome. For ease of exposition, we consider a single treated unit indexed by the zeroth unit and referred to as the target. We refer to the remaining units as the control group.

We observe all $p + 1$ units under control for the first n time periods. In the remaining m time periods, we continue to observe the control group without treatment but observe

the target unit with treatment. Precisely,

$$Y_{ti} = \begin{cases} Y_{ti}(0) & \text{for all } t \leq n \text{ and } i \geq 0, \\ Y_{ti}(0) & \text{for all } t > n \text{ and } i \geq 1, \\ Y_{ti}(1) & \text{for all } t > n \text{ and } i = 0. \end{cases}$$

We call the first n and final m time steps the pre- and post-treatment periods, respectively.

We encode the control units' pre- and post-treatment observations into $\mathbf{Z} = [Y_{ti} : t \leq n, i \geq 1] \in \mathbb{R}^{n \times p}$ and $\mathbf{Z}' = [Y_{ti} : t > n, i \geq 1] \in \mathbb{R}^{m \times p}$, respectively. We encode the target unit's pretreatment observations into $\mathbf{y} = [Y_{t0} : t \leq n] \in \mathbb{R}^n$. With these concepts in mind, we connect the synthetic controls framework to our setting of interest.

Out-of-sample prediction. Synthetic controls tackles the counterfactual question: “what would have happened to the target unit in the absence of treatment?”. Formally, the goal is to estimate the (expected) counterfactual vector $\mathbb{E}[\mathbf{y}'(0)]$, where $\mathbf{y}'(0) = [Y_{t0}(0) : t > n] \in \mathbb{R}^m$. Methodologically, this is answered by regressing \mathbf{y} on \mathbf{Z} and applying the regression coefficients $\hat{\beta}$ to \mathbf{Z}' to estimate the treated unit's expected potential outcomes under control during the post-treatment period. From this perspective, we identify that counterfactual estimation is precisely out-of-sample prediction.

Error-in-variables. As is typical in panel studies, potential outcomes are modeled as the addition of a latent factor model and a random variable in order to model measurement error and/or misspecification (Abadie, 2021). That is,

$$Y_{t0}(0) = \langle \mathbf{u}_t, \mathbf{v}_i \rangle + \varepsilon_{t0},$$

where $\mathbf{u}_t, \mathbf{v}_i \in \mathbb{R}^r$ represent latent time and unit features with r much smaller than (n, m, p) , and $\varepsilon_{t0} \in \mathbb{R}$ models the stochasticity. This is also known as an interactive fixed effects

model (Bai, 2009). Put differently, the observed matrices \mathbf{Z} and \mathbf{Z}' are viewed as noisy instantiations of $\mathbf{X} = \mathbb{E}[\mathbf{Z}]$ and $\mathbf{X}' = \mathbb{E}[\mathbf{Z}']$, which represent the matrices of latent expected potential outcomes, which are a function of the latent time and unit factors. Since $\hat{\boldsymbol{\beta}}$ is learned using \mathbf{Z} not \mathbf{X} , synthetic controls is an instance of error-in-variables regression.

Linear model. The underlying premise behind synthetic controls is that the target unit is a weighted composition of control units. In our setup, this translates more formally as the existence of a linear model $\boldsymbol{\beta}^* \in \mathbb{R}^p$ satisfying

$$\mathbb{E}[Y_{t0}(0)] = \sum_{i \geq 1} \beta_i^* \mathbb{E}[Y_{ti}(0)] \implies Y_{t0}(0) = \sum_{i \geq 1} \beta_i^* \mathbb{E}[Y_{ti}(0)] + \varepsilon_{t0}$$

for every $t \in [n + m]$, i.e. $\mathbf{y} = \mathbf{X}\boldsymbol{\beta}^* + \boldsymbol{\varepsilon}$, where $\boldsymbol{\varepsilon} = [\varepsilon_{t0} : t \leq n]$. We note that (Agarwal et al., 2021) establish that such a $\boldsymbol{\beta}^*$ exists w.h.p. if r is much smaller than (n, m, p) .

Fixed design. Several works in the literature, e.g., Agarwal et al. (2021), enforce the latent time factors to be sampled i.i.d. Subsequently, the pre- and post-treatment data under control are also i.i.d. In contrast, we consider a fixed design setting that avoids distributional assumptions on the expected potential outcomes. This allows us to model settings with underlying time trends or shifting ideologies, which are likely present in many panel studies.

6.2 Novel Guarantees for the Synthetic Controls Literature

With our connection established, we transfer our theoretical results to the synthetic controls framework. In particular, we analyze the robust synthetic controls (RSC) estimator of Amjad et al. (2018) and its extension in Amjad et al. (2019), which learns $\hat{\boldsymbol{\beta}}$ via PCR.

Model identification. Intuitively, $\boldsymbol{\beta}^*$ defines the synthetic control group. That is, the magnitude (and sign) of the i th entry specifies the contribution of the i th control unit in

the construction of the target unit. Theorem 4.1 establishes that RSC consistently identifies the unique synthetic control group with minimum ℓ_2 -norm. Theorem 4.2 then implies the near optimality of RSC in this respect, which may suggest its attractiveness amongst the many methodological variants in the literature.

Counterfactual estimation. We denote RSC’s estimate of the expected counterfactual trajectory as $\widehat{\mathbb{E}}[\mathbf{y}'(0)] = [\widehat{\mathbb{E}}[Y_{t0}(0)] : t > n]$. The counterfactual estimation error is then

$$\frac{1}{m} \|\widehat{\mathbb{E}}[\mathbf{y}'(0)] - \mathbb{E}[\mathbf{y}'(0)]\|_2^2, \quad (9)$$

which precisely corresponds to (7). Theorem 4.3 immediately leads to a vanishing bound on (9) as (n, m, p) grow. The exact finite-sample rates given in Theorem 4.3 improve upon the best known rate provided in Agarwal et al. (2021), which is only established in expectation and for random designs. To the best of our knowledge, Theorem 4.3 is also the first guarantee for fixed designs in the synthetic controls literature.

7 Related works

This section discusses related prior works from several literatures.

7.1 Principal Component Regression

Since its introduction in Jolliffe (1982), there have been several notable works analyzing PCR, including Bair et al. (2006); Chao et al. (2019); Agarwal et al. (2019, 2021). We pay particular attention to Agarwal et al. (2019, 2021) given their closeness to this article.

Model identification. Agarwal et al. (2019, 2021) purely focuses on prediction and thus, do not provide any results for model identification. This work not only proves that PCR

identifies the unique minimum ℓ_2 -norm model with non-asymptotic rates of convergence, but also provides a minimax lower bound that establishes the near optimality of PCR.

Out-of-sample prediction. Agarwal et al. (2019, 2021) shows that PCR’s out-of-sample prediction error decays as $\tilde{O}(1/\sqrt{n})$ when $m, p = \Theta(n)$. The authors conjecture that their “slow” rate is an artifact of Rademacher complexity arguments. By leveraging our model identification result, we prove the “fast” rate of $\tilde{O}(1/n)$.

Fixed design. Agarwal et al. (2019, 2021) considers a transductive learning setting, where *both* the in- and out-of-sample covariates are accessible upfront. Importantly, they assume i.i.d. covariates, which allows them to leverage the techniques of Rademacher complexity analyses to establish prediction error bounds. This work, in comparison, considers the classical supervised learning setup, where the out-of-sample covariates are not revealed during training. We also consider fixed designs where the in- and out-of-sample covariates do *not* need to obey the same distribution. Accordingly, we prove that PCR achieves consistent out-of-sample prediction in a distribution-free setting provided a natural linear algebraic constraint is satisfied between the in- and out-of-sample covariates (Assumption 2.5).

7.2 Functional Principal Component Analysis

We consider functional principal component analysis (fPCA), which generalizes PCA to infinite-dimensional operators (Yao et al., 2005; Hall et al., 2006; Li and Hsing, 2010; Descary et al., 2019). This literature often assumes access to n randomly sampled trajectories at p locations, which are carefully chosen from a grid with minor perturbations, forming an $n \times p$ data matrix, \mathbf{D} . $\mathbf{D}^T \mathbf{D}$ is the empirical proxy of the underlying covariance kernel that corresponds to these random trajectories. Under appropriate assumptions on the

trajectories, the $\mathbf{D}^T \mathbf{D}$ matrix can be represented as the additive sum of a low-rank matrix with a noise matrix. This resembles the low-rank matrix estimation problem with a key difference being that *all* entries here are fully observed. In Descary et al. (2019), the low-rank component is estimated by performing an explicit rank minimization, which is known to be computationally hard. The functional (or trajectory) approximation from this low-rank estimation is obtained by smoothing (or interpolation)—this is where the careful choice of locations in a grid plays an important role. The estimation error is provided with respect to the normalized Frobenius norm (i.e., Hilbert-Schmidt norm when discretized). Finally, we remark that the fPCA literature has thus far considered diverging n with fixed p or $n \gg p$.

In comparison, PCR utilizes hard singular value thresholding (HSVT), a popular method in the matrix estimation toolkit, to recover the low-rank matrix; such an approach is computationally efficient and even yields a closed form solution. As shown in Agarwal et al. (2021), PCR can be equivalently interpreted as HSVT followed by ordinary least squares. Hence, unlike the standard fPCA setup, PCR allows for missing values in the covariate matrix since HSVT recovers the underlying matrix in the presence of noisy and missing entries. Analytically, our model identification and prediction error guarantees rely on matrix recovery bounds with respect to the $\ell_{2,\infty}$ -norm, which is stronger than the Frobenius norm, i.e., $(1/\sqrt{np})\|\cdot\|_F \leq (1/\sqrt{n})\|\cdot\|_{2,\infty}$. Put differently, the typical Frobenius norm bound is insufficient to provide guarantees for PCR with error-in-variables. Finally, our setting allows for both $n \ll p$ and $n \gg p$; the current fPCA literature only allows for $n \gg p$.

In this view, our work offers several directions for research within the fPCA literature: (i) allow the sampling locations to be different across the n measurements, provided there is sufficient overlap; (ii) consider settings beyond $n \gg p$; (iii) extend fPCA guarantees for

computationally efficient methods like HSVT.

There has also been work on functional principal component regression (fPCR), which allows β^* to be an infinite-dimensional parameter. Notable works include Hall and Horowitz (2007) and Cai and Hall (2006), which consider the problems of model identification and prediction error, respectively. These works, however, do *not* allow for error-in-variables. As noted above, model identification and out-of-sample guarantees at the fast rate of $\tilde{O}(1/n)$ for PCR with error-in-variables in the finite-dimensional case has remained elusive. Extending these results for fPCR with error-in-variables remains interesting future work.

7.3 Error-in-Variables

There are numerous prominent works in the high-dimensional error-in-variables literature, including Loh and Wainwright (2012); Datta and Zou (2017); Rosenbaum and Tsybakov (2010, 2013); Belloni et al. (2017a,b); Chen and Caramanis (2012, 2013); Kaul and Koul (2015). Below, we highlight a few key points of comparison.

Out-of-sample prediction. By and large, this literature has focused on model identification. Accordingly, the algorithms in the works above are ill-equipped to produce reliable predictions given corrupted and partially observed out-of-sample covariates. Therefore, even if the true model β^* is known, it is unclear how prior results can be extended to establish generalization error bounds. This work shows PCR naturally handles these cases.

Knowledge of noise distribution. Many existing algorithms explicitly utilize knowledge of the underlying noise distribution to recover β^* . Typically, these algorithms perform corrections of the form $\mathbf{Z}^T \mathbf{Z} - \mathbb{E}[\mathbf{W}^T \mathbf{W}]$. To carry out this computation, one must assume access to either oracle knowledge of $\mathbb{E}[\mathbf{W}^T \mathbf{W}]$ or obtain a good data-driven estimator for it.

As Chen and Caramanis (2013) notes, such an estimator can be costly or simply infeasible in many practical settings. PCR does not require any such knowledge. Instead, the PCA subroutine within PCR *implicitly* de-noises the covariates. The trade-off is that our results only hold if the number of retained singular components k is chosen to be the rank of \mathbf{X} . Although there are numerous heuristics to aptly choose k , we leave a formal analysis of PCR when k is misspecified as a future line of inquiry.

Operating assumptions. Below, we compare our primary structural assumptions (Assumptions 2.2 and 4.1, 4.2) with canonical assumptions in the literature.

I: Low-rank vis-á-vis sparsity. Arguably, the most popularly endowed structure in high-dimensional regression is that the model parameter, β^* , is r -sparse. This work side-steps the sparsity assumption, but posits that the underlying in-sample covariate \mathbf{X} is described by r nonzero singular values. These two notions of sparsity are related. If $\text{rank}(\mathbf{X}) = r$, then there exists an r -sparse $\tilde{\beta}$ such that $\mathbf{X}\beta^* = \mathbf{X}\tilde{\beta}$ (Proposition 3.4 of Agarwal et al. (2021)); meanwhile, if β^* is r -sparse, then there exists a $\tilde{\mathbf{X}}$ of rank r that also provides equivalent responses. In this view, the two perspectives are complementary. From this, we argue that consistent estimation in high-dimensions requires some form of sparsity.

With that said, it is difficult to verify if the underlying model is sparse, but the low-rank assumption on \mathbf{X} can be examined through the singular values of \mathbf{Z} , as described in Section 3.3. It is also well-established that (approximately) low-rank matrices are abundant in real-world data science applications (Udell and Townsend, 2017, 2018; Xu, 2017).

II: Well-balanced spectra vis-á-vis restricted eigenvalue condition. The second common condition in the literature captures the amount of “information spread” across the rows and columns of \mathbf{X} , which leads to a bound its smallest singular value. This is referred to as

the restricted eigenvalue condition (see Definitions 1 and 2 in Loh and Wainwright (2012)), which is imposed on the empirical estimate of the covariance of \mathbf{X} . This work assumes the spectra of \mathbf{X} is well-balanced (Assumptions 4.1). This assumption is *not* necessary for consistent estimation. Rather, it is one condition that yields a reasonable SNR, which guarantees both model identification *and* vanishing out-of-sample prediction errors.

In many prior works, the restricted eigenvalue condition (and its variants) are shown to hold w.h.p. if the rows of \mathbf{X} are i.i.d. (or at least, independent) samples from a mean zero sub-gaussian distribution. This data generating process implies that the smallest and largest singular values of \mathbf{X} satisfy $\tilde{O}(\sqrt{n} + \sqrt{p})$. However, under the assumption that $\text{rank}(\mathbf{X}) = r$ and $|X_{ij}| = \Theta(1)$, then one can easily verify that the largest singular value of \mathbf{X} is $\Omega(\sqrt{np/r})$. The difference in the typical magnitude of the largest singular value reflects the difference in applications in which a restricted eigenvalue assumption versus a low-rank assumption is likely to hold. The restricted eigenvalue assumption is particularly suited in engineering applications such as compressed sensing where researchers *design* \mathbf{X} . The applications arising in the social or life sciences primarily involve observational data. In such settings, a low-rank assumption on \mathbf{X} is arguably more suitable to capture the latent structure amongst the covariates. However, the well-balanced spectra condition is similar to the restricted eigenvalue condition in that it requires the smallest non-zero singular value of \mathbf{X} to be of the same order as that of the largest singular value.

It turns out that analogous assumptions are pervasive across many fields. Within the econometrics factor model literature, it is standard to assume that the factor structure is separated from the idiosyncratic errors, e.g., Assumption A of Bai and Ng (2020); within the robust covariance estimation literature, this assumption is closely related to the notion of

pervasiveness, e.g., Proposition 3.2 of Fan et al. (2018); within the matrix/tensor completion literature, it is assumed that the nonzero singular values are of the same order to achieve minimax optimal rates, e.g., Cai et al. (2019). The well-balanced spectra has also been shown to hold w.h.p. for the embedded Gaussians model, which is a canonical probabilistic generating process used to analyze probabilistic PCA (Tipping and Bishop, 1999; Bishop, 1999; Agarwal et al., 2021). Finally, like the low-rank assumption, a practical benefit of the well-balanced spectra assumption is that it can be empirically examined via the same procedure outlined in Section 3.3.

7.4 Linear Regression with Hidden Confounding

The problem of high-dimensional error-in-variables regression is related to linear regression with hidden confounding, a common model within the causal inference and econometrics literatures (Guo et al., 2020; Cévid et al., 2020). As noted by Guo et al. (2020), a particular class of error-in-variables models can be reformulated as linear regression with hidden confounding. Using our notation, they consider a high-dimensional model where the rows of \mathbf{X} are sampled i.i.d. As such, \mathbf{X} can be full-rank, but \mathbf{W} is assumed to have low-rank structure. The aim of this work is to estimate a sparse β^* . In comparison, we place the low-rank assumption on \mathbf{X} , and assume the rows of \mathbf{W} are sampled independently and thus, can be full-rank. Notably, for this setup, Cévid et al. (2020) “deconfounds” the observed covariates \mathbf{Z} by a spectral transformation of its singular values. It is interesting future work to analyze PCR for this important and closely related scenario.

8 Conclusion

The most immediate direction for future work is to establish bounds when the covariates are approximately low-rank. Within this context, our analysis suggests PCR induces an additional error of the form $\|(\mathbf{I} - \mathbf{V}_r \mathbf{V}_r^T) \boldsymbol{\beta}^*\|_2$, where \mathbf{V}_r is formed from the top r principal components of \mathbf{X} . This is the unavoidable model misspecification error that results from taking a rank r approximation of \mathbf{X} . It stands to reason that *soft* singular value thresholding (SVT), which appropriately down-weights the singular values of $\tilde{\mathbf{Z}}$, may be a more appropriate algorithmic approach as opposed to the *hard* SVT.

Another future line of research is to bridge our out-of-sample prediction analysis with recent exciting works that analyze over-parameterized estimators. Our key assumption is that the rowspace of \mathbf{X}' is contained within that of \mathbf{X} (i.e., subspace inclusion). In comparison, alternative techniques that bound the generalization error of modern statistical estimators focus on the complexity of the learning algorithm itself, and assume the data generating process produces i.i.d. samples. Hence, a fruitful approach to produce tighter bounds for more complex nonlinear settings may be to exploit both the complexity of the learning algorithm and the relative complexity of the in-and out-of-sample covariates, possibly by adapting subspace inclusion to an appropriate nonlinear notion.

9 Figures

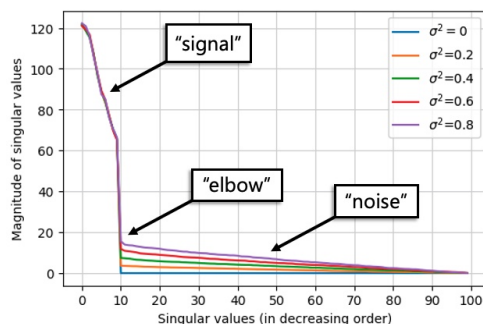
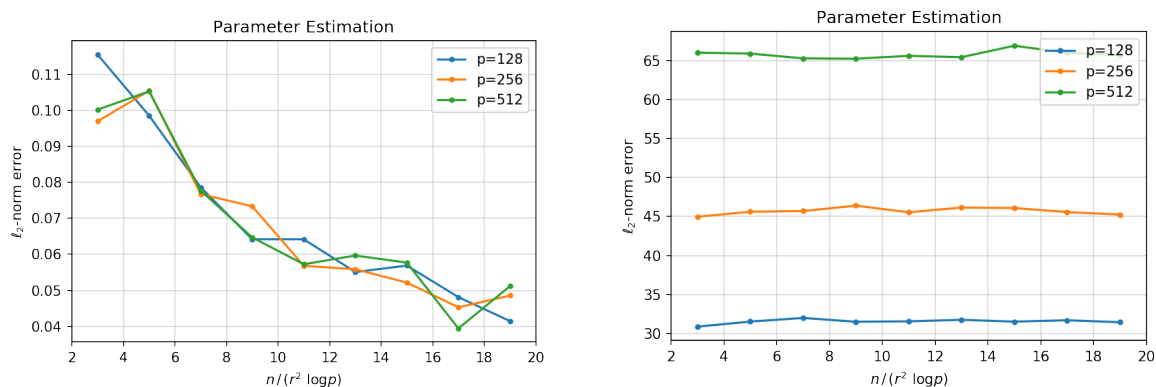


Figure 1: We plot the spectrum of $\mathbf{Z} = \mathbf{X} + \mathbf{W} \in \mathbb{R}^{100 \times 100}$. $\mathbf{X} = \mathbf{U}\mathbf{V}^T$, where entries of $\mathbf{U}, \mathbf{V} \in \mathbb{R}^{100 \times 100}$ are sampled independently from $\mathcal{N}(0, 1)$; entries of \mathbf{W} are sampled independently from $\mathcal{N}(0, \sigma^2)$ with $\sigma^2 \in \{0, 0.2, \dots, 0.8\}$. We see a steep drop-off in magnitude from the top to remaining singular values across all noise levels—this marks the “elbow” point. Top singular values of \mathbf{Z} correspond closely with those of \mathbf{X} ($\sigma^2 = 0$). The remaining singular values are induced by \mathbf{W} . Thus, $\text{rank}(\mathbf{Z}) \approx \text{rank}(\mathbf{X}) = 10$.



(a) ℓ_2 -norm error of $\widehat{\beta}$ with respect to min. ℓ_2 -norm solution of (1), i.e., β^* .

(b) ℓ_2 -norm error of $\widehat{\beta}$ with respect to a random solution of (1).

Figure 2: Plots of ℓ_2 -norm errors, i.e., $\|\widehat{\beta} - \beta^*\|_2$ in (2a) and $\|\widehat{\beta} - \beta\|_2$ in (2b), versus the rescaled sample size $n/(r^2 \log p)$ after running PCR with rank $r = p^{1/3}$. As predicted by Theorem 4.1, the curves for different values of p under (2a) roughly align and decay to zero as n increases.

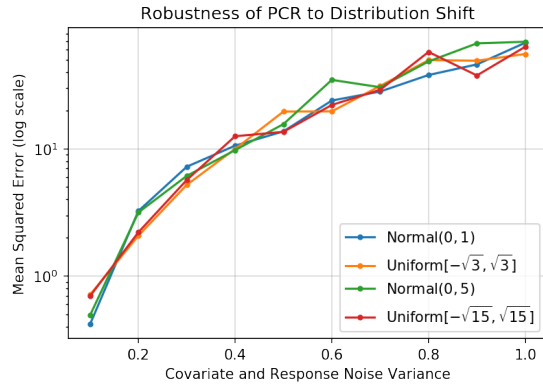


Figure 3: MSE plot of multiple PCR estimates as we shift the distribution of the out-of-sample covariates, while ensuring Assumption 2.5 holds. The MSE remains closely matched across all noise levels and distribution shifts.

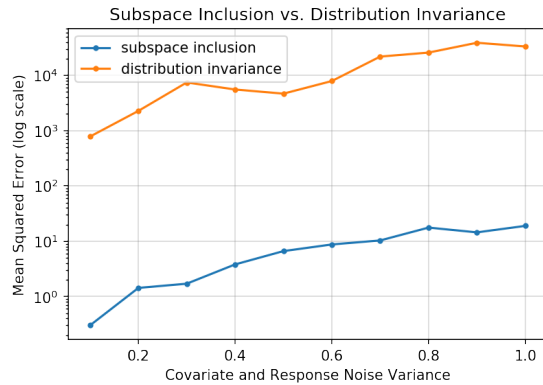


Figure 4: Plots of PCR’s MSE under two cases: Assumption 2.5 holds but distributional invariance is violated (blue), and Assumption 2.5 is violated but distributional invariance holds (orange). Across varying levels of noise, the former condition achieves a much lower MSE.

References

- Abadie, A. (2021). Using synthetic controls: Feasibility, data requirements, and methodological aspects. *Journal of Economic Literature*, 59(2):391–425.
- Abadie, A., Diamond, A., and Hainmueller, J. (2010). Synthetic control methods for comparative case studies: Estimating the effect of california’s tobacco control program. *Journal of the American Statistical Association*.
- Abadie, A. and Gardeazabal, J. (2003). The economic costs of conflict: A case study of the basque country. *American Economic Review*.
- Agarwal, A., Shah, D., Shen, D., and Song, D. (2019). On robustness of principal component regression. In *Advances in Neural Information Processing Systems*, volume 32.
- Agarwal, A., Shah, D., Shen, D., and Song, D. (2021). On robustness of principal component regression. *Journal of the American Statistical Association*.
- Amjad, M., Mishra, V., Shah, D., and Shen, D. (2019). mrsc: Multi-dimensional robust synthetic control. *Proceedings of the ACM on Measurement and Analysis of Computing Systems*, 3(2).
- Amjad, M. J., Shah, D., and Shen, D. (2018). Robust synthetic control. *Journal of Machine Learning Research*, 19:1–51.
- Athey, S. and Imbens, G. W. (2017). The state of applied econometrics: Causality and policy evaluation. *Journal of Economic Perspectives*, 31(2):3–32.

- Bai, J. (2009). Panel data models with interactive fixed effects. *Econometrica*, 77(4):1229–1279.
- Bai, J. and Ng, S. (2020). Matrix completion, counterfactuals, and factor analysis of missing data.
- Bair, E., Hastie, T., Paul, D., and Tibshirani, R. (2006). Prediction by supervised principal components. *Journal of the American Statistical Association*, 101(473):119–137.
- Belloni, A., Chernozhukov, V., Kaul, A., Rosenbaum, M., and Tsybakov, A. B. (2017a). Pivotal estimation via self-normalization for high-dimensional linear models with errors in variables. *arXiv:1708.08353*.
- Belloni, A., Rosenbaum, M., and Tsybakov, A. B. (2017b). Linear and conic programming approaches to high-dimensional errors-in-variables models. *Journal of the Royal Statistical Society*, 79:939–956.
- Bishop, C. M. (1999). Bayesian pca. In *Advances in neural information processing systems*, pages 382–388.
- Cai, C., Li, G., Poor, H. V., and Chen, Y. (2019). Nonconvex low-rank symmetric tensor completion from noisy data. *arXiv preprint arXiv:1911.04436*.
- Cai, T. T. and Hall, P. (2006). Prediction in functional linear regression. *The Annals of Statistics*, 34(5):2159 – 2179.
- Cattell, R. (1966). The scree test for the number of factors. *Multivariate Behavioral Research*, pages 245–276.

- Chao, G., Luo, Y., and Ding, W. (2019). Recent advances in supervised dimension reduction: A survey. *Machine Learning and Knowledge Extraction*, 1(1):341–358.
- Chatterjee, S. (2015). Matrix estimation by universal singular value thresholding. *Annals of Statistics*, 43:177–214.
- Chen, Y. and Caramanis, C. (2012). Orthogonal matching pursuit with noisy and missing data: Low and high dimensional results. *arXiv preprint arXiv:1206.0823*.
- Chen, Y. and Caramanis, C. (2013). Noisy and missing data regression: Distribution-oblivious support recovery. In *International Conference on Machine Learning*, pages 383–391.
- Datta, A. and Zou, H. (2017). Cocolasso for high-dimensional error-in-variables regression. *The Annals of Statistics*, 45(6):2400–2426.
- Descary, M.-H., Panaretos, V. M., et al. (2019). Functional data analysis by matrix completion. *Annals of Statistics*, 47(1):1–38.
- Fan, J., Wang, W., and Zhong, Y. (2018). An ℓ_∞ eigenvector perturbation bound and its application. *Journal of Machine Learning Research*, 18(207):1–42.
- Gavish, M. and Donoho, D. L. (2014). The optimal hard threshold for singular values is. *IEEE Transactions on Information Theory*, 60(8):5040–5053.
- Guo, Z., Cévid, D., and Bühlmann, P. (2020). Doubly debiased lasso: High-dimensional inference under hidden confounding and measurement errors. *arXiv preprint arXiv:2004.03758*.
- Hall, P. and Horowitz, J. L. (2007). Methodology and convergence rates for functional linear regression. *The Annals of Statistics*, 35(1):70 – 91.

- Hall, P., Müller, H.-G., and Wang, J.-L. (2006). Properties of principal component methods for functional and longitudinal data analysis. *The Annals of Statistics*, 34(3):1493 – 1517.
- Hoff, P. (2007). Model averaging and dimension selection for the singular value decomposition. *Journal of the American Statistical Association*, 102:674–685.
- Jolliffe, I. T. (1982). A note on the use of principal components in regression. *Journal of the Royal Statistical Society*, 31(3):300–303.
- Kaul, A. and Koul, H. L. (2015). Weighted ℓ_1 -penalized corrected quantile regression for high dimensional measurement error models. *Journal of Multivariate Analysis*, 140:72–91.
- Li, Y. and Hsing, T. (2010). Uniform convergence rates for nonparametric regression and principal component analysis in functional/longitudinal data. *The Annals of Statistics*, 38(6):3321 – 3351.
- Loh, P.-I. and Wainwright, M. J. (2012). High-dimensional regression with noisy and missing data: Provable guarantees with nonconvexity. *The Annals of Statistics*, 40(3):1637–1664.
- Neyman, J. (1923). Sur les applications de la theorie des probabilités aux expériences agricoles: Essai des principes. *Master's Thesis*.
- Owen, A. B. and Perry, P. O. (2009). Bi-cross-validation of the SVD and the nonnegative matrix factorization. *The Annals of Applied Statistics*, 3(2):564 – 594.
- Roman, S. (2008). Graduate texts in mathematics: Advanced linear algebra. *Springer*.
- Rosenbaum, M. and Tsybakov, A. B. (2010). Sparse recovery under matrix estimation. *The Annals of Statistics*, 38(5):2620–2651.

- Rosenbaum, M. and Tsybakov, A. B. (2013). Improved matrix uncertainty selector. *From Probability to Statistics and Back: High-Dimensional Models and Processes*, 9:276–290.
- Rubin, D. B. (1974). Estimating causal effects of treatments in randomized and nonrandomized studies. *Journal of Educational Psychology*, 66:688–701.
- Shao, J. and Deng, X. (2012). Estimation in high-dimensional linear models with deterministic design matrices. *The Annals of Statistics*, 40(2):812 – 831.
- Strang, G. (2006). Linear algebra and its applications. *Brooks/Cole Cengage Learning*.
- Tipping, M. E. and Bishop, C. M. (1999). Probabilistic principal component analysis. *Journal of the Royal Statistical Society: Series B (Statistical Methodology)*, 61(3):611–622.
- Udell, M. and Townsend, A. (2017). Nice latent variable models have log-rank. *ArXiv*, abs/1705.07474.
- Udell, M. and Townsend, A. (2018). Why are big data matrices approximately low rank?
- Vershynin, R. (2018). *High-dimensional probability: An introduction with applications in data science*, volume 47. Cambridge University Press.
- Wedin, P. (1972). Perturbation bounds in connection with singular value decomposition. *BIT Numerical Mathematics*, 12:99–111.
- Wold, S. (1978). Cross-validatory estimation of the number of components in factor and principal components models. *Technometrics*, 20(4):397–405.
- Wu, Y. (2020). Lecture notes on: Information-theoretic methods for high-dimensional statistics.

Xu, J. (2017). Rates of convergence of spectral methods for graphon estimation. *arXiv preprint arXiv:1709.03183*.

Yao, F., Müller, H.-G., and Wang, J.-L. (2005). Functional linear regression analysis for longitudinal data. *The Annals of Statistics*, 33(6):2873 – 2903.

Ćevic, D., Bühlmann, P., and Meinshausen, N. (2020). Spectral deconfounding via perturbed sparse linear models. *Journal of Machine Learning Research*, 21(232):1–41.

A Notation

For any matrix $\mathbf{A} \in \mathbb{R}^{a \times b}$, we denote its operator (spectral), Frobenius, and max element-wise norms as $\|\mathbf{A}\|_2$, $\|\mathbf{A}\|_F$, and $\|\mathbf{A}\|_{\max}$, respectively. By $\text{rowspan}(\mathbf{A})$, we denote the subspace of \mathbb{R}^b spanned by the rows of \mathbf{A} . For any vector $\mathbf{v} \in \mathbb{R}^a$, let $\|\mathbf{v}\|_p$ denote its ℓ_p -norm. We define the sub-gaussian (Orlicz) norm of a random \mathbf{v} as $\|\mathbf{v}\|_{\psi_2}$. Let \circ denote component-wise multiplication and let \otimes denote the outer product. For any two numbers $a, b \in \mathbb{R}$, we use $a \wedge b$ to denote $\min(a, b)$ and $a \vee b$ to denote $\max(a, b)$. Further, let $[a] = \{1, \dots, a\}$ for any integer a . Let f and g be two functions defined on the same space. We say that $f(n) = O(g(n))$ if and only if there exists a positive real number M and a real number n_0 such that for all $n \geq n_0$, $|f(n)| \leq M|g(n)|$. Analogously we say $f(n) = \Theta(g(n))$ if and only if there exists positive real numbers m, M such that for all $n \geq n_0$, $m|g(n)| \leq |f(n)| \leq M|g(n)|$; $f(n) = o(g(n))$ if for any $m > 0$, there exists n_0 such that for all $n \geq n_0$, $|f(n)| \leq m|g(n)|$; $f(n) = \omega(g(n))$ if for any $m > 0$, there exists n_0 such that for all $n \geq n_0$, $|f(n)| \geq m|g(n)|$. $\tilde{O}(\cdot)$ is defined analogously to $O(\cdot)$, but ignores log dependencies.

B Illustrative Simulations: Details

We present the generative models in our simulation studies in Section 5.

B.1 PCR Identifies the Minimum ℓ_2 -norm Model

We construct covariates $\mathbf{X} \in \mathbb{R}^{n \times p}$ via the classical probabilistic PCA model (Tipping and Bishop, 1999). We first generate $\mathbf{X}_r \in \mathbb{R}^{n \times r}$ by independently sampling each entry from a standard normal distribution. Then, we sample a transformation matrix $\mathbf{Q} \in \mathbb{R}^{r \times p}$, where

each entry is uniformly and independently sampled from $\{-1/\sqrt{r}, 1/\sqrt{r}\}$. The final matrix then takes the form $\mathbf{X} = \mathbf{X}_r \mathbf{Q}$. We choose $\text{rank}(\mathbf{X}) = r = p^{\frac{1}{3}}$, where $p \in \{128, 256, 512\}$.

Next, we generate $\boldsymbol{\beta} \in \mathbb{R}^p$ by sampling from a multivariate standard normal vector with independent entries. We define $\boldsymbol{\beta}^*$ as the projection of $\boldsymbol{\beta}$ on the rowspace of \mathbf{X} . We independently sample the entries of $\boldsymbol{\varepsilon} \in \mathbb{R}^n$ from a normal distribution with mean 0 and variance $\sigma^2 = 0.2$. The entries of $\mathbf{W} \in \mathbb{R}^{n \times p}$ are sampled in an identical fashion. We then define our observed response vector as $\mathbf{y} = \mathbf{X}\boldsymbol{\beta} + \boldsymbol{\varepsilon}$ and observed covariate matrix as $\mathbf{Z} = \mathbf{X} + \mathbf{W}$. For simplicity, we do not mask any of the entries.

B.2 PCR is Robust to Covariate Shifts

We consider $n = m = p = 1000$. We generate $\mathbf{X} = \mathbf{U}\mathbf{V}^T$, where the entries of \mathbf{U}, \mathbf{V} are sampled independently from a standard normal distribution. Next, we generate four different out-of-sample covariates, defined as $\mathbf{X}'_{N_1}, \mathbf{X}'_{N_2}, \mathbf{X}'_{U_1}, \mathbf{X}'_{U_2}$ via the following procedure: We independently sample the entries of \mathbf{U}'_{N_1} from a standard normal distribution, and define $\mathbf{X}'_{N_1} = \mathbf{U}'_{N_1} \mathbf{V}^T$. We define $\mathbf{X}'_{N_2} = \mathbf{U}'_{N_2} \mathbf{V}^T$ similarly with the entries of \mathbf{U}'_{N_2} sampled from a normal distribution with mean zero and variance 5. Next, we independently sample the entries of \mathbf{U}'_{U_1} from a uniform distribution with support $[-\sqrt{3}, \sqrt{3}]$, and define $\mathbf{X}'_{U_1} = \mathbf{U}'_{U_1} \mathbf{V}^T$. We define $\mathbf{X}'_{U_2} = \mathbf{U}'_{U_2} \mathbf{V}^T$ similarly with the entries of \mathbf{U}'_{U_2} sampled from a uniform distribution with support $[-\sqrt{15}, \sqrt{15}]$.

By construction, we note that the mean and variance of the entries in \mathbf{X}'_{U_1} match that of \mathbf{X}'_{N_1} ; an analogous relationship holds between \mathbf{X}'_{U_2} and \mathbf{X}'_{N_2} . Further, while \mathbf{X}'_{N_1} follows the same distribution as that of \mathbf{X} , we note that there is a clear distribution shift from \mathbf{X} to $\mathbf{X}'_{U_1}, \mathbf{X}'_{N_2}, \mathbf{X}'_{U_2}$.

We proceed to generate β from a standard multivariate normal. We then define $\theta'_{N_1} = \mathbf{X}'_{N_1}\beta$, and define $\theta'_{N_2}, \theta'_{U_1}, \theta'_{U_2}$ analogously. Further, the entries of ε and \mathbf{W}, \mathbf{W}' are independently sampled from a normal distribution, where the variances follow $\sigma^2 \in \{0.1, 0.2, \dots, 1.0\}$. We define the training responses as $\mathbf{y} = \mathbf{X}\beta + \varepsilon$ and observed training covariates as $\mathbf{Z} = \mathbf{X} + \mathbf{W}$. The first set of observed testing covariates is defined as $\mathbf{Z}'_{N_1} = \mathbf{X}'_{N_1} + \mathbf{W}'$, with analogous definitions for $\mathbf{Z}'_{N_2}, \mathbf{Z}'_{U_1}, \mathbf{Z}'_{U_2}$.

B.3 PCR Generalizes under Subspace Inclusion

We consider $n = m = p = 1000$. We continue to generate the training covariates as $\mathbf{X} = \mathbf{U}\mathbf{V}^T$ following the procedure in Section B.2. We now generate two different testing covariates. First, we generate $\mathbf{X}'_1 = \mathbf{U}'\mathbf{V}^T$, where the entries of \mathbf{U}' are independently sampled from a normal distribution with mean zero and variance 5. As such, it follows that Assumption 2.5 immediately holds between \mathbf{X}'_1 and \mathbf{X} , though they do not obey the same distribution. Next, we generate $\mathbf{X}'_2 = \mathbf{U}\mathbf{V}'^T$, where the entries of \mathbf{V}' are independently sampled from a standard normal (just as in \mathbf{V}). In doing so, we ensure that \mathbf{X}'_2 and \mathbf{X} follow the same distribution, though Assumption 2.5 no longer holds.

We generate β as in Section B.2, and define $\theta'_1 = \mathbf{X}'_1\beta$ and $\theta'_2 = \mathbf{X}'_2\beta$. We also generate $\varepsilon, \mathbf{W}, \mathbf{W}'$ as in Section B.2. In turn, we define the training data as $\mathbf{y} = \mathbf{X}\beta + \varepsilon$ and $\mathbf{Z} = \mathbf{X} + \mathbf{W}$, and testing data as $\mathbf{Z}'_1 = \mathbf{X}'_1 + \mathbf{W}'$ and $\mathbf{Z}'_2 = \mathbf{X}'_2 + \mathbf{W}'$.

C Proof of Theorem 4.1

We start with some useful notations. Let $\mathbf{y} = \mathbf{X}\beta^* + \varepsilon$ be the vector notation of (1) with $\mathbf{y} = [y_i : i \leq n] \in \mathbb{R}^n$, $\varepsilon = [\varepsilon_i : i \leq n] \in \mathbb{R}^n$. Throughout, let $\mathbf{X} = \mathbf{U}\mathbf{S}\mathbf{V}^T$. Recall that

the SVD of $\tilde{\mathbf{Z}} = 1/(\hat{\rho})\mathbf{Z} = \hat{\mathbf{U}}\hat{\mathbf{S}}\hat{\mathbf{V}}^T$. Its truncation using the top k singular components is denoted as $\tilde{\mathbf{Z}}^k = \hat{\mathbf{U}}_k\hat{\mathbf{S}}_k\hat{\mathbf{V}}_k^T$.

Further, we will often use the following bound: for any $\mathbf{A} \in \mathbb{R}^{a \times b}$, $\mathbf{v} \in \mathbb{R}^b$,

$$\|\mathbf{A}\mathbf{v}\|_2 = \left\| \sum_{j=1}^b \mathbf{A}_{\cdot j} v_j \right\|_2 \leq \left(\max_{j \leq b} \|\mathbf{A}_{\cdot j}\|_2 \right) \left(\sum_{j=1}^b |v_j| \right) = \|\mathbf{A}\|_{2,\infty} \|\mathbf{v}\|_1, \quad (10)$$

where $\|\mathbf{A}\|_{2,\infty} = \max_j \|\mathbf{A}_{\cdot j}\|_2$ with $\mathbf{A}_{\cdot j}$ representing the j -th column of \mathbf{A} .

As discussed in Section 4.1, we shall denote β^* as the unique minimum ℓ_2 -norm model parameter satisfying (1); equivalently, this can be formulated as $\beta^* \in \text{rowspan}(\mathbf{X})$. As a result, it follows that

$$\mathbf{V}_\perp^T \beta^* = \mathbf{0}, \quad (11)$$

where \mathbf{V}_\perp represents a matrix of orthonormal basis vectors that span the nullspace of \mathbf{X} .

Similarly, let $\hat{\mathbf{V}}_{k,\perp} \in \mathbb{R}^{p \times (p-k)}$ be a matrix of orthonormal basis vectors that span the nullspace of $\tilde{\mathbf{Z}}^k$; thus, $\hat{\mathbf{V}}_{k,\perp}$ is orthogonal to $\hat{\mathbf{V}}_k$. Then,

$$\begin{aligned} \|\hat{\beta} - \beta^*\|_2^2 &= \|\hat{\mathbf{V}}_k \hat{\mathbf{V}}_k^T (\hat{\beta} - \beta^*) + \hat{\mathbf{V}}_{k,\perp} \hat{\mathbf{V}}_{k,\perp}^T (\hat{\beta} - \beta^*)\|_2^2 \\ &= \|\hat{\mathbf{V}}_k \hat{\mathbf{V}}_k^T (\hat{\beta} - \beta^*)\|_2^2 + \|\hat{\mathbf{V}}_{k,\perp} \hat{\mathbf{V}}_{k,\perp}^T (\hat{\beta} - \beta^*)\|_2^2 \\ &= \|\hat{\mathbf{V}}_k \hat{\mathbf{V}}_k^T (\hat{\beta} - \beta^*)\|_2^2 + \|\hat{\mathbf{V}}_{k,\perp} \hat{\mathbf{V}}_{k,\perp}^T \beta^*\|_2^2. \end{aligned} \quad (12)$$

Note that in the last equality we have used Property 3.1, which states that $\hat{\mathbf{V}}_{k,\perp}^T \hat{\beta} = \mathbf{0}$.

Next, we bound the two terms in (12).

Bounding $\|\hat{\mathbf{V}}_k \hat{\mathbf{V}}_k^T (\hat{\beta} - \beta^)\|_2^2$.* To begin, note that

$$\|\hat{\mathbf{V}}_k \hat{\mathbf{V}}_k^T (\hat{\beta} - \beta^*)\|_2^2 = \|\hat{\mathbf{V}}_k^T (\hat{\beta} - \beta^*)\|_2^2, \quad (13)$$

since $\hat{\mathbf{V}}_k$ is an isometry. Next, consider

$$\|\tilde{\mathbf{Z}}^k (\hat{\beta} - \beta^*)\|_2^2 \leq 2\|\tilde{\mathbf{Z}}^k \hat{\beta} - \mathbf{X}\beta^*\|_2^2 + 2\|\mathbf{X}\beta^* - \tilde{\mathbf{Z}}^k \beta^*\|_2^2$$

$$\leq 2\|\tilde{\mathbf{Z}}^k\hat{\boldsymbol{\beta}} - \mathbf{X}\boldsymbol{\beta}^*\|_2^2 + 2\|\mathbf{X} - \tilde{\mathbf{Z}}^k\|_{2,\infty}^2\|\boldsymbol{\beta}^*\|_1^2,$$

where we used (10). Recall that $\tilde{\mathbf{Z}}^k = \hat{\mathbf{U}}_k\hat{\mathbf{S}}_k\hat{\mathbf{V}}_k^T$. Therefore,

$$\begin{aligned}\|\tilde{\mathbf{Z}}^k(\hat{\boldsymbol{\beta}} - \boldsymbol{\beta}^*)\|_2^2 &= (\hat{\boldsymbol{\beta}} - \boldsymbol{\beta}^*)^T \hat{\mathbf{V}}_k \hat{\mathbf{S}}_k^2 \hat{\mathbf{V}}_k^T (\hat{\boldsymbol{\beta}} - \boldsymbol{\beta}^*) \\ &= (\hat{\mathbf{V}}_k^T (\hat{\boldsymbol{\beta}} - \boldsymbol{\beta}^*))^T \hat{\mathbf{S}}_k^2 (\hat{\mathbf{V}}_k^T (\hat{\boldsymbol{\beta}} - \boldsymbol{\beta}^*)) \\ &\geq \hat{s}_k^2 \|\hat{\mathbf{V}}_k^T (\hat{\boldsymbol{\beta}} - \boldsymbol{\beta}^*)\|_2^2.\end{aligned}$$

Therefore using (13), we conclude that

$$\|\hat{\mathbf{V}}_k \hat{\mathbf{V}}_k^T (\hat{\boldsymbol{\beta}} - \boldsymbol{\beta}^*)\|_2^2 \leq \frac{2}{\hat{s}_k^2} \left(\|\tilde{\mathbf{Z}}^k \hat{\boldsymbol{\beta}} - \mathbf{X}\boldsymbol{\beta}^*\|_2^2 + \|\mathbf{X} - \tilde{\mathbf{Z}}^k\|_{2,\infty}^2 \|\boldsymbol{\beta}^*\|_1^2 \right). \quad (14)$$

Next, we bound $\|\tilde{\mathbf{Z}}^k \hat{\boldsymbol{\beta}} - \mathbf{X}\boldsymbol{\beta}^*\|_2$.

$$\begin{aligned}\|\tilde{\mathbf{Z}}^k \hat{\boldsymbol{\beta}} - \mathbf{y}\|_2^2 &= \|\tilde{\mathbf{Z}}^k \hat{\boldsymbol{\beta}} - \mathbf{X}\boldsymbol{\beta}^* - \boldsymbol{\varepsilon}\|_2^2 \\ &= \|\tilde{\mathbf{Z}}^k \hat{\boldsymbol{\beta}} - \mathbf{X}\boldsymbol{\beta}^*\|_2^2 + \|\boldsymbol{\varepsilon}\|_2^2 - 2\langle \tilde{\mathbf{Z}}^k \hat{\boldsymbol{\beta}} - \mathbf{X}\boldsymbol{\beta}^*, \boldsymbol{\varepsilon} \rangle.\end{aligned} \quad (15)$$

By Property 3.1 we have,

$$\begin{aligned}\|\tilde{\mathbf{Z}}^k \hat{\boldsymbol{\beta}} - \mathbf{y}\|_2^2 &\leq \|\tilde{\mathbf{Z}}^k \boldsymbol{\beta}^* - \mathbf{y}\|_2^2 = \|(\tilde{\mathbf{Z}}^k - \mathbf{X})\boldsymbol{\beta}^* - \boldsymbol{\varepsilon}\|_2^2 \\ &= \|(\tilde{\mathbf{Z}}^k - \mathbf{X})\boldsymbol{\beta}^*\|_2^2 + \|\boldsymbol{\varepsilon}\|_2^2 - 2\langle (\tilde{\mathbf{Z}}^k - \mathbf{X})\boldsymbol{\beta}^*, \boldsymbol{\varepsilon} \rangle.\end{aligned} \quad (16)$$

From (15) and (16), we have

$$\begin{aligned}\|\tilde{\mathbf{Z}}^k \hat{\boldsymbol{\beta}} - \mathbf{X}\boldsymbol{\beta}^*\|_2^2 &\leq \|(\tilde{\mathbf{Z}}^k - \mathbf{X})\boldsymbol{\beta}^*\|_2^2 + 2\langle \tilde{\mathbf{Z}}^k (\hat{\boldsymbol{\beta}} - \boldsymbol{\beta}^*), \boldsymbol{\varepsilon} \rangle \\ &\leq \|\mathbf{X} - \tilde{\mathbf{Z}}^k\|_{2,\infty}^2 \|\boldsymbol{\beta}^*\|_1^2 + 2\langle \tilde{\mathbf{Z}}^k (\hat{\boldsymbol{\beta}} - \boldsymbol{\beta}^*), \boldsymbol{\varepsilon} \rangle,\end{aligned} \quad (17)$$

where we used (10). From (14) and (17), we conclude that

$$\|\hat{\mathbf{V}}_k \hat{\mathbf{V}}_k^T (\hat{\boldsymbol{\beta}} - \boldsymbol{\beta}^*)\|_2^2 \leq \frac{4}{\hat{s}_k^2} \left(\|\mathbf{X} - \tilde{\mathbf{Z}}^k\|_{2,\infty}^2 \|\boldsymbol{\beta}^*\|_1^2 + \langle \tilde{\mathbf{Z}}^k (\hat{\boldsymbol{\beta}} - \boldsymbol{\beta}^*), \boldsymbol{\varepsilon} \rangle \right). \quad (18)$$

Bounding $\|\widehat{\mathbf{V}}_{k,\perp} \widehat{\mathbf{V}}_{k,\perp}^T \boldsymbol{\beta}^*\|_2^2$. Consider

$$\begin{aligned}
\|\widehat{\mathbf{V}}_{k,\perp} \widehat{\mathbf{V}}_{k,\perp}^T \boldsymbol{\beta}^*\|_2 &= \|(\widehat{\mathbf{V}}_{k,\perp} \widehat{\mathbf{V}}_{k,\perp}^T - \mathbf{V}_\perp \mathbf{V}_\perp^T) \boldsymbol{\beta}^* + \mathbf{V}_\perp \mathbf{V}_\perp^T \boldsymbol{\beta}^*\|_2 \\
&\stackrel{(a)}{=} \|(\widehat{\mathbf{V}}_{k,\perp} \widehat{\mathbf{V}}_{k,\perp}^T - \mathbf{V}_\perp \mathbf{V}_\perp^T) \boldsymbol{\beta}^*\|_2 \\
&\leq \|\widehat{\mathbf{V}}_{k,\perp} \widehat{\mathbf{V}}_{k,\perp}^T - \mathbf{V}_\perp \mathbf{V}_\perp^T\|_2 \|\boldsymbol{\beta}^*\|_2,
\end{aligned} \tag{19}$$

where (a) follows from $\mathbf{V}_\perp^T \boldsymbol{\beta}^* = \mathbf{0}$ due to (11). Then,

$$\begin{aligned}
\widehat{\mathbf{V}}_{k,\perp} \widehat{\mathbf{V}}_{k,\perp}^T - \mathbf{V}_\perp \mathbf{V}_\perp^T &= (\mathbf{I} - \mathbf{V}_\perp \mathbf{V}_\perp^T) - (\mathbf{I} - \widehat{\mathbf{V}}_{k,\perp} \widehat{\mathbf{V}}_{k,\perp}^T) \\
&= \mathbf{V} \mathbf{V}^T - \widehat{\mathbf{V}}_k \widehat{\mathbf{V}}_k^T.
\end{aligned} \tag{20}$$

From (19) and (20), it follows that

$$\|\widehat{\mathbf{V}}_{k,\perp} \widehat{\mathbf{V}}_{k,\perp}^T \boldsymbol{\beta}^*\|_2 \leq \|\mathbf{V} \mathbf{V}^T - \widehat{\mathbf{V}}_k \widehat{\mathbf{V}}_k^T\|_2 \|\boldsymbol{\beta}^*\|_2. \tag{21}$$

Bringing together (12), (18), and (21). Collectively, we obtain

$$\begin{aligned}
\|\widehat{\boldsymbol{\beta}} - \boldsymbol{\beta}^*\|_2^2 &\leq \|\mathbf{V} \mathbf{V}^T - \widehat{\mathbf{V}}_k \widehat{\mathbf{V}}_k^T\|_2^2 \|\boldsymbol{\beta}^*\|_2^2 \\
&\quad + \frac{4}{\widetilde{s}_k^2} \left(\|\mathbf{X} - \widetilde{\mathbf{Z}}^k\|_{2,\infty}^2 \|\boldsymbol{\beta}^*\|_1^2 + \langle \widetilde{\mathbf{Z}}^k (\widehat{\boldsymbol{\beta}} - \boldsymbol{\beta}^*), \boldsymbol{\varepsilon} \rangle \right).
\end{aligned} \tag{22}$$

Key lemmas. We state the key lemmas bounding each of the terms on the right hand side of (22). This will help us conclude the proof of Theorem 4.1. The proofs of these lemmas are presented in Sections C.1, C.2, C.3, C.4.

Lemma C.1. *Consider the setup of Theorem 4.1, and PCR with parameter $k = r = \text{rank}(\mathbf{X})$. Then, for any $t > 0$, the following holds with probability at least $1 - \exp(-t^2)$:*

$$\|\mathbf{U} \mathbf{U}^T - \widehat{\mathbf{U}}_r \widehat{\mathbf{U}}_r^T\|_2 \leq C(K, \gamma) \frac{\sqrt{n} + \sqrt{p} + t}{\rho s_r},$$

$$\|\mathbf{V}\mathbf{V}^T - \widehat{\mathbf{V}}_r\widehat{\mathbf{V}}_r^T\|_2 \leq C(K, \gamma) \frac{\sqrt{n} + \sqrt{p} + t}{\rho s_r}.$$

Here, $s_r > 0$ represents the r -th singular value of \mathbf{X} .

Lemma C.2. Consider PCR with parameter $k = r$ and $\rho \geq c \frac{\log^2 np}{np}$. Then with probability at least $1 - O(1/(np)^{10})$,

$$\|\mathbf{X} - \tilde{\mathbf{Z}}^r\|_{2,\infty}^2 \leq C(K, \gamma) \left(\frac{(n+p)(n + \sqrt{n} \log(np))}{\rho^4 s_r^2} + \frac{r + \sqrt{r} \log(np)}{\rho^2} \right) + C \frac{\log(np)}{\rho p}.$$

Lemma C.3. If $\rho \geq c \frac{\log^2 np}{np}$, then for any $k \in [n \wedge p]$, we have with probability at least $1 - O(1/(np)^{10})$,

$$|\widehat{s}_k - s_k| \leq \frac{C(K, \gamma)(\sqrt{n} + \sqrt{p})}{\rho} + C \frac{\sqrt{\log(np)}}{\sqrt{\rho np}} s_k.$$

Lemma C.4. Given $\tilde{\mathbf{Z}}^r$, the following holds with probability at least $1 - O(1/(np)^{10})$ with respect to randomness in $\boldsymbol{\varepsilon}$:

$$\langle \tilde{\mathbf{Z}}^r(\widehat{\boldsymbol{\beta}} - \boldsymbol{\beta}^*), \boldsymbol{\varepsilon} \rangle \leq \sigma^2 r + C\sigma\sqrt{\log(np)}(\sigma\sqrt{r} + \sigma\sqrt{\log(np)} + \|\boldsymbol{\beta}^*\|_1(\sqrt{n} + \|\tilde{\mathbf{Z}}^r - \mathbf{X}\|_{2,\infty})).$$

Completing the proof of Theorem 4.1. Using Lemma C.4, the following holds with probability at least $1 - O(1/(np)^{10})$:

$$\begin{aligned} & \|\mathbf{X} - \tilde{\mathbf{Z}}^r\|_{2,\infty}^2 \|\boldsymbol{\beta}^*\|_1^2 + \langle \tilde{\mathbf{Z}}^r(\widehat{\boldsymbol{\beta}} - \boldsymbol{\beta}^*), \boldsymbol{\varepsilon} \rangle \\ & \leq \|\mathbf{X} - \tilde{\mathbf{Z}}^r\|_{2,\infty}^2 \|\boldsymbol{\beta}^*\|_1^2 + C\sigma\sqrt{\log(np)} \|\mathbf{X} - \tilde{\mathbf{Z}}^r\|_{2,\infty} \|\boldsymbol{\beta}^*\|_1 + C\sigma^2 \log(np) \\ & \quad + C\sigma\sqrt{\log(np)}(\sqrt{n}\|\boldsymbol{\beta}^*\|_1 + \sigma\sqrt{r}) + \sigma^2 r \\ & \leq C(\|\mathbf{X} - \tilde{\mathbf{Z}}^k\|_{2,\infty} \|\boldsymbol{\beta}^*\|_1 + \sigma\sqrt{\log(np)})^2 + C\sigma\sqrt{\log(np)}(\sqrt{n}\|\boldsymbol{\beta}^*\|_1 + \sigma\sqrt{r}) + \sigma^2 r \\ & \leq C\|\mathbf{X} - \tilde{\mathbf{Z}}^k\|_{2,\infty}^2 \|\boldsymbol{\beta}^*\|_1^2 + C\sigma^2(\log(np) + r) + C\sigma\sqrt{n \log(np)} \|\boldsymbol{\beta}^*\|_1. \end{aligned} \quad (23)$$

Using (22) and (23), we have with probability at least $1 - O(1/(np)^{10})$,

$$\|\widehat{\boldsymbol{\beta}} - \boldsymbol{\beta}^*\|_2^2 \leq \|\mathbf{V}\mathbf{V}^T - \widehat{\mathbf{V}}_k\widehat{\mathbf{V}}_k^T\|_2^2 \|\boldsymbol{\beta}^*\|_2^2$$

$$+ C \frac{\|\mathbf{X} - \tilde{\mathbf{Z}}^k\|_{2,\infty}^2 \|\boldsymbol{\beta}^*\|_1^2 + \sigma^2(\log(np) + r) + \sigma\sqrt{n \log(np)} \|\boldsymbol{\beta}^*\|_1}{\widehat{s}_r^2}. \quad (24)$$

Using Lemma C.1 in (24), we have with probability at least $1 - O(1/(np)^{10})$,

$$\begin{aligned} \|\widehat{\boldsymbol{\beta}} - \boldsymbol{\beta}^*\|_2^2 &\leq C(K, \gamma) \frac{n+p}{\rho^2 s_r^2} \|\boldsymbol{\beta}^*\|_2^2 + C \frac{\|\mathbf{X} - \tilde{\mathbf{Z}}^k\|_{2,\infty}^2 \|\boldsymbol{\beta}^*\|_1^2}{\widehat{s}_r^2} \\ &\quad + C \frac{\sigma^2(\log(np) + r) + \sigma\sqrt{n \log(np)} \|\boldsymbol{\beta}^*\|_1}{\widehat{s}_r^2}. \end{aligned} \quad (25)$$

By Lemma C.3 with $k = r$, and since $\rho \geq c \frac{\log^2 np}{np}$ and $\text{snr} \geq C(K, \gamma, \sigma)$, we have that

$$\begin{aligned} \frac{|\widehat{s}_r - s_r|}{s_r} &\leq \frac{C(K, \gamma)(\sqrt{n} + \sqrt{p})}{\rho s_r} + C \frac{\sqrt{\log(np)}}{\sqrt{\rho np}} \\ &= \frac{C(K, \gamma)}{\text{snr}} + C \frac{\sqrt{\log(np)}}{\sqrt{\rho np}} \leq \frac{1}{2}. \end{aligned}$$

As a result,

$$s_r/2 \leq \widehat{s}_r \leq 3s_r/2. \quad (26)$$

Now, using the definition of snr as per (4) and $\sqrt{a+b} \leq \sqrt{a} + \sqrt{b}$ for $a, b \geq 0$, we have

$$\frac{n+p}{\rho^2 s_r^2} \leq \frac{1}{\text{snr}^2}. \quad (27)$$

Using (26), (27), the assumption that $\|\boldsymbol{\beta}^*\|_1 = O(\sqrt{p})$, and observing that $\|\boldsymbol{\beta}^*\|_1^2 \leq p \|\boldsymbol{\beta}^*\|_2^2$,

we obtain

$$\frac{\sigma^2(\log(np) + r)}{\widehat{s}_r^2} \leq C \frac{\sigma^2 \rho^2 r \log(np)}{\text{snr}^2 (n \vee p)} \quad (28)$$

$$\frac{\sigma\sqrt{n \log(np)}}{\widehat{s}_r^2} \|\boldsymbol{\beta}^*\|_1 \leq C \frac{\sigma \rho^2 \sqrt{np \log(np)}}{\text{snr}^2 (n \vee p)} \leq C \frac{\sigma\sqrt{\log(np)}}{\text{snr}^2} \quad (29)$$

$$\frac{(n+p)(n + \sqrt{n} \log(np))}{\rho^4 s_r^2 \widehat{s}_r^2} \|\boldsymbol{\beta}^*\|_1^2 \leq C \frac{n \log(np)}{\text{snr}^4 (n \vee p)} \|\boldsymbol{\beta}^*\|_1^2 \leq C \frac{\log(np)}{\text{snr}^4} \|\boldsymbol{\beta}^*\|_1^2 \quad (30)$$

$$\frac{r + \sqrt{r} \log(np)}{\rho^2 \widehat{s}_r^2} \|\boldsymbol{\beta}^*\|_1^2 \leq C \frac{rp \log(np)}{\text{snr}^2 (n \vee p)} \|\boldsymbol{\beta}^*\|_2^2 \leq C \frac{r \log(np)}{\text{snr}^2} \|\boldsymbol{\beta}^*\|_2^2 \quad (31)$$

$$\frac{\log(np)}{\rho \widehat{s}_r^2 p} \|\boldsymbol{\beta}^*\|_1^2 \leq C \frac{p \rho \log(np)}{\text{snr}^2 p (n \vee p)} \|\boldsymbol{\beta}^*\|_2^2 \leq C \frac{\log(np)}{\text{snr}^2 (n \vee p)} \|\boldsymbol{\beta}^*\|_2^2. \quad (32)$$

Plugging Lemma C.3, (27), (28), (29), (30), (31), (32) into (25), using the assumption $\|\boldsymbol{\beta}^*\|_2 = \Omega(1)$, and simplifying, we obtain

$$\|\widehat{\boldsymbol{\beta}} - \boldsymbol{\beta}^*\|_2^2 \leq C(K, \gamma, \sigma) \log(np) \cdot \left(\frac{r \|\boldsymbol{\beta}^*\|_2^2}{\text{snr}^2} + \frac{\|\boldsymbol{\beta}^*\|_1^2}{\text{snr}^4} \right).$$

This completes the proof of Theorem 4.1.

C.1 Proof of Lemma C.1

Recall that \mathbf{U}, \mathbf{V} denote the left and right singular vectors of \mathbf{X} (equivalently, $\rho\mathbf{X}$), respectively; meanwhile, $\widehat{\mathbf{U}}_k, \widehat{\mathbf{V}}_k$ denote the top k left and right singular vectors of $\widetilde{\mathbf{Z}}$ (equivalently, \mathbf{Z}), respectively. Further, observe that $\mathbb{E}[\mathbf{Z}] = \rho\mathbf{X}$ and let $\widetilde{\mathbf{W}} = \mathbf{Z} - \rho\mathbf{X}$. To arrive at our result, we recall Wedin's Theorem Wedin (1972).

Theorem C.1 (Wedin's Theorem). *Given $\mathbf{A}, \mathbf{B} \in \mathbb{R}^{n \times p}$, let $\mathbf{A} = \mathbf{U}\mathbf{S}\mathbf{V}^T$ and $\mathbf{B} = \widehat{\mathbf{U}}\widehat{\mathbf{S}}\widehat{\mathbf{V}}^T$ be their respective SVDs. Let $\mathbf{U}_k, \mathbf{V}_k$ (respectively, $\widehat{\mathbf{U}}_k, \widehat{\mathbf{V}}_k$) correspond to the truncation of \mathbf{U}, \mathbf{V} (respectively, $\widehat{\mathbf{U}}, \widehat{\mathbf{V}}$) that retains the columns corresponding to the top k singular values of \mathbf{A} (respectively, \mathbf{B}). Let s_k denote the k -th singular value of \mathbf{A} . Then,*

$$\max \left(\|\mathbf{U}_k \mathbf{U}_k^T - \widehat{\mathbf{U}}_k \widehat{\mathbf{U}}_k^T\|_2, \|\mathbf{V}_k \mathbf{V}_k^T - \widehat{\mathbf{V}}_k \widehat{\mathbf{V}}_k^T\|_2 \right) \leq \frac{2\|\mathbf{A} - \mathbf{B}\|_2}{s_k - s_{k+1}}.$$

Using Theorem C.1 for $k = r$, it follows that

$$\max \left(\|\mathbf{U}\mathbf{U}^T - \widehat{\mathbf{U}}_r \widehat{\mathbf{U}}_r^T\|_2, \|\mathbf{V}\mathbf{V}^T - \widehat{\mathbf{V}}_r \widehat{\mathbf{V}}_r^T\|_2 \right) \leq \frac{2\|\widetilde{\mathbf{W}}\|_2}{\rho s_r}, \quad (33)$$

where s_r is the smallest nonzero singular value of \mathbf{X} . Next, we obtain a high probability bound on $\|\widetilde{\mathbf{W}}\|_2$. To that end,

$$\frac{1}{n} \|\widetilde{\mathbf{W}}\|_2^2 = \frac{1}{n} \|\widetilde{\mathbf{W}}^T \widetilde{\mathbf{W}}\|_2 \leq \frac{1}{n} \|\widetilde{\mathbf{W}}^T \widetilde{\mathbf{W}} - \mathbb{E}[\widetilde{\mathbf{W}}^T \widetilde{\mathbf{W}}]\|_2 + \frac{1}{n} \|\mathbb{E}[\widetilde{\mathbf{W}}^T \widetilde{\mathbf{W}}]\|_2. \quad (34)$$

We bound the two terms in (34) separately. We recall the following lemma, which is a direct extension of Theorem 4.6.1 of Vershynin (2018) for the non-isotropic setting, and we present its proof for completeness in Section C.5.

Lemma C.5 (Independent sub-gaussian rows). *Let \mathbf{A} be an $n \times p$ matrix whose rows A_i are independent, mean zero, sub-gaussian random vectors in \mathbb{R}^p with second moment matrix $\Sigma = (1/n)\mathbb{E}[\mathbf{A}^T \mathbf{A}]$. Then for any $t \geq 0$, the following inequality holds with probability at least $1 - \exp(-t^2)$:*

$$\left\| \frac{1}{n} \mathbf{A}^T \mathbf{A} - \Sigma \right\|_2 \leq K^2 \max(\delta, \delta^2), \quad \text{where } \delta = C \sqrt{\frac{p}{n}} + \frac{t}{\sqrt{n}}; \quad (35)$$

here, $K = \max_i \|A_i\|_{\psi_2}$.

The matrix $\tilde{\mathbf{W}} = \mathbf{Z} - \rho \mathbf{X}$ has independent rows by Assumption 2.4. We state the following Lemma about the distribution property of the rows of $\tilde{\mathbf{W}}$, the proof of which can be found in Section C.6.

Lemma C.6. *Let Assumption 2.4 hold. Then, $\mathbf{z}_i - \rho \mathbf{x}_i$ is a sequence of independent, mean zero, sub-gaussian random vectors satisfying $\|\mathbf{z}_i - \rho \mathbf{x}_i\|_{\psi_2} \leq C(K + 1)$.*

From Lemmas C.5 and C.6, with probability at least $1 - \exp(-t^2)$,

$$\frac{1}{n} \|\tilde{\mathbf{W}}^T \tilde{\mathbf{W}} - \mathbb{E}[\tilde{\mathbf{W}}^T \tilde{\mathbf{W}}]\|_2 \leq C(K + 1)^2 \left(1 + \frac{p}{n} + \frac{t^2}{n}\right). \quad (36)$$

Finally, we claim the following bound on $\|\mathbb{E}[\tilde{\mathbf{W}}^T \tilde{\mathbf{W}}]\|_2$, the proof of which is in Section C.7.

Lemma C.7. *Let Assumption 2.4 hold. Then, we have*

$$\|\mathbb{E}[\tilde{\mathbf{W}}^T \tilde{\mathbf{W}}]\|_2 \leq C(K + 1)^2 n(\rho - \rho^2) + n\rho^2 \gamma^2.$$

From (34), (36) and Lemma C.7, it follows that with probability at least $1 - \exp(-t^2)$ for any $t > 0$, we have

$$\|\tilde{\mathbf{W}}\|_2^2 \leq C(K+1)^2(n+p+t^2) + n(\rho(1-\rho)(K+1)^2 + \rho^2\gamma^2).$$

For this, we conclude the following lemma.

Lemma C.8. *For any $t > 0$, the following holds with probability at least $1 - \exp(-t^2)$:*

$$\|\mathbf{Z} - \rho\mathbf{X}\|_2 \leq C(K, \gamma)(\sqrt{n} + \sqrt{p} + t).$$

Using the above and (33), we conclude the proof of Lemma C.1.

C.2 Proof of Lemma C.2

We want to bound $\|\mathbf{X} - \tilde{\mathbf{Z}}^k\|_{2,\infty}^2$. To that end, let $\Delta_j = \mathbf{X}_{\cdot j} - \tilde{\mathbf{Z}}_{\cdot j}^k$ for any $j \in [p]$. Our interest is in bounding $\|\Delta_j\|_2^2$ for all $j \in [p]$. Consider,

$$\tilde{\mathbf{Z}}_{\cdot j}^k - \mathbf{X}_{\cdot j} = (\tilde{\mathbf{Z}}_{\cdot j}^k - \hat{\mathbf{U}}_k \hat{\mathbf{U}}_k^T \mathbf{X}_{\cdot j}) + (\hat{\mathbf{U}}_k \hat{\mathbf{U}}_k^T \mathbf{X}_{\cdot j} - \mathbf{X}_{\cdot j}).$$

Now, note that $\tilde{\mathbf{Z}}_{\cdot j}^k - \hat{\mathbf{U}}_k \hat{\mathbf{U}}_k^T \mathbf{X}_{\cdot j}$ belongs to the subspace spanned by column vectors of $\hat{\mathbf{U}}_k$, while $\hat{\mathbf{U}}_k \hat{\mathbf{U}}_k^T \mathbf{X}_{\cdot j} - \mathbf{X}_{\cdot j}$ belongs to its orthogonal complement with respect to \mathbb{R}^n . As a result,

$$\|\tilde{\mathbf{Z}}_{\cdot j}^k - \mathbf{X}_{\cdot j}\|_2^2 = \|\tilde{\mathbf{Z}}_{\cdot j}^k - \hat{\mathbf{U}}_k \hat{\mathbf{U}}_k^T \mathbf{X}_{\cdot j}\|_2^2 + \|\hat{\mathbf{U}}_k \hat{\mathbf{U}}_k^T \mathbf{X}_{\cdot j} - \mathbf{X}_{\cdot j}\|_2^2. \quad (37)$$

Bounding $\|\tilde{\mathbf{Z}}_{\cdot j}^k - \hat{\mathbf{U}}_k \hat{\mathbf{U}}_k^T \mathbf{X}_{\cdot j}\|_2^2$. Recall that $\tilde{\mathbf{Z}} = (1/\hat{\rho})\mathbf{Z} = \hat{\mathbf{U}}\hat{\mathbf{S}}\hat{\mathbf{V}}^T$, and hence $\mathbf{Z} = \hat{\rho}\hat{\mathbf{U}}\hat{\mathbf{S}}\hat{\mathbf{V}}^T$.

Consequently,

$$\begin{aligned} \frac{1}{\hat{\rho}}\hat{\mathbf{U}}_k \hat{\mathbf{U}}_k^T \mathbf{Z}_{\cdot j} &= \frac{1}{\hat{\rho}}\hat{\mathbf{U}}_k \hat{\mathbf{U}}_k^T \mathbf{Z} \mathbf{e}_j = \hat{\mathbf{U}}_k \hat{\mathbf{U}}_k^T \hat{\mathbf{U}} \hat{\mathbf{S}} \hat{\mathbf{V}}^T \mathbf{e}_j \\ &= \hat{\mathbf{U}}_k \hat{\mathbf{S}}_k \hat{\mathbf{V}}_k^T \mathbf{e}_j = \tilde{\mathbf{Z}}_{\cdot j}^k. \end{aligned}$$

Therefore, we have

$$\begin{aligned}\tilde{\mathbf{Z}}_{\cdot j}^k - \hat{\mathbf{U}}_k \hat{\mathbf{U}}_k^T \mathbf{X}_{\cdot j} &= \frac{1}{\hat{\rho}} \hat{\mathbf{U}}_k \hat{\mathbf{U}}_k^T \mathbf{Z}_{\cdot j} - \hat{\mathbf{U}}_k \hat{\mathbf{U}}_k^T \mathbf{X}_{\cdot j} \\ &= \frac{1}{\hat{\rho}} \hat{\mathbf{U}}_k \hat{\mathbf{U}}_k^T (\mathbf{Z}_{\cdot j} - \rho \mathbf{X}_{\cdot j}) + \left(\frac{\rho - \hat{\rho}}{\hat{\rho}} \right) \hat{\mathbf{U}}_k \hat{\mathbf{U}}_k^T \mathbf{X}_{\cdot j}.\end{aligned}$$

Therefore,

$$\begin{aligned}\|\tilde{\mathbf{Z}}_{\cdot j}^k - \hat{\mathbf{U}}_k \hat{\mathbf{U}}_k^T \mathbf{X}_{\cdot j}\|_2^2 &\leq \frac{2}{\hat{\rho}^2} \|\hat{\mathbf{U}}_k \hat{\mathbf{U}}_k^T (\mathbf{Z}_{\cdot j} - \rho \mathbf{X}_{\cdot j})\|_2^2 + 2 \left(\frac{\rho - \hat{\rho}}{\hat{\rho}} \right)^2 \|\hat{\mathbf{U}}_k \hat{\mathbf{U}}_k^T \mathbf{X}_{\cdot j}\|_2^2 \\ &\leq \frac{2}{\hat{\rho}^2} \|\hat{\mathbf{U}}_k \hat{\mathbf{U}}_k^T (\mathbf{Z}_{\cdot j} - \rho \mathbf{X}_{\cdot j})\|_2^2 + 2 \left(\frac{\rho - \hat{\rho}}{\hat{\rho}} \right)^2 \|\mathbf{X}_{\cdot j}\|_2^2,\end{aligned}$$

where we have used the fact that $\|\hat{\mathbf{U}}_k \hat{\mathbf{U}}_k^T\|_2 = 1$. Recall that $\mathbf{U} \in \mathbb{R}^{n \times r}$ represents the left singular vectors of \mathbf{X} . Thus,

$$\begin{aligned}\|\hat{\mathbf{U}}_k \hat{\mathbf{U}}_k^T (\mathbf{Z}_{\cdot j} - \rho \mathbf{X}_{\cdot j})\|_2^2 &\leq 2 \|(\hat{\mathbf{U}}_k \hat{\mathbf{U}}_k^T - \mathbf{U} \mathbf{U}^T) (\mathbf{Z}_{\cdot j} - \rho \mathbf{X}_{\cdot j})\|_2^2 + 2 \|\mathbf{U} \mathbf{U}^T (\mathbf{Z}_{\cdot j} - \rho \mathbf{X}_{\cdot j})\|_2^2 \\ &\leq 2 \|\hat{\mathbf{U}}_k \hat{\mathbf{U}}_k^T - \mathbf{U} \mathbf{U}^T\|_2^2 \|\mathbf{Z}_{\cdot j} - \rho \mathbf{X}_{\cdot j}\|_2^2 + 2 \|\mathbf{U} \mathbf{U}^T (\mathbf{Z}_{\cdot j} - \rho \mathbf{X}_{\cdot j})\|_2^2.\end{aligned}$$

By Assumption 2.1, we have that $\|\mathbf{X}_{\cdot j}\|_2^2 \leq n$. This yields

$$\begin{aligned}\|\tilde{\mathbf{Z}}_{\cdot j}^k - \hat{\mathbf{U}}_k \hat{\mathbf{U}}_k^T \mathbf{X}_{\cdot j}\|_2^2 &\leq \frac{4}{\hat{\rho}^2} \|\hat{\mathbf{U}}_k \hat{\mathbf{U}}_k^T - \mathbf{U} \mathbf{U}^T\|_2^2 \|\mathbf{Z}_{\cdot j} - \rho \mathbf{X}_{\cdot j}\|_2^2 \\ &\quad + \frac{4}{\hat{\rho}^2} \|\mathbf{U} \mathbf{U}^T (\mathbf{Z}_{\cdot j} - \rho \mathbf{X}_{\cdot j})\|_2^2 + 2n \left(\frac{\rho - \hat{\rho}}{\hat{\rho}} \right)^2.\end{aligned}\tag{38}$$

We now state Lemmas C.9 and C.10. Their proofs are in Sections C.8 and C.9, respectively.

Lemma C.9. *For any $\alpha > 1$,*

$$\mathbb{P}(\rho/\alpha \leq \hat{\rho} \leq \alpha\rho) \geq 1 - 2 \exp\left(-\frac{(\alpha-1)^2 n p \rho}{2\alpha^2}\right).$$

Therefore, for $\rho \geq c \frac{\log^2 np}{np}$, we have with probability $1 - O(1/(np)^{10})$

$$\frac{\rho}{2} \leq \hat{\rho} \leq 2\rho \quad \text{and} \quad \left(\frac{\rho - \hat{\rho}}{\hat{\rho}} \right)^2 \leq C \frac{\log(np)}{\rho n p}.$$

Lemma C.10. Consider any matrix $\mathbf{Q} \in \mathbb{R}^{n \times \ell}$ with $1 \leq \ell \leq n$ such that its columns $\mathbf{Q}_{\cdot j}$ for $j \in [\ell]$ are orthonormal vectors. Then for any $t > 0$,

$$\begin{aligned} & \mathbb{P} \left(\max_{j \in [p]} \|\mathbf{Q}\mathbf{Q}^T(\mathbf{Z}_{\cdot j} - \rho\mathbf{X}_{\cdot j})\|_2^2 \geq \ell C(K+1)^2 + t \right) \\ & \leq p \cdot \exp \left(-c \min \left(\frac{t^2}{C(K+1)^4 \ell}, \frac{t}{C(K+1)^2} \right) \right). \end{aligned}$$

Subsequently, with probability $1 - O(1/(np)^{10})$,

$$\max_{j \in [p]} \|\mathbf{Q}\mathbf{Q}^T(\mathbf{Z}_{\cdot j} - \rho\mathbf{X}_{\cdot j})\|_2^2 \leq C(K+1)^2(\ell + \sqrt{\ell} \log(np)).$$

Both terms $\|\mathbf{Z}_{\cdot j} - \rho\mathbf{X}_{\cdot j}\|_2^2$ and $\|\mathbf{U}\mathbf{U}^T(\mathbf{Z}_{\cdot j} - \rho\mathbf{X}_{\cdot j})\|_2^2$ can be bounded by Lemma C.10: for the first term $\mathbf{Q} = \mathbf{I}$, and for the second term $\mathbf{Q} = \mathbf{U}$. In summary, with probability $1 - O(1/(np)^{10})$, we have

$$\max_{j \in [p]} \|\mathbf{Z}_{\cdot j} - \rho\mathbf{X}_{\cdot j}\|_2^2 \leq C(K+1)^2(n + \sqrt{n} \log(np)), \quad (39)$$

and

$$\max_{j \in [p]} \|\mathbf{U}\mathbf{U}^T(\mathbf{Z}_{\cdot j} - \rho\mathbf{X}_{\cdot j})\|_2^2 \leq C(K+1)^2(r + \sqrt{r} \log(np)). \quad (40)$$

Using (38), (39), (40), and Lemmas C.1 and C.9 with $k = r$, we conclude that with probability $1 - O(1/(np)^{10})$,

$$\max_{j \in [p]} \|\tilde{\mathbf{Z}}_{\cdot j}^k - \hat{\mathbf{U}}_k \hat{\mathbf{U}}_k^T \mathbf{X}_{\cdot j}\|_2^2 \leq C(K, \gamma) \left(\frac{(n+p)(n + \sqrt{n} \log(np))}{\rho^4 s_r^2} + \frac{r + \sqrt{r} \log(np)}{\rho^2} \right) + C \frac{\log(np)}{\rho p}. \quad (41)$$

Bounding $\|\hat{\mathbf{U}}_k \hat{\mathbf{U}}_k^T \mathbf{X}_{\cdot j} - \mathbf{X}_{\cdot j}\|_2^2$. Recalling $\mathbf{X} = \mathbf{U}\mathbf{S}\mathbf{V}^T$, we obtain $\mathbf{U}\mathbf{U}^T \mathbf{X}_{\cdot j} = \mathbf{X}_{\cdot j}$ since $\mathbf{U}\mathbf{U}^T$ is the projection onto the column space of \mathbf{X} . Therefore,

$$\|\hat{\mathbf{U}}_k \hat{\mathbf{U}}_k^T \mathbf{X}_{\cdot j} - \mathbf{X}_{\cdot j}\|_2^2 = \|\hat{\mathbf{U}}_k \hat{\mathbf{U}}_k^T \mathbf{X}_{\cdot j} - \mathbf{U}\mathbf{U}^T \mathbf{X}_{\cdot j}\|_2^2$$

$$\leq \|\widehat{\mathbf{U}}_k \widehat{\mathbf{U}}_k^T - \mathbf{U} \mathbf{U}^T\|_2^2 \|\mathbf{X}_{\cdot j}\|_2^2.$$

Using Property 2.1, note that $\|\mathbf{X}_{\cdot j}\|_2^2 \leq n$. Thus using Lemma C.1 with $k = r$, we have that with probability at least $1 - O(1/(np)^{10})$, we have

$$\|\widehat{\mathbf{U}}_k \widehat{\mathbf{U}}_k^T \mathbf{X}_{\cdot j} - \mathbf{X}_{\cdot j}\|_2^2 \leq C \frac{n(n+p)}{\rho^2 s_r^2}. \quad (42)$$

Concluding. From (37), (41), and (42), we claim with probability at least $1 - O(1/(np)^{10})$

$$\|\mathbf{X} - \widetilde{\mathbf{Z}}^k\|_{2,\infty}^2 \leq C(K, \gamma) \left(\frac{(n+p)(n + \sqrt{n} \log(np))}{\rho^4 s_r^2} + \frac{r + \sqrt{r} \log(np)}{\rho^2} \right) + C \frac{\log(np)}{\rho p}.$$

This completes the proof of Lemma C.2.

C.3 Proof of Lemma C.3

To bound \widehat{s}_k , we recall Weyl's inequality.

Lemma C.11 (Weyl's inequality). *Given $\mathbf{A}, \mathbf{B} \in \mathbb{R}^{m \times n}$, let σ_i and $\widehat{\sigma}_i$ be the i -th singular values of \mathbf{A} and \mathbf{B} , respectively, in decreasing order and repeated by multiplicities. Then for all $i \in [m \wedge n]$,*

$$|\sigma_i - \widehat{\sigma}_i| \leq \|\mathbf{A} - \mathbf{B}\|_2.$$

Let \widetilde{s}_k be the k -th singular value of \mathbf{Z} . Then, $\widehat{s}_k = (1/\widehat{\rho})\widetilde{s}_k$ since it is the k -th singular value of $\widetilde{\mathbf{Z}} = (1/\widehat{\rho})\mathbf{Z}$. By Lemma C.11, we have

$$|\widetilde{s}_k - \rho s_k| \leq \|\mathbf{Z} - \rho \mathbf{X}\|_2;$$

recall that s_k is the k -th singular value of \mathbf{X} . As a result,

$$|\widehat{s}_k - s_k| = \frac{1}{\widehat{\rho}} |\widetilde{s}_k - \widehat{\rho} s_k|$$

$$\begin{aligned}
&\leq \frac{1}{\widehat{\rho}} |\tilde{s}_k - \rho s_k| + \frac{|\rho - \widehat{\rho}|}{\widehat{\rho}} s_k \\
&\leq \frac{\|\mathbf{Z} - \rho \mathbf{X}\|_2}{\widehat{\rho}} + \frac{|\rho - \widehat{\rho}|}{\widehat{\rho}} s_k.
\end{aligned}$$

From Lemma C.8 and Lemma C.9, it follows that with probability at least $1 - O(1/(np)^{10})$,

$$|\widehat{s}_k - s_k| \leq \frac{C(K, \gamma)(\sqrt{n} + \sqrt{p})}{\rho} + C \frac{\sqrt{\log(np)}}{\sqrt{\rho np}} s_k.$$

This completes the proof of Lemma C.3.

C.4 Proof of Lemma C.4

We need to bound $\langle \widetilde{\mathbf{Z}}^k(\widehat{\boldsymbol{\beta}} - \boldsymbol{\beta}^*), \boldsymbol{\varepsilon} \rangle$. To that end, we recall that $\widehat{\boldsymbol{\beta}} = \widehat{\mathbf{V}}_k \widehat{\mathbf{S}}_k^{-1} \widehat{\mathbf{U}}_k^T \mathbf{y}$, $\widetilde{\mathbf{Z}}^k = \widehat{\mathbf{U}}_k \widehat{\mathbf{S}}_k \widehat{\mathbf{V}}_k^T$, and $\mathbf{y} = \mathbf{X}\boldsymbol{\beta}^* + \boldsymbol{\varepsilon}$. Thus,

$$\widetilde{\mathbf{Z}}^k \widehat{\boldsymbol{\beta}} = \widehat{\mathbf{U}}_k \widehat{\mathbf{S}}_k \widehat{\mathbf{V}}_k^T \widehat{\mathbf{V}}_k \widehat{\mathbf{S}}_k^{-1} \widehat{\mathbf{U}}_k^T \mathbf{y} = \widehat{\mathbf{U}}_k \widehat{\mathbf{U}}_k^T \mathbf{X}\boldsymbol{\beta}^* + \widehat{\mathbf{U}}_k \widehat{\mathbf{U}}_k^T \boldsymbol{\varepsilon}.$$

Therefore,

$$\langle \widetilde{\mathbf{Z}}^k(\widehat{\boldsymbol{\beta}} - \boldsymbol{\beta}^*), \boldsymbol{\varepsilon} \rangle = \langle \widehat{\mathbf{U}}_k \widehat{\mathbf{U}}_k^T \mathbf{X}\boldsymbol{\beta}^*, \boldsymbol{\varepsilon} \rangle + \langle \widehat{\mathbf{U}}_k \widehat{\mathbf{U}}_k^T \boldsymbol{\varepsilon}, \boldsymbol{\varepsilon} \rangle - \langle \widehat{\mathbf{U}}_k \widehat{\mathbf{S}}_k \widehat{\mathbf{V}}_k^T \boldsymbol{\beta}^*, \boldsymbol{\varepsilon} \rangle. \quad (43)$$

Now, $\boldsymbol{\varepsilon}$ is independent of $\widehat{\mathbf{U}}_k, \widehat{\mathbf{S}}_k, \widehat{\mathbf{V}}_k$ since $\widetilde{\mathbf{Z}}^k$ is determined by \mathbf{Z} , which is independent of $\boldsymbol{\varepsilon}$. As a result,

$$\begin{aligned}
\mathbb{E}[\langle \widehat{\mathbf{U}}_k \widehat{\mathbf{U}}_k^T \boldsymbol{\varepsilon}, \boldsymbol{\varepsilon} \rangle] &= \mathbb{E}[\boldsymbol{\varepsilon}^T \widehat{\mathbf{U}}_k \widehat{\mathbf{U}}_k^T \boldsymbol{\varepsilon}] \\
&= \mathbb{E}[\text{tr}(\boldsymbol{\varepsilon}^T \widehat{\mathbf{U}}_k \widehat{\mathbf{U}}_k^T \boldsymbol{\varepsilon})] = \mathbb{E}[\text{tr}(\boldsymbol{\varepsilon} \boldsymbol{\varepsilon}^T \widehat{\mathbf{U}}_k \widehat{\mathbf{U}}_k^T)] \\
&= \text{tr}(\mathbb{E}[\boldsymbol{\varepsilon} \boldsymbol{\varepsilon}^T] \widehat{\mathbf{U}}_k \widehat{\mathbf{U}}_k^T) \leq C \text{tr}(\sigma^2 \widehat{\mathbf{U}}_k \widehat{\mathbf{U}}_k^T) \\
&= C\sigma^2 \|\widehat{\mathbf{U}}_k\|_F^2 = C\sigma^2 k.
\end{aligned} \quad (44)$$

Therefore, it follows that

$$\mathbb{E}[\langle \widetilde{\mathbf{Z}}^k(\widehat{\boldsymbol{\beta}} - \boldsymbol{\beta}^*), \boldsymbol{\varepsilon} \rangle] \leq C\sigma^2 k, \quad (45)$$

where we used the fact $\mathbb{E}[\boldsymbol{\varepsilon}] = \mathbf{0}$. To obtain a high probability bound, using Lemma F.3 it follows that for any $t > 0$

$$\mathbb{P}\left(\langle \widehat{\mathbf{U}}_k \widehat{\mathbf{U}}_k^T \mathbf{X} \boldsymbol{\beta}^*, \boldsymbol{\varepsilon} \rangle \geq t\right) \leq \exp\left(-\frac{ct^2}{n\|\boldsymbol{\beta}^*\|_1^2 \sigma^2}\right) \quad (46)$$

due to Assumption 2.3, and

$$\|\widehat{\mathbf{U}}_k \widehat{\mathbf{U}}_k^T \mathbf{X} \boldsymbol{\beta}^*\|_2 \leq \|\mathbf{X} \boldsymbol{\beta}^*\|_2 \leq \|\mathbf{X}\|_{2,\infty} \|\boldsymbol{\beta}^*\|_1 \leq \sqrt{n} \|\boldsymbol{\beta}^*\|_1;$$

note that we have used the fact that $\widehat{\mathbf{U}}_k \widehat{\mathbf{U}}_k^T$ is a projection matrix and $\|\mathbf{X}\|_{2,\infty} \leq \sqrt{n}$ due to Assumption 2.1. Similarly, for any $t > 0$

$$\mathbb{P}\left(\langle \widehat{\mathbf{U}}_k \widehat{\mathbf{S}}_k \widehat{\mathbf{V}}_k^T \boldsymbol{\beta}^*, \boldsymbol{\varepsilon} \rangle \geq t\right) \leq \exp\left(-\frac{ct^2}{\sigma^2(n + \|\widetilde{\mathbf{Z}}^k - \mathbf{X}\|_{2,\infty}^2) \|\boldsymbol{\beta}^*\|_1^2}\right), \quad (47)$$

due to Assumption 2.3, and

$$\begin{aligned} \|\widehat{\mathbf{U}}_k \widehat{\mathbf{S}}_k \widehat{\mathbf{V}}_k^T \boldsymbol{\beta}^*\|_2 &= \|(\widetilde{\mathbf{Z}}^k - \mathbf{X})\boldsymbol{\beta}^* + \mathbf{X}\boldsymbol{\beta}^*\|_2 \leq \|(\widetilde{\mathbf{Z}}^k - \mathbf{X})\boldsymbol{\beta}^*\|_2 + \|\mathbf{X}\boldsymbol{\beta}^*\|_2 \\ &\leq (\|\widetilde{\mathbf{Z}}^k - \mathbf{X}\|_{2,\infty} + \|\mathbf{X}\|_{2,\infty}) \|\boldsymbol{\beta}^*\|_1. \end{aligned}$$

Finally, using Lemma F.4 and (45), it follows that for any $t > 0$

$$\mathbb{P}\left(\langle \widehat{\mathbf{U}}_k \widehat{\mathbf{U}}_k^T \boldsymbol{\varepsilon}, \boldsymbol{\varepsilon} \rangle \geq \sigma^2 k + t\right) \leq \exp\left(-c \min\left(\frac{t^2}{k\sigma^4}, \frac{t}{\sigma^2}\right)\right), \quad (48)$$

since $\widehat{\mathbf{U}}_k \widehat{\mathbf{U}}_k^T$ is a projection matrix and by Assumption 2.3.

From (43), (46), (47), and (48), we conclude that with probability at least $1 - O(1/(np)^{10})$,

$$\langle \widetilde{\mathbf{Z}}^k (\widehat{\boldsymbol{\beta}} - \boldsymbol{\beta}^*), \boldsymbol{\varepsilon} \rangle \leq \sigma^2 k + C\sigma\sqrt{\log(np)}(\sigma\sqrt{k} + \sigma\sqrt{\log(np)} + \|\boldsymbol{\beta}^*\|_1(\sqrt{n} + \|\widetilde{\mathbf{Z}}^k - \mathbf{X}\|_{2,\infty})).$$

This completes the proof of Lemma C.4.

C.5 Proof of Lemma C.5

As mentioned earlier, the proof presented here is a natural extension of that for Theorem 4.6.1 in Vershynin (2018) for the non-isotropic setting. Recall that

$$\|\mathbf{A}\| = \max_{\mathbf{x} \in S^{p-1}, \mathbf{y} \in S^{n-1}} \langle \mathbf{A}\mathbf{x}, \mathbf{y} \rangle,$$

where S^{p-1}, S^{n-1} denote the unit spheres in \mathbb{R}^p and \mathbb{R}^n , respectively. We start by bounding the quadratic term $\langle \mathbf{A}\mathbf{x}, \mathbf{y} \rangle$ for a finite set \mathbf{x}, \mathbf{y} obtained by placing 1/4-net on the unit spheres, and then use the bound on them to bound $\langle \mathbf{A}\mathbf{x}, \mathbf{y} \rangle$ for all \mathbf{x}, \mathbf{y} over the spheres.

Step 1: Approximation. We will use Corollary 4.2.13 of Vershynin (2018) to establish a 1/4-net of \mathcal{N} of the unit sphere S^{p-1} with cardinality $|\mathcal{N}| \leq 9^p$. Applying Lemma 4.4.1 of Vershynin (2018), we obtain

$$\left\| \frac{1}{n} \mathbf{A}^T \mathbf{A} - \Sigma \right\|_2 \leq 2 \max_{\mathbf{x} \in \mathcal{N}} \left| \left\langle \left(\frac{1}{n} \mathbf{A}^T \mathbf{A} - \Sigma \right) \mathbf{x}, \mathbf{x} \right\rangle \right| = 2 \max_{\mathbf{x} \in \mathcal{N}} \left| \frac{1}{n} \|\mathbf{A}\mathbf{x}\|_2^2 - \mathbf{x}^T \Sigma \mathbf{x} \right|.$$

To achieve our desired result, it remains to show that

$$\max_{\mathbf{x} \in \mathcal{N}} \left| \frac{1}{n} \|\mathbf{A}\mathbf{x}\|_2^2 - \mathbf{x}^T \Sigma \mathbf{x} \right| \leq \frac{\epsilon}{2},$$

where $\epsilon = K^2 \max(\delta, \delta^2)$.

Step 2: Concentration. Let us fix a unit vector $\mathbf{x} \in S^{p-1}$ and write

$$\|\mathbf{A}\mathbf{x}\|_2^2 - \mathbf{x}^T \Sigma \mathbf{x} = \sum_{i=1}^n (\langle \mathbf{A}_{i,\cdot}, \mathbf{x} \rangle^2 - \mathbb{E}[\langle \mathbf{A}_{i,\cdot}, \mathbf{x} \rangle^2]) =: \sum_{i=1}^n (Y_i^2 - \mathbb{E}[Y_i^2]).$$

Since the rows of \mathbf{A} are assumed to be independent sub-gaussian random vectors with $\|\mathbf{A}_{i,\cdot}\|_{\psi_2} \leq K$, it follows that $Y_i = \langle \mathbf{A}_{i,\cdot}, \mathbf{x} \rangle$ are independent sub-gaussian random variables with $\|Y_i\|_{\psi_2} \leq K$. Therefore, $Y_i^2 - \mathbb{E}[Y_i^2]$ are independent, mean zero, sub-exponential

random variables with

$$\|Y_i^2 - \mathbb{E}[Y_i^2]\|_{\psi_1} \leq C\|Y_i^2\|_{\psi_1} \leq C\|Y_i\|_{\psi_2}^2 \leq CK^2.$$

As a result, we can apply Bernstein's inequality (see Theorem F.1) to obtain

$$\begin{aligned} \mathbb{P}\left(\left|\frac{1}{n}\|\mathbf{A}\mathbf{x}\|_2^2 - \mathbf{x}^T\boldsymbol{\Sigma}\mathbf{x}\right| \geq \frac{\epsilon}{2}\right) &= \mathbb{P}\left(\left|\frac{1}{n}\sum_{i=1}^n(Y_i^2 - \mathbb{E}[Y_i^2])\right| \geq \frac{\epsilon}{2}\right) \\ &\leq 2\exp\left(-c\min\left(\frac{\epsilon^2}{K^4}, \frac{\epsilon}{K^2}\right)n\right) \\ &= 2\exp(-c\delta^2n) \\ &\leq 2\exp(-cC^2(p+t^2)), \end{aligned}$$

where the last inequality follows from the definition of δ in (35) and because $(a+b)^2 \geq a^2 + b^2$ for $a, b \geq 0$.

Step 3: Union bound. We now apply a union bound over all elements in the net. Specifically,

$$\mathbb{P}\left(\max_{\mathbf{x} \in \mathcal{N}} \left|\frac{1}{n}\|\mathbf{A}\mathbf{x}\|_2^2 - \mathbf{x}^T\boldsymbol{\Sigma}\mathbf{x}\right| \geq \frac{\epsilon}{2}\right) \leq 9^p \cdot 2\exp(-cC^2(p+t^2)) \leq 2\exp(-t^2),$$

for large enough C . This concludes the proof.

C.6 Proof of Lemma C.6

Recall that $\mathbf{z}_i = (\mathbf{x}_i + \mathbf{w}_i) \circ \boldsymbol{\pi}_i$, where \mathbf{w}_i is an independent mean zero subgaussian vector with $\|\mathbf{w}_i\|_{\psi_2} \leq K$ and $\boldsymbol{\pi}_i$ is a vector of independent Bernoulli variables with parameter ρ . Hence, $\mathbb{E}[\mathbf{z}_i - \rho\mathbf{x}_i] = \mathbf{0}$ and is independent across $i \in [n]$. The only remaining item is a bound on $\|\mathbf{z}_i - \rho\mathbf{x}_i\|_{\psi_2}$. To that end, note that

$$\begin{aligned} \|\mathbf{z}_i - \rho\mathbf{x}_i\|_{\psi_2} &= \|\mathbf{x}_i \circ \boldsymbol{\pi}_i + \mathbf{w}_i \circ \boldsymbol{\pi}_i - \rho\mathbf{x}_i\|_{\psi_2} \\ &\leq \|\mathbf{x}_i \circ (\rho\mathbf{1} - \boldsymbol{\pi}_i)\|_{\psi_2} + \|\mathbf{w}_i \circ \boldsymbol{\pi}_i\|_{\psi_2}. \end{aligned}$$

Now, $(\rho\mathbf{1} - \boldsymbol{\pi}_i)$ is independent, zero mean random vector whose absolute value is bounded by 1, and is component-wise multiplied by \mathbf{x}_i which are bounded in absolute value by 1 as per Assumption 2.1. That is, $\mathbf{x}_i \circ (\rho\mathbf{1} - \boldsymbol{\pi}_i)$ is a zero mean random vector where each component is independent and bounded in absolute value by 1. That is, $\|\cdot\|_{\psi_2} \leq C$.

For $\mathbf{w}_i \circ \boldsymbol{\pi}_i$, note that \mathbf{w}_i and $\boldsymbol{\pi}_i$ are independent vectors and the coordinates of $\boldsymbol{\pi}_i$ have support $\{0, 1\}$. Therefore, from Lemma C.12, it follows that $\|\mathbf{w}_i \circ \boldsymbol{\pi}_i\|_{\psi_2} \leq \|\mathbf{w}_i\|_{\psi_2} \leq K$ by Assumption 2.4. The proof of Lemma C.6 is complete by choosing a large enough C .

Lemma C.12. *Suppose that $\mathbf{Y} \in \mathbb{R}^n$ and $\mathbf{P} \in \{0, 1\}^n$ are independent random vectors.*

Then,

$$\|\mathbf{Y} \circ \mathbf{P}\|_{\psi_2} \leq \|\mathbf{Y}\|_{\psi_2}.$$

Proof. Given a binary vector $\mathbf{P} \in \{0, 1\}^n$, let $I_{\mathbf{P}} = \{i \in [n] : P_i = 1\}$. Observe that

$$\mathbf{Y} \circ \mathbf{P} = \sum_{i \in I_{\mathbf{P}}} \mathbf{e}_i \otimes \mathbf{e}_i \mathbf{Y}.$$

Here, \circ denotes the Hadamard product (entry-wise product) of two matrices. By definition of the ψ_2 -norm,

$$\|\mathbf{Y}\|_{\psi_2} = \sup_{\mathbf{u} \in \mathbb{S}^{n-1}} \|\mathbf{u}^T \mathbf{Y}\|_{\psi_2} = \sup_{\mathbf{u} \in \mathbb{S}^{n-1}} \inf\{t > 0 : \mathbb{E}_{\mathbf{Y}}[\exp(|\mathbf{u}^T \mathbf{Y}|^2/t^2)] \leq 2\}.$$

Let $\mathbf{u}_0 \in \mathbb{S}^{n-1}$ denote the maximum-achieving unit vector (such a \mathbf{u}_0 exists because $\inf\{\dots\}$ is continuous with respect to \mathbf{u} and \mathbb{S}^{n-1} is compact). Now,

$$\begin{aligned} \|\mathbf{Y} \circ \mathbf{P}\|_{\psi_2} &= \sup_{\mathbf{u} \in \mathbb{S}^{n-1}} \|\mathbf{u}^T \mathbf{Y} \circ \mathbf{P}\|_{\psi_2} \\ &= \sup_{\mathbf{u} \in \mathbb{S}^{n-1}} \inf\{t > 0 : \mathbb{E}_{\mathbf{Y}, \mathbf{P}}[\exp(|\mathbf{u}^T \mathbf{Y} \circ \mathbf{P}|^2/t^2)] \leq 2\} \\ &= \sup_{\mathbf{u} \in \mathbb{S}^{n-1}} \inf\{t > 0 : \mathbb{E}_{\mathbf{P}}[\mathbb{E}_{\mathbf{Y}}[\exp(|\mathbf{u}^T \mathbf{Y} \circ \mathbf{P}|^2/t^2) \mid \mathbf{P}]] \leq 2\} \end{aligned}$$

$$\begin{aligned}
&= \sup_{\mathbf{u} \in \mathbb{S}^{n-1}} \inf\{t > 0 : \mathbb{E}_{\mathbf{P}}[\mathbb{E}_{\mathbf{Y}}[\exp(|\mathbf{u}^T \sum_{i \in I_{\mathbf{P}}} \mathbf{e}_i \otimes \mathbf{e}_i \mathbf{Y}|^2/t^2) \mid \mathbf{P}]] \leq 2\} \\
&= \sup_{\mathbf{u} \in \mathbb{S}^{n-1}} \inf\{t > 0 : \mathbb{E}_{\mathbf{P}}[\mathbb{E}_{\mathbf{Y}}[\exp(|\sum_{i \in I_{\mathbf{P}}} \mathbf{e}_i \otimes \mathbf{e}_i \mathbf{u}|^2 \mathbf{Y}^2/t^2) \mid \mathbf{P}]] \leq 2\}.
\end{aligned}$$

For any $\mathbf{u} \in \mathbb{S}^{n-1}$, observe that

$$\mathbb{E}_{\mathbf{Y}}[\exp(|\sum_{i \in I_{\mathbf{P}}} \mathbf{e}_i \otimes \mathbf{e}_i \mathbf{u}|^2 \mathbf{Y}^2/t^2) \mid \mathbf{P}] \leq \mathbb{E}_{\mathbf{Y}}[\exp(|\mathbf{u}_0^T \mathbf{Y}|^2/t^2)].$$

Therefore, taking supremum over $\mathbf{u} \in \mathbb{S}^{n-1}$, we obtain

$$\|\mathbf{Y} \circ \mathbf{P}\|_{\psi_2} \leq \|\mathbf{Y}\|_{\psi_2}.$$

□

C.7 Proof of Lemma C.7

Consider

$$\begin{aligned}
\mathbb{E}[\tilde{\mathbf{W}}^T \tilde{\mathbf{W}}] &= \sum_{i=1}^n \mathbb{E}[(\mathbf{z}_i - \rho \mathbf{x}_i) \otimes (\mathbf{z}_i - \rho \mathbf{x}_i)] \\
&= \sum_{i=1}^n \mathbb{E}[\mathbf{z}_i \otimes \mathbf{z}_i] - \rho^2 (\mathbf{x}_i \otimes \mathbf{x}_i) \\
&= \sum_{i=1}^n (\rho - \rho^2) \text{diag}(\mathbf{x}_i \otimes \mathbf{x}_i) + (\rho - \rho^2) \text{diag}(\mathbb{E}[\mathbf{w}_i \otimes \mathbf{w}_i]) + \rho^2 \mathbb{E}[\mathbf{w}_i \otimes \mathbf{w}_i].
\end{aligned}$$

Note that $\|\text{diag}(\mathbf{X}^T \mathbf{X})\|_2 \leq n$ due to Assumption 2.1. Using Assumption 2.4, it follows that

$\|\text{diag}(\mathbb{E}[\mathbf{w}_i \otimes \mathbf{w}_i])\|_2 \leq CK^2$. By Assumption 2.4, we have $\|\mathbb{E}[\mathbf{w}_i \otimes \mathbf{w}_i]\|_2 \leq \gamma^2$. Therefore,

$$\|\mathbb{E}[\tilde{\mathbf{W}}^T \tilde{\mathbf{W}}]\|_2 \leq Cn(\rho - \rho^2)(K + 1)^2 + n\rho^2\gamma^2.$$

This completes the proof of Lemma C.7.

C.8 Proof of Lemma C.9

By the Binomial Chernoff bound, for $\alpha > 1$,

$$\mathbb{P}(\widehat{\rho} > \alpha\rho) \leq \exp\left(-\frac{(\alpha-1)^2}{\alpha+1}npp\right) \quad \text{and} \quad \mathbb{P}(\widehat{\rho} < \rho/\alpha) \leq \exp\left(-\frac{(\alpha-1)^2}{2\alpha^2}npp\right).$$

By the union bound,

$$\mathbb{P}(\rho/\alpha \leq \widehat{\rho} \leq \alpha\rho) \geq 1 - \mathbb{P}(\widehat{\rho} > \alpha\rho) - \mathbb{P}(\widehat{\rho} < \rho/\alpha).$$

Noticing $\alpha + 1 < 2\alpha < 2\alpha^2$ for all $\alpha > 1$, we obtain the desired bound claimed in Lemma

C.9. To complete the remaining claim of Lemma C.9, we consider an α that satisfies

$$(\alpha - 1)^2 \leq C \frac{\log(np)}{\rho np},$$

for a constant $C > 0$. Thus,

$$1 - C \frac{\sqrt{\log(np)}}{\sqrt{\rho np}} \leq \alpha \leq 1 + C \frac{\sqrt{\log(np)}}{\sqrt{\rho np}}.$$

Then, with $\rho \geq c \frac{\log^2 np}{np}$, we have that $\alpha \leq 2$. Further by choosing $C > 0$ large enough, we have

$$\frac{(\rho - \widehat{\rho})^2}{\widehat{\rho}^2} \leq C \frac{\log(np)}{\rho np}.$$

holds with probability at least $1 - O(1/(np)^{10})$. This completes the proof of Lemma C.9.

C.9 Proof of Lemma C.10

By definition $\mathbf{Q}\mathbf{Q}^T \in \mathbb{R}^{n \times n}$ is a rank ℓ matrix. Since \mathbf{Q} has orthonormal column vectors, the projection operator has $\|\mathbf{Q}\mathbf{Q}^T\|_2 = 1$ and $\|\mathbf{Q}\mathbf{Q}^T\|_F^2 = \ell$. For a given $j \in [p]$, the random vector $\mathbf{Z}_{\cdot j} - \rho \mathbf{X}_{\cdot j}$ is such that it has zero mean, independent components that are sub-gaussian by Assumption 2.4. For any $i \in [n], j \in [p]$, we have by property of ψ_2 norm,

$\|z_{ij} - \rho x_{ij}\|_{\psi_2} \leq \|\mathbf{z}_i - \rho \mathbf{x}_i\|_{\psi_2}$ which is bounded by $C(K+1)$ using Lemma C.6. Recall the Hanson-Wright inequality (Vershynin (2018)):

Theorem C.2 (Hanson-Wright inequality). *Let $\boldsymbol{\zeta} \in \mathbb{R}^n$ be a random vector with independent, mean zero, sub-gaussian coordinates. Let \mathbf{A} be an $n \times n$ matrix. Then for any $t > 0$,*

$$\mathbb{P}(|\boldsymbol{\zeta}^T \mathbf{A} \boldsymbol{\zeta} - \mathbb{E}[\boldsymbol{\zeta}^T \mathbf{A} \boldsymbol{\zeta}]| \geq t) \leq 2 \exp\left(-c \min\left(\frac{t^2}{L^4 \|\mathbf{A}\|_F^2}, \frac{t}{L^2 \|\mathbf{A}\|_2}\right)\right),$$

where $L = \max_{i \in [n]} \|\zeta_i\|_{\psi_2}$.

Now with $\boldsymbol{\zeta} = \mathbf{Z}_{\cdot j} - \rho \mathbf{X}_{\cdot j}$ and the fact that $\mathbf{Q}^T \mathbf{Q} = \mathbf{I} \in \mathbb{R}^{\ell \times \ell}$, $\|\mathbf{Q} \mathbf{Q}^T \boldsymbol{\zeta}\|_2^2 = \boldsymbol{\zeta}^T \mathbf{Q} \mathbf{Q}^T \boldsymbol{\zeta}$.

Therefore, by Theorem C.2, for any $t > 0$,

$$\|\mathbf{Q} \mathbf{Q}^T \boldsymbol{\zeta}\|_2^2 \leq \mathbb{E}[\boldsymbol{\zeta}^T \mathbf{Q} \mathbf{Q}^T \boldsymbol{\zeta}] + t,$$

with probability at least $1 - \exp\left(-c \min\left(\frac{t}{C(K+1)^2}, \frac{t^2}{C(K+1)^4 \ell}\right)\right)$. Now,

$$\begin{aligned} \mathbb{E}[\boldsymbol{\zeta}^T \mathbf{Q} \mathbf{Q}^T \boldsymbol{\zeta}] &= \sum_{m=1}^{\ell} \mathbb{E}[(\mathbf{Q}_{\cdot m}^T \boldsymbol{\zeta})^2] \\ &\stackrel{(a)}{=} \sum_{m=1}^{\ell} \text{Var}(\mathbf{Q}_{\cdot m}^T \boldsymbol{\zeta}) \\ &\stackrel{(b)}{=} \sum_{m=1}^{\ell} \sum_{i=1}^n \mathbf{Q}_{im}^2 \text{Var}(\zeta_i) \\ &\stackrel{(c)}{\leq} C(K+1)^2 \ell, \end{aligned}$$

where $\boldsymbol{\zeta} = \mathbf{Z}_{\cdot j} - \rho \mathbf{X}_{\cdot j}$, and hence (a) follows from $\mathbb{E}[\boldsymbol{\zeta}] = \mathbb{E}[\mathbf{Z}_{\cdot j} - \rho \mathbf{X}_{\cdot j}] = \mathbf{0}$, (b) follows from $\boldsymbol{\zeta}$ having independent components and (c) follows from each component of $\boldsymbol{\zeta}$ having ψ_2 -norm bounded by $C(K+1)$. Therefore, it follows by union bound that for any $t > 0$,

$$\begin{aligned} &\mathbb{P}\left(\max_{j \in [p]} \|\mathbf{Q} \mathbf{Q}^T (\mathbf{Z}_{\cdot j} - \rho \mathbf{X}_{\cdot j})\|_2^2 \geq \ell C(K+1)^2 + t\right) \\ &\leq p \cdot \exp\left(-c \min\left(\frac{t^2}{C(K+1)^4 \ell}, \frac{t}{C(K+1)^2}\right)\right). \end{aligned}$$

This completes the proof of Lemma C.10.

D Proof of Theorem 4.2

Broadly, we proceed in three steps: (i) stating the Gaussian location model (GLM) and an associated minimax result; (ii) reducing GLM to an instance of error-in-variables regression; (iii) establishing a minimax result on the parameter estimation error of error-in-variables using the GLM minimax result.

Gaussian location model. Below, we introduce the GLM setting through a well-known minimax result.

Lemma D.1 (Theorem 12.4 of Wu (2020)). *Let $\boldsymbol{\theta} \sim \mathcal{N}(\boldsymbol{\theta}^*, \sigma^2 \mathbf{I}_p)$, where $\mathbf{I}_p \in \mathbb{R}^{p \times p}$ is the identity matrix and $\boldsymbol{\theta}, \boldsymbol{\theta}^* \in \mathbb{R}^p$. Given $\boldsymbol{\theta}$, let $\widehat{\boldsymbol{\theta}}$ be any estimator of $\boldsymbol{\theta}^*$. Then,*

$$\inf_{\widehat{\boldsymbol{\theta}}} \sup_{\boldsymbol{\theta} \in \mathbb{B}_2} \mathbb{E} \|\widehat{\boldsymbol{\theta}} - \boldsymbol{\theta}^*\|_2^2 = \Theta(\sigma^2 p \wedge 1).$$

Reducing GLM to error-in-variables. We will now show how an instance of GLM can be reduced to an instance of error-in-variables. Towards this, we follow the setup of Lemma D.1 and define $\boldsymbol{\beta}^* = \boldsymbol{\theta}^*$, $\boldsymbol{\beta} = \boldsymbol{\theta}$, and $s = 1/\sigma$. For convenience, we write $\boldsymbol{\beta} = \boldsymbol{\beta}^* + \boldsymbol{\eta}$, where the entries of $\boldsymbol{\eta}$ are independent Gaussian r.v.s with mean zero and variance $1/s^2$; hence $\boldsymbol{\beta} \sim \mathcal{N}(\boldsymbol{\beta}^*, (1/s^2)\mathbf{I}_p)$. Now, recall that the error-in-variables setting reveals a response vector $\mathbf{y} = \mathbf{X}\boldsymbol{\beta}^* + \boldsymbol{\varepsilon}$ and covariate $\mathbf{Z} = \mathbf{X} + \mathbf{W}$, where the parameter estimation objective is to recover $\boldsymbol{\beta}^*$ from (\mathbf{y}, \mathbf{Z}) . Below, we construct instances of these quantities using $\boldsymbol{\beta}, \boldsymbol{\beta}^*$ as follows:

- (i) Let the SVD of \mathbf{X} be defined as $\mathbf{X} = s\mathbf{u} \otimes \mathbf{v}$, where $\mathbf{u} = (1, 0, \dots, 0)^T \in \mathbb{R}^n$ and $\mathbf{v} = \boldsymbol{\beta}^*$. Note by construction, $\text{rank}(\mathbf{X}) = 1$ and $\boldsymbol{\beta}^* \in \text{rowspan}(\mathbf{X})$.
- (ii) To construct \mathbf{y} , we first sample $\boldsymbol{\varepsilon} \in \mathbb{R}^n$ whose entries are independent standard normal

r.v.s. Next, we define $\mathbf{y} = \mathbf{s}\mathbf{u} + \boldsymbol{\varepsilon}$. From (i), we note that $\mathbf{X}\boldsymbol{\beta}^* = \mathbf{s}\mathbf{u}$ such that \mathbf{y} can be equivalently expressed as $\mathbf{y} = \mathbf{X}\boldsymbol{\beta}^* + \boldsymbol{\varepsilon}$.

(iii) Let $\mathbf{Z} = \mathbf{s}\mathbf{u} \otimes \boldsymbol{\beta}$. By construction, it follows that $\mathbf{Z} = \mathbf{X} + \mathbf{s}\mathbf{u} \otimes \boldsymbol{\eta}$. Note that $\mathbf{W} = \mathbf{s}\mathbf{u} \otimes \boldsymbol{\eta}$ is an $n \times p$ matrix whose entries in the first row are independent standard normal r.v.s and the remaining entries are zero.

Establishing minimax parameter estimation result. As stated above, the error-in-variables parameter estimation task is to construct $\widehat{\boldsymbol{\beta}}$ from (\mathbf{y}, \mathbf{Z}) such that $\|\widehat{\boldsymbol{\beta}} - \boldsymbol{\beta}^*\|_2$ vanishes as n, p grow. Using the above reduction combined with Lemma D.1, it follows that

$$\inf_{\widehat{\boldsymbol{\beta}}} \sup_{\boldsymbol{\beta}^* \in \mathbb{B}_2} \mathbb{E} \|\widehat{\boldsymbol{\beta}} - \boldsymbol{\beta}^*\|_2^2 = \Theta(p/s^2 \wedge 1).$$

To attain our desired result, it suffices to establish that $p/s^2 = \Omega(1)$. By (4) and under the assumption $n = O(p)$, we have that $s^2 \leq 2\text{snr}^2(n+p) \leq c\text{snr}^2p$ for some $c > 0$. As such, if $\text{snr} = O(1)$, then the minimax error is bounded below by a constant. This completes the proof.

E Proof of Theorem 4.3

Recall that \mathbf{X}' and \mathbf{Z}' denote the latent and observed testing covariates, respectively. We denote the SVD of the former as $\mathbf{X}' = \mathbf{U}'\mathbf{S}'\mathbf{V}'^T$. Let s'_ℓ be the ℓ -th singular value of \mathbf{X}' . Further, recall that $\widetilde{\mathbf{Z}}' = (1/\widehat{\rho}')\mathbf{Z}'$, and its rank ℓ truncation is denoted as $\widetilde{\mathbf{Z}}'^\ell$. Our interest is in bounding $\|\widetilde{\mathbf{Z}}'^\ell \widehat{\boldsymbol{\beta}} - \mathbf{X}'\boldsymbol{\beta}^*\|_2$. Towards this, consider

$$\begin{aligned} \|\widetilde{\mathbf{Z}}'^\ell \widehat{\boldsymbol{\beta}} - \mathbf{X}'\boldsymbol{\beta}^*\|_2^2 &= \|\widetilde{\mathbf{Z}}'^\ell \widehat{\boldsymbol{\beta}} - \widetilde{\mathbf{Z}}'^\ell \boldsymbol{\beta}^* + \widetilde{\mathbf{Z}}'^\ell \boldsymbol{\beta}^* - \mathbf{X}'\boldsymbol{\beta}^*\|_2^2 \\ &\leq 2\|\widetilde{\mathbf{Z}}'^\ell (\widehat{\boldsymbol{\beta}} - \boldsymbol{\beta}^*)\|_2^2 + 2\|(\widetilde{\mathbf{Z}}'^\ell - \mathbf{X}')\boldsymbol{\beta}^*\|_2^2. \end{aligned} \quad (49)$$

We shall bound the two terms on the right hand side of (49) next.

Bounding $\|\tilde{\mathbf{Z}}'^\ell(\hat{\boldsymbol{\beta}} - \boldsymbol{\beta}^)\|_2^2$.* Since $\tilde{\mathbf{Z}}'^\ell = (1/\hat{\rho}')\mathbf{Z}'^\ell$, we have

$$\begin{aligned}\|\tilde{\mathbf{Z}}'^\ell(\hat{\boldsymbol{\beta}} - \boldsymbol{\beta}^*)\|_2^2 &= \frac{1}{(\hat{\rho}')^2}\|\mathbf{Z}'^\ell(\hat{\boldsymbol{\beta}} - \boldsymbol{\beta}^*)\|_2^2 \\ &= \frac{1}{(\hat{\rho}')^2}\|(\mathbf{Z}'^\ell - \rho\mathbf{X}' + \rho\mathbf{X}')(\hat{\boldsymbol{\beta}} - \boldsymbol{\beta}^*)\|_2^2 \\ &\leq \frac{2}{(\hat{\rho}')^2}\|(\mathbf{Z}'^\ell - \rho\mathbf{X}')(\hat{\boldsymbol{\beta}} - \boldsymbol{\beta}^*)\|_2^2 + 2\left(\frac{\rho}{\hat{\rho}'}\right)^2\|\mathbf{X}'(\hat{\boldsymbol{\beta}} - \boldsymbol{\beta}^*)\|_2^2.\end{aligned}\quad (50)$$

Now, note that $\|\mathbf{Z}' - \mathbf{Z}'^\ell\|_2$ is the $(\ell + 1)$ -st largest singular value of \mathbf{Z}' . Therefore, by

Weyl's inequality (Lemma C.11), we have for any $\ell \geq r'$,

$$\|\mathbf{Z}' - \mathbf{Z}'^\ell\|_2 \leq \|\mathbf{Z}' - \rho\mathbf{X}'\|_2.$$

In turn, this gives

$$\|\mathbf{Z}'^\ell - \rho\mathbf{X}'\|_2 \leq \|\mathbf{Z}'^\ell - \mathbf{Z}'\|_2 + \|\mathbf{Z}' - \rho\mathbf{X}'\|_2 \leq 2\|\mathbf{Z}' - \rho\mathbf{X}'\|_2.$$

Thus, we have

$$\|(\mathbf{Z}'^\ell - \rho\mathbf{X}')(\hat{\boldsymbol{\beta}} - \boldsymbol{\beta}^*)\|_2^2 \leq 4\|\mathbf{Z}' - \rho\mathbf{X}'\|_2^2 \|\hat{\boldsymbol{\beta}} - \boldsymbol{\beta}^*\|_2^2.\quad (51)$$

Recall that \mathbf{V} and \mathbf{V}_\perp span the rowspace and nullspace of \mathbf{X} , respectively. By Assumption

2.5, it follows that $\mathbf{V}'^T\mathbf{V}_\perp = \mathbf{0}$ and hence $\mathbf{X}'\mathbf{V}_\perp\mathbf{V}_\perp^T = \mathbf{0}$. As a result,

$$\begin{aligned}\|\mathbf{X}'(\hat{\boldsymbol{\beta}} - \boldsymbol{\beta}^*)\|_2^2 &= \|\mathbf{X}'(\mathbf{V}\mathbf{V}^T + \mathbf{V}_\perp\mathbf{V}_\perp^T)(\hat{\boldsymbol{\beta}} - \boldsymbol{\beta}^*)\|_2^2 \\ &= \|\mathbf{X}'\mathbf{V}\mathbf{V}^T(\hat{\boldsymbol{\beta}} - \boldsymbol{\beta}^*)\|_2^2 \\ &\leq \|\mathbf{X}'\|_2^2 \|\mathbf{V}\mathbf{V}^T(\hat{\boldsymbol{\beta}} - \boldsymbol{\beta}^*)\|_2^2.\end{aligned}$$

Recalling that $\hat{\mathbf{V}}_r$ denotes the top r right singular vectors of $\tilde{\mathbf{Z}}^r$, consider

$$\|\mathbf{V}\mathbf{V}^T(\hat{\boldsymbol{\beta}} - \boldsymbol{\beta}^*)\|_2^2 = \|(\mathbf{V}\mathbf{V}^T - \hat{\mathbf{V}}_r\hat{\mathbf{V}}_r^T + \hat{\mathbf{V}}_r\hat{\mathbf{V}}_r^T)(\hat{\boldsymbol{\beta}} - \boldsymbol{\beta}^*)\|_2^2$$

$$\leq 2\|\mathbf{V}\mathbf{V}^T - \widehat{\mathbf{V}}_r\widehat{\mathbf{V}}_r^T\|_2^2 \|\widehat{\boldsymbol{\beta}} - \boldsymbol{\beta}^*\|_2^2 + 2\|\widehat{\mathbf{V}}_r\widehat{\mathbf{V}}_r^T(\widehat{\boldsymbol{\beta}} - \boldsymbol{\beta}^*)\|_2^2.$$

From (18) and above, we obtain

$$\begin{aligned} \|\mathbf{V}\mathbf{V}^T(\widehat{\boldsymbol{\beta}} - \boldsymbol{\beta}^*)\|_2^2 &\leq C\|\mathbf{V}\mathbf{V}^T - \widehat{\mathbf{V}}_r\widehat{\mathbf{V}}_r^T\|_2^2 \|\widehat{\boldsymbol{\beta}} - \boldsymbol{\beta}^*\|_2^2 \\ &\quad + \frac{C}{\widehat{s}_r^2} \left(\|\mathbf{X} - \widetilde{\mathbf{Z}}^r\|_{2,\infty}^2 \|\boldsymbol{\beta}^*\|_1^2 + \langle \widetilde{\mathbf{Z}}^r(\widehat{\boldsymbol{\beta}} - \boldsymbol{\beta}^*), \boldsymbol{\varepsilon} \rangle \right). \end{aligned}$$

Thus,

$$\begin{aligned} \|\mathbf{X}'(\widehat{\boldsymbol{\beta}} - \boldsymbol{\beta}^*)\|_2^2 &\leq C\|\mathbf{X}'\|_2^2 \|\mathbf{V}\mathbf{V}^T - \widehat{\mathbf{V}}_r\widehat{\mathbf{V}}_r^T\|_2^2 \|\widehat{\boldsymbol{\beta}} - \boldsymbol{\beta}^*\|_2^2 \\ &\quad + \frac{C\|\mathbf{X}'\|_2^2}{\widehat{s}_r^2} \left(\|\mathbf{X} - \widetilde{\mathbf{Z}}^r\|_{2,\infty}^2 \|\boldsymbol{\beta}^*\|_1^2 + \langle \widetilde{\mathbf{Z}}^r(\widehat{\boldsymbol{\beta}} - \boldsymbol{\beta}^*), \boldsymbol{\varepsilon} \rangle \right). \end{aligned} \quad (52)$$

In summary, plugging (51) and (52) into (50), we have

$$\begin{aligned} \|\widetilde{\mathbf{Z}}'^{\ell}(\widehat{\boldsymbol{\beta}} - \boldsymbol{\beta}^*)\|_2^2 &\leq \frac{C}{(\widehat{\rho}')^2} \|\mathbf{Z}' - \rho\mathbf{X}'\|_2^2 \|\widehat{\boldsymbol{\beta}} - \boldsymbol{\beta}^*\|_2^2 \\ &\quad + C\left(\frac{\rho}{\widehat{\rho}'}\right)^2 \|\mathbf{X}'\|_2^2 \|\mathbf{V}\mathbf{V}^T - \widehat{\mathbf{V}}_r\widehat{\mathbf{V}}_r^T\|_2^2 \|\widehat{\boldsymbol{\beta}} - \boldsymbol{\beta}^*\|_2^2 \\ &\quad + \frac{C\rho^2\|\mathbf{X}'\|_2^2}{(\widehat{\rho}')^2\widehat{s}_r^2} \left(\|\mathbf{X} - \widetilde{\mathbf{Z}}^r\|_{2,\infty}^2 \|\boldsymbol{\beta}^*\|_1^2 + \langle \widetilde{\mathbf{Z}}^r(\widehat{\boldsymbol{\beta}} - \boldsymbol{\beta}^*), \boldsymbol{\varepsilon} \rangle \right). \end{aligned} \quad (53)$$

Bounding $\|(\widetilde{\mathbf{Z}}'^{\ell} - \mathbf{X}')\boldsymbol{\beta}^*\|_2^2$. Using inequality (10),

$$\|(\widetilde{\mathbf{Z}}'^{\ell} - \mathbf{X}')\boldsymbol{\beta}^*\|_2^2 \leq \|\widetilde{\mathbf{Z}}'^{\ell} - \mathbf{X}'\|_{2,\infty}^2 \|\boldsymbol{\beta}^*\|_1^2. \quad (54)$$

Combining. Incorporating (53) and (54) into (49) with $\ell = r'$ yields

$$\|\widetilde{\mathbf{Z}}'^{r'}\widehat{\boldsymbol{\beta}} - \mathbf{X}'\boldsymbol{\beta}^*\|_2^2 \leq \Delta_1 + \Delta_2, \quad (55)$$

where

$$\Delta_1 = \frac{C}{(\widehat{\rho}')^2} \|\mathbf{Z}' - \rho\mathbf{X}'\|_2^2 \|\widehat{\boldsymbol{\beta}} - \boldsymbol{\beta}^*\|_2^2 + C\left(\frac{\rho s'_1}{\widehat{\rho}'}\right)^2 \|\mathbf{V}\mathbf{V}^T - \widehat{\mathbf{V}}_r\widehat{\mathbf{V}}_r^T\|_2^2 \|\widehat{\boldsymbol{\beta}} - \boldsymbol{\beta}^*\|_2^2$$

$$\begin{aligned}
& + 2\|\mathbf{X}' - \tilde{\mathbf{Z}}^{r'}\|_{2,\infty}^2\|\boldsymbol{\beta}^*\|_1^2, \\
\Delta_2 & = C\left(\frac{\rho s'_1}{\tilde{\rho}\tilde{s}_r}\right)^2\left(\|\mathbf{X} - \tilde{\mathbf{Z}}^r\|_{2,\infty}^2\|\boldsymbol{\beta}^*\|_1^2 + \langle \tilde{\mathbf{Z}}^r(\hat{\boldsymbol{\beta}} - \boldsymbol{\beta}^*), \boldsymbol{\varepsilon} \rangle\right).
\end{aligned}$$

Note that (55) is a deterministic bound. We will now proceed to bound Δ_1 and Δ_2 , first in high probability then in expectation.

Bound in high-probability. We first bound Δ_1 . First we note that by adapting Lemma C.9 with $\tilde{\rho}'$ in place of $\hat{\rho}$, we obtain with probability at least $1 - O(1/(mp)^{10})$,

$$\rho/2 \leq \tilde{\rho}' \leq \rho. \quad (56)$$

By adapting Lemma C.8 for \mathbf{Z}', \mathbf{X}' in place of \mathbf{Z}, \mathbf{X} , we have with probability at least $1 - O(1/(mp)^{10})$,

$$\|\mathbf{Z}' - \rho\mathbf{X}'\|_2 \leq C(K, \gamma)(\sqrt{m} + \sqrt{p}).$$

Hence, using Theorem 4.1 and (56), we have that with probability at least $1 - O(1/((n \wedge m)p)^{10})$

$$\frac{1}{(\tilde{\rho}')^2 m} \|\mathbf{Z}' - \rho\mathbf{X}'\|_2^2 \|\hat{\boldsymbol{\beta}} - \boldsymbol{\beta}^*\|_2^2 \leq \frac{C(K, \gamma, \sigma) \log np}{\rho^2} \cdot \left(1 + \frac{p}{m}\right) \left(\frac{r\|\boldsymbol{\beta}^*\|_2^2}{\text{snr}^2} + \frac{\|\boldsymbol{\beta}^*\|_1^2}{\text{snr}^4}\right) \quad (57)$$

Note, $s'_1 = O(\sqrt{mp})$ which follows by Assumption 2.1. Using this bound on s'_1 and recalling Lemma C.1, (27), and Theorem 4.1, it follows that with probability at least $1 - O(1/(np)^{10})$

$$\begin{aligned}
& \left(\frac{\rho s'_1}{\tilde{\rho}'}\right)^2 \frac{1}{m} \|\mathbf{V}\mathbf{V}^T - \hat{\mathbf{V}}_r \hat{\mathbf{V}}_r^T\|_2^2 \|\hat{\boldsymbol{\beta}} - \boldsymbol{\beta}^*\|_2^2 \\
& \leq C(K, \gamma) \frac{mpn + p}{m \rho^2 s_r^2} \|\hat{\boldsymbol{\beta}} - \boldsymbol{\beta}^*\|_2^2 \leq C(K, \gamma, \sigma) \log np \cdot \left(\frac{rp\|\boldsymbol{\beta}^*\|_2^2}{\text{snr}^4} + \frac{p\|\boldsymbol{\beta}^*\|_1^2}{\text{snr}^6}\right).
\end{aligned} \quad (58)$$

Next, we adapt Lemma C.2 for $\tilde{\mathbf{Z}}', \mathbf{X}'$ in place of $\tilde{\mathbf{Z}}, \mathbf{X}$ with $\ell = r'$. If $\rho \geq c \frac{\log^2 mp}{mp}$, then with probability at least $1 - O(1/(mp)^{10})$

$$\frac{1}{m} \|\mathbf{X}' - \tilde{\mathbf{Z}}^{r'}\|_{2,\infty}^2 \|\boldsymbol{\beta}^*\|_1^2$$

$$\begin{aligned}
&\leq \frac{C(K, \gamma)}{m} \left(\frac{(m+p)(m + \sqrt{m} \log(mp))}{\rho^4 (s'_r)^2} + \frac{r' + \sqrt{r'} \log(mp)}{\rho^2} \right) + C \frac{\log(mp)}{\rho p} \|\boldsymbol{\beta}^*\|_1^2 \\
&\leq \frac{C(K, \gamma) \log(mp)}{\rho^2} \left(\frac{1}{\text{snr}_{\text{test}}^2} + \frac{r'}{m} \right) \|\boldsymbol{\beta}^*\|_1^2. \tag{59}
\end{aligned}$$

Note that the above uses the inequality $\frac{m+p}{\rho^2 (s'_r)^2} \leq \frac{1}{\text{snr}_{\text{test}}^2}$, which follows from the definition of $\text{snr}_{\text{test}}^2$ in (8). Hence, by using (57), (58), (59), we conclude that with probability at least $1 - O(1/((n \wedge m)p)^{10})$,

$$\begin{aligned}
\frac{\Delta_1}{m} &\leq C(K, \gamma, \sigma) \log((n \vee m)p) \left[\frac{r(1 + \frac{p}{m}) \|\boldsymbol{\beta}^*\|_2^2}{(\rho^2 \text{snr}^2)} + \frac{1}{\text{snr}^4} \left((1 + \frac{p}{m}) \frac{\|\boldsymbol{\beta}^*\|_1^2}{\rho^2} + rp \|\boldsymbol{\beta}^*\|_2^2 \right) \right. \\
&\quad \left. + \frac{p \|\boldsymbol{\beta}^*\|_1^2}{\text{snr}^6} + \left(\frac{1}{\text{snr}_{\text{test}}^2} + \frac{r'}{m} \right) \frac{\|\boldsymbol{\beta}^*\|_1^2}{\rho^2} \right]. \tag{60}
\end{aligned}$$

We will now bound Δ_2 . As per (23), with probability at least $1 - O(1/(np)^{10})$,

$$\begin{aligned}
&\|\mathbf{X} - \tilde{\mathbf{Z}}^r\|_{2, \infty}^2 \|\boldsymbol{\beta}^*\|_1^2 + \langle \tilde{\mathbf{Z}}^r (\hat{\boldsymbol{\beta}} - \boldsymbol{\beta}^*), \boldsymbol{\varepsilon} \rangle \\
&\leq C \|\mathbf{X} - \tilde{\mathbf{Z}}^r\|_{2, \infty}^2 \|\boldsymbol{\beta}^*\|_1^2 + C \sigma^2 (r + \log(np)) + C \sigma \sqrt{n \log(np)} \|\boldsymbol{\beta}^*\|_1. \tag{61}
\end{aligned}$$

Recalling Lemma C.2 and the definition of snr , we have that with probability at least $1 - O(1/(np)^{10})$,

$$\|\mathbf{X} - \tilde{\mathbf{Z}}^r\|_{2, \infty}^2 \leq \frac{C(K, \gamma) \log(np)}{\rho^2} \left(\frac{n}{\text{snr}^2} + r \right). \tag{62}$$

Using (26), (27), (56), we have

$$\left(\frac{\rho s'_1}{\widehat{\rho} \widehat{s}_r} \right)^2 \leq \frac{C (s'_1)^2 \rho^2}{\text{snr}^2 (n+p)}. \tag{63}$$

Therefore, (56), (61), (62), and (63), the bound $s'_1 = O(\sqrt{mp})$, and the assumption $\|\boldsymbol{\beta}^*\|_2 = \Omega(1)$ imply that with probability at least $1 - O(1/((n \wedge m)p)^{10})$,

$$\frac{\Delta_2}{m} \leq \frac{C(K, \gamma) (s'_1)^2 \log(np) \rho^2}{m(n+p) \text{snr}^2} \left(\frac{\|\boldsymbol{\beta}^*\|_1^2}{\rho^2} \left(\frac{n}{\text{snr}^2} + r \right) + \sigma^2 r + \sigma \sqrt{n} \|\boldsymbol{\beta}^*\|_1 \right)$$

$$\leq \frac{C(K, \gamma, \sigma) \log(np)}{\text{snr}^2} \left(\frac{n \|\boldsymbol{\beta}^*\|_1^2}{\text{snr}^2} + r \|\boldsymbol{\beta}^*\|_1^2 + \sqrt{n} \|\boldsymbol{\beta}^*\|_1 \right). \quad (64)$$

Incorporating (60) and (64) into (55),

$$\begin{aligned} \frac{\Delta_1 + \Delta_2}{m} &\leq C(K, \gamma, \sigma) \log((n \vee m)p) \left[\frac{1}{\text{snr}^2} \left(\frac{r(1 + \frac{p}{m}) \|\boldsymbol{\beta}^*\|_2^2}{\rho^2} + r \|\boldsymbol{\beta}^*\|_1^2 + \sqrt{n} \|\boldsymbol{\beta}^*\|_1 \right) \right. \\ &\quad + \frac{1}{\text{snr}^4} \left(\left(\frac{1}{\rho^2} \left(1 + \frac{p}{m} \right) + n \right) \|\boldsymbol{\beta}^*\|_1^2 + rp \|\boldsymbol{\beta}^*\|_2^2 \right) \\ &\quad \left. + \frac{p \|\boldsymbol{\beta}^*\|_1^2}{\text{snr}^6} + \left(\frac{1}{\text{snr}_{\text{test}}^2} + \frac{r'}{m} \right) \|\boldsymbol{\beta}^*\|_1^2 \right]. \end{aligned} \quad (65)$$

Observing that $\|\boldsymbol{\beta}^*\|_2 \leq \|\boldsymbol{\beta}^*\|_1$ and using the assumption that $\text{snr} \geq C(K, \gamma, \sigma)$, we have

$$\frac{1}{\text{snr}^2} \left(\frac{r(1 + \frac{p}{m}) \|\boldsymbol{\beta}^*\|_2^2}{\rho^2} + r \|\boldsymbol{\beta}^*\|_1^2 \right), \frac{1}{\text{snr}^4} \left(\left(\frac{1}{\rho^2} \left(1 + \frac{p}{m} \right) \right) \|\boldsymbol{\beta}^*\|_1^2 \right) \leq \frac{1}{\text{snr}^2} \left(\frac{r(1 + \frac{p}{m}) \|\boldsymbol{\beta}^*\|_1^2}{\rho^2} \right) \quad (66)$$

$$\frac{1}{\text{snr}^4} (n \|\boldsymbol{\beta}^*\|_1^2 + rp \|\boldsymbol{\beta}^*\|_2^2), \frac{p \|\boldsymbol{\beta}^*\|_1^2}{\text{snr}^6} \leq \frac{1}{\text{snr}^4} (r(n \vee p) \|\boldsymbol{\beta}^*\|_1^2) \quad (67)$$

$$\left(\frac{1}{\text{snr}_{\text{test}}^2} + \frac{r'}{m} \right) \|\boldsymbol{\beta}^*\|_1^2 \leq \frac{r \|\boldsymbol{\beta}^*\|_1^2}{\text{snr}_{\text{test}}^2 \wedge m}, \quad (68)$$

where in the last equality, we used Assumption 2.5. Using (66), (67), (68) in (65) and simplifying concludes the high-probability bound.

Bound in expectation. Here, we assume that $\{\langle \mathbf{x}_i, \boldsymbol{\beta}^* \rangle \in [-b, b] : i > n\}$. As such, we enforce $\{\hat{y}_i \in [-b, b] : i > n\}$. With (55), this yields

$$\text{MSE}_{\text{test}} \leq \frac{1}{m} \|\tilde{\mathbf{Z}}^{r'} \hat{\boldsymbol{\beta}} - \mathbf{X}' \boldsymbol{\beta}^*\|_2^2 \leq \frac{1}{m} (\Delta_1 + \Delta_2).$$

We define \mathcal{E} as the event such that the bounds in (57), (58), (59), (56), (62), and Lemma C.3 hold. Thus, if \mathcal{E} occurs, then (60) implies that

$$\frac{1}{m} \mathbb{E}[\Delta_1 | \mathcal{E}] \leq C(K, \gamma, \sigma) \log((n \vee m)p) \left[\frac{r(1 + \frac{p}{m}) \|\boldsymbol{\beta}^*\|_2^2}{(\rho^2 \text{snr}^2)} + \frac{1}{\text{snr}^4} \left(\left(1 + \frac{p}{m} \right) \frac{\|\boldsymbol{\beta}^*\|_1^2}{\rho^2} + rp \|\boldsymbol{\beta}^*\|_2^2 \right) \right] \quad (69)$$

$$+ \frac{p \|\boldsymbol{\beta}^*\|_1^2}{\text{snr}^6} + \left(\frac{1}{\text{snr}_{\text{test}}^2} + \frac{r'}{m} \right) \frac{\|\boldsymbol{\beta}^*\|_1^2}{\rho^2} \Big].$$

Next, we bound $\mathbb{E}[\Delta_2|\mathcal{E}]$. To do so, observe that $\boldsymbol{\varepsilon}$ is independent of the event \mathcal{E} . Thus, by (44), we have

$$\begin{aligned} \mathbb{E}[\langle \tilde{\mathbf{Z}}^r (\hat{\boldsymbol{\beta}} - \boldsymbol{\beta}^*), \boldsymbol{\varepsilon} \rangle | \mathcal{E}] &= \mathbb{E}[\langle \hat{\mathbf{U}}_r \hat{\mathbf{U}}_r^T \mathbf{X} \boldsymbol{\beta}^*, \boldsymbol{\varepsilon} \rangle + \langle \hat{\mathbf{U}}_r \hat{\mathbf{U}}_r^T \boldsymbol{\varepsilon}, \boldsymbol{\varepsilon} \rangle - \langle \hat{\mathbf{U}}_r \hat{\mathbf{S}}_r \hat{\mathbf{V}}_r^T \boldsymbol{\beta}^*, \boldsymbol{\varepsilon} \rangle | \mathcal{E}] \\ &= \mathbb{E}[\langle \hat{\mathbf{U}}_r \hat{\mathbf{U}}_r^T \boldsymbol{\varepsilon}, \boldsymbol{\varepsilon} \rangle | \mathcal{E}] \leq C \sigma^2 r. \end{aligned}$$

Combining the above inequality with (62),

$$\frac{1}{m} \mathbb{E}[\Delta_2 | \mathcal{E}] \leq C(K, \gamma, \sigma) \log(np) \left(\frac{r \|\boldsymbol{\beta}^*\|_1^2}{\text{snr}^2} + \frac{n \|\boldsymbol{\beta}^*\|_1^2}{\text{snr}^4} \right). \quad (70)$$

Due to truncation, observe that MSE_{test} is always bounded above by $4b^2$. Thus,

$$\begin{aligned} \mathbb{E}[\text{MSE}_{\text{test}}] &\leq \mathbb{E}[\text{MSE}_{\text{test}} | \mathcal{E}] + \mathbb{E}[\text{MSE}_{\text{test}} | \mathcal{E}^c] \mathbb{P}(\mathcal{E}^c) \\ &\leq \frac{1}{m} \mathbb{E}[\Delta_1 + \Delta_2 | \mathcal{E}] + Cb^2 (1/(np)^{10} + 1/(mp)^{10}). \end{aligned}$$

Plugging (66), (67), (68) into (69); then using that bound along with (70) in the inequality above completes the proof.

F Helpful Concentration Inequalities

In this section, we state and prove a number of helpful concentration inequalities used to establish our primary results.

Lemma F.1. *Let X be a mean zero, sub-gaussian random variable. Then for any $\lambda \in \mathbb{R}$,*

$$\mathbb{E} \exp(\lambda X) \leq \exp\left(C \lambda^2 \|X\|_{\psi_2}^2\right).$$

Lemma F.2. *Let X_1, \dots, X_n be independent, mean zero, sub-gaussian random variables.*

Then,

$$\left\| \sum_{i=1}^n X_i \right\|_{\psi_2}^2 \leq C \sum_{i=1}^n \|X_i\|_{\psi_2}^2.$$

Theorem F.1 (Bernstein's inequality). *Let X_1, \dots, X_n be independent, mean zero, sub-exponential random variables. Then, for every $t \geq 0$, we have*

$$\mathbb{P}\left(\left|\sum_{i=1}^n X_i\right| \geq t\right) \leq 2 \exp\left(-c \min\left(\frac{t^2}{\sum_{i=1}^n \|X_i\|_{\psi_1}^2}, \frac{t}{\max_i \|X_i\|_{\psi_1}}\right)\right),$$

where $c > 0$ is an absolute constant.

Lemma F.3 (Modified Hoeffding Inequality). *Let $\mathbf{X} \in \mathbb{R}^n$ be random vector with independent mean-zero sub-Gaussian random coordinates with $\|X_i\|_{\psi_2} \leq K$. Let $\mathbf{a} \in \mathbb{R}^n$ be another random vector that satisfies $\|\mathbf{a}\|_2 \leq b$ almost surely for some constant $b \geq 0$. Then for all $t \geq 0$,*

$$\mathbb{P}\left(\left|\sum_{i=1}^n a_i X_i\right| \geq t\right) \leq 2 \exp\left(-\frac{ct^2}{K^2 b^2}\right),$$

where $c > 0$ is a universal constant.

Proof. Let $S_n = \sum_{i=1}^n a_i X_i$. Then applying Markov's inequality for any $\lambda > 0$, we obtain

$$\begin{aligned} \mathbb{P}(S_n \geq t) &= \mathbb{P}(\exp(\lambda S_n) \geq \exp(\lambda t)) \\ &\leq \mathbb{E}[\exp(\lambda S_n)] \cdot \exp(-\lambda t) \\ &= \mathbb{E}_{\mathbf{a}}[\mathbb{E}[\exp(\lambda S_n) \mid \mathbf{a}]] \cdot \exp(-\lambda t). \end{aligned}$$

Now, conditioned on the random vector \mathbf{a} , observe that

$$\mathbb{E}[\exp(\lambda S_n)] = \prod_{i=1}^n \mathbb{E}[\exp(\lambda a_i X_i)] \leq \exp(CK^2 \lambda^2 \|\mathbf{a}\|_2^2) \leq \exp(CK^2 \lambda^2 b^2),$$

where the equality follows from conditional independence, the first inequality by Lemma F.1, and the final inequality by assumption. Therefore,

$$\mathbb{P}(S_n \geq t) \leq \exp(CK^2\lambda^2b^2 - \lambda t).$$

Optimizing over λ yields the desired result:

$$\mathbb{P}(S_n \geq t) \leq \exp\left(-\frac{ct^2}{K^2b^2}\right).$$

Applying the same arguments for $-\langle \mathbf{X}, \mathbf{a} \rangle$ gives a tail bound in the other direction. \square

Lemma F.4 (Modified Hanson-Wright Inequality). *Let $\mathbf{X} \in \mathbb{R}^n$ be a random vector with independent mean-zero sub-Gaussian coordinates with $\|X_i\|_{\psi_2} \leq K$. Let $\mathbf{A} \in \mathbb{R}^{n \times n}$ be a random matrix satisfying $\|\mathbf{A}\|_2 \leq a$ and $\|\mathbf{A}\|_F^2 \leq b$ almost surely for some $a, b \geq 0$. Then for any $t \geq 0$,*

$$\mathbb{P}(|\mathbf{X}^T \mathbf{A} \mathbf{X} - \mathbb{E}[\mathbf{X}^T \mathbf{A} \mathbf{X}]| \geq t) \leq 2 \cdot \exp\left(-c \min\left(\frac{t^2}{K^4b}, \frac{t}{K^2a}\right)\right).$$

Proof. The proof follows similarly to that of Theorem 6.2.1 of Vershynin (2018). Using the independence of the coordinates of X , we have the following useful diagonal and off-diagonal decomposition:

$$\mathbf{X}^T \mathbf{A} \mathbf{X} - \mathbb{E}[\mathbf{X}^T \mathbf{A} \mathbf{X}] = \sum_{i=1}^n (A_{ii}X_i^2 - \mathbb{E}[A_{ii}X_i^2]) + \sum_{i \neq j} A_{ij}X_iX_j.$$

Therefore, letting

$$p = \mathbb{P}(\mathbf{X}^T \mathbf{A} \mathbf{X} - \mathbb{E}[\mathbf{X}^T \mathbf{A} \mathbf{X}] \geq t),$$

we can express

$$p \leq \mathbb{P}\left(\sum_{i=1}^n (A_{ii}X_i^2 - \mathbb{E}[A_{ii}X_i^2]) \geq t/2\right) + \mathbb{P}\left(\sum_{i \neq j} A_{ij}X_iX_j \geq t/2\right) =: p_1 + p_2.$$

We will now proceed to bound each term independently.

Step 1: diagonal sum. Let $S_n = \sum_{i=1}^n (A_{ii}X_i^2 - \mathbb{E}[A_{ii}X_i^2])$. Applying Markov's inequality for any $\lambda > 0$, we have

$$\begin{aligned} p_1 &= \mathbb{P}(\exp(\lambda S_n) \geq \exp(\lambda t/2)) \\ &\leq \mathbb{E}_{\mathbf{A}} \mathbb{E}[\exp(\lambda S_n) \mid \mathbf{A}] \cdot \exp(-\lambda t/2). \end{aligned}$$

Since the X_i are independent, sub-Gaussian random variables, $X_i^2 - \mathbb{E}[X_i^2]$ are independent mean-zero sub-exponential random variables, satisfying

$$\|X_i^2 - \mathbb{E}[X_i^2]\|_{\psi_1} \leq C\|X_i^2\|_{\psi_1} \leq C\|X_i\|_{\psi_2}^2 \leq CK^2.$$

Conditioned on \mathbf{A} and optimizing over λ using standard arguments, yields

$$p_1 \leq \exp\left(-c \min\left(\frac{t^2}{K^4 b}, \frac{t}{K^2 a}\right)\right).$$

Step 2: off-diagonals. Let $S = \sum_{i \neq j} A_{ij}X_iX_j$. Again, applying Markov's inequality for any $\lambda > 0$, we have

$$p_2 = \mathbb{P}(\exp(\lambda S) \geq \exp(\lambda t/2)) \leq \mathbb{E}_{\mathbf{A}} [\mathbb{E}[\exp(\lambda S) \mid \mathbf{A}]] \cdot \exp(-\lambda t/2).$$

Let \mathbf{g} be a standard multivariate gaussian random vector. Further, let \mathbf{X}' and \mathbf{g}' be independent copies of \mathbf{X} and \mathbf{g} , respectively. Conditioning on \mathbf{A} yields

$$\begin{aligned} \mathbb{E}[\exp(\lambda S)] &\leq \mathbb{E}[\exp(4\lambda \mathbf{X}'^T \mathbf{A} \mathbf{X}')] && \text{(by Decoupling Remark 6.1.3 of Vershynin (2018))} \\ &\leq \mathbb{E}[\exp(C_1 \lambda \mathbf{g}'^T \mathbf{A} \mathbf{g}')] && \text{(by Lemma 6.2.3 of Vershynin (2018))} \\ &\leq \exp(C_2 \lambda^2 \|\mathbf{A}\|_F^2) && \text{(by Lemma 6.2.2 of Vershynin (2018))} \\ &\leq \exp(C_2 \lambda^2 b), \end{aligned}$$

where $|\lambda| \leq c/a$. Optimizing over λ then gives

$$p_2 \leq \exp\left(-c \min\left(\frac{t^2}{K^4 b}, \frac{t}{K^2 a}\right)\right).$$

Step 3: combining. Putting everything together completes the proof. □