

On reaction network implementations of neural networks

David F. Anderson¹, Abhishek Deshpande², and Badal Joshi³

¹Department of Mathematics, University of Wisconsin-Madison,
`anderson@math.wisc.edu`.

²Department of Mathematics, University of Wisconsin-Madison, `deshpande8@wisc.edu`.

³Department of Mathematics, California State University San Marcos, `bjoshi@csusm.edu`.

March 28, 2022

Abstract

This paper is concerned with the utilization of deterministically modeled chemical reaction networks for the implementation of (feed-forward) neural networks. We develop a general mathematical framework and prove that the ordinary differential equations (ODEs) associated with certain reaction network implementations of neural networks have desirable properties including (i) existence of unique positive fixed points that are smooth in the parameters of the model (necessary for gradient descent), and (ii) fast convergence to the fixed point regardless of initial condition (necessary for efficient implementation). We do so by first making a connection between neural networks and fixed points for systems of ODEs, and then by constructing reaction networks with the correct associated set of ODEs. We demonstrate the theory by constructing a reaction network that implements a neural network with a smoothed ReLU activation function, though we also demonstrate how to generalize the construction to allow for other activation functions (each with the desirable properties listed previously). As there are multiple types of “networks” utilized in this paper, we also give a careful introduction to both reaction networks and neural networks, in order to disambiguate the overlapping vocabulary in the two settings and to clearly highlight the role of each network’s properties.

1 Introduction

There is a growing interest in synthetic chemical reaction networks that carry out some pre-determined task [7, 8, 11, 12, 15, 16, 28, 30, 31, 36, 37, 40, 41]. The field that develops and analyzes these networks often goes by the name “Computation with chemical reaction networks (CRNs).” The tasks being carried out can range from the pedestrian, such as determining the minimum or sum of two numbers, to the complex. The goal of this style of work is not to devise methods that can match or exceed silicon based computers in terms of speed, but instead it is to develop methods of computation for environments in which silicon based computers cannot currently go—for instance in the cellular environment. A particular type of (complex) computation now found ubiquitously in our daily technology is machine learning via neural networks, and so it is no surprise that there has been recent work on the development of chemical reaction network implementations of neural networks with a fixed set of parameters [4, 10, 17, 18, 20, 26, 30, 39]. More generally, work focused in this context on understanding the connection between biochemical models and the physical mechanisms of information processing stretches back at least through the 1960s [2, 5, 6, 22, 24, 33, 34, 38, 42].

The papers we are aware of in the literature pertaining to chemical reaction network implementations of neural networks focus on particular constructions. Hence, there is currently little

mathematical theory developed that can be utilized in a general manner. (An exception is [30], which develops the necessary theory for chemical Boltzmann Machines to be implemented via stochastic models of chemical reaction networks.) Moreover, it is often simulation that is put forth as evidence to demonstrate the validity of a construction as opposed to rigorous proof. Thus, these works are not mathematical in nature. (This should not be taken as a criticism, as these papers were not *meant* to focus on the mathematics.) The major goal of this work, therefore, is to begin the development of a mathematical framework for the construction of deterministically modeled reaction networks that implement neural networks and machine learning. In particular, the mathematical framework will allow us to prove that the dynamical system associated to the constructed chemical reaction network will (i) implement a given neural network, and (ii) have certain desirable properties, briefly outlined below.

Some further details are called for before proceeding. In order to devise deterministically modeled chemical reaction networks that implement neural networks, the following broad strategy may be employed:

1. Fix a neural network with some choice of activation function, φ , and parameters (biases and weights), \mathcal{P} . Denote the output values of the neural network via $\Psi(d)$, where d is an input (data).
2. Determine a chemical reaction network $\{\mathcal{S}, \mathcal{C}, \mathcal{R}\}$ for which the associated mass-action ODE system

$$\dot{x}(t) = f(x(t)), \quad x(0) = d, \quad (1)$$

satisfies $F(x) = \Psi(d)$, where F is some functional of the solution, x , to (1) (note that the solution x , depends on d , the initial value). In particular, it is natural to take the output to be the limiting steady state values of some ordered subset of the species,

$$F(x) = \left(\lim_{t \rightarrow \infty} x_i(t) \right)_{i \in \mathcal{I}},$$

where \mathcal{I} is some index set.

The above is the basic strategy of [4], in which they design a reaction network to learn the XOR function, and of [25]. We note that a different modeling framework is used in [39], in which limiting values are found when certain counts go to zero (and remain there).

The basic strategy outlined above, i.e. utilizing the limiting values of an initial value problem (1) to represent the output of a neural network, is quite natural, but it leaves open a number of questions that need to be addressed for a given construction:

1. When will the constructed reaction network admit limiting steady-states?
2. Assuming limiting steady-state values exist, under what conditions will they be unique for a given choice of model parameters and for a given initial condition?
3. Assuming there are unique limiting steady states, when will they be smooth in the parameters (which is important for gradient descent and other optimization procedures)?
4. How long will it take the model to converge? In particular, could the time required to determine the output of the system depend strongly on the initial conditions?

We note that these are highly non-trivial questions in the present context as mass-action models of chemical systems are polynomial dynamical systems, and are known to exhibit myriad behaviors including chaotic behavior [14].

In this article we develop a mathematical framework that is capable of resolving the questions posed above. Moreover, we utilize our framework to develop a chemical reaction network implementation of an arbitrarily sized neural network with a smoothed ReLU activation function. Using our mathematical framework, we prove that this construction leads to a system that is exponentially reliable (i.e., the output of the system is unique and is smooth with respect to the parameters of the model, and the process converges exponentially fast) and converges from infinity in finite time (so the convergence time is uniformly bounded over all initial conditions). See Definitions 4.7 and 5.3 below for the precise meaning of these terms.

The applications possible from neural network implementations of chemical reaction networks seem nearly limitless. However, it is the view of these authors that this potential can only be achieved once a solid mathematical foundation is created upon which to build the necessary theory and, eventually, physical implementations—perhaps via DNA strand displacement [9, 31, 32]. We therefore view this work as a starting point, with follow-up work focused on implementations of neural networks that can perform gradient descent autonomously, allowing us to relax the assumption of a fixed set of parameters, in both supervised and unsupervised settings. Finally, while the focus of the current paper is on implementations of neural networks via deterministically modeled reaction networks, stochastic variants are possible as well. In particular, stochastically modeled reaction networks will be the more natural choice whenever the goal is the approximation of distributions as opposed to functions [30]. Study of such implementations is therefore another exciting avenue of future research.

We end this section with a brief collection of some notation that will be used throughout this paper. We denote the empty set by \emptyset . We denote an arbitrary index set by \mathcal{I} . We use the notation $\bigcup_{i \in \mathcal{I}} A_i$ to mean the union $\bigcup_{i \in \mathcal{I}} A_i$ where $A_i \cap A_j = \emptyset$ for all $i, j \in \mathcal{I}$ such that $i \neq j$. By *partition* of a set S , we mean a collection of nonempty subsets of S , $\{A_i \neq \emptyset : i \in \mathcal{I}\}$, such that $S = \bigcup_{i \in \mathcal{I}} A_i$. For two vectors u, v , we will denote the Hadamard product, which is simply term-wise multiplication, via \odot . That is, we have

$$(u \odot v)_i = u_i \cdot v_i.$$

For a function $f : \mathbb{R}^c \rightarrow \mathbb{R}$ and a vector $u = (u_1, \dots, u_c)$ we denote by $\nabla_u f$ the vector whose i th component is $\frac{\partial f}{\partial u_i}$. For a vector valued function $f(x) \in \mathbb{R}^c$, $f'(x)$ is the vector whose i th component is $f'_i(x)$.

The remainder of the paper is organized as follows. Sections 2 and 3 give primers, included notation used in this paper, on reaction networks and neural networks, respectively. As there are two distinct notions of networks in this paper, it is important to carefully separate the two. In Section 4, we present our main theoretical results pertaining to ODE implementations of neural networks. In Section 5, we demonstrate how to utilize our theoretical results to construct a reaction network that implements a given neural network with a fixed set of parameters and a smoothed ReLU activation function. In Section 6, we provide a detailed example, including a demonstration of how to utilize our theory to implement neural networks with different activation functions.

2 Reaction networks

Reaction networks are graphical representations of interactions between different “species.” In this context, the word species may refer to different organisms (for example, if you are modeling the interactions among foxes and hares) or to different chemical compounds (for example, if you are modeling the dynamics of a biochemical process within a cell). In this paper, we are primarily interested in the latter context and will also refer to reaction networks as “chemical reaction networks,” as is common.

Definition 2.1. A *reaction network*, or *chemical reaction network*, consists of a nonempty and finite set of species \mathcal{S} and directed graph with vertices \mathcal{C} and directed edges \mathcal{R} satisfying the following conditions:

- each vertex is a linear combination of the species over the non-negative integers;
- every species appears with a positive coefficient in at least one vertex;
- no two vertices are the same linear combination of the species;
- each vertex is connected by a directed edge to at least one other vertex;
- there are no directed edges from a vertex to itself.

Vertices of the reaction network are called *complexes*, and directed edges are called *reactions*. If $Y, \hat{Y} \in \mathcal{C}$ are two complexes and there is a directed edge from Y to \hat{Y} , we will write $Y \rightarrow \hat{Y} \in \mathcal{R}$. We will often denote a reaction network via $\mathcal{G} = (\mathcal{S}, \mathcal{C}, \mathcal{R})$. \triangle

When considering general/theoretical systems, we will typically denote the species as $\mathcal{S} = \{X_1, \dots, X_n\}$, in which case our vertices/complexes are of the form

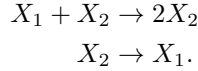
$$Y = b_1 X_1 + \dots + b_n X_n, \text{ where } b_i \in \mathbb{Z}_{\geq 0} \text{ for each } i \in \{1, \dots, n\}.$$

We will use the common slight abuse of notation by also associating a complex $Y \in \mathcal{C}$ with the vector in $\mathbb{Z}_{\geq 0}^n$ whose i th component is b_i . Using this convention, we define the *reaction vector* for a reaction $Y \rightarrow \hat{Y} \in \mathcal{R}$ as

$$\zeta_{Y \rightarrow \hat{Y}} = \hat{Y} - Y \in \mathbb{Z}_{\geq 0}^n.$$

When considering specific examples, we will use more suggestive notation for our species. We present two examples to solidify the notation. It is a common practice, which we use here, to specify a reaction network by writing all the reactions, since the sets \mathcal{S} , \mathcal{C} , and \mathcal{R} are contained in this description.

Example 2.2. Consider the following reaction network with two species, $\mathcal{S} = \{X_1, X_2\}$



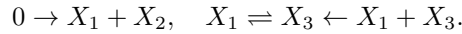
Here the set of complexes/vertices is $\{X_1 + X_2, 2X_2, X_2, X_1\}$. For example, it could be that X_1 is an active form of a protein and X_2 is the inactive form and two actions can take place: (i) an inactive protein can catalyze the inactivation of an active protein, and (ii) an inactive protein can spontaneously become active. For another example, we could use the network to model disease spread, with X_1 representing healthy/susceptible individuals and X_2 representing those that are infected.

Whatever the modeling scenario is, the network is the same and consists of two species, four complexes (vertices), and two reactions. The associated reaction vectors are

$$\zeta_{X_1+X_2 \rightarrow 2X_2} = \begin{bmatrix} -1 \\ 1 \end{bmatrix} \quad \text{and} \quad \zeta_{X_2 \rightarrow X_1} = \begin{bmatrix} 1 \\ -1 \end{bmatrix}.$$

□

Example 2.3. Consider the following reaction network with three species, $\mathcal{S} = \{X_1, X_2, X_3\}$



In this example, molecules of X_1 and X_2 enter the system from outside of it via $0 \rightarrow X_1 + X_2$, X_1 can spontaneously convert to X_3 and vice versa via the two reactions $X_1 \rightleftharpoons X_3$, and X_3 catalyzes the removal of X_1 molecules via the reaction $X_1 + X_3 \rightarrow X_3$. \square

The reaction network tells us the constituent species of a model, the counts of each of the species required for each of the reactions to take place, and the counts of the products of each reaction. Moreover, the reaction vectors give the net changes in the counts of the species due to the occurrence of the different reactions. However, the reaction network does not determine the *rates* at which the different reactions take place.

A common modeling choice is to assume that the vector of concentrations of the species at time $t \geq 0$, denoted by $x(t) \in \mathbb{R}_{\geq 0}^n$, satisfies a system of the form

$$\dot{x}(t) = \sum_{Y \rightarrow \hat{Y} \in \mathcal{R}} \lambda_{Y \rightarrow \hat{Y}}(x(t)) \zeta_{Y \rightarrow \hat{Y}}, \quad (2)$$

where the enumeration is over all of the reactions and $\lambda_{Y \rightarrow \hat{Y}} : \mathbb{R}_{\geq 0}^n \rightarrow \mathbb{R}_{\geq 0}$ is some function. The set of functions $\Lambda = \{\lambda_{Y \rightarrow \hat{Y}}\}$ is called the *kinetics of the model*, and the most common form of kinetics, and the one we use throughout, is termed *mass-action kinetics* in which

$$\lambda_{Y \rightarrow \hat{Y}}(x) = \kappa_{Y \rightarrow \hat{Y}} \prod_{i=1}^n x_i^{Y_i},$$

for some choice of rate constant $\kappa_{Y \rightarrow \hat{Y}} > 0$ and where Y_i is the i th component of Y viewed as a vector in $\mathbb{Z}_{\geq 0}^n$. When Λ is mass-action kinetics, we say that (\mathcal{G}, Λ) is a *mass-action system*. When mass-action kinetics is used, it is common to place the reaction rate constant next to the associated arrow in the graph, $Y \xrightarrow{\kappa_{Y \rightarrow \hat{Y}}} \hat{Y}$.

3 Neural networks

We give a basic introduction to the type of neural networks we consider in this paper—feed forward. For more on neural networks, see [3, 23, 27, 29, 35]. Loosely, a neural network is a graph that gives a visual depiction of a certain type of mathematical function. The class of functions they can represent, which will be detailed below, have many parameters, and are “universal” in that they can be used to approximate any continuously differentiable function arbitrarily well [13, 19]. The power of neural networks comes from the fact that they can be “trained” from data, which simply means that the parameters of the function can be calibrated algorithmically so as to produce a final function capable of carrying out some pre-determined task (such as image recognition).

Below, we will first introduce the basic structure of a neural network. Next, we will explain how each such graph, when combined with a choice of parameters and an “activation function,” is simply a representation for a particular function. We will call such a network, in which all parameters, together with the activation function, are fixed, a “hardwired” neural network. Finally, we will discuss how neural networks can be trained by finding parameters for the network that minimize (at least locally) a desired cost function. This minimization is often performed by a version of gradient descent and is termed *backpropagation* in the field.

3.1 Structure of a neural network

Formally, a *feedforward neural network* $G = (V, D)$ is a directed graph on a set of nodes V and a set of directed edges $D \subseteq V \times V$, such that there is a partition of V into *layers* L^ℓ , $V = \bigcup_{\ell=0}^m L^\ell$, with the property that $(\tilde{X}', \tilde{X}) \in D$ if and only if $\tilde{X}' \in L^\ell$ and $\tilde{X} \in L^{\ell+1}$ for some $\ell \in \{0, \dots, m-1\}$. We will refer to the set L^ℓ as the ℓ^{th} *layer* of G , so G has $m+1$ layers, and each L^ℓ , with $0 \leq \ell \leq m$, contains $c_\ell > 0$ nodes. The nodes in L^0 are referred to as *input nodes*, while those in L^m as the *output nodes*. All nodes in $\bigcup_{\ell=1}^{m-1} L^\ell$ are referred to as *hidden nodes* or *intermediate nodes*. We use *input layer*, *output layer*, and *hidden layer* to refer to each layer that contains the corresponding nodes. Note that we can partition D as follows

$$D = \bigcup_{\ell: 1 \leq \ell \leq m} \bigcup_{\tilde{X} \in L^\ell} \bigcup_{\tilde{X}': (\tilde{X}', \tilde{X}) \in D} (\tilde{X}', \tilde{X}). \quad (3)$$

For the sake of brevity, for the remainder of the paper we will refer to feedforward neural networks simply as neural networks.

Indices can often become burdensome when working with neural networks. Thus, we minimized their use in the preceding explanation, and will continue to do so when possible. That said, it will be useful to have an enumeration and so we will denote the j th node in layer ℓ by \tilde{X}_j^ℓ . See Figure 1.

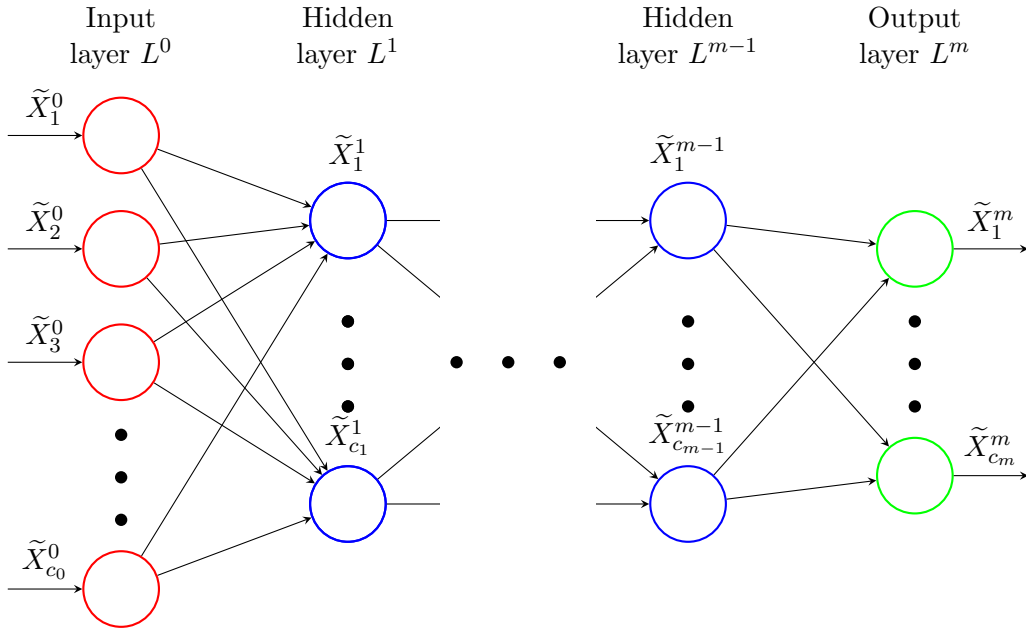


Figure 1: The graphical structure of a neural network. The red, blue, and green nodes are input nodes, hidden nodes, and output nodes, respectively. An arrow from one node to another is a representation of the direction of influence, i.e. an edge in D . The value of the “tail” node is input for computation of the value of the “head” node.

3.2 A neural network as a mathematical function

We label each non-input node and each directed edge with a real number. A label for a non-input node is termed a *bias* whereas a label for an edge is termed a *weight*. Moreover, we associate an *activation function* with each non-input node, which will be described fully below. We will call a neural network with such a labeling and a choice of activation function a *hardwired neural network*. For each $\ell \in \{1, \dots, m\}$, we will denote by $\beta^\ell \in \mathbb{R}^{c_\ell}$ the vector whose i th component gives the bias for node \tilde{X}_i^ℓ , and will denote by $W^\ell \in \mathbb{R}^{c_\ell \times c_{\ell-1}}$ the matrix whose (i, j) th entry represents the weight of the edge between nodes $\tilde{X}_j^{\ell-1}$ and \tilde{X}_i^ℓ . Note that the ordering of the indices of W^ℓ seems backwards at first glance. However, this ordering will make certain expressions slightly cleaner later, and is standard in the field.

We will use the notation \mathcal{B} for the assignment of node labels (biases) and \mathcal{W} for the assignment of edge labels (weights). That is, for each of $\ell \in \{1, \dots, m\}$, we have $\mathcal{B}(\ell) = \beta^\ell$ and $\mathcal{W}(\ell) = W^\ell$. Collectively $\mathcal{P} = (\mathcal{B}, \mathcal{W})$ is an assignment of labels to $G = (V, D)$. So long as we have also chosen an activation function φ , which will be described directly below, we may denote the resulting hardwired neural network via $(G, \mathcal{P}, \varphi)$.

Let $\varphi : \mathbb{R} \rightarrow \mathbb{R}_{\geq 0}$ be a continuous, monotonic function, which is then extended to $\varphi : \mathbb{R}^c \rightarrow \mathbb{R}_{\geq 0}^c$ for $c \in \{2, 3, \dots\}$ by letting $(\varphi(y))_i = \varphi(y_i)$. We present a few examples of some so-called *activation functions* $\varphi : \mathbb{R} \rightarrow \mathbb{R}_{\geq 0}$.

1. $\varphi_1(y) = \frac{1}{1+e^{-y}}$. This sigmoid function is a bijection onto the interval $(0, 1)$, and is used quite commonly. See Figure 2.
2. $\varphi_2(y) = \max(0, y)$. This function is termed the ReLU function (Rectified Linear Units). See Figure 3.

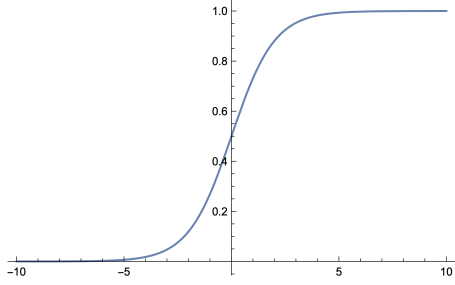


Figure 2: The function $\frac{1}{1+e^{-y}}$

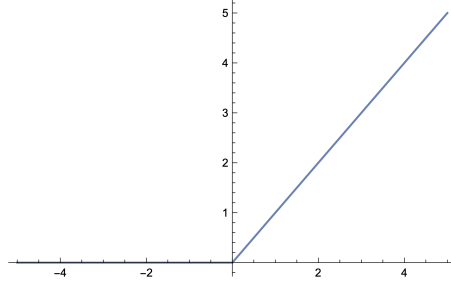


Figure 3: The ReLU activation function.

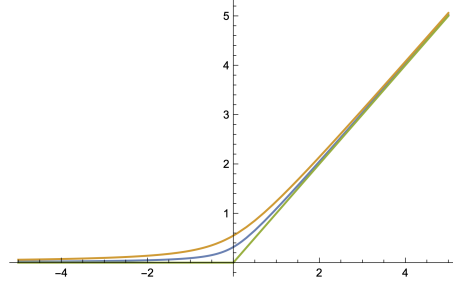


Figure 4: The function $\frac{1}{2} \left(y + \sqrt{y^2 + 4h} \right)$ for $h = 0.3, 0.1, 0$. Note that the $h = 0$ case is the ReLU.

3. Let $h \geq 0$ and define

$$\varphi_3(y) = \frac{1}{2} \left(y + \sqrt{y^2 + 4h} \right). \quad (4)$$

This function is a smoothed version of the ReLU function, while remaining strictly monotonic, and will play a key role in the present work. See Figure 4.

A pair of consecutive layers $L^{\ell-1}$ and L^ℓ along with all edges between the two layers, encode a function $\psi^\ell : \mathbb{R}^{c_{\ell-1}} \rightarrow \mathbb{R}^{c_\ell}$ which is defined via

$$\psi^\ell(y) = \varphi(W^\ell y + \beta^\ell). \quad (5)$$

Taking compositions, a hardwired neural network is then simply a visual representation for the function $\Psi_{(G, \mathcal{P}, \varphi)} : \mathbb{R}^{c_0} \rightarrow \mathbb{R}_{\geq 0}^{c_m}$ defined via

$$\Psi_{(G, \mathcal{P}, \varphi)} = \psi^m \circ \psi^{m-1} \circ \dots \circ \psi^1.$$

Thus, the function associated with a neural network is simply a sequence of compositions that alternates between linear functions (via matrix multiplication and vector addition) and non-linear functions (via application of the activation function).

It is useful to provide a bit more notation before moving on. Suppose that $d \in \mathbb{R}^{c_0}$ is the input to the function $\Psi_{(G, \mathcal{P}, \varphi)}$ (or, equivalently, the function ψ^1). We then define $a^0 = d$ and for $1 \leq \ell \leq m$ we define

$$z^\ell(d) = W^\ell a^{\ell-1}(d) + \beta^\ell, \quad \text{and} \quad (6)$$

$$a^\ell(d) = \varphi(z^\ell(d)), \quad (7)$$

recursively, where we recall that the i th component of $\varphi(z^\ell(d))$ is $\varphi(z_i^\ell(d))$. The vector $a^\ell(d)$ is said to give the *activations* of the nodes in the ℓ th layer. With these definitions we have that for any $\ell \in \{1, \dots, m\}$

$$\Psi_{(G, \mathcal{P}, \varphi)}(d) = \psi^m \circ \dots \circ \psi^\ell(a^{\ell-1}(d)).$$

Moreover, note that $\Psi_{(G, \mathcal{P}, \varphi)} = a^m$, which is a useful compact notation for $\Psi_{(G, \mathcal{P}, \varphi)}$.

3.3 Learning from data

Suppose now that we are given N pieces of data of the form $(d, \tau(d)) \in \mathbb{R}^{c_0 \times c_m}$. For example, and to take a common example, $d \in \mathbb{R}^{784}$ could be the values of the $28 \times 28 = 784$ pixels in a gray-scale image of a hand-drawn number, and $\tau(d) \in \mathbb{R}_{\geq 0}^{10}$ could be the vector e_i (the vector with a 1 in the i th digit and zeros elsewhere) if the image is that of a hand-drawn $i - 1$. Here d is considered the input data and $\tau(d)$ is considered the “truth.” We could then construct a neural network with $c_0 = 784$ and $c_m = 10$ simply by choosing (i) the number of hidden layers, and how many nodes per layer, (ii) biases and weights, $\mathcal{P} = (\mathcal{B}, \mathcal{W})$, for the nodes and directed edges, and (iii) an activation function φ . In such a manner, our hardwired function $\Psi_{(G, \mathcal{P}, \varphi)}$ is determined.

At this point, we could ask how closely our function matches the “truth” by looking at some cost function. Therefore, assume that we have a cost function of the form

$$\text{Cost}(\mathcal{P}) = \frac{1}{N} \sum_d C(d, \mathcal{P}) = \frac{1}{N} \sum_d C(d), \quad (8)$$

where the sum is over all the data and C is a function giving a measure of how closely $\Psi_{(G, \mathcal{P}, \varphi)}(d) = a^m(d)$ approximates $\tau(d)$. The second equality above points out that for notational convenience we will typically suppress the dependence of the parameters $\mathcal{P} = (\mathcal{B}, \mathcal{W})$ in C . Some of the most commonly used cost functions are given below:

1. the quadratic cost function, in which case

$$C(d) = \frac{1}{2} (\Psi_{(G, \mathcal{P}, \varphi)}(d) - \tau(d))^2 = \frac{1}{2} (a^m(d) - \tau(d))^2; \quad (9)$$

2. the one-norm cost function, in which case

$$C(d) = |a^m(d) - \tau(d)|;$$

3. the cross-entropy cost function, in which case

$$C(d) = -[\tau(d) \ln(a^m(d)) + (1 - \tau(d)) \ln(1 - a^m(d))].$$

In this paper, we will take C to be given by the quadratic cost function (9). This choice of cost function does not play a significant role in the present work.

Of course, we did not specify how we chose our parameters $\mathcal{P} = (\mathcal{B}, \mathcal{W})$ for the model. Supposing we choose them randomly somehow, there is no reason our function $\Psi_{(G, \mathcal{P}, \varphi)}$ should be a good approximation for τ for the given data. Therefore, we would like to find those parameters \mathcal{P} that minimize the cost function and to do so it is natural to use gradient descent. In this case we need to be able to efficiently compute $\nabla_{\beta^\ell} C$ and $\frac{\partial C}{\partial W_{ij}^\ell}$ for each appropriate value of ℓ, i , and j . Because the cost function depends linearly on the data via (8), it is sufficient to compute the gradient of $C(d)$, and these can be computed as follows [29]

$$\begin{aligned} \delta^L(d) &= \nabla_{a^m} C(d) \odot \varphi'(z^m(d)) \\ \delta^\ell(d) &= ((W^{\ell+1})^T \delta^{\ell+1}(d)) \odot \varphi'(z^\ell(d)) \\ \nabla_{\beta^\ell} C(d) &= \delta^\ell(d) \\ \frac{\partial C(d)}{\partial W_{ij}^\ell} &= \delta_i^\ell(d) a_j^{\ell-1}(d) \end{aligned} \quad (10)$$

where $\nabla_{a^m} C(d)$ is the gradient of $C(d)$ with respect to a^m . For example, if C is given by the quadratic cost function (9), we have

$$\nabla_{a^m} C(d) = (a^m(d) - \tau(d)).$$

4 Neural networks and ODEs

Fix a hardwired neural network $G = (V, D)$ with parameters $\mathcal{P} = (\mathcal{B}, \mathcal{W})$, whose ℓ^{th} layer contains c_ℓ nodes, in which each node has activation function φ . Let W^ℓ, a^ℓ , and β^ℓ be as in the previous section.

Now consider a system of ODEs defined recursively via

$$x_i^0(t) \equiv d_i, \quad \text{for some fixed } d \in \mathbb{R}_{\geq 0}^{c_0}, \quad (11)$$

$$\frac{d}{dt}x_i^\ell(t) = f_i^\ell(x^{\ell-1}(t), x_i^\ell(t)), \quad \text{for } \ell \in \{1, \dots, m\}, \quad (12)$$

where $x^\ell \in \mathbb{R}_{\geq 0}^{c_\ell}$. Here we use $d \in \mathbb{R}_{\geq 0}^{c_0}$ to denote our initial condition as it represents the input “data” to the system. Note that $x^{\ell-1}$ is acting as an external “forcing function” on x^ℓ . In particular, the system above has a natural feed-forward structure. For $r \in \{0, 1, \dots, m\}$ we denote by \mathcal{F}^r the subsystem of (11)-(12) consisting only of those terms x_i^ℓ with $\ell \leq r$. Note that for any $1 \leq r \leq m$, \mathcal{F}^r contains \mathcal{F}^{r-1} and that \mathcal{F}^m is all of (11)-(12).

Definition 4.1. Suppose that for each fixed choice of $d \in \mathbb{R}_{\geq 0}^{c_0}$ the system (11)-(12) has a unique solution $\{x^\ell : 1 \leq \ell \leq m\}$ that satisfies

$$\lim_{t \rightarrow \infty} x^\ell(t) = \varphi(W^\ell a^{\ell-1}(d) + \beta^\ell) = a^\ell(d) \in \mathbb{R}_{\geq 0}^{c_\ell}$$

for any choices of $x_i^\ell(0) \in \mathbb{R}_{\geq 0}$ for $\ell \geq 1$. Then we say that the system (11)-(12) *implements the neural network* $(G, \mathcal{P}, \varphi)$. \triangle

Note that in order for a system to implement a neural network according to the above definition, it is not enough for the system to simply convert inputs, d , to the correct outputs, $a^m(d) = \Psi_{(G, \mathcal{P}, \varphi)}(d)$. Instead, we require that the system calculates the activations for each node in the network, i.e., $a^\ell(d)$ for all $\ell \leq m$, and do so for any choice of initial condition in layers 1 through m .

Example 4.2. Consider a system (11)-(12) with

$$f_i^\ell(x^{\ell-1}, x_i^\ell) = h + \rho_i^\ell(x^{\ell-1})x_i^\ell - (x_i^\ell)^2, \quad (13)$$

where

$$\rho_i^\ell(x^{\ell-1}) = (W^\ell x^{\ell-1} + \beta^\ell)_i = \sum_{j=1}^{c_{\ell-1}} W_{ij}^\ell x_j^{\ell-1} + \beta_i^\ell. \quad (14)$$

We claim that the system (11)-(12) with this choice of f_i^ℓ implements a neural network with the smoothed ReLU function (4). This statement will be proved rigorously below once we have some additional mathematical machinery. \square

For a particular choice of ℓ and i , we can think of the one-dimensional system (12) as simultaneously implementing both the linear updating step (6) and evaluation with the activation function (7) for node i in layer ℓ . This observation motivates the following.

Definition 4.3. If the system (11)-(12) implements the neural network $(G, \mathcal{P}, \varphi)$, then (12) is termed the *activation system* for node i in layer ℓ . \triangle

The following definition is added for completeness.

Definition 4.4. We will say that $y : \mathbb{R}_{\geq 0} \rightarrow \mathbb{R}^n$ *converges exponentially* to $\hat{y} \in \mathbb{R}^n$, and will write $y(t) \xrightarrow{\text{exp}} \hat{y}$ if there are $c, h > 0$ for which $|y(t) - \hat{y}| \leq ce^{-ht}$ for all $t \geq 0$. \triangle

The following definition characterizes some nice properties that activation systems (12) can have.

Definition 4.5. Consider the following one-dimensional system in which $y : \mathbb{R}_{\geq 0} \rightarrow \mathbb{R}^p$ is some forcing function,

$$\frac{d}{dt}x(t) = f(y(t), x(t)). \quad (15)$$

1. Let $q > 0$. The system (15) is said to have *q-polynomial decay* if for any compact set $\mathcal{K} \subset \mathbb{R}^p$ there is an $M > 0$ and a constant $c > 0$ such that when $y \in \mathcal{K}$ and $x > M$ we have

$$f(y, x) \leq -cx^q.$$

2. System (15) is said to be *exponentially feed-forward* if for each $\hat{y} \in \mathbb{R}^p$ there is an $\hat{x} \in \mathbb{R}$ such that $y(t) \xrightarrow{\text{exp}} \hat{y}$ implies $x(t) \xrightarrow{\text{exp}} \hat{x}$, assuming $x(t)$ exists for all $t \geq 0$. \triangle

Thus, the system (15) has *q-polynomial decay* if it decays faster than the solution to $\dot{u} = -cu^q$ when (i) the forcing function takes values that are not too large (quantified by \mathcal{K}) and (ii) the current value of the process is large (quantified by M). Note that for $u(0) > 0$, the solution to $\dot{u} = -cu^q$ converges from infinity in finite time if $q > 1$. For completeness, we have proven this in Proposition A.1 in Appendix A.

The usefulness of a system of the form (15) being exponentially feed-forward comes from the fact that we would like to be able to understand the long-term behavior of $\dot{x} = f(y(t), x(t))$ via an understanding of the long-term behavior of $\dot{x} = f(\hat{y}, x(t))$. We note with the following simple example that one is *not* always able to do so.

Example 4.6. Consider the system of the form (15) with

$$f(y, x) = \begin{cases} 1 & \text{if } y > 1 \\ -x & \text{if } y \leq 1 \end{cases}.$$

The system with $y(t) = 1 + e^{-t}$ satisfies $y(t) \xrightarrow{\text{exp}} 1$. However, for this particular choice of $y(t)$, we have $y(t) > 1$ for all $t \geq 0$. Thus, $x(t) = x(0) + t$, which does not converge to the fixed point of $\dot{x} = f(1, x)$, which is zero regardless of $x(0)$. \square

Given the discussion above, it will be useful to consider dynamical systems of the form

$$\dot{x}(t) = f(y, x(t)),$$

where y should be thought of as a (time-independent) collection of parameters, but now x is allowed to be higher-dimensional.

Definition 4.7. Suppose that $\dot{x}(t) = f(y, x(t))$ with $x(t) \in \mathbb{R}_{\geq 0}^n$ and $y \in \mathbb{R}_{> 0}^p$ is a parametrized dynamical system such that for any choice of $x(0) \in \mathbb{R}_{\geq 0}^n$ and $\bar{y} \in \mathbb{R}_{> 0}^p$ the system has a unique solution. We will say that the system

1. is *reliable* if there is a continuously differentiable function $\mathfrak{X} : \mathbb{R}_{> 0}^p \rightarrow \mathbb{R}_{\geq 0}^n$ such that for any choice of $x(0) \in \mathbb{R}_{\geq 0}^n$, we have $\lim_{t \rightarrow \infty} x(t) = \mathfrak{X}(y)$;
2. *converges from infinity in finite time* if there is a compact set $\mathcal{K} \subset \mathbb{R}_{\geq 0}^n$ and a $T : \mathbb{R}_{> 0}^p \rightarrow \mathbb{R}_{> 0}$ such that $x(t) \in \mathcal{K}$ for any $t \geq T(y)$ and $x(0) \in \mathbb{R}_{\geq 0}^n$;
3. is *exponentially reliable* if it is reliable and there is a $\lambda : \mathbb{R}_{> 0}^p \rightarrow \mathbb{R}_{> 0}$ such that

$$|x(t) - \mathfrak{X}(y)| \leq |x(0) - \mathfrak{X}(y)|e^{-\lambda(y)t}. \quad \triangle$$

Note that the definition of *reliable* does not rule out the existence of fixed points outside of $\mathbb{R}_{\geq 0}^n$.

The main question we have is the following: when can we conclude that the fully parametrized system (11)-(12) has our desirable properties (reliability, convergence from infinity in finite time, and exponential reliability). The following theorem shows that these properties follow from easily checked conditions on the functions f_i^ℓ . In the theorem below, the vector of parameters y should be thought of as a steady state value for $x^{\ell-1}(t)$.

Theorem 4.8. Consider the system (11)-(12). Suppose that for each $\ell \in \{1, \dots, m\}$ and $i \in \{1, \dots, c_\ell\}$ the dynamical system

$$\frac{d}{dt}x(t) = f_i^\ell(y, x(t)), \quad x(t) \in \mathbb{R}, \quad y \in \mathbb{R}_{\geq 0}^{c_\ell-1},$$

is reliable. Moreover, assume that

$$\frac{d}{dt}x(t) = f_i^\ell(y, x(t))$$

has q -polynomial decay for some $q > 1$ and is exponentially feed-forward. Then the system (11)-(12) converges from infinity in finite time and is exponentially reliable.

Proof. The proof proceeds by induction on r for the systems \mathcal{F}^r , where we remind the reader that the systems \mathcal{F}^r are defined below (11)-(12). Consider the case $\ell = 1$, where we have

$$\frac{d}{dt}x_i^1(t) = f_i^1(x^0, x_i^1(t)), \quad \text{for } i \in \{1, \dots, c_1\}.$$

Here, reliability of x_i^1 follows by our assumption. The convergence of x_i^1 from infinity in finite time follows by the assumption of q -polynomial decay (compare with $\dot{u} = -cu^q$). Finally, the exponential reliability of x_i^1 follows from the exponential feed-forward assumption (here $x^0 \xrightarrow{\text{exp}} x^0$ trivially). Hence, the system \mathcal{F}^1 satisfies all the desired properties.

Now suppose the result holds for \mathcal{F}^r with $r < m$. Then there is a compact set $\mathcal{K} \subset \mathbb{R}_{\geq 0}^{c_r}$ and a time $T > 0$ so that $x^r(t) \in \mathcal{K}$ for all $t \geq T$, and moreover $x^r \xrightarrow{\text{exp}} \hat{x}^r$. Hence, by the assumption of q -polynomial decay, $x^{r+1}(t)$ converges from infinity in finite time, and we may conclude that the system \mathcal{F}^{r+1} does as well. Finally, by the exponential feed-forward assumption on layer $r+1$, together with the assumption that $\dot{x}_i = f_i^{r+1}(y, x_i(t))$ is reliable, we may conclude that \mathcal{F}^{r+1} is exponentially reliable, and the proof is complete. \square

We return to the activation system presented in Example 4.2.

Proposition 4.9. Consider the hardwired neural network $(G, \mathcal{P}, \varphi)$ and the system (11)-(12) with

$$f_i^\ell(x^{\ell-1}, x_i^\ell) = h + \rho_i^\ell(x^{\ell-1})x_i^\ell - (x_i^\ell)^2,$$

where

$$\rho_i^\ell(x^{\ell-1}) = (W^\ell x^{\ell-1} + \beta^\ell)_i = \sum_{j=1}^{c_\ell-1} W_{ij}^\ell x_j^{\ell-1} + \beta_i^\ell,$$

and $h > 0$. This system implements, in the sense of Definition 4.1, the hardwired feed-forward neural network $(G, \mathcal{P}, \varphi)$ where φ is given as the smoothed ReLU function (4). Moreover, the system converges from infinity in finite time and is exponentially reliable.

Proof. The fixed points of $\dot{x} = f_i^\ell(z, x(t))$ are

$$\frac{\rho_i^\ell(z) \pm \sqrt{\rho_i^\ell(z)^2 + 4h}}{2},$$

which satisfy

$$\frac{\rho_i^\ell(z) - \sqrt{\rho_i^\ell(z)^2 + 4h}}{2} < 0 < \frac{\rho_i^\ell(z) + \sqrt{\rho_i^\ell(z)^2 + 4h}}{2}.$$

Note that the strict inequalities follow from $h > 0$. The positive equilibrium is continuously differentiable in the argument z . Moreover, for any $x(0) \in \mathbb{R}_{\geq 0}$, asymptotic stability follows from standard methods. Hence, each of $\dot{x} = f_i^\ell(z, x(t))$ is reliable.

For each ℓ and i , the system $\dot{x}(t) = f_i^\ell(y(t), x(t))$ has 2-polynomial decay. Hence, to apply Theorem 4.8 and complete the proof we simply need to show that $\dot{x}(t) = f_i^\ell(y(t), x(t))$ is exponentially feed-forward.

Thus, consider $\dot{x}(t) = f_i^\ell(y(t), x(t))$ and suppose that $y(t) \xrightarrow{\text{exp}} \hat{y}$. Denote

$$x^+ = \frac{\rho_i^\ell(\hat{y}) + \sqrt{\rho_i^\ell(\hat{y})^2 + 4h}}{2} \quad \text{and} \quad x^- = \frac{\rho_i^\ell(\hat{y}) - \sqrt{\rho_i^\ell(\hat{y})^2 + 4h}}{2}$$

and let

$$V(x) = \frac{1}{2}(x - x^+)^2.$$

Then, by adding and subtracting appropriately,

$$\begin{aligned} \frac{d}{dt}V(x(t)) &= (x(t) - x^+)(h + \rho_i^\ell(y(t))x(t) - x(t)^2) \\ &= (x(t) - x^+)(h + \rho_i^\ell(\hat{y})x(t) - x(t)^2) + (x(t) - x^+)(\rho_i^\ell(y(t)) - \rho_i^\ell(\hat{y}))x(t) \\ &= -(x(t) - x^-)(x(t) - x^+)^2 + (x(t) - x^+)(\rho_i^\ell(y(t)) - \rho_i^\ell(\hat{y}))x(t). \end{aligned}$$

By assumption $y(t) \xrightarrow{\text{exp}} \hat{y}$, and so by linearity we have that $\rho_i^\ell(y(t)) \xrightarrow{\text{exp}} \rho_i^\ell(\hat{y})$. Moreover, standard methods can be used to show that $x(t)$ is uniformly bounded in time. Combining the above allows us to conclude that

$$\frac{d}{dt}V(x(t)) \leq a(t) - MV(x(t)),$$

where $0 \leq a(t) \leq ce^{-ht}$ for some $c, h > 0$. Hence, by Gronwall's inequality, see Appendix A,

$$\begin{aligned} \frac{1}{2}(x(t) - x^+)^2 &= V(x(t)) \leq \frac{1}{2}(x(t) - x(0))^2 e^{-Mt} + c \int_0^t e^{-M(t-s)} e^{-hs} ds \\ &= \frac{1}{2}(x(t) - x(0))^2 e^{-Mt} + \frac{c}{M-h} (e^{-ht} - e^{-Mt}), \end{aligned}$$

where we can select $h \neq M$ by taking h slightly smaller if need be. Taking square roots shows that $x(t) \xrightarrow{\text{exp}} x^+$ as desired. \square

5 Reaction network implementation of a hard-wired neural network with a smoothed ReLU activation function

This section is split into two parts. In Section 5.1, we give some preliminary definitions and concepts. In Section 5.2, we give the explicit construction.

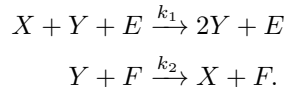
5.1 Preliminaries

Consider a reaction network $\mathcal{G} = (\mathcal{S}, \mathcal{C}, \mathcal{R})$. It is convenient to separate the species set \mathcal{S} into a disjoint union of dynamic and enzymatic species.

Definition 5.1. $X_i \in \mathcal{S}$ is said to be an *enzymatic species* if $(\zeta_{Y \rightarrow \hat{Y}})_i = 0$ for all $Y \rightarrow \hat{Y} \in \mathcal{R}$. A species is said to be a *dynamic species* if it is not an enzymatic species. \triangle

Thus, an enzymatic species is one whose concentration is fixed for all time to its initial value, regardless of the initial value of the system. Enzymatic species are referred to as such because they facilitate reactions to occur, just like biological enzymes; higher availability of enzymes results in a proportional speedup of reactions. We will use the notation \mathcal{S}_{dyn} and \mathcal{S}_{enz} for the set of dynamic species and enzymatic species, respectively, and since any species can only be one or the other, $\mathcal{S} = \mathcal{S}_{dyn} \cup \mathcal{S}_{enz}$.

Example 5.2. Consider the reaction network



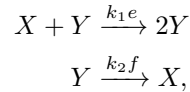
Here $\mathcal{S}_{dyn} = \{X, Y\}$ and $\mathcal{S}_{enz} = \{E, F\}$. \square

The concentrations of enzymatic species are time-invariant by definition, and so they satisfy the trivial ODE $de/dt = 0$, where e refers to the concentration of some enzyme E . This ODE obviously has the solution $e(t) = e(0)$ for all $t \geq 0$, independent of the dynamics of the other variables, and so it is without any loss of information, that we can withhold the ODEs for the enzymes from our description. We simply regard the initial values of the enzymes as parameters in the dynamical system. Thus we would say that *the* parametrized mass-action dynamical system associated to the network in Example 5.2 is

$$\begin{aligned}\dot{x} &= -k_1exy + k_2fy \\ \dot{y} &= k_1exy - k_2fy,\end{aligned}\tag{16}$$


where we regard e and f as positive parameters similar to k_1 and k_2 .

An alternative approach is to remove all enzymatic species and to “absorb” their time-invariant concentration into the rate constant of the reaction. For instance, the network in Example 5.2 is dynamically equivalent to the following network



in the sense that both give rise to an identical system of differential equations (16).

Even though the former construction, in which enzymatic species are included in the model description may seem superfluous, it offers flexibility that will be found to be useful later when we construct reaction networks modularly, and then take unions of them. In these situations species that were once enzymatic for one of the subnetworks can be dynamic for the resulting larger network. This perspective will also be useful in later work when we change our outlook from a reaction network implementation of a hardwired neural network to a neural network capable of learning. For a preview, suppose that we add a reaction to the network in Example 5.2, so the resulting network is



Then F has lost its status as an enzyme and has been moved to the set of dynamic species. The species partition for the new network is $\mathcal{S}_{dyn} = \{X, Y, F\}$ and $\mathcal{S}_{enz} = \{E, Z\}$. Addition of the reaction $Z + F \rightarrow Z$ allows us to modulate the concentration of F and therefore also the rate at which the reaction $Y + F \rightarrow X + F$ occurs.

The example is illustrative of some general properties, which we now state. A *subnetwork* of a reaction network $\mathcal{G} = (\mathcal{S}, \mathcal{C}, \mathcal{R})$ is a reaction network $\mathcal{G}' = (\mathcal{S}', \mathcal{C}', \mathcal{R}')$ such that $\mathcal{R}' \subseteq \mathcal{R}$. It necessarily follows that $\mathcal{S}' \subseteq \mathcal{S}$, since every species in \mathcal{S}' must participate in some reaction in \mathcal{R}' and therefore also in \mathcal{R} , and by similar reasoning $\mathcal{C}' \subseteq \mathcal{C}$. While $\mathcal{S}'_{dyn} \subseteq \mathcal{S}_{dyn}$, the containment for enzymes runs backwards, i.e. $\mathcal{S}_{enz} \cap \mathcal{S}' \subseteq \mathcal{S}'_{enz}$. For example, the reaction network in Example 5.2 is a subnetwork of the reaction network (17). The above-mentioned containments are easily checked to hold for this particular example.

With the assumption of mass-action kinetics, and for any particular choice of reaction rate constants, a reaction network can be translated into a system of ODEs via (2). Given this mapping, it is natural to say that a dynamical property of the parametrized ODE system is a property of the underlying reaction network itself. We proceed by fixing some notation, which will allow us to translate Definition 4.7 to the reaction network setting. Let $\mathcal{G} = (\mathcal{S}, \mathcal{C}, \mathcal{R})$ be a reaction network with $\mathcal{S} = \mathcal{S}_{dyn} \cup \mathcal{S}_{enz}$, and fix some (arbitrary) ordering of the dynamic species set \mathcal{S}_{dyn} . Let $n := |\mathcal{S}_{dyn}|$ and $x(t) \in \mathbb{R}_{\geq 0}^n$ denote the vector of concentrations of the dynamic species with respect to the ordering. We also arbitrarily order the set of parameters, which includes the reaction rate constants and the initial concentrations of enzymes. With the ordering, the parameters can be identified with a vector in $y \in \mathbb{R}_{> 0}^p$ where $p := |\mathcal{R}| + |\mathcal{S}_{enz}|$.

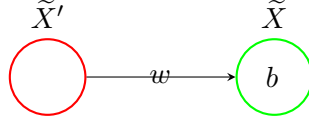


Figure 5: A single edge in a neural network, with one input and one output node.

Definition 5.3. Suppose that $\dot{x}(t) = f(y, x(t))$ with $x(t) \in \mathbb{R}_{\geq 0}^n$ and $y \in \mathbb{R}_{> 0}^p$ is a parameterized dynamical system obtained by applying mass-action kinetics to $\mathcal{G} = (\mathcal{S}, \mathcal{C}, \mathcal{R})$ with $\mathcal{S} = \mathcal{S}_{dyn} \cup \mathcal{S}_{enz}$, $n := |\mathcal{S}_{dyn}|$, and $p := |\mathcal{R}| + |\mathcal{S}_{enz}|$. Suppose that for any choice of $x(0) \in \mathbb{R}_{\geq 0}^n$ and $y \in \mathbb{R}_{> 0}^p$ the system $\dot{x}(t) = f(y, x(t))$ has a unique solution. We say that \mathcal{G} is *reliable*, *converges from infinity in finite time*, or *exponentially reliable* if the parameterized system $\dot{x}(t) = f(y, x(t))$ has those respective properties according to Definition 4.7. \triangle

5.2 Construction

We will give the construction of a reaction network that implements a neural network with the smoothed ReLU activation function. We will specifically design the network so that the ODE systems has f_i^ℓ as given in Example 4.2.

The construction will proceed in the following manner. First, we build an explicit reaction network implementation of only a single edge, as depicted in Figure 5, of the neural network, and describe the resulting parametrized ODE system. Second, we build on the previous step by giving a reaction network implementation of a single fixed node \tilde{X} in the neural network along with all of its inputs, and again describe the resulting parameterized ODE system. Finally, we describe the reaction network implementation of the entire neural network, which results in the parametrized ODE system in (11)-(12). For the sake of readability, we will limit the amount of enumeration utilized in our construction.

Step 1. The first step of the process, producing the reactions necessary for the implementation of a single edge, is carried out in Table 1. The species sets for this particular reaction network are $\mathcal{S}_{dyn} = \{X\}$, and $\mathcal{S}_{enz} = \{H, W^+, W^-, B^+, B^-, X'\}$. The associated mass-action ODE system is one-dimensional, in the variable x , and if we assume all reactions occur with a rate constant of 1, is

$$\frac{d}{dt}x(t) = h + ((b^+ - b^-) + (w^+ - w^-)x')x(t) - (q - 1)x(t)^q. \quad (18)$$

We will assume from here on that $q = 2$ and note that it is easy to make the necessary changes in the description for a general value different from 2. Note that when $q \neq 2$ the resulting activation function will be different than the smoothed ReLU.

Step 2. For the second step, we implement via reaction network the neural network depicted in Figure 6, which now simply consists of \tilde{X} along with all its inputs. For this particular node, we assume there are $c > 0$ inputs. The construction proceeds by simply taking the union over the c edges $(\tilde{X}'_i, \tilde{X})$ of the reaction networks described in Step 1. After this union, we once again have that X is the only dynamic species and the mass-action ODE for its concentration is given by

$$\frac{d}{dt}x(t) = h + \left((b^+ - b^-) + \sum_{i=1}^c (w_{x'_i, x}^+ - w_{x'_i, x}^-)x'_i \right) x(t) - x(t)^2 = h + \rho_x x(t) - x(t)^2, \quad (19)$$

where ρ_x is defined by the equation above (and is analogous to ρ_i^ℓ from (14)). Note that the above corresponds with the equations in Example 4.2.

Which aspect of neural network is implemented chemically?	Chemical implementation of a single directed edge (\tilde{X}', \tilde{X}) of the neural network	Which term results in the ODE for the species X ?
Closeness to ReLU	$H \longrightarrow H + X$	h
Input \tilde{X}' and weight of the edge (\tilde{X}', \tilde{X})	$X' + W^+ + X \longrightarrow X' + W^+ + 2X$ $X' + W^- + X \longrightarrow X' + W^-$	$(w^+ - w^-)x'x$, where $w := w^+ - w^-$ implements the edge weight
Additive node bias of \tilde{X}	$B^+ + X \longrightarrow B^+ + 2X$ $B^- + X \longrightarrow B^-$	$(b^+ - b^-)x$, where $b := b^+ - b^-$ implements the node bias
q -polynomial decay	$qX \longrightarrow X$ ($q > 1$)	$(q - 1)x^q$

Table 1: Components of an elementary reaction network – chemical implementation of a single directed edge (\tilde{X}', \tilde{X}) along with nodes \tilde{X}' and \tilde{X} of the neural network. A neural network is naturally viewed as a disjoint union of its edges, which allows putting together a chemical implementation as an appropriate union of elementary reaction networks.

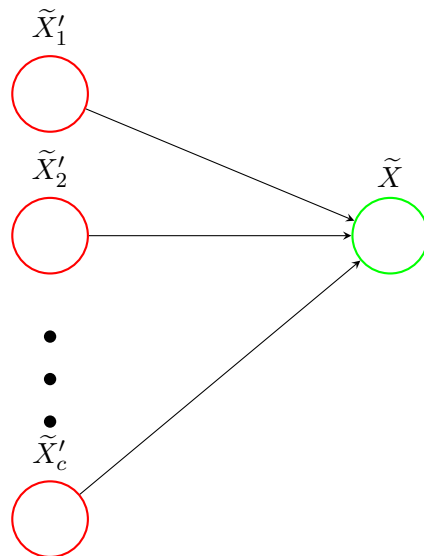


Figure 6: Step two: node \tilde{X} along with all its c inputs.



Figure 7: Representative examples of hand-drawn images from the MNIST database [21].

Step 3. The third step is to construct the final network by taking the union of the construction described in the second step over all non-input nodes \tilde{X} . In terms of dynamical systems, this constitutes taking a union of the systems of ODEs given by (19), with the appropriate indices applied to the variables and parameters. The final system of equations appears in (11)-(12) and in Example 4.2. The entire system is repeated here for convenience of the reader.

$$x_i^0 = d_i, \quad \text{for some fixed } d \in \mathbb{R}_{\geq 0}^{c_0},$$

$$\frac{d}{dt}x_i^\ell(t) = h + \left(\sum_{j=1}^{c_{\ell-1}} W_{ij}^\ell x_j^{\ell-1}(t) + \beta_i^\ell \right) x_i^\ell(t) - (x_i^\ell(t))^2, \quad \text{for } \ell \in \{1, \dots, m\}.$$

Note that many species that were enzymatic in a particular network, for example the species associated with the terms x_i^ℓ in the second step, are dynamic species in the final model.

6 An example

In this section, we provide an example to visually demonstrate several aspects of our theory and our constructions. The focus of this paper was not on training a network—that will be the focus of our next work. Instead, in this paper we focused on the different qualitative properties of possible constructions, as detailed in Definitions 4.7 and 5.3, and so this example will primarily share that focus. We will showcase how the limiting values of the ODE associated with a reaction network that implements the modified ReLU activation function, as detailed in Section 5, match precisely with the more standard implementation of the neural network via direct use of the activation function (4). Moreover, we will demonstrate the fast convergence of the ODE, a property we have proven to hold in Proposition 4.9. Next, we will demonstrate the flexibility of the developed theory by chemically implementing a different activation function: one that grows like \sqrt{y} , as $y \rightarrow \infty$ (as opposed to linear growth in the case of ReLU), and converges to 0, as $y \rightarrow -\infty$. This new implementation will still satisfy the conditions of Theorem 4.8, and hence still enjoy the properties of Definitions 4.7 and 5.3. Finally, we will explain how any activation function with growth of the form $y^{1/k}$, as $y \rightarrow \infty$, for any integer $k \geq 1$, can likewise be implemented chemically.

As it is a standard example in the field, we utilize the MNIST dataset of handwritten digits [21]. See Figure 7 for four representative images from this dataset. These images have $784 = 28 \times 28$ pixels, and the task of the neural network is to take a grayscale image of such a hand drawn digit, and correctly identify the digit. For example, we want the output to correctly identify the images in Figure 7 as 8, 2, 6, and 7, respectively.

The input to the neural network can be regarded as a single vector of size 784. Further, it is natural to choose the number of output nodes to be 10, with each node representing a different digit from the set $\{0, 1, \dots, 9\}$. To complete the specification of the structure of the neural network, we will, somewhat arbitrarily, choose to have a single hidden layer with 40 nodes. Therefore, our neural network has:

$$c_0 = 784, \quad c_1 = 40, \quad c_2 = 10.$$

As already mentioned, we will utilize the construction detailed in Section 5.2, yielding a smoothed ReLU (4) as our activation function, and we will choose $h = 1$ as our smoothing parameter.

We will now clearly specify how we implemented our neural network in Matlab. For the sake of reproducibility, we first set the seed of our random number generator by using the command “rng(1234).” We used this seed for every computation we are reporting in this section. We then initialized our weights and biases randomly by utilizing scaled Gaussians via the following commands:

```
W1 = (1/sqrt(c0))*randn(c1,c0);
W2 = (1/sqrt(c1))*randn(c2,c1);
beta1 = randn(c1,1);
beta2 = randn(c2,1);
```

In order to ensure that we use exactly the same random variables as does the reaction network implementation, we also defined an initial condition via the command

```
x00=10*rand([50,1]);
```

as that call is necessary in our reaction network implementation in which each of the hidden and output nodes is a dynamic variable and therefore utilizes an initial condition. While present in the code, this term is not used in the standard neural network implementation.

We utilized a quadratic cost function (9) in which the “truth,” denoted $\tau(d)$, was a vector with a 10 in the place of the true digit (i.e., if the digit represented by d is zero, then $\tau(d)$ has a 10 in the 1st component, if the digit represented by d is 1, then $\tau(d)$ has a 10 in the 2nd component, etc.), and has ones in all other components. In order to implement gradient descent, we used a learning rate of $\eta = 0.1$ so that after each iteration of the neural network, we update our parameters via

$$\beta^\ell \leftarrow \beta^\ell - \eta \nabla_{\beta^\ell} \text{Cost}$$

$$W_{ij}^\ell \leftarrow W_{ij}^\ell - \eta \frac{\partial \text{Cost}}{\partial W_{ij}^\ell},$$

for appropriate ℓ, i , and j . In order to estimate the derivatives above, we utilized stochastic gradient descent by using a batch of 300 randomly selected elements from the first 60,000 entries in the MNIST dataset. The specific call we used in our Matlab code was

```
Vals=randperm(60000,BatchSize);
```

where BatchSize had been set to 300. See Figure 8 for (i) the estimate of the cost function, and (ii) the number correctly predicted, out of the randomly chosen batch of 300, by the neural network over 1000 iterations of the learning process. Note that near the end of the 1000 iterations, the neural network is correctly identifying just over 95% of the digits. For the sake of comparison, in Figure 9 we give similar plots for the standard ReLU activation function (i.e., taking $h = 0$). Now the neural network correctly identifies around 88% of the digits. The superiority of the smoothed version of the ReLU activation function was apparent in nearly all the seeds of the random number generator that we tried (data not shown). The precise reason for the superiority of the smoothed version of the ReLU activation function in the present setting is unclear to us, though perhaps the lack of a zero derivative for $y < 0$ is playing a role.

We now demonstrate the learning of the reaction network in a different manner: by visualizing the output trajectories of a subset of the nodes on a particular image from the database, but after a different number of iterations of the learning process. We arbitrarily chose the 30th image in the database, which is the 7 presented as the right-most image in Figure 7. Note that since the image is that of a 7, we hope and expect that the equilibrium value associated with the 8th output node of our system will eventually converge towards 10, whereas the values of the other output nodes will converge towards 1. See Figure 10 for trajectories of output nodes 1, 2, 6, and 8 (associated with the digits 0, 1, 5, and 7), and hidden nodes 1 and 32. As expected, the equilibrium value associated to the 8th output node does indeed separate from the others and moves towards 10, as the number of iterations increases, whereas the other output nodes remain near the value 1. Also of interest is that the equilibrium value associated with output node 2,

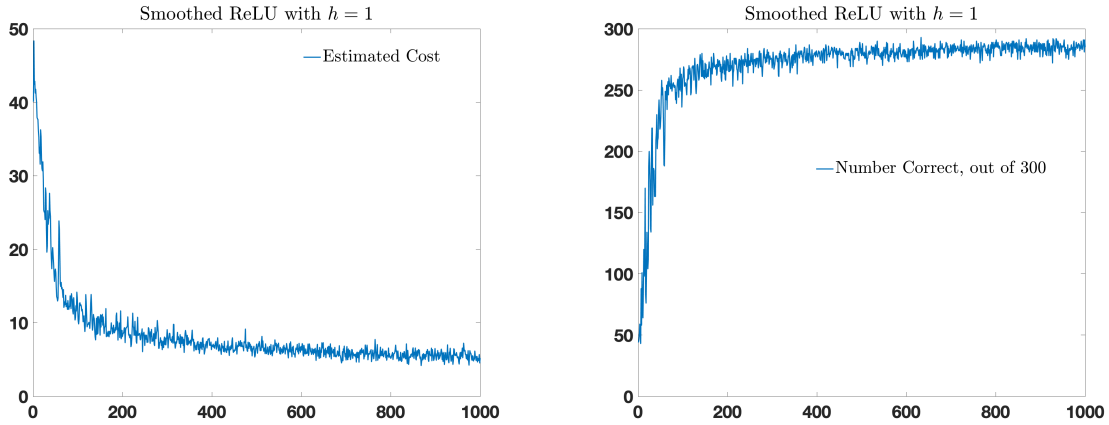


Figure 8: Performance of the smoothed ReLU cost function with $h = 1$. Left image: estimate of the cost function over each iteration of the neural network (from 300 randomly selected elements from the MNIST dataset). Right image: total number of images from the 300 whose digits were correctly identified. For each image the x -axis represents the iteration number of the learning process.

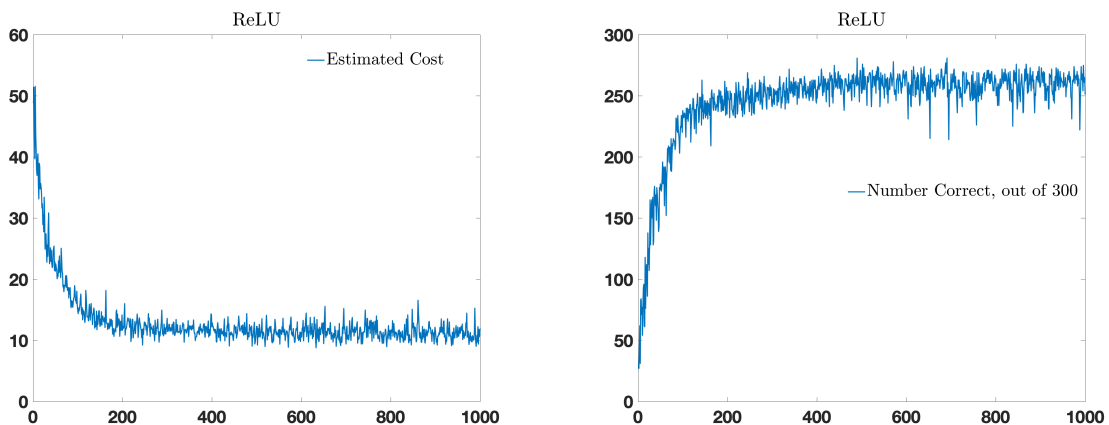


Figure 9: Performance of the ReLU cost function (i.e., $h = 0$). Left image: estimate of the cost function over each iteration of the neural network (from 300 randomly selected elements from the MNIST dataset). Right image: total number of images from the 300 whose digits were correctly identified. For each image the x -axis represents the iteration number of the learning process.

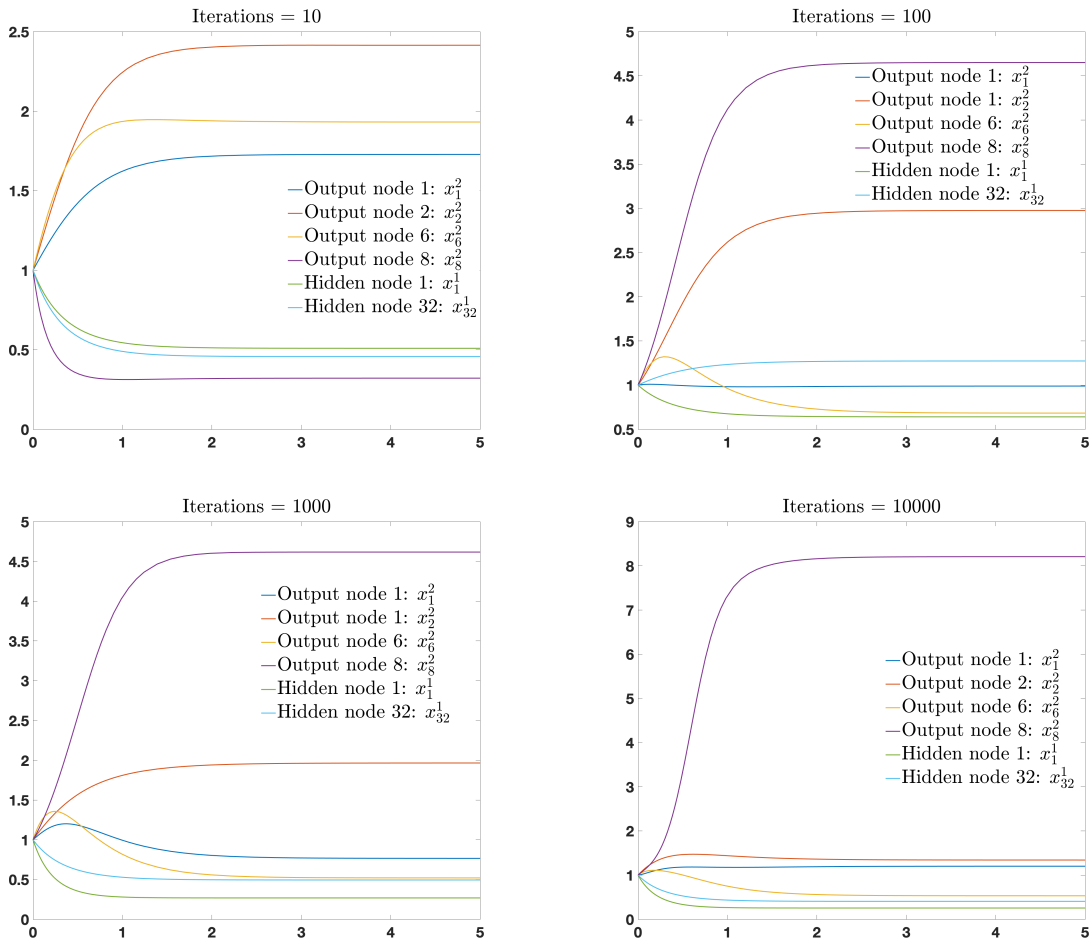


Figure 10: Plots of trajectories from the ODEs associated with our reaction network construction after different numbers of iterations. Note how the equilibrium of the 8th output node, which is associated with the correct digit of 7, seems to be converging towards 10 as the number of iterations increases, whereas the equilibria associated with the other output nodes converge towards 1.

which is associated with the digit 1, converges towards 1 slower than do the other output nodes. We assume this is because the digit, which is a seven, has characteristics similar to the digit 1. For the purposes of this particular calculation, our initial condition for all 50 nodes was chosen to be equal to one.

As mentioned above, the fact that a neural network utilizing a ReLU activation function (smoothed or not) can be trained to identify the hand-drawn digits from the MNIST dataset is not the point of this paper, and is very well known. Instead, we now focus on the behavior of the ODE associated with the reaction network implementation. Using the same setup as detailed above (including the randomized initial conditions), but with both the BatchSize and the number of iterations set to 1, we may output the values of the activations a^ℓ for the neural network with the smoothed ReLU activation function with $h = 1$. There are a total of fifty terms (one for each node) in these vectors, which is too many to visualize. We therefore arbitrarily selected the first and third nodes from the output layer and the first and 32nd nodes from the

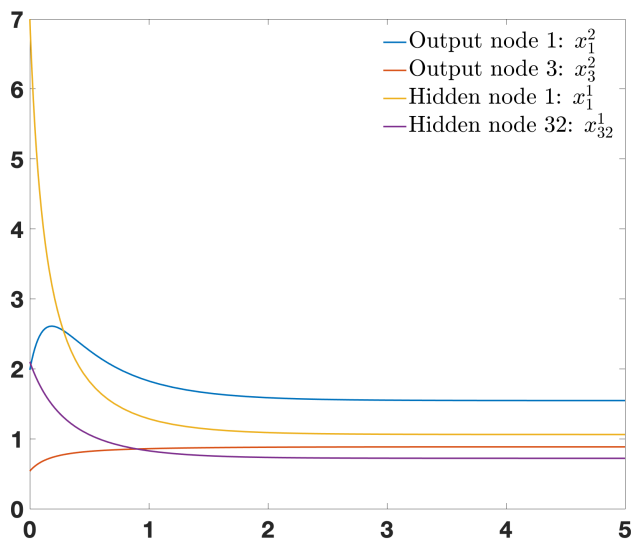


Figure 11: Representative plots with “regularly sized” initial conditions. We chose to visualize nodes 1 and 3 from the output layer and nodes 1 and 32 from the hidden layer.

hidden layer. The resulting values are

$$\begin{aligned} a_1^2 &= 1.54691661955827, & a_3^2 &= 0.885658219979311, \\ a_1^1 &= 1.06208572398989, & a_{32}^1 &= 0.72187173499449. \end{aligned}$$

Next, we solved the system of 50 ODEs associated with our reaction network construction, with randomized initial conditions detailed above, while using exactly the same random variables as in the standard neural network implementation. We solved the resulting system of 50 ODEs, and representative plots for the chosen four nodes are given in Figure 11. We simulated until time 5 and found

$$\begin{aligned} x_1^2(5) &= 1.54703516476441, & x_3^2(5) &= 0.885627963885228, \\ x_1^1(5) &= 1.06216260026126, & x_{32}^1(5) &= 0.721901309123957. \end{aligned}$$

As our theory guaranteed, the values match those of the standard neural network very well.

Of course, it is impossible to “demonstrate” convergence from infinity. Instead, we simply modified the initial conditions to

```
x00=1000*rand([c1,1]);
```

and performed the same ODE computations as detailed above. See Figure 12 for plots of the solutions. The final values were

$$\begin{aligned} x_1^2(5) &= 1.54686939850725, & x_3^2(5) &= 0.885624161108907, \\ x_1^1(5) &= 1.06213690351638, & x_{32}^1(5) &= 0.721896022634959, \end{aligned}$$

which, again, match the values from the previous iterations.

6.1 Modifying the activation function

We slightly modify the reaction network construction of Section 5 by using $q = 3$ instead of $q = 2$ in the final column of Table 1. Thus, for each of the hidden and output nodes we simply

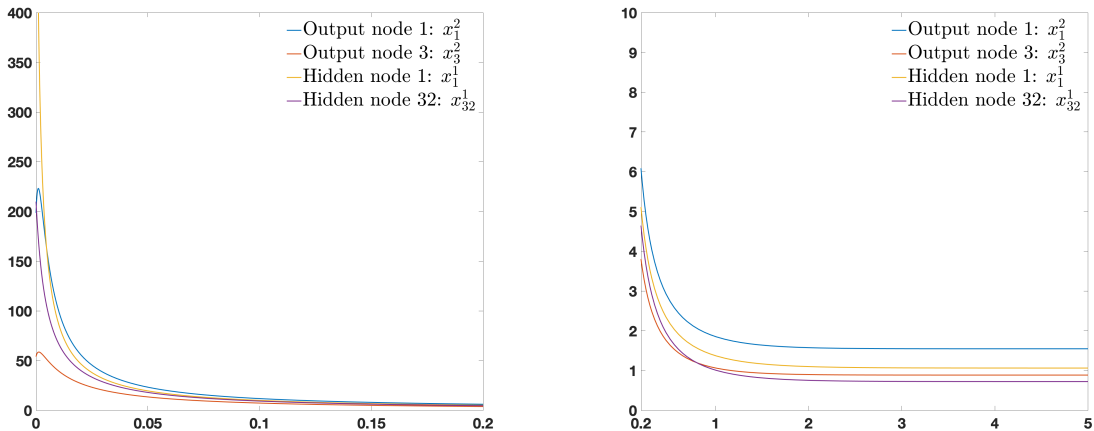


Figure 12: These are plots of the same trajectories. Note the scales on both the x -axes and the y -axes. On the left we see the fast convergence down “from infinity” to values in the single digits. On the right we see exponential convergence to the limiting values.

change the reaction network so that it includes the reaction $3X \rightarrow X$ instead of $2X \rightarrow X$. This change modifies the ODE for a particular node (hidden or output) to be

$$\dot{x} = h + \rho \cdot x - 2x^3, \quad (20)$$

with $h > 0$ and ρ as before. Note that the above is the analog of f_i^ℓ in (13), and we are suppressing subscripts and superscripts for the sake of clarity (as we have done at times throughout the paper).

By Descartes’ rule of signs, for each particular choice of h and ρ the system (20) has precisely one positive fixed point. As can be shown by standard methods, this fixed point is stable. Fixing $h > 0$, the activation function for the resulting system is found by solving for the unique positive fixed point as a function of ρ . See Figure 13 for a plot of this activation function when $h = 1$. We see that the function is monotonic, grows like $\sqrt{y/2}$, as $y \rightarrow \infty$, and converges to zero, as $y \rightarrow -\infty$. Finally, it can be shown by similar arguments as in the proof of Proposition 4.9 that the resulting chemical system implements, in the sense of Definition 4.1, the hardwired feed-forward neural network $(G, \mathcal{P}, \varphi)$ where φ is given in Figure 13, and that the system converges from infinity in finite time (due to it having 3-polynomial decay) and is exponentially reliable.

In order to implement this chemical system, we solved the associated ODEs, as detailed above. However, in the case when $q = 2$ we had a nice analytic formula for the activation function, φ , given by (4), which we could easily differentiate to find $\varphi'(z)$, and plug that expression into the relevant terms in (10) for the purposes of gradient descent. In this case, we are not so fortunate. However, this derivative can be calculated in a straightforward manner. For a fixed value of z , we may denote the unique positive fixed point of (20), with $z = \rho$, via $\varphi(z)$, in which case we have that $\varphi(z)$ is defined implicitly via

$$0 = h + z \cdot \varphi(z) - 2\varphi(z)^3.$$

Differentiating with respect to z and solving yields

$$\varphi'(z) = -\frac{\varphi(z)}{z - 3 \cdot 2 \cdot \varphi(z)^2},$$

As $\varphi(z)$ is the output from the ODE solver, we also get the derivative in a straightforward manner.

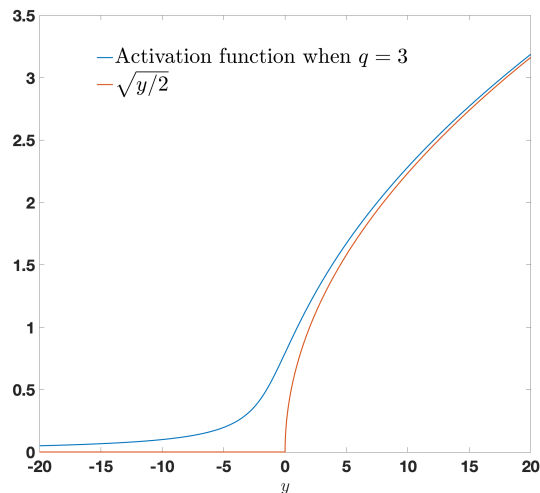


Figure 13: Activation function φ implemented by the reaction network from Table 1 with $q = 3$ and $h = 1$. This function is defined as the map between y and the unique positive fixed point of the polynomial $1 + yx - 2x^3$. A plot of $\sqrt{y/2}$ is added for the sake of comparison, which would be the corresponding activation function if h were taken to be zero while $q = 3$.

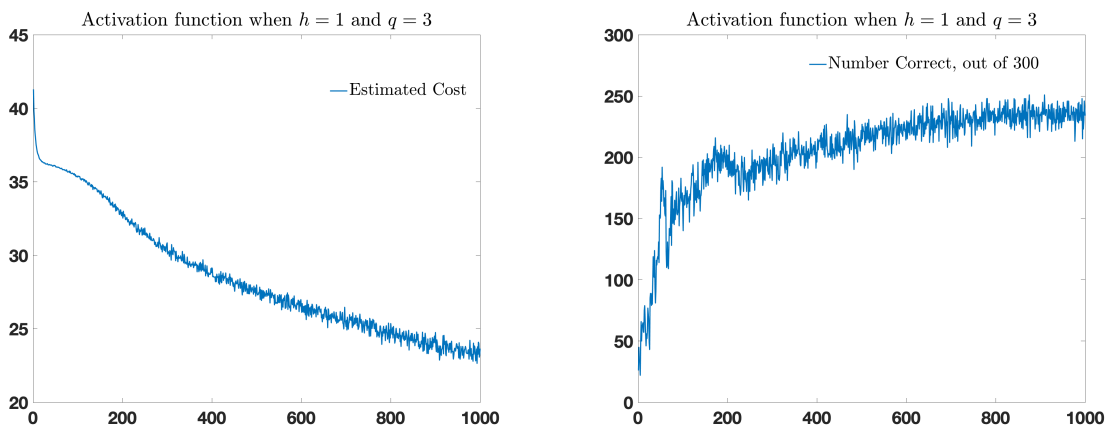


Figure 14: Performance of the new activation function (when $q = 3$). Left image: estimate of the cost function over each iteration of the neural network (from 300 randomly selected elements from the MNIST dataset). Right image: total number of images from the 300 whose digits were correctly identified. For each image the x -axis represents the iteration number of the learning process.

With all the details in place, we can run the system and implement the neural network via our new chemical reaction network. In Figure 14, we provide plots of the estimated cost and the number of images correctly identified, out of a batch of 300, using this new chemical system and activation function when all other variables (i.e., numbers of layers, hidden nodes, seed of the random number generator, etc.) are kept the same as above. We note that this activation function performs similarly to the ReLU activation function (see Figure 9).

Finally, we note that we could also select q to be any integer greater than 3, and a similar analysis can be carried out. In particular, when q is an integer greater than or equal to 2, we get an activation function that grows like $y^{1/(q-1)}$. Moreover, the derivative can be calculated

as above, and found to satisfy

$$\varphi'(z) = -\frac{\varphi(z)}{z - q(q-1)\varphi(z)^{q-1}}.$$

These systems with different activation functions could be useful in different settings.

Acknowledgements

Anderson gratefully acknowledges support via the Army Research Office through grant W911NF-18-1-0324, and via the William F. Vilas Trust Estate.

A Appendix

Proposition A.1. *Consider the ODE $\dot{u} = -cu^q$ where $c > 0$, $u \in \mathbb{R}_{\geq 0}$, and $q \in \mathbb{R}$. If $q > 1$, then $u(t) \leq 1$ for any $t > ((q-1)c)^{-1}$ and any $u(0) = u_0 \in \mathbb{R}_{\geq 0}$.*

Proof. For $q > 1$, the function $-cu^q$ is locally Lipschitz for $u \in \mathbb{R}_{\geq 0}$ and so the initial value problem with $u(0) = u_0 \in \mathbb{R}_{\geq 0}$ has a unique solution which can be found by separation of variables:

$$u(t) = \frac{1}{\left((q-1)ct + u_0^{-(q-1)}\right)^{1/(q-1)}}$$

for all $t \in \mathbb{R}_{\geq 0}$. Clearly, $u(t) \xrightarrow{t \rightarrow \infty} 0$ monotonically for any $u_0 \in \mathbb{R}_{\geq 0}$. It suffices to assume that $u_0 > 1$. Define t_1 to be the time for which $u(t_1) = 1$. Then, since $u_0 > 1$, we have $(q-1)ct_1 = 1 - u_0^{1-q} \in (0, 1)$, implying

$$t_1 = \frac{1}{(q-1)c} (1 - u_0^{1-q}) \in \left(0, \frac{1}{(q-1)c}\right).$$

Noting the monotonicity of $u(t)$ now finishes the proof. \square

We provide a version of Grönwall's inequality [1].

Lemma A.2 (Grönwall's inequality). *Consider the interval $I = [t_0, t]$. Let $\alpha : I \rightarrow \mathbb{R}$ and $\beta : I \rightarrow \mathbb{R}$ be continuous functions. Let $V : I \rightarrow \mathbb{R}$ be a continuously differentiable function satisfying*

$$\frac{d}{dt}V(t) \leq \alpha(t)V(t) + \beta(t) \text{ for } t \in I. \quad (21)$$

Let $V(t_0) = V_0$. Then,

$$V(t) \leq V_0 \exp\left(\int_{t_0}^t \alpha(s)ds\right) + \int_{t_0}^t \exp\left(\int_s^t \alpha(r)dr\right) \beta(s)ds \text{ for } t \in I. \quad (22)$$

References

- [1] R. Bellman, *The stability of solutions of linear differential equations*, Duke Math. J. **10** (1943), no. 4, 643–647.
- [2] Y. Benenson, *Biomolecular computing systems: principles, progress and potential*, Nature Reviews Genetics **13** (2012), no. 7, 455–468.
- [3] C. Bishop, *Neural networks for pattern recognition*, Oxford university press, 1995.
- [4] D. Blount, P. Banda, C. Teuscher, and D. Stefanovic, *Feedforward chemical neural network: An in silico chemical system that learns XOR*, Artificial life **23** (2017), no. 3, 295–317.

- [5] D. Bray, *Intracellular signalling as a parallel distributed process*, Journal of theoretical biology **143** (1990), no. 2, 215–231.
- [6] N. Buchler, U. Gerland, and T. Hwa, *On schemes of combinatorial transcription logic*, Proc. Natl. Acad. Sci. U. S. A. **100** (2003), no. 9, 5136–5141.
- [7] H. Buisman, H. ten Eikelder, P. Hilbers, and A. Liekens, *Computing algebraic functions with biochemical reaction networks*, Artif. Life **15** (2009), no. 1, 5–19.
- [8] D. Cappelletti, A. Ortiz-Muñoz, D.F. Anderson, and E. Winfree, *Stochastic chemical reaction networks for robustly approximating arbitrary probability distributions*, Theoretical Computer Science **801** (2020), 64–95.
- [9] K. Cherry and L. Qian, *Scaling up molecular pattern recognition with DNA-based winner-take-all neural networks*, Nature **559** (2018), no. 7714, 370–376.
- [10] K. Chiang, J. Jiang, and F. Fages, *Reconfigurable neuromorphic computation in biochemical systems*, 2015 37th Annual International Conference of the IEEE Engineering in Medicine and Biology Society (EMBC), IEEE, 2015, pp. 937–940.
- [11] A. Condon, M. Hajiaghayi, D. Kirkpatrick, and J. Mañuch, *Approximate majority analyses using tri-molecular chemical reaction networks*, Natural Computing **19** (2020), no. 1, 249–270.
- [12] R. Cummings, D. Doty, and D. Soloveichik, *Probability 1 computation with chemical reaction networks*, Natural Computing **15** (2016), no. 2, 245–261 (English), Special issue of invited papers from DNA 2014.
- [13] G. Cybenko, *Approximation by superpositions of a sigmoidal function*, Mathematics of control, signals and systems **2** (1989), no. 4, 303–314.
- [14] E. Di Cera, P.E. Phillipson, and J. Wyman, *Limit-cycle oscillations and chaos in reaction networks subject to conservation of mass*, Proceedings of the National Academy of Sciences **86** (1989), no. 1, 142–146.
- [15] D. Doty and D. Soloveichik, *Stable leader election in population protocols requires linear time*, Distributed Computing **31** (2018), no. 4, 257–271, Special issue of invited papers from DISC 2015.
- [16] M. Gopalkrishnan, *A scheme for molecular computation of maximum likelihood estimators for log-linear models*, International Conference on DNA-Based Computers, Springer, 2016, pp. 3–18.
- [17] A. Hjelmfelt, E. Weinberger, and J. Ross, *Chemical implementation of neural networks and Turing machines*, Proc. Natl. Acad. Sci. U. S. A. **88** (1991), no. 24, 10983–10987.
- [18] John J Hopfield, *Neurons with graded response have collective computational properties like those of two-state neurons*, Proceedings of the national academy of sciences **81** (1984), no. 10, 3088–3092.
- [19] K. Hornik, *Approximation capabilities of multilayer feedforward networks*, Neural networks **4** (1991), no. 2, 251–257.
- [20] Jongmin Kim, John Hopfield, and Erik Winfree, *Neural network computation by in vitro transcriptional circuits*, Advances in neural information processing systems **17** (2004), 681–688.
- [21] Y. LeCun, *The MNIST database of handwritten digits*, <http://yann.lecun.com/exdb/mnist/> (1998).
- [22] T. Mestl, C. Lemay, and L. Glass, *Chaos in high-dimensional neural and gene networks*, Physica D: Nonlinear Phenomena **98** (1996), no. 1, 33–52.
- [23] T. Mitchell, *Machine learning. 1997*, Burr Ridge, IL: McGraw Hill **45** (1997), no. 37, 870–877.
- [24] E. Mjolsness, D.H. Sharp, and J. Reintz, *A connectionist model of development*, Journal of theoretical Biology **152** (1991), no. 4, 429–453.

- [25] A. Moorman, C. Samaniego, C. Maley, and R. Weiss, *A dynamical biomolecular neural network*, 2019 IEEE 58th Conference on Decision and Control (CDC), IEEE, 2019, pp. 1797–1802.
- [26] A. Moorman, C.C. Samaniego, C. Maley, and R. Weiss, *A dynamical biomolecular neural network*, 2019 IEEE 58th Conference on Decision and Control (CDC), 2019, pp. 1797 – 1802.
- [27] K. Murphy, *Machine learning: a probabilistic perspective*, MIT press, 2012.
- [28] N. Napp and R. Adams, *Message passing inference with chemical reaction networks*, Adv. Neural Inf. Process. Syst., 2013, pp. 2247–2255.
- [29] M. A. Nielsen, *Neural networks and deep learning*, Determination Press, 2015.
- [30] W. Poole, A. Ortiz-Munoz, A. Behera, N. Jones, T.E. Ouldrige, E. Winfree, and M. Gopalkrishnan, *Chemical boltzmann machines*, International Conference on DNA-Based Computers, Springer, 2017, pp. 210–231.
- [31] L. Qian, D. Soloveichik, and E. Winfree, *Efficient Turing-universal computation with DNA polymers*, DNA Computing and Molecular Programming 16, 2011, pp. 123–140.
- [32] L. Qian, E. Winfree, and J. Bruck, *Neural network computation with dna strand displacement cascades*, Nature **475** (2011), no. 7356, 368–372.
- [33] O.E. Rössler, *Chemical automata in homogeneous and reaction-diffusion kinetics*, Physics and mathematics of the nervous system, Springer, 1974, pp. 399–418.
- [34] ———, *A synthetic approach to exotic kinetics (with examples)*, Physics and mathematics of the nervous system, Springer, 1974, pp. 546–582.
- [35] S. Shalev-Shwartz and S. Ben-David, *Understanding machine learning: From theory to algorithms*, Cambridge university press, 2014.
- [36] A. Singh, C. Wiuf, A. Behera, and M. Gopalkrishnan, *A reaction network scheme which implements inference and learning for hidden markov models*, International Conference on DNA Computing and Molecular Programming, Springer, 2019, pp. 54–79.
- [37] D. Soloveichik, G. Seelig, and E. Winfree, *DNA as a universal substrate for chemical kinetics*, PNAS **107** (2010), no. 12, 5393–5398.
- [38] M. Sugita and N. Fukuda, *Functional analysis of chemical systems in vivo using a logical circuit equivalent: III. Analysis using a digital circuit combined with an analogue computer*, Journal of theoretical biology **5** (1963), no. 3, 412–425.
- [39] M. Vasic, C. Chalk, S. Khurshid, and D. Soloveichik, *Deep molecular programming: A natural implementation of binary-weight ReLU neural networks*, <https://arxiv.org/pdf/2003.13720.pdf>, 2020.
- [40] V. Virinchi, A. Behera, and M. Gopalkrishnan, *A stochastic molecular scheme for an artificial cell to infer its environment from partial observations*, International Conference on DNA-Based Computers, Springer, 2017, pp. 82–97.
- [41] ———, *A reaction network scheme which implements the EM algorithm*, International Conference on DNA Computing and Molecular Programming, Springer, 2018, pp. 189–207.
- [42] J. Vohradsky, *Neural network model of gene expression*, the FASEB journal **15** (2001), no. 3, 846–854.