

Overcoming Conflicting Data for Model Updates

David Gaddy

University of California, Berkeley*
dgaddy@berkeley.edu

Alex Kouzemtchenko, Pavan Kumar Reddy, Prateek Kolhar, and Rushin Shah

Google Assistant

{kuza, mpavan, pkolhar, rushinshah}@google.com

Abstract

In this paper, we explore how to use a small amount of new data to update a model when the desired output for some examples has changed. When making updates in this way, one potential problem that arises is the presence of conflicting data, or out-of-date labels in the original training set. To evaluate the impact of this problem, we propose an experimental setup for simulating changes to a neural semantic parser. We show that the presence of conflicting data greatly hinders learning of an update, then explore several methods to mitigate its effect. Our methods lead to large improvements in model accuracy compared to a naive mixing strategy, and our best method closes 86% of the accuracy gap between this baseline and an oracle upper bound.

1 Introduction

Most work in NLP and machine learning considers a scenario where the desired outputs of a model are static and can be specified with a large, fixed dataset. However, in many practical applications desired model outputs may be constantly changing as new features are introduced and updates are made to how a model is used. For example in semantic parsing for task-oriented dialog, which will be the focus of this work, it may be necessary to introduce new intents (desired actions) or re-configure arguments to properly handle previously unsupported requests. In this work, we explore methods for updating models by merging the information in a large existing dataset with a much smaller amount of new data representing a change.

Naively, we might hope to make an update by simply combining new data in with the old and training on the combination. However, this approach has the potential issue that some of the older

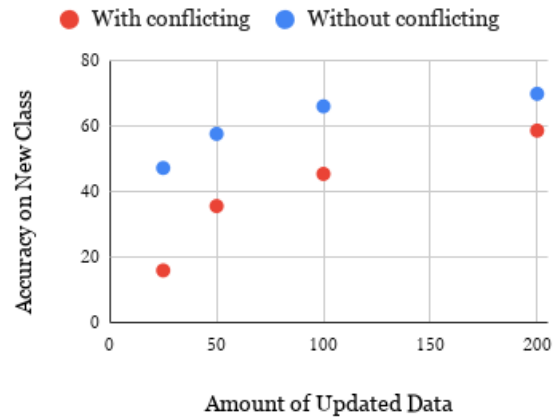


Figure 1: Accuracy as a function of data size with conflicting data compared to accuracy when an oracle removes the conflicts, averaged across five different updates. When the amount of new data added is relatively small we get less than half of the accuracy with conflicting data as without, and even as the data size grows the gap between the two conditions remains substantial (over 10%). See Section 4 for details of this experiment.

data may conflict with the new labeling. For example, in semantic parsing, related data points in the original data may have been explicitly labeled as unsupported, or they may be labeled with another intent or argument set that is now out-of-date. This conflicting data can confuse the model and cause it to predict labels as they were before an update rather than after.

To explore methods for making model updates in the presence of conflicting data, we propose an experimental setup for simulating updates to a neural semantic parser. We find that conflicting data greatly reduces model accuracy, as shown in Figure 1, and as a result, directly mixing in new data performs very poorly as a method for introducing model updates. We then explore several methods for mitigating the negative effects of conflicting

* Work performed during an internship at Google.

data by modifying how we combine the old and the new data. One approach is to keep the old and new datasets separate, but to share information indirectly with either fine-tuning or multi-task learning. Another approach is to explicitly filter data that is likely to conflict using a learned classifier. Each of these methods substantially improves performance compared to naively mixing in new data, and our best method closes 86% of the accuracy gap between the baseline and an annotation-heavy upper bound where the entire original dataset is relabeled.

2 Task Setup

In this paper, we focus on the task of making a single update to the desired output of a model by collecting a small amount of additional data.¹ While handling a stream of updates may pose additional challenges, we leave an investigation of that scenario to future work. Accordingly, our task setup expects two sets of data: a large amount of data from before a change, which we will call the **V1** (version one) set, and a small amount of data from after a change, which we call the **V2** set. The V1 set represents the current state of the system with any data collected in the past, while the new V2 set is collected specifically for the purpose of introducing a particular update. For the purposes of testing methods in this paper, we will form these two sets synthetically, as described in Section 2.1 below.

We describe the makeup of our data in terms of 3 types of examples: *trivially-unchanged*, *unchanged*, and *changed*. We use the term *trivially-unchanged* to describe examples that can easily be shown to have the same label in V1 and V2 based on their original V1 labels. For example, since many types of changes only affect a subset of the intents (often just one), examples that are not labeled with an affected intent in the V1 data are *trivially-unchanged*. A list of intents that are affected by an update can either be provided by a user or be estimated automatically by running a V1 model on the V2 training set and adding all predicted intents to the affected list (for simplicity we use a manual specification in our experiments). We reserve the term *unchanged* for examples that do not fall into the *trivially-unchanged* category but have the same label in V1 and V2, and *changed*

refers to examples whose labels would change between the two versions.

The data in the original V1 training set has examples from all three categories, but the *changed* subset will have out-of-date labels. We call this V1 *changed* subset *conflicting data*. It is important to note that while it is useful to talk about the conflicting subset of data, we cannot easily identify which examples from the V1 data belong in this category. The V1 labels for the *changed* subset often look quite similar to those of the *unchanged* subset, and can only be distinguished if updated labels are provided (see examples in Figure 2). Our aim is to avoid the potentially expensive process of collecting new labels for the V1 data. To specify a change, we suppose that a small number of examples have been labeled with the updated (V2) outputs. Many of our proposed methods require that the V2 training data includes both *changed* and *unchanged* examples, so our V2 set will include both categories unless specified otherwise. Because examples in the *trivially-unchanged* category can be easily identified by looking at their original labels and are known to not conflict, when training on V2 data we can also include the *trivially-unchanged* examples from the V1 training set.

2.1 Creating Synthetic Changes

To test methods of introducing changes, we create simulated updates on an existing semantic parsing dataset. We use the TOP dataset, which contains over 40,000 queries about navigation or events labeled with tree-based semantic parses (Gupta et al., 2018). In our setup, the data of the semantic parsing dataset represents the V2 form we desire after a change, and we modify some examples to represent a V1 form before an update. Our changes can easily be done in the reverse direction automatically, while still being interesting in the forward direction.

For example, to simulate the introduction of a new intent, we take examples that have a particular intent and merge them into another intent, such as a special `UNSUPPORTED` intent or an intent that is closely related. In the V1 set, all examples with the intent we are simulating the introduction of will have their intents changed to another intent. An example of a new intent update is shown at the top of Figure 2 – for simulating the creation of the intent `GET_INFO_TRAFFIC`. Note that there are already some intents labeled with the category we are merg-

¹What qualifies as a single update is somewhat open to interpretation, but our models are not overly sensitive to how it is defined and we will consider some updates that affect multiple intents or change multiple arguments.

New intent from related	
Changed	<p>Query: <i>Where is there construction on the highway?</i></p> <p>V1 Label: (IN:GET_INFO_ROAD_CONDITION (SL:LOCATION "the highway"))</p> <p>V2 Label: (IN:GET_INFO_TRAFFIC (SL:LOCATION "the highway"))</p>
Unchanged	<p>Query: <i>Are roads icy?</i></p> <p>V1 Label: (IN:GET_INFO_ROAD_CONDITION (SL:ROAD_CONDITION "icy"))</p> <p>V2 Label: (IN:GET_INFO_ROAD_CONDITION (SL:ROAD_CONDITION "icy"))</p>
New intent from unsupported	
Changed	<p>Query: <i>If I leave right now, can I get to New York City before one o'clock PM?</i></p> <p>V1 Label: (IN:UNSUPPORTED_NAVIGATION)</p> <p>V2 Label: (IN:GET_ESTIMATED_ARRIVAL (SL:DATE_TIME_DEPARTURE "right now") (SL:DESTINATION "New York City"))</p>
Unchanged	<p>Query: <i>What major city has the worst traffic?</i></p> <p>V1 Label: (IN:UNSUPPORTED_NAVIGATION)</p> <p>V2 Label: (IN:UNSUPPORTED_NAVIGATION)</p>
New argument	
Changed	<p>Query: <i>Which route to work has less traffic?</i></p> <p>V1 Label: (IN:GET_DIRECTIONS (SL:DESTINATION "work"))</p> <p>V2 Label: (IN:GET_DIRECTIONS (SL:DESTINATION "work") (SL:OBSTRUCTION "traffic"))</p>
Unchanged	<p>Query: <i>What is the best route to get to Atlanta to see my brother Mark?</i></p> <p>V1 Label: (IN:GET_DIRECTIONS (SL:DESTINATION "Atlanta"))</p> <p>V2 Label: (IN:GET_DIRECTIONS (SL:DESTINATION "Atlanta"))</p>

Figure 2: Examples from different types of updates that we simulate. To simulate updates, we use the original dataset as the V2 form, and modify some examples to a V1 form in a way that is not easily reversed.

ing into. These are the *unchanged* examples. For this particular change, we kept the arguments the same when updating, but for others we remove arguments or relabel them. In particular, for intents that were previously unsupported (punt), all arguments are removed for the V1 *changed* examples. This unsupported case as well as an example for a new argument are also illustrated in Figure 2. In total, we form five different synthetic updates to use in our experiments.² We train separate models for each update and report results by averaging the results across the five update types.

To form data splits from the original semantic parsing dataset, we first identify which examples belong in the *changed*, *unchanged*, and *trivially-unchanged* categories for a particular update. We then randomly select examples from each category for the V2 train and test sets. The remaining data is used as the V1 training set, and the *changed* labels are updated to the pre-change form.

3 Base Model

The semantic parsing model we use for our experiments is a sequence-to-sequence model based on the transformer architecture (Vaswani et al., 2017). We use a sequence-to-sequence model because of their flexibility and widespread use in semantic parsing (Jia and Liang, 2016; Dong and Lapata, 2016; Rongali et al., 2020), but many of the methods we explore also apply to other types of parsing models. Our model encodes a language input using a pre-trained 12-layer BERT model (Devlin et al., 2019), then decodes a parse tree flattened by depth-first traversal. At each step, the decoder can generate either 1) a labeled bracket representing an intent or argument label 2) a closing bracket or 3) an index of an input token to be copied. The hyperparameters of our model architecture and training can be found in Appendix A.

4 Effect of Conflicting Data

Before we describe our methods and begin our main experiments, this section will briefly explore how conflicting data affects learning. We evaluate model updates both with and without conflicting data, and compare accuracies as we vary the amount of new V2 data being introduced. The non-conflicting setting represents an oracle where

all conflicting data is removed, which we can easily simulate in our synthetic data-creation process but is generally not achievable on real-world data without additional manual annotation.

More precisely, for this experiment the V1 training set contains a full set of *unchanged* and *trivially-unchanged* data in both settings. In the conflicting setting, it also contains 50 examples from the *changed* category with old labels. The V2 training sets are the same for both conditions, and contain only examples from the *changed* category. We train models over different sizes of the V2 training set, from half the conflicting set size (25) to four times as much (200), and compute accuracies on a held-out set of *changed* examples with V2 labels. We measure accuracy using exact match, meaning the entire tree output by the model must match the reference to be considered correct, with no credit for partially-correct trees.

Note that although the removal of conflicting data in this experiment uses an oracle to optimally select examples that are conflicting, it does not necessarily represent an optimal handling of conflicting data. These conflicting examples could still have useful information in their labels, even if some or all of the semantic parse is incorrect. In Section 5.3 below we will propose one alternative to removing data that conflicts and discuss its advantages.

The results for this experiment are shown in Figure 1, after averaging over five different changes. To the left of the graph, we see that when the amount of conflicting data is greater than the size of the new data being added, we get less than half of the accuracy we would get without conflicting data. While the gap narrows somewhat with more data, even when we introduce four times as much new data as there are conflicting examples, there is still a loss of over 10% accuracy.

As another perspective, we can also look at how much more data is required to achieve the same results when conflicting data is or is not present. We see that the conflicting condition with 100 examples performs worse than just 25 examples without conflicts, and the conflicting condition with 200 examples is comparable to just 50 without conflicts. These results show that around four times the amount of data is required to reach the same performance when conflicting data is present.

²Data for our synthesized updates can be downloaded from <https://github.com/google/overcoming-conflicting-data/>.

5 Methods

In this work, we consider three methods to alleviate the problems caused by conflicting data: fine-tuning, multi-task learning with separate decoder heads, and data filtering with a learned classifier.

5.1 Fine-tuning

Our first and simplest method for handling conflicting data is fine-tuning. For this approach, we first train a model on only the V1 training data, then after training completes, we take the final parameters and use those as initialization for training with the V2 data. This approach can alleviate the conflicting data problem because the second stage of training does not include any conflicting data and the model will have less confusion about how to label *changed* examples. By first training on the V1 data, we are also able to benefit indirectly from the larger amount of data contained in it.

During the second stage of training, we train on the *changed* and *unchanged* data in the V2 training set, as well as the *trivially-unchanged* examples from the V1 training set. *Trivially-unchanged* data from the V1 data can be included in V2 training because it can be easily identified and is known to not conflict.

5.2 Multi-task

For our next method, we use an approach from multi-task learning where multiple decoder heads are used for different sets of data (e.g. Fan et al., 2017). Our two “tasks” correspond to the V1 data and the V2 data, and we use a separate set of parameters for the final pre-softmax layer of the decoder for each of the versions (as illustrated in Figure 3). The V1 head is only trained with V1 data and the V2 head is only trained with V2 data, but the encoder layers and decoder transformer are shared between both. This way, the V2 head is never trained on conflicting examples from V1, but the overall V2 model can still benefit from some information in V1 data indirectly through the shared encoder and decoder transformer layers. After training, the V1 head can be discarded, and the V2 head is used to make decisions. We train on both versions simultaneously, with each batch containing some of both types of data. As with our other methods, the V2 head is also trained on *trivially-unchanged* data from the V1 data.

The goal behind this approach is similar to that of fine-tuning: to avoid training the V2 model di-

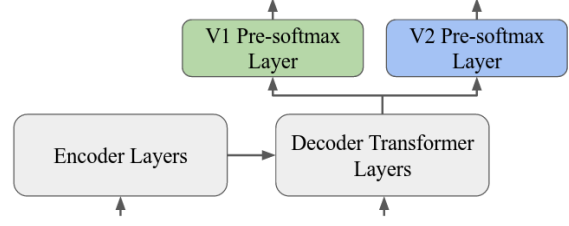


Figure 3: In our multi-task method, we feed the new V2 data to a separate decoder head to separate it from the possibly-conflicting data in the original V1 training set. The encoder layers and decoder transformer layers are shared between both versions.

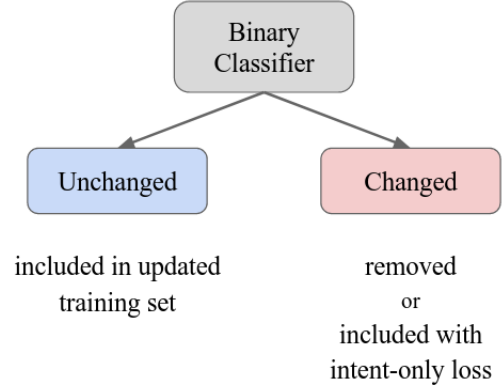


Figure 4: Our selection classification method uses a binary classifier to filter the original V1 data based on whether it is likely to be out-of-date.

rectly on the possibly-conflicting V1 data while still sharing some amount of information through model parameters. However, unlike fine-tuning, which is liable to forget information from V1 as training progresses, the simultaneous training for the multi-task method keeps the V1 information active for better sharing.

5.3 Classifier-based Data Selection

The final method we explore in the work is classifier-based data selection. The idea behind the data selection strategy is to explicitly select examples from the original V1 data that we don’t think will conflict. Using the small amount of V2 data, we train a classifier to predict whether an example will be *changed* or *unchanged*, and then apply this classifier to the V1 data, as illustrated in Figure 4.

More specifically, we first train a classifier on the V2 data to learn a binary decision between *changed* and *unchanged* examples. This training requires that we can distinguish between which examples

are *changed* and *unchanged*, which can either be specified as part of the annotation process, or can be determined by running an existing V1 model to predict old labels for the provided V2 examples. Our classifier uses the same encoder as our sequence-to-sequence parsing model and is initialized with parameters from a parsing model for the V1 data. Representations of this encoder are averaged across time before feeding into a small feedforward network with a hidden dimension of 512. After training, the binary classifier is run on the V1 training set (excluding the *trivially-unchanged* examples, which can be automatically included as-is for V2 training). This creates a categorization of predicted-changed and predicted-unchanged, which we hope will closely approximate the true *changed* and *unchanged* sets. For many of the changes we tested, these classifiers performed quite well, with accuracies above 90% on held-out data. For examples in predicted-unchanged, we will include them in the set of training examples used to train our updated model. For examples in predicted-changed, we do not want to directly include them, and consider two possible solutions: 1) remove them completely or 2) include the examples with an intent-only loss, as described below.

5.3.1 Intent-only Loss

The idea of the intent-only loss variant of the data selection method is to try to include some information about the predicted-changed examples without requiring us to know the full form of the tree after a change. While we know that the examples may have changed, in general we do not know if or how the argument structure will change for all examples. However, it is usually possible to know what the intent should be for the *changed* examples. If the update is introducing a new intent, we can use this new intent for the predicted-changed examples. If the update only affects arguments, we can keep the original intents for the examples. Which of these cases applies can be specified manually (as we do in our experiments), or could likely be determined automatically by running a V1 model on the V2 data and comparing the intents. Once we have determined the new top-level intent for the predicted-changed examples, we will include them as special training examples that only receive a loss on their intent. Since the intent is the first token to be predicted by the sequence-to-sequence decoder, we can simply mask out the loss for the rest of the tokens in the sequence. With this masking,

argument structure prediction will be unaffected by these examples, and the model must defer to other examples, such as those in the V2 training set, to learn argument labeling.

One case that we do not currently handle and leave to future work are updates that introduce multiple new intents simultaneously. To use an intent-only loss on those updates, more fine-grained classifications are needed to determine what the correct intent for the *changed* examples are.

6 Evaluation

To evaluate the methods, we measure exact match accuracy on a held out test set made up of 100 examples from each of the three data categories: *changed*, *unchanged*, and *trivially-unchanged*. We break down results by these three categories to show how different methods affect each of them. In most cases there will be some amount of trade-off between the *changed* and *unchanged* partitions, since predicting more of one labeling often means predicting less of another. Our goal is to do as well as possible on the new labels for the *changed* subset with as little impact as possible on the other examples (in *unchanged* and *trivially-unchanged*).

For these experiments, we form a V2 training set for each update by randomly selecting 50 examples from the *changed* and *unchanged* categories. All remaining examples are placed into the V1 training set and *changed* examples are relabeled appropriately. Note that unlike in Section 4 where we used a fixed-size conflicting set of 50 examples in V1, in this setup we use all remaining examples available after sampling a subset for V2, which results in larger conflicting sets ranging from hundreds to thousands of examples. The large sizes of the conflicting sets further amplifies the effect of the conflicting data, which we will see causes a direct mixing approach to perform even more poorly.

The results of the evaluation are shown in Figure 5. Results are averaged across 5 different changes and across 5 different runs for each to reduce variance.³ On the left of the chart are the baselines, followed by our proposed methods. On the far right of the chart is an upper bound which represents the case where the entire V1 training set is re-annotated with updated labels. For many updates, this upper bound requires thousands of new annotations, as compared to the one hundred labels

³Because of the small size of the V2 data, accuracies varied from run to run by several percent before averaging.

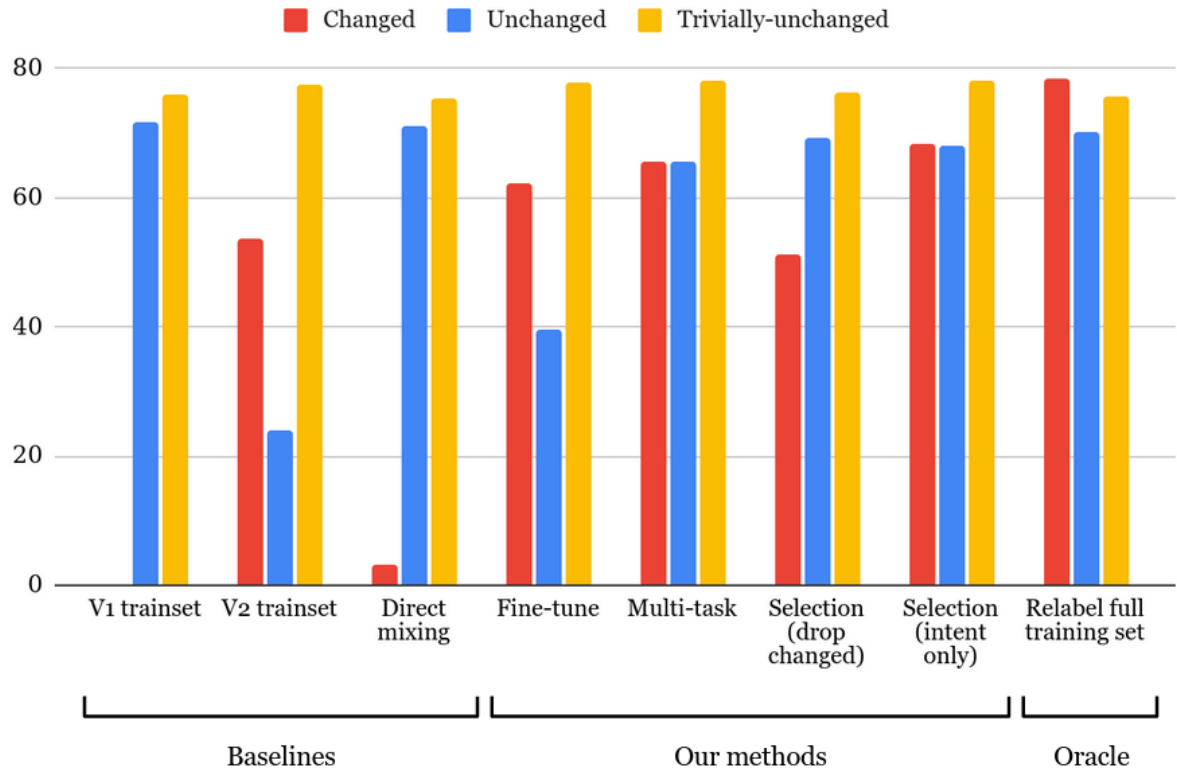


Figure 5: Exact match accuracy results. Our methods for dealing with conflicting data greatly outperform the baselines on the left and begin to approach the oracle accuracy shown on the right. A full breakdown of results for each of the five updates is provided in Appendix D.

used by our methods. We see that accuracies on the *trivially-unchanged* partition are fairly consistent across methods, due to the fact that we are able to copy the V1 *trivially-unchanged* data directly into the V2 training set, so we will focus our discussion on the *changed* and *trivially-unchanged* results.

The first important result to note is the "direct mixing" baseline, where the V1 and V2 data is mixed without accounting for conflicts. We see that although this performs well on *unchanged*, it performs extremely poorly on the *changed* class (just 3% accuracy) because the out-of-date V1 data overwhelms the small amount of updated V2 data.⁴ This is similar to the results found in Section 4, but even more pronounced because the setup here uses a much larger set of conflicting examples. In fact, the performance is quite similar to the results that are obtained by simply ignoring the update we are trying to make and just training on the old V1 dataset. For the *changed* subset, simply training on the V2 dataset outperforms direct mixing, but at the cost of a large drop on the *unchanged* partition. This drop in *unchanged* is unsurprising, since this baseline uses a much smaller set of data.

Overall, our methods greatly outperformed the baselines on the *changed* partition, while maintaining more accuracy on the *unchanged* subset than training on only the V2 data. Our weakest results come from the fine-tuning method. On the *changed* subset, this method does substantially better than any baselines, with absolute improvements of 59% and 7% over direct mixing and V2-only training, respectively. It also outperforms training only on V2 for *unchanged* by 20%, but lags farther behind our other methods on this category. The multi-task method does slightly better than fine-tuning on the *changed* subset (3% improvement) and much better on the *unchanged* subset (15% improvement). The selection classifier method which removes examples predicted to be changed performs slightly better on the *unchanged* category than our other methods, but tends to over-predict the old labels leading to lower performance on the *changed* category. Using the intent-only loss variant of the selection method alleviates this problem and makes it our strongest method, outperforming multi-task learning by between 2 and 3% for both *changed*

⁴We also tried a variant of the direct mixing baseline where the V2 data is upsampled to try to account for differences in size, but this obtained almost identical results (not shown in chart), indicating that upsampling is not an effective method for overcoming conflicting data.

and *unchanged*.

Compared to the direct mixing baseline, our best method (selection with intent-only loss) improves the accuracy on the *changed* partition by 65%, with just a 3% reduction on the *unchanged* set. It comes within 2% of the oracle upper bound on the *unchanged* set and approximately 10% on *changed*. If we take an average across the three partitions to form a summary metric, the best baseline achieves 51.8%, the upper bound reaches 74.7%, and we achieve 71.5%, closing 86% of the gap between the baseline and upper bound.

7 Conclusion

This work has shown that in order to make effective updates to the outputs of a neural parsing model by adding new data, it is important to consider the effect of conflicting examples in the original data. Using our newly-proposed setup for evaluating model updates, we find that conflicting data seriously hurts a model's ability to handle a new change, with accuracies 10 to 30% lower than when conflicting data is removed. Our proposed solutions greatly outperform baselines and close 86% of the gap towards an annotation-heavy upper bound. Conflicting data is likely a problem in many different scenarios where outputs to a model must be updated, including on a range of other tasks in NLP and the wider machine learning community. We believe that further study into methods for mitigating the effects of conflicting data is an important direction to allow practitioners to handle the constantly-changing needs of real-world machine learning applications.

References

- Jacob Devlin, Ming-Wei Chang, Kenton Lee, and Kristina Toutanova. 2019. [BERT: Pre-training of deep bidirectional transformers for language understanding](#). In *Proceedings of the 2019 Conference of the North American Chapter of the Association for Computational Linguistics: Human Language Technologies, Volume 1 (Long and Short Papers)*, pages 4171–4186, Minneapolis, Minnesota. Association for Computational Linguistics.
- Li Dong and Mirella Lapata. 2016. [Language to logical form with neural attention](#). In *Proceedings of the 54th Annual Meeting of the Association for Computational Linguistics (Volume 1: Long Papers)*, pages 33–43, Berlin, Germany. Association for Computational Linguistics.
- Xing Fan, Emilio Monti, Lambert Mathias, and Markus

Dreyer. 2017. [Transfer learning for neural semantic parsing](#). In *Proceedings of the 2nd Workshop on Representation Learning for NLP*, pages 48–56, Vancouver, Canada. Association for Computational Linguistics.

Sonal Gupta, Rushin Shah, Mrinal Mohit, Anuj Kumar, and Mike Lewis. 2018. [Semantic parsing for task oriented dialog using hierarchical representations](#). In *Proceedings of the 2018 Conference on Empirical Methods in Natural Language Processing*, pages 2787–2792, Brussels, Belgium. Association for Computational Linguistics.

Robin Jia and Percy Liang. 2016. [Data recombination for neural semantic parsing](#). In *Proceedings of the 54th Annual Meeting of the Association for Computational Linguistics (Volume 1: Long Papers)*, pages 12–22, Berlin, Germany. Association for Computational Linguistics.

Subendhu Rongali, Luca Soldaini, Emilio Monti, and Wael Hamza. 2020. [Don’t parse, generate! a sequence to sequence architecture for task-oriented semantic parsing](#). In *Proceedings of The Web Conference 2020, WWW ’20*, page 2962–2968, New York, NY, USA. Association for Computing Machinery.

Ashish Vaswani, Noam Shazeer, Niki Parmar, Jakob Uszkoreit, Llion Jones, Aidan N Gomez, Łukasz Kaiser, and Illia Polosukhin. 2017. Attention is all you need. In *Advances in neural information processing systems*, pages 5998–6008.

A Model Hyperparameters

Hyperparameter	Value
Decoder layers	1
Decoder dimension	256
Decoder feedforward dimension	256
Batch size	512
Training steps	50000
Learning rate	3e-4
Learning rate warmup	10000

B List of Changes with Data Sizes

The table below briefly describes the five updates we test on with the sizes of each data partition *changed*, *unchanged*, and *trivially-unchanged*. For our primary experiments, 100 examples from each partition are placed in the test set, 50 examples from *changed* and *unchanged* are placed in the V2 training set, and the remainder are used for the V1 training set.

Update type	Changed	Unchanged	Trivially-unchanged
New intent from unsupported	1719	1756	32266
New intent from related with argument name change	3625	3776	28340
New argument	635	21114	13992
New intent from related	10044	422	25275
New intent from multiple sources	285	3942	31514

C Effect of Conflicting Data Results Detail

The table below details the results for the experiment described in Section 4 and summarized in Figure 1.

Change	New data size	Accuracy (%)	
		Conflicting	No Conflicting
New from unsupported	25	21	42
	50	27	51
	100	54	60
	200	61	71
New from related	25	17	59
	50	44	73
	100	52	74
	200	66	75
New argument	25	11	54
	50	44	54
	100	45	68
	200	67	67
New from related	25	16	41
	50	29	56
	100	42	56
	200	54	71
New from multiple sources	25	15	40
	50	34	54
	100	34	72
	200	45	65
Average	25	16	47.2
	50	35.6	57.6
	100	45.4	66
	200	58.6	69.8

D Main Results Detail

The following table breaks down our main results across the different updates tested. These results are described in Section 6 and summarized in Figure 5.

Update	Partition	Accuracy (%)								
		V1 only	V2 only	Dir mix	Upsampl	Fine-tu	Multi-t	Sel (rm)	Sel (io)	Oracle
A	Change	0.0	53.6	0.8	0.0	58.2	66.8	51.4	68.2	80.2
	Unchange	75.4	20.8	70.0	74.8	35.0	61.6	72.8	69.8	72.2
	Triv-unch	78.8	77.2	77.8	77.6	78.8	82.0	78.0	79.4	78.0
B	Change	0.0	59.6	0.0	0.6	66.2	70.6	60.2	64.6	81.8
	Unchange	68.4	15.2	69.3	66.6	35.2	62.2	66.6	65.2	67.0
	Triv-unch	79.6	83.0	79.3	80.0	82.8	81.2	80.0	81.8	77.2
C	Change	0.0	31.2	1.8	2.8	45.4	39.0	43.8	59.2	73.4
	Unchange	79.0	25.4	81.0	80.6	42.4	79.2	77.2	80.8	81.4
	Triv-unch	73.4	75.0	72.3	73.6	74.2	74.8	72.4	74.6	73.6
D	Change	0.0	55.0	0.0	0.0	69.0	85.6	55.2	83.4	86.8
	Unchange	64.6	41.4	66.2	64.8	52.2	61.6	60.8	56.8	59.0
	Triv-unch	70.0	74.4	70.4	73.0	73.2	71.8	71.8	73.0	72.0
E	Change	0.0	69.6	13.0	13.4	71.8	65.4	46.2	66.0	69.8
	Unchang	71.0	17.4	69.8	72.2	33.4	63.0	69.0	68.2	70.6
	Triv-unch	78.2	78.6	77.3	77.6	80.8	80.2	79.2	81.2	77.2
Avg	Change	0.0	53.8	3.1	3.4	62.1	65.5	51.4	68.3	78.4
	Unchange	71.7	24.0	71.2	71.8	39.6	65.5	69.3	68.2	70.0
	Triv-unch	76.0	77.6	75.4	76.4	78.0	78.0	76.3	78.0	75.6

Update key: A: New intent from unsupported, B: New intent from related with argument relabeling, C: New argument, D: New intent from related with same arguments, E: New intent from both unsupported and related