

# A Scalable Framework for Learning From Implicit User Feedback to Improve Natural Language Understanding in Large-Scale Conversational AI Systems

Sunghyun Park\*, Han Li\*, Ameen Patel, Sidharth Mudgal, Sungjin Lee, Young-Bum Kim, Spyros Matsoukas, Ruhi Sarikaya

Amazon Alexa AI

{sunghyu, lahl, paameen, sidmsk, sungjinl, youngbum, matsouka, rsarikay}@amazon.com

## Abstract

Natural Language Understanding (NLU) is an established component within a conversational AI or digital assistant system, and it is responsible for producing semantic understanding of a user request. We propose a scalable and automatic approach for improving NLU in a large-scale conversational AI system by leveraging implicit user feedback, with an insight that user interaction data and dialog context have rich information embedded from which user satisfaction and intention can be inferred. In particular, we propose a general domain-agnostic framework for curating new supervision data for improving NLU from live production traffic. With an extensive set of experiments, we show the results of applying the framework and improving NLU for a large-scale production system and show its impact across 10 domains.

## 1 Introduction

For a conversational AI or digital assistant system (Kepuska and Bohouta 2018), Natural Language Understanding (NLU) is an established component that produces semantic interpretations of a user request, which typically involves analysis in terms of domain, intent, and slot (El-Kahky et al. 2014). For instance, the request “*Play a song by Taylor Swift*” can be interpreted as falling within the scope of *Music* domain with *Play Song* intent and *Taylor Swift* identified for *Artist* slot.

Improving the accuracy of the NLU component is important for satisfactory end-to-end user experience. Without an accurate semantic understanding of the user request, a conversational AI system cannot fulfill the request with a satisfactory response or action. As one of the most upstream components in the runtime workflow (Sarikaya 2017), NLU’s errors also have a wider blast radius that propagates to all subsequent downstream components, such as dialog management, routing logic to back-end applications, and language generation.

A straight-forward way to improve NLU is through human annotations. For example, we can mine the user requests that resulted in unsatisfactory user experience and make ground-truth annotations on those requests that produced incorrect NLU outputs, which can be used as additional supervision data for improving the models or rule engines within NLU. However, this approach is labor-intensive

\*Equal contribution.

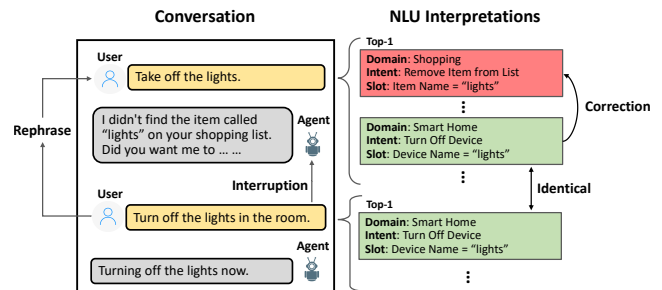


Figure 1: An example of implicit user feedback, specifically an indication of user dissatisfaction and user rephrase behavior, that can be used to create new supervision data to correct NLU errors. The left side shows the dialog history and the right side shows ranked NLU interpretations for each user request.

and expensive. It requires at least multiple tiers of annotations (e.g., end user experience, error attribution, and semantic interpretation), and it is hard to consider all underlying contextual conditions. It is also limited by the existing annotation guidelines that may not accurately reflect user expectations. Due to these limitations, leveraging user feedback, both implicit and explicit, from real production systems is emerging as a new area of research.

In this paper, we propose a scalable and automatic approach for improving NLU by leveraging implicit user feedback, with an insight that user interaction data and dialog context have rich information embedded from which user satisfaction and intention can be inferred. For instance, while interacting with a conversational AI system, dissatisfied users might often choose to intervene by stopping the system response in the middle and rephrasing the previous request to make it clearer with less room for ambiguous interpretation (see Figure 1).

Our work makes three main contributions. First, to our knowledge, this work is the first in the literature to introduce a scalable and automatic approach of leveraging domain-agnostic implicit user feedback that can continuously improve the NLU component of a large-scale conversational AI system in production. Second, we propose a general framework for curating supervision data for improving NLU from live traffic that can be leveraged for various subtasks within NLU - e.g., the supervision data can be applied to

improve individual semantic interpretation models (domain classification, intent classification, or slot tagging) or a ranking/classification model across all interpretations (e.g., an interpretation can consist of a tuple of specific domain, intent, and slots). Last, we show with an extensive set of experiments on live traffic the performance of the proposed framework and its impact on improving NLU in the production system across 10 widely used domains.

## 2 Background and Problem Definition

The NLU component typically has three main types of underlying models as the building blocks - domain classifier (can be one multi-class model across all domains or a number of binary-class models for each domain), as well as domain-specific intent classifiers and slot taggers (El-Kahky et al. 2014). The performance of each model type has direct impact on how well a request is handled downstream. Traditionally, the three modeling tasks have been treated independently (Gao, Galley, and Li 2018), but there are recent approaches for treating them as a joint optimization task (Liu and Lane 2016; Hakkani-Tür et al. 2016). Some conversational AI systems also have a ranking model at the end that ranks across all domains, intents and slots on a certain unit of semantic interpretation (e.g., a tuple consisting of an intent and slots) (Su et al. 2018).

Leveraging implicit feedback from the users has been widely studied in the context of recommendation systems (Hu, Koren, and Volinsky 2008; He et al. 2016; Liu, Dolan, and Pedersen 2010; Loni, Larson, and Hanjalic 2018; Rendle et al. 2012; He and McAuley 2016) and search engines (Joachims 2002; Sugiyama, Hatano, and Yoshikawa 2004; Shen, Tan, and Zhai 2005; Bi et al. 2019). In such systems, common types of implicit user feedback explored include a history of browsing, purchase, or click-through behavior. There is also a line of work addressing the challenge of lacking negative feedback information in those systems (He et al. 2016; Wang, Shao, and Lian 2019). Leveraging implicit feedback in the context of conversational AI systems is relatively unexplored in the current literature, but it has been applied for rewriting the request text internally in the system (Ponnusamy et al. 2019), improving the Natural Language Generation component (Zhang et al. 2018), and using user engagement signals for improving the entity labeling task specifically focused on Music domain (Muralidharan et al. 2019). We note that compared to explicit feedback (Petrushkov, Khadivi, and Matusov 2018; Iyer et al. 2017), using implicit feedback is more scalable and does not introduce friction in user experience. But it comes with a challenge of the feedback being noisy.

In this paper, we specifically focus on two types of implicit user feedback - *dissatisfaction* of experience (to understand what to fix) and *clarification* of intention through rephrase (to understand how to fix). This is based on our insight that we can infer users’ dissatisfaction from their behavior while interacting with a conversational system, such as prematurely interrupting its response or action. Given an unsatisfactory experience, users can also clarify their requests by rephrasing the previous request in simpler terms, which can be used to infer their true intention associated

with the previous request. In this work, we assume that there are mechanisms already in place to automatically (1) infer user dissatisfaction (i.e.,  $f_{defect}$  in Section 2.1) and also (2) detect whether a given request is a rephrase of a previous request (i.e.,  $f_{rephrase}$  in Section 3). There are many ways to build these two mechanisms that can be either rule-based or model-based (Sarikaya 2017; Ponnusamy et al. 2019; Dos Santos et al. 2015; Wang, Hamza, and Florian 2017; Tomar et al. 2017), and we leave the detail outside the scope of this paper due to space limitation.

### 2.1 Problem Definition

Denote  $\mathcal{T} = (\Sigma, \Pi, N, A)$  to be the space of all user interactions with a conversational AI system with each request or turn  $t_i = (u_i, p_i, c_i, a_i) \in \mathcal{T}$  consisting of four parts:  $u_i \in \Sigma$  is the user request utterance,  $p_i \in \Pi$  is the semantic interpretation for  $u_i$  from NLU,  $c_i \in N$  is the contextual metadata (e.g., whether the device has a screen), and  $a_i \in A$  is the system action or response for  $u_i$ . Here, we note that we are proposing a general framework that allows a scalable and automatic curation of supervision data to improve NLU, more specifically individual underlying sub-components within NLU (e.g., domain classifiers, intent classifiers, slot taggers, final ranker, etc.). For generalizability, we keep the unit of the semantic interpretation abstract.

More formally, we define a *session* of user interaction  $s = \{t_1, t_2, \dots, t_q\} \subseteq \mathcal{T}$  which is a list of time-consecutive turns by the same user that are temporally close to each other. Denote  $m_t$  to be the NLU component at timestamp  $t$ . We collect the interaction session data  $\mathcal{S}_{live} = \{s_1, s_2, \dots, s_n\}$  for a certain period of time  $\Delta$  (e.g., one week) starting at time  $t$ , from which we curate new supervision data to produce  $m_{t+\Delta}$  with improved performance. Specifically, given a tool  $f_{defect}$  for automatic analysis of user dissatisfaction for each turn, we process  $\mathcal{S}_{live}$  to identify all turns  $\mathcal{D}_{defect}$  from  $\mathcal{S}_{live}$  that indicate user dissatisfaction. We call each turn  $t_i \in \mathcal{D}_{defect}$  a *defective turn*, or simply a *defect*. The key challenges then are how to (1) reduce noise in  $\mathcal{D}_{defect}$  to identify real defective use cases that are impacting the general user population and that can be targeted by NLU (i.e., there is sufficient disambiguation power within NLU that it can learn to produce different results if given specific supervision) and also (2) find a likely better semantic interpretation in NLU for those defects to change system action or response with user satisfaction.

**Definition 1 (Problem Definition)** *Given  $\mathcal{S}_{live}$  and  $\mathcal{D}_{defect}$  from  $\mathcal{S}_{live}$ , our goal is to perform an automatic curation of supervision data on  $\mathcal{S}_{live}$  for improving NLU by (1) automatically identifying all real defects  $\mathcal{D}_{target} \subseteq \mathcal{D}_{defect}$  that can be targeted by NLU, and (2) automatically finding an alternate semantic interpretation for each  $t_i \in \mathcal{D}_{target}$  that can produce satisfactory user experience.*

## 3 Solution Framework

This section gives an overview of our framework that is composed of two main stages (see Figure 2). The first stage involves developing two deep learning (DL) models. One model, which we call *Defect Identification Model (DIM)*,

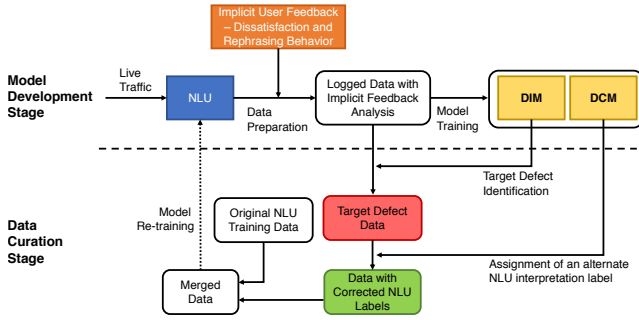


Figure 2: Our framework for leveraging implicit user feedback to automatically curate quality supervision data for improving NLU, which consists of *Defect Identification Model (DIM)* and *Defect Correction Model (DCM)*.

is for automatically identifying high-confidence defects that are causing repeated and systematic dissatisfaction of user experience and that can be targeted by NLU. Another model, which we call *Defect Correction Model (DCM)*, is for correcting such defects by automatically labeling them with a likely better semantic interpretation. The second stage involves a straight-forward application of the two models on the production traffic log to curate high quality supervision data for improving NLU. We discuss DIM and DCM in more detail in the subsequent sections, while we focus on giving a high-level workflow of our framework in this section.

### 3.1 Stage One: Model Development

**Data Preparation:** We first collect all the user interaction session data from the production log  $\mathcal{S}_{live}$  for an arbitrary period of time (e.g., past one week). Given a user dissatisfaction analysis tool  $f_{defect}$  and a rephrase analysis tool  $f_{rephrase}$ , we run each tool on  $s_i \in \mathcal{S}_{live}$ . We tag  $t_j \in s_i$  as a defect if  $f_{defect}$  detects user dissatisfaction for the turn and we tag  $t_j \in s_i$  as a rephrase if there exists  $t_i \in s_i$  where  $j > i$  (i.e., temporally  $t_j$  occurred after  $t_i$ ) and  $f_{rephrase}$  detects  $t_j$  to be a rephrase of  $t_i$ . We then extract each turn in  $\mathcal{S}_{live}$  to create turn-level data  $\mathcal{D}_{live} = \{t_j \in s_i \mid s_i \in \mathcal{S}_{live}\}$  with  $t_j$  containing two binary labels of defect  $e_d$  and rephrase  $e_r$ .

**Defect Identification Model (DIM) Training:** We define the model  $f_{dim} : \mathcal{T} \rightarrow \{0, 1\}$ , which takes as input each turn  $t_i \in \mathcal{D}_{live}$  and outputs whether  $t_i$  is a *target defect* or not. As  $f_{defect}$  focuses on getting defects causing bad interaction experience from the user perspective, not all defects marked by  $f_{defect}$  reflect system-wise errors. Therefore, we identify *target defects* which are high-confidence defects with reduced noise compared to all defects tagged by  $f_{defect}$  and those for which NLU has enough capacity within to selectively change the semantic interpretation for those cases, in other words, the defect can be targeted by NLU. We can ideally train the model if we have a ground-truth label of whether each turn is our target defect or not, but since the cost is prohibitive, we describe our approach of training the model with a surrogate task leveraging  $e_d$  (see detail in Section 4).

**Defect Correction Model (DCM) Training:** Once we identify the target defects  $\mathcal{D}_{target}$ , we curate each turn  $t_i \in$

$\mathcal{D}_{target}$  by replacing the semantic interpretation  $p_i$  with a better one  $p'_i \in \Pi$ . As the space of the semantic interpretation  $\Pi$  is too large, we can make the process more scalable by restricting to find a better interpretation in the  $k$ -best predictions  $P_i^k \subseteq \Pi$  (i.e.,  $k$  interpretations with the highest prediction confidence) by the current NLU component. Again, a straight-forward solution is to use human annotations by manually analyzing all candidates in  $P_i^k$  and selecting the best  $p'_i \in P_i^k$  as the new interpretation for  $t_i$ . Since the cost is prohibitive, we describe an efficient way to build DCM, which is defined as  $f_{dcm} : \mathcal{T} \times \Pi \rightarrow \{0, 1\}$ . The model takes as input a pair  $(t_i, p_j)$  with  $t_i \in \mathcal{D}_{live}$  and  $p_j \in \Pi$  to makes a prediction whether  $p_j$  is a proper semantic interpretation for  $t_i$ . We describe our approach of training the model with a surrogate task leveraging  $e_r$  (detail in Section 5).

### 3.2 Stage Two: Supervision Data Curation

We first apply  $f_{dim}$  to each turn  $t_i \in \mathcal{D}_{live}$ . Then, a search-based filtering algorithm extracts a set of turns  $\mathcal{D}_{target}$  with high confidence of being target defects (more detail in Section 4.3). For automatically assigning a better semantic interpretation, we apply  $f_{dcm}$  to each turn  $t_i \in \mathcal{D}_{target}$ . Specifically, we pair each turn  $t_i \in \mathcal{D}_{target}$  with every interpretation candidate  $p_j \in P_i^k$  as the input to  $f_{dcm}$ . The interpretation with the highest score  $p^* = \arg \max_{p_j \in P_i^k} f_{dcm}(t_i, p_j)$  is used as the corrected interpretation for  $t_i$ .

## 4 Defect Identification Model (DIM)

In this section, we describe DIM in more detail. Given the logged live traffic data  $\mathcal{D}_{live}$ , we build the model  $f_{dim} : \mathcal{T} \rightarrow \{0, 1\}$  to identify all target defects  $\mathcal{D}_{target} \subseteq \mathcal{D}_{live}$ . Here are the reasons for focusing our attention on further refining defects into target defects. First,  $f_{defect}$  identifies defects that cause dissatisfaction from the user perspective, and not all defects marked by  $f_{defect}$  reflect system-wise errors. Second, as  $f_{defect}$  infers user dissatisfaction from subtle implicit user feedback with a model-based approach, the identified defects can be noisy. Therefore, we need to consider only those defects that show a consistent pattern of repeated failures across the broad user population (i.e., high-confidence defects). Also, we need to focus on those defects that an underlying NLU sub-component has the capacity to correct if given new supervision data (e.g., enough disambiguation power with the existing features in the model). Otherwise, even if we were able to come up with a corrected semantic interpretation for each defect, the new supervision data would have no impact for improving NLU or even make the current performance worse due to conflicting labels. More formally, we define target defects as follows.

**Definition 2 (Target Defects)** *Target defects*  $\mathcal{D}_{target} \subseteq \mathcal{D}_{live}$  are turns satisfying the following conditions: (1) We can split the turns into a set of groups  $\{g_1, g_2, \dots, g_n\}$  where each  $g_i$  contains a set of turns that are semantically equivalent, and (2) each group  $g_i$  has a high ratio of defects.

Our underlying assumption is that a group with a higher defect ratio (i.e., the fraction of defective turns marked by  $f_{defect}$ ) suggests a consistent pattern of system failures and

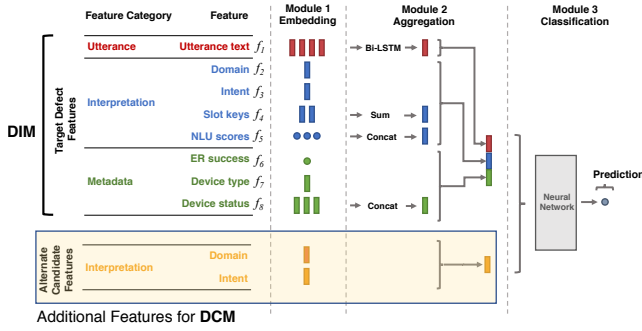


Figure 3: The model architectures for Defect Identification Model (DIM) and Defect Correction Model (DCM). For DIM, the prediction is for defect probability, and for DCM, it is for correction probability (i.e., whether the alternate domain and intent is a good alternate ground-truth label).

thus user dissatisfaction. One naive approach of finding target defects would be creating groups based on the matching of a certain combination of signals available in NLU. For example, suppose we create the groups by aggregating on the following signals: domain, intent, and slots, then a group can hold all turns for which domain is *Music*, intent is *Play Music*, and slot is *Artist* with the identified value *Taylor Swift*. Then, we can compute the defect ratio for each group and select all turns in the groups whose defect ratio is greater than a pre-defined threshold as our target defects. While simple, this approach suffers from signal selection difficulty and poor generalizability due to synonyms, ASR errors, and so on. Hence we describe a modeling approach.

#### 4.1 A DL-based Model

Our goal is to build a model to estimate the target defect probability. We note that we can actually use the exact same model architecture for an underlying individual model within NLU that we wish to improve. For instance, if we wish to improve NLU by improving a ranker at the end, we can keep the existing model architecture as is (especially the model features) and just change the output layer for a binary defect prediction. The intuition is that a subset of defects that the existing model can accurately predict as defects can be targeted and corrected if given revised supervision because the model already has enough capacity to learn them. While we note this approach, we focus our description on building a new model for identifying target defects using signals most likely available in an NLU component.

Figure 3 shows a possible model architecture. Given a turn  $t_i = (u_i, p_i, m_i, a_i) \in \mathcal{D}_{live}$  as input, we first generate features based on the utterance text  $u_i$ , predicted semantic interpretation  $p_i$ , and metadata  $c_i$  that is currently used within NLU. Here, we do not use any features from the response  $a_i$  because they are not available during the NLU training time. All generated features fall into three types: sequential (e.g.,  $f_1$  and  $f_4$ ), categorical (e.g.,  $f_2$ ,  $f_3$ ,  $f_7$ , and  $f_8$ ) and numerical (e.g.,  $f_5$  and  $f_6$ ).

As shown in Figure 3, the model architecture consists of three main modules: *embedding*, *aggregation*, and *classification*. Given each feature  $f_j$  extracted from  $t_i$ , the embed-

---

#### Algorithm 1 A search-based algorithm for DIM threshold.

---

```

procedure THRESHSEARCH( $f_{dim}, \mathcal{D}_{valid}, \lambda, \epsilon$ )
  low, up  $\leftarrow$  0, 1
  while |low-up| >  $\epsilon$  do
     $\tau \leftarrow$  (low + up) / 2
     $\mathcal{P}_{valid} \leftarrow \{t_i \mid f_{dim}(t_i) > \tau, \forall t_i \in \mathcal{D}_{valid}\}$ 
     $\alpha \leftarrow$  PREDICTIONACCURACY( $\mathcal{P}_{valid}$ )
    if  $\alpha < \lambda$  then
      low  $\leftarrow$   $\tau$ 
    else
      up  $\leftarrow$   $\tau$ 
  return  $\tau$ 

```

---

ding module  $H_{emb}$  converts  $f_j$  into a numerical format. For each sequential or categorical feature  $f_j$ , denote  $\mathbf{w}_{f_j, t_i}$  as the value of  $f_j$  with  $m$  tokens (where  $m=1$  for categorical), we generate  $\mathbf{v}_{f_j, t_i} = H_{emb}(\mathbf{w}_{f_j, t_i}) \in \mathbb{R}^{m \times d_{f_j}}$  with each token converted into the  $d_{f_j}$ -dimensional word embedding. For each numerical feature, we have  $\mathbf{v}_{f_j, t_i} = \mathbf{w}_{f_j, t_i}$  as each feature is already represented by numeric values.

Once we have the embeddings, the aggregation module  $H_{agg}$  then converts  $\mathbf{v}_{f_j, t_i}$  of each feature  $f_j$  to an aggregation vector  $\mathbf{u}_{f_j, t_i}$  that summarizes the information of  $\mathbf{v}_{f_j, t_i}$ . Based on the feature type,  $H_{agg}$  applies different aggregation operations as shown in Figure 3. For example, we apply a Bi-LSTM (Schuster and Paliwal 1997) to the utterance text embeddings  $\mathbf{v}_{f_1, t_i}$  to capture the context information.

Finally, the classification module  $H_{cls}$  takes as input all aggregation vectors to make a prediction whether  $t_i$  is a target defect or not. Specifically, we first concatenate all aggregation vectors to get a summarization vector  $\mathbf{u}_{t_i} = \bigoplus_{f_j} \mathbf{u}_{f_j, t_i}$ . Then, a two-layer highway network (Srivastava, Greff, and Schmidhuber 2015) is applied to  $\mathbf{u}_{t_i}$  to make a binary prediction.

#### 4.2 Surrogate Training for DIM

To train DIM, ideally there should be a manually annotated training set with each turn marked as a target defect or not (a systematic and repeated failure that is real and that can be corrected by NLU), which is expensive and impractical. From Definition 2, target defects are from those groups with a high defect ratio, and many defects are already detected by the automatic user dissatisfaction analysis tool  $f_{defect}$ . We use the results of  $f_{defect}$  as the ground-truth to do a surrogate training of DIM. First, we split  $\mathcal{D}_{live}$  into the training set  $\mathcal{D}_{train}$  and the validation set  $\mathcal{D}_{valid}$  (which will be used later in model inference), with a ratio of 9:1. Next, we train  $f_{dim}$  on  $\mathcal{D}_{train}$  with a surrogate goal of predicting defect labels given by  $f_{defect}$ . Different from the classification module  $H_{cls}$  described above, here we change the prediction goal of  $H_{cls}$  that given a turn  $t_i \in \mathcal{D}_{train}$ , we use  $H_{cls}$  to predict whether  $t_i$  is a defect (not target defect). The model is trained using binary cross-entropy loss.

#### 4.3 Model Inference

The model is trained on a surrogate goal which predicts whether a given turn is a defect per  $f_{defect}$ , and ultimately

we need to extract target defects out of  $\mathcal{D}_{live}$ . Based on Definition 2, we perform the following inference procedure to generate target defects.

First, for each turn  $t_i \in \mathcal{D}_{live}$ , we pass it to  $f_{dim}$  to get the confidence score  $o_i = f_{dim}(t_i)$  of being a defect. Then, we generate the target defect set  $\mathcal{D}_{target} = \{t_i \mid o_i > \tau\}$ , i.e., we collect all turns satisfying the defect prediction confidence being greater than a threshold  $\tau$ .

In order to select a value for  $\tau$ , we perform a search-based algorithm on the validation set  $\mathcal{D}_{valid}$  as shown in Algorithm 1. The algorithm takes as input the trained model  $f_{dim}$ , the validation set  $\mathcal{D}_{valid}$ , as well as two parameters  $\lambda$  and  $\epsilon$ . To select  $\tau$ , we perform a binary search in the range of  $[0, 1]$ . For each selected value for  $\tau$ , we first calculate the prediction set  $\mathcal{P}_{valid}$  with all turns having a confidence score (of being a defect) larger than  $\tau$ . Then we measure the prediction accuracy  $\alpha$  of  $\mathcal{P}_{valid}$ , i.e., for all turns in  $\mathcal{P}_{valid}$  predicted as defects, the percentage of turns that are real defects marked by the defect analysis  $f_{defect}$ . If  $\alpha < \lambda$  ( $= 90\%$ ), we increase the value for  $\tau$ , otherwise decrease the value. We repeat this procedure until the algorithm converges, i.e., the difference of  $\tau$  values in two consecutive loop rounds is less than  $\epsilon$  ( $= 1e-2$ ). This procedure generates all turns with high prediction accuracy of being defects, which empirically estimates the scenario that if we group those selected turns based on the same semantic meaning, each group would have a high defect ratio.

## 5 Defect Correction Model (DCM)

In this section, we describe DCM in more detail. After identifying all target defects  $\mathcal{D}_{target}$ , for each turn  $t_i \in \mathcal{D}_{target}$  with a predicted interpretation  $p_i$ , we need to curate  $t_i$  by finding an alternative  $p'_i \in P_i^k$  where  $P_i^k \subseteq \Pi$  are the  $k$ -best interpretation predictions for  $t_i$ . A naive solution for addressing the defects simply works with human annotations. Given  $t_i$  and  $P_i^k$ , we can manually examine each candidate in  $P_i^k$  and choose the correct one that would fix the defective experience. Since this is costly, we leverage rephrase information from the logged data to automatically assign a corrected semantic interpretation as the new ground-truth label. Before describing the approach further, we first define how we can use user rephrasing behavior for producing likely better or corrected interpretation labels.

**Definition 3 (Rephrases for Corrections)** *Given a pair of turns  $t_i$  and  $t_j$ , if (a) the utterance of  $t_j$  rephrases the utterance of  $t_i$  in the same session, and (b)  $t_j$  is non-defective, then the semantic interpretation of  $t_j$  is also the correct interpretation for  $t_i$ .*

This assumption is a natural extension of what a rephrase means and is also empirically found to be useful from the live user behavior data, with a clear logic behind it: If two utterances are rephrases, they refer to the same real-world request to the conversational AI system and hence are semantically equivalent, and consequently the semantic interpretation produced from NLU should also be the same. With this assumption, ideally we can assign a new ground-truth semantic interpretation label for each target defect  $t_i$  using the interpretation  $p_j$  of its non-defective rephrase  $t_j$  in the

same dialog session. Unfortunately, in practice, not all target defects have rephrases in real traffic, and we describe a model-based approach as follows.

**Model Architecture** We design another neural model with a possible architecture shown in Figure 3. The model extends DIM (see Section 4), where given the features of a target defect  $t_i \in \mathcal{D}_{target}$  and an interpretation candidate  $p_j$ , it scores how likely  $p_j$  can be the semantic interpretation for  $t_i$ . For  $t_i$  we use the same feature set as we select for DIM described in Section 4. For  $p_j$  we can generate other features based on domain, intent, and slots. Similar to DIM, the model consists of three main modules: embedding, aggregation, and classification. As each module operates in a way similar to the corresponding one in DIM, we omit the detail.

To train DCM, as it is unrealistic to manually create the training data with human annotations, we again resort to a surrogate training by leveraging user rephrase behavior as implicit feedback.

### 5.1 Surrogate Training for DCM

The surrogate training relies on the assumption of using rephrases for assigning a new interpretation label (see Definition 3) and focuses on automatic training data generation to obviate human annotations. First, we examine all turns in  $\mathcal{D}_{live}$  and generate the high value set  $\mathcal{D}_h \subseteq \mathcal{T} \times \mathcal{T}$  that will be used for training data generation. Each item  $(t_i, r_i) \in \mathcal{D}_h$  is a pair of turns satisfying (a)  $t_i \in \mathcal{D}_{live}$  is a defect and (b)  $r_i \in \mathcal{D}_{live}$  is a non-defective rephrase of  $t_i$  in the same session. Next, we generate the training data  $\mathcal{D}_{train}$  based on  $\mathcal{D}_h$ . Each instance  $(t_i, p_j, c) \in \mathcal{D}_{train}$  is a triplet with  $t_i$  a defect,  $p_j$  an interpretation candidate, and a label  $c$  indicating whether  $p_j$  is a proper interpretation for  $t_i$ . Finally, the DCM model is trained on the automatically generated dataset  $\mathcal{D}_{train}$ .

**Data Generation** We generate the training data  $\mathcal{D}_{train}$  using the high value set  $\mathcal{D}_h$ . Specifically, for each pair  $(t_i, r_i) \in \mathcal{D}_h$  we generate  $k$  training instances as follows. First, we get the  $k$ -best interpretations  $P_{r_i}^k$  of  $r_i$ . Then, we pair  $t_i$  with each candidate  $p_j \in P_{r_i}^k$  to get a list of tuples  $(t_i, p_1), (t_i, p_2), \dots, (t_i, p_k)$ . Next, we expand each tuple  $(t_i, p_j)$  by assigning a label  $c$  indicating whether  $p_j$  can be a proper interpretation for  $t_i$ . Denote  $p^* \in P_{r_i}^k$  be the correct interpretation for  $r_i$ , then we generate one positive instance  $(t_i, p^*, c = 1)$ , and  $k - 1$  negative instances  $\{(t_i, p_j, c = 0) \mid p_j \in P_{r_i}^k \wedge p_j \neq p^*\}$ . We repeat the procedure for every pair  $(t_i, r_i) \in \mathcal{D}_h$  and add all generated training instances to  $\mathcal{D}_{train}$ .

Only using the  $k$ -best interpretations from  $r_i$  to generate  $\mathcal{D}_{train}$  may not be sufficient, as in practice the value  $k$  is small hence many interpretations observed in real traffic does not appear in the training data. To make the model generalize better, we augment the training data by injecting random noise. For each pair  $(t_i, r_i) \in \mathcal{D}_h$ , in addition to the  $k - 1$  generated negative instances, we randomly draw  $q$  interpretations  $P_{noise}^q = \{p_1^n, p_2^n, \dots, p_q^n\} \subseteq \Pi$  that are not in  $P_{r_i}^k$ , then we generate  $q$  new negative instances  $\{(t_i, p_j^n, c = 0) \mid p_j^n \in P_{noise}^q\}$ .

	Domain	Total	Win	Loss	Tie	Others	$\Delta_1$	$\Delta_2$ (%)
	Overall*	2,000	367	196	1,412	25	171	8.5
1	Knowledge*	200	77	25	98	0	52	26.0
2	ToDos*	200	82	36	73	9	46	23.0
3	Video*	200	59	39	100	2	20	10.0
4	Help*	200	42	22	134	2	20	10.0
5	Books*	200	34	19	146	1	15	7.5
6	Phatic	200	29	22	149	0	7	3.5
7	Global	200	8	4	187	1	4	2.0
8	SmartHome	200	14	10	172	4	4	2.0
9	Shopping	200	9	7	183	1	2	1.0
10	Music	200	13	12	170	5	1	0.5

Table 1: Overall shadow win-loss evaluation results across 10 domains, comparing the top interpretation prediction between the baseline NLU and the updated NLU improved with our framework. A win means that the updated NLU produced a better top interpretation than the baseline (\* denotes statistical significance at  $p < .05$ ).

## 6 Experiment Results and Discussion

In this section, we first show the performance comparison between the baseline NLU deployed in production and an updated NLU improved from the baseline with the supervision data curated using our framework across 10 domains. Then, we show in-depth analysis of DIM and DCM as part of our framework.

### 6.1 Experiment Methodology

**Dataset and Experiment Settings:** Given a baseline NLU in production,  $m_{base}$ , which produces a ranked list of interpretations with each interpretation comprising domain-intent-slots tuple, we inject a re-ranking subtask at the very last layer of the NLU workflow to build an improved NLU,  $m_{new}$ . We call the subtask re-ranking because it takes in an already ranked list (i.e., the output of  $m_{base}$ ) and makes a final adjustment. We leverage the new supervision data obtained through our framework to train the re-ranking model for improving the overall NLU performance. Figure 4 shows the model architecture of the re-ranker, which is a simple extension of the DIM architecture, and it learns from the new supervision data when to top-rank a better interpretation that is not at the top of the list (trained with sigmoid activation functions at the output layer and binary cross-entropy loss). We note here that the specific model architecture is not as important as the new supervision data obtained through our framework that is the key for bringing NLU improvements.

This experiment setup is appealing in that it is straightforward and simple, especially in the production setting. First, NLU consists of many domain-specific models that are spread out to multiple teams, making it difficult to coordinate leveraging the new supervision data for improvement across multiple domains. Second, working with the final re-ranking model allows us to improve NLU performance domain-agnostically without needing to know the implementation details of each domain. Third, it is easier to control the influence of the new supervision data since we need to manage only one re-ranking component.

Given sampled one week of logged production traffic data  $\mathcal{D}_{week1}$ , which have been analyzed by  $f_{defect}$  and  $f_{rephrase}$ ,

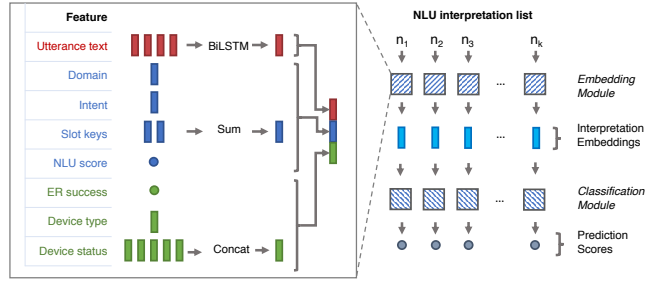


Figure 4: The model architecture for the re-ranker, which is a subtask we put at the last layer of the NLU to produce a better ranked list of interpretations.

we first train DIM according to Section 4.2. Then, we extract all high-value rephrase pairs (a defective turn and non-defective rephrase in the same session) from  $\mathcal{D}_{week1}$  to train DCM according to Section 5.1. Finally, to train the re-ranker, we randomly sample 10.0MM instances  $\mathcal{D}_s \subseteq \mathcal{D}_{week1}$ , out of which 1.6MM are defects identified by  $f_{defect}$ . We apply the trained DIM to the 1.6MM defects  $\mathcal{F}_{def}$  that filters them down to 480.8K target defects  $\mathcal{F}_{dim}$ . Then, all target defects  $\mathcal{F}_{dim}$  are assigned a new ground-truth interpretation label by the trained DCM, which serve as the new curated supervision for building  $m_{new}$ , while the rest of the non-defective instances keep the top-ranked interpretation as the ground-truth label. In other words, most of the 10.0MM instances in  $\mathcal{D}_s$  are used to replicate the  $m_{base}$  results (a pass-through where the same input ranked list is outputted without any change), except for 480.8K (4.8% of the total training data) that are used to revert the ranking and put a better interpretation at the top.

**Overall Shadow Evaluation:** The overall performance between  $m_{base}$  and  $m_{new}$  was compared on the second week of production traffic  $\mathcal{D}_{week2}$  in a shadow evaluation setting, in which the traffic flowing through  $m_{base}$  was duplicated and simultaneously sent to  $m_{new}$  that is deployed to the same production setting as  $m_{base}$  but without end-user impact. Both  $m_{base}$  and  $m_{new}$  produced the same ranked list of interpretations for 99.4% of the time. We performed win-loss annotations on the deltas (0.6% of the time when  $m_{base}$  and  $m_{new}$  produced different results) with in-house expert annotators who follow an established NLU annotation guideline to evaluate whether  $m_{new}$  produced a better interpretation (i.e., win) on the top compared to  $m_{base}$  or not ( $N = 12$ , agreement = 80.3%, Cohen’s kappa = 0.60). Due to cost, we randomly sampled 200 such requests per domain that produced different results<sup>1</sup>.

**DIM Analysis:** We randomly sampled 100 defects per domain from  $\mathcal{F}_{def}$  and  $\mathcal{F}_{dim}$  respectively and performed error attribution annotations (i.e., ASR error for mis-transcribing “play old town road” to “put hotel road”, NLU error for mis-interpreting “how do I find a good Italian restaurant around here” to Question Answering intent instead of Find

<sup>1</sup>A/B testing results on around 20 intents with 208MM live utterances showed improvement in reducing defect ratio (i.e., the ratio of utterances tagged by  $f_{defect}$ ) end-to-end from 72.9% to 42.2% on the deltas (statistically significant at  $p < .05$ ).

Domain	ASR Error (%)		NLU Error (%)		Bad Response (%)		Others (%)		NLU Error $\Delta$ (%)
	DEF	DIM	DEF	DIM	DEF	DIM	DEF	DIM	
Overall*	29.8	29.1	14.3	39.0	24.8	11.3	31.1	20.6	24.7
SmartHome*	29.0	22.0	0.0	34.0	47.0	13.0	24.0	31.0	34.0
Global*	13.0	36.0	7.0	41.0	20.0	12.0	60.0	11.0	34.0
Books*	41.0	30.0	21.0	52.0	20.0	10.0	18.0	8.0	31.0
Knowledge*	36.0	23.0	16.0	45.0	13.0	5.0	35.0	27.0	29.0
Music*	37.0	34.0	6.0	33.0	38.0	20.0	19.0	13.0	27.0
ToDos*	24.0	46.0	16.0	42.0	6.0	3.0	54.0	9.0	26.0
Phatic*	32.0	13.0	3.0	29.0	7.0	15.0	58.0	43.0	26.0
Video*	24.0	16.0	43.0	67.0	22.0	8.0	11.0	9.0	24.0
Shopping	31.0	44.0	11.0	19.0	35.0	7.0	23.0	30.0	8.0
Help	31.0	27.0	20.0	28.0	40.0	20.0	9.0	25.0	8.0

(a)

Domain	Total	Win	Loss	Tie	Others	$\Delta_1$	$\Delta_2$ (%)
Overall*	1,000	399	77	365	159	322	32.2
Video*	100	82	3	12	3	79	79.0
Books*	100	61	0	31	8	61	61.0
Knowledge*	100	56	7	23	14	49	49.0
Music*	100	40	3	48	9	37	37.0
ToDos*	100	41	9	26	24	32	32.0
Phatic*	100	34	12	46	8	22	22.0
Help*	100	41	20	25	14	21	21.0
SmartHome*	100	25	7	56	12	18	18.0
Shopping*	100	10	2	53	35	8	8.0
Global	100	9	14	45	32	-5	-5.0

(b)

Table 2: (a) The analysis of DIM through error attribution annotations between the defects in the production traffic vs. the target defects identified by DIM. (b) The analysis of DCM through win-loss annotations between the top interpretation produced by the baseline NLU and the new interpretation label assigned by DCM. Statistical significance at  $p < .05$  is noted with \*, specifically on the NLU errors in (a).

*Restaurant* intent, *Bad Response* for having a correct interpretation that still failed to deliver a satisfactory response or action, and *Others* for those that the annotators could not determine due to lack of context or additional information;  $N = 12$ , agreement = 71.3%, Cohen’s kappa = 0.63).

**DCM Analysis:** We show analysis of DCM by performing the same win-loss annotations as described in overall shadow evaluation on 100 random samples per domain, specifically on the curated supervision data  $\mathcal{F}_{dim}$  with new ground-truth assigned by DCM.

**Training Setup:** All models were implemented in PyTorch (Paszke et al. 2019) and trained and evaluated on AWS p3.8xlarge instances with Intel Xeon E5-2686 CPUs, 244 GB memory, and 4 NVIDIA Tesla V100 GPUs. We used Adam (Kingma and Ba 2014) as the optimization algorithm. All models (i.e., DIM, DCM, and NLU re-ranker) were trained for 10 epochs with a 4096 batch size.

## 6.2 Results and Discussions

**Overall Shadow Evaluation:** Table 1 shows the overall shadow evaluation results, making NLU-level comparison between  $m_{base}$  and  $m_{new}$ . The column *Total* shows the number of requests annotated per domain. The columns *Win*, *Loss*, and *Tie* show the number of requests where  $m_{new}$  produced better, worse, and comparable NLU interpretations than  $m_{base}$  respectively. The column *Others* shows the number of requests where the annotators could not make the decision due to lack of context. The column  $\Delta_1$  shows the difference in the number of win and loss cases, and  $\Delta_2$  shows the relative improvement (i.e.,  $\Delta_1 / Total$  in percentage). First, we note that  $m_{new}$  overall produced a better NLU interpretation on 367 cases while making 196 losses, resulting in 171 absolute gains or 8.5% relative improvement over  $m_{base}$ . This indicates that applying our framework can bring a net overall improvement to existing NLU. Second, analyzing per-domain results shows that  $m_{new}$  outperforms  $m_{base}$  (7.5-26.0% relative improvements) on 5 domains (rows 1-5), while making marginal improvements (0.5-3.5% improvements) on the other 5 domains (rows 6-10).

**Analysis on DIM:** Table 2.(a) summarizes the results of error attribution annotations between the defects in the production traffic (denoted as *DEF*) and target defects identified by DIM (denoted as *DIM*). The results show that the target defects identified by DIM help us focus more on the defects that are caused by ASR or NLU (the ones that can be targeted and potentially fixed, specifically *NLU Error* which is at 39.0% of total for *DIM* compared to 14.3% for *DEF*) and filter out others (*Bad Responses* and *Others*). Per-domain results show that the target defects identified by DIM consistently have a higher NLU error ratio than that of original defects for all domains.

**Analysis on DCM:** Table 2.(b) summarizes the win-loss annotation results on the new supervision data that take target defects from DIM and assign new interpretation label for correction with DCM. The results show that overall DCM correctly assigns a better, corrected NLU interpretation on 399 cases and fails on 77 cases, resulting in 322 absolute gains or 32.2% relative improvement. Per-domain results show that DCM consistently assigns a comparable or better interpretation on the target defects on almost all domains with a large margin (i.e., with 8.0%-79.0% relative improvements on 9 domains).

## 7 Conclusion

In this paper, we proposed a domain-agnostic and scalable framework for leveraging implicit user feedback, particularly user dissatisfaction and rephrase behavior, to automatically curate high-quality supervision data to continuously improve NLU in a large-scale conversational AI or digital assistant system. We showed with an extensive set of experiments on live traffic how the framework can be applied to improve NLU and analyzed its performance across 10 popular domains by traffic volume on a real production system. We further showed component-level analysis of our framework for more in-depth validation of its performance.

## References

- Bi, K.; Teo, C. H.; Dattatreya, Y.; Mohan, V.; and Croft, W. B. 2019. Leverage implicit feedback for context-aware product search. *arXiv preprint arXiv:1909.02065* .
- Dos Santos, C.; Barbosa, L.; Bogdanova, D.; and Zadrozny, B. 2015. Learning hybrid representations to retrieve semantically equivalent questions. In *Proceedings of the 53rd Annual Meeting of the Association for Computational Linguistics and the 7th International Joint Conference on Natural Language Processing (Volume 2: Short Papers)*, 694–699.
- El-Kahky, A.; Liu, X.; Sarikaya, R.; Tur, G.; Hakkani-Tur, D.; and Heck, L. 2014. Extending domain coverage of language understanding systems via intent transfer between domains using knowledge graphs and search query click logs. In *2014 IEEE International Conference on Acoustics, Speech and Signal Processing (ICASSP)*, 4067–4071. IEEE.
- Gao, J.; Galley, M.; and Li, L. 2018. Neural approaches to conversational ai. In *The 41st International ACM SIGIR Conference on Research & Development in Information Retrieval*, 1371–1374.
- Hakkani-Tür, D.; Tür, G.; Celikyilmaz, A.; Chen, Y.-N.; Gao, J.; Deng, L.; and Wang, Y.-Y. 2016. Multi-domain joint semantic frame parsing using bi-directional rnn-lstm. In *Interspeech*, 715–719.
- He, R.; and McAuley, J. 2016. VBPR: visual bayesian personalized ranking from implicit feedback. In *Thirtieth AAAI Conference on Artificial Intelligence*.
- He, X.; Zhang, H.; Kan, M.-Y.; and Chua, T.-S. 2016. Fast matrix factorization for online recommendation with implicit feedback. In *Proceedings of the 39th International ACM SIGIR conference on Research and Development in Information Retrieval*, 549–558.
- Hu, Y.; Koren, Y.; and Volinsky, C. 2008. Collaborative filtering for implicit feedback datasets. In *2008 Eighth IEEE International Conference on Data Mining*, 263–272. Ieee.
- Iyer, S.; Konstas, I.; Cheung, A.; Krishnamurthy, J.; and Zettlemoyer, L. 2017. Learning a neural semantic parser from user feedback. *arXiv preprint arXiv:1704.08760* .
- Joachims, T. 2002. Optimizing search engines using click-through data. In *Proceedings of the eighth ACM SIGKDD international conference on Knowledge discovery and data mining*, 133–142. ACM.
- Kepuska, V.; and Bohouta, G. 2018. Next-generation of virtual personal assistants (microsoft cortana, apple siri, amazon alexa and google home). In *2018 IEEE 8th Annual Computing and Communication Workshop and Conference (CCWC)*, 99–103. IEEE.
- Kingma, D. P.; and Ba, J. 2014. Adam: A method for stochastic optimization. *arXiv preprint arXiv:1412.6980* .
- Liu, B.; and Lane, I. 2016. Attention-based recurrent neural network models for joint intent detection and slot filling. *arXiv preprint arXiv:1609.01454* .
- Liu, J.; Dolan, P.; and Pedersen, E. R. 2010. Personalized news recommendation based on click behavior. In *Proceedings of the 15th international conference on Intelligent user interfaces*, 31–40. ACM.
- Loni, B.; Larson, M.; and Hanjalic, A. 2018. Factorization machines for data with implicit feedback. *arXiv preprint arXiv:1812.08254* .
- Muralidharan, D.; Kao, J.; Yang, X.; Li, L.; Viswanathan, L.; Ibrahim, M. S.; Luikens, K.; Pulman, S.; Garg, A.; Kothari, A.; et al. 2019. Leveraging User Engagement Signals For Entity Labeling in a Virtual Assistant. *arXiv preprint arXiv:1909.09143* .
- Paszke, A.; Gross, S.; Massa, F.; Lerer, A.; Bradbury, J.; Chanan, G.; Killeen, T.; Lin, Z.; Gimelshein, N.; Antiga, L.; et al. 2019. PyTorch: An imperative style, high-performance deep learning library. In *Advances in Neural Information Processing Systems*, 8024–8035.
- Petrushkov, P.; Khadivi, S.; and Matusov, E. 2018. Learning from chunk-based feedback in neural machine translation. *arXiv preprint arXiv:1806.07169* .
- Ponnusamy, P.; Ghias, A. R.; Guo, C.; and Sarikaya, R. 2019. Feedback-Based Self-Learning in Large-Scale Conversational AI Agents. *arXiv preprint arXiv:1911.02557* .
- Rendle, S.; Freudenthaler, C.; Gantner, Z.; and Schmidt-Thieme, L. 2012. BPR: Bayesian personalized ranking from implicit feedback. *arXiv preprint arXiv:1205.2618* .
- Sarikaya, R. 2017. The technology behind personal digital assistants: An overview of the system architecture and key components. *IEEE Signal Processing Magazine* 34(1): 67–81.
- Schuster, M.; and Paliwal, K. K. 1997. Bidirectional recurrent neural networks. *IEEE transactions on Signal Processing* 45(11): 2673–2681.
- Shen, X.; Tan, B.; and Zhai, C. 2005. Context-sensitive information retrieval using implicit feedback. In *Proceedings of the 28th annual international ACM SIGIR conference on Research and development in information retrieval*, 43–50.
- Srivastava, R. K.; Greff, K.; and Schmidhuber, J. 2015. Highway Networks. *CoRR* abs/1505.00387.
- Su, C.; Gupta, R.; Ananthakrishnan, S.; and Matsoukas, S. 2018. A re-ranker scheme for integrating large scale nlu models. In *2018 IEEE Spoken Language Technology Workshop (SLT)*, 670–676. IEEE.
- Sugiyama, K.; Hatano, K.; and Yoshikawa, M. 2004. Adaptive web search based on user profile constructed without any effort from users. In *Proceedings of the 13th international conference on World Wide Web*, 675–684. ACM.
- Tomar, G. S.; Duque, T.; Täckström, O.; Uszkoreit, J.; and Das, D. 2017. Neural Paraphrase Identification of Questions with Noisy Pretraining. *EMNLP 2017* 142.
- Wang, H.; Shao, N.; and Lian, D. 2019. Adversarial Binary Collaborative Filtering for Implicit Feedback. In *Proceedings of the AAAI Conference on Artificial Intelligence*, volume 33, 5248–5255.



Wang, Z.; Hamza, W.; and Florian, R. 2017. Bilateral multi-perspective matching for natural language sentences. In *Proceedings of the 26th International Joint Conference on Artificial Intelligence*, 4144–4150.

Zhang, W.-N.; Li, L.; Cao, D.; and Liu, T. 2018. Exploring implicit feedback for open domain conversation generation. In *Thirty-Second AAAI Conference on Artificial Intelligence*.