

# Towards Fair Knowledge Transfer for Imbalanced Domain Adaptation

Taotao Jing,<sup>1</sup> Bingrong Xu,<sup>2</sup> Jingjing Li,<sup>3</sup> Zhengming Ding<sup>1</sup>

<sup>1</sup> Indiana University-Purdue University Indianapolis

<sup>2</sup> Huazhong University of Science and Technology

<sup>3</sup> University of Electronic Science and Technology of China

jingt@iu.edu, bingrongxu@hust.edu.cn, lijn117@yeah.net, zd2@iu.edu

## Abstract

Domain adaptation (DA) becomes an up-and-coming technique to address the insufficient or no annotation issue by exploiting external source knowledge. Existing DA algorithms mainly focus on practical knowledge transfer through domain alignment. Unfortunately, they ignore the fairness issue when the auxiliary source is extremely imbalanced across different categories, which results in severe under-presented knowledge adaptation of minority source set. To this end, we propose a Towards Fair Knowledge Transfer (TFKT) framework to handle the fairness challenge in imbalanced cross-domain learning. Specifically, a novel cross-domain mixup generation is exploited to augment the minority source set with target information to enhance fairness. Moreover, dual distinct classifiers and cross-domain prototype alignment are developed to seek a more robust classifier boundary and mitigate the domain shift. Such three strategies are formulated into a unified framework to address the fairness issue and domain shift challenge. Extensive experiments over two popular benchmarks have verified the effectiveness of our proposed model by comparing to existing state-of-the-art DA models, and especially our model significantly improves over 20% on two benchmarks in terms of the overall accuracy.

## Introduction

Massive amounts of well-annotated training data contribute to a great deal to the development of deep neural networks (DNNs) and the significant performance improvement on image recognition tasks (Krizhevsky, Sutskever, and Hinton 2012; Simonyan and Zisserman 2014; Yan et al. 2016; Wang et al. 2019). Unfortunately, the soaring cost of collecting and annotating samples makes it difficult to gather sufficient data to train effective DNNs in some real applications. Domain Adaptation (DA) casts a light on the problem by borrowing well-annotated knowledge from another labeled but different distribution domain (Saito et al. 2018; Roy et al. 2019; Pan et al. 2019; Jing, Xia, and Ding 2020).

Domain adaptation aims to mitigate the distribution difference across different domains and obtain a model designed on the well-labeled source domain but applicable to the unlabeled target domain. Existing domain adaptation efforts consist of two categories, minimizing distribution discrepancy

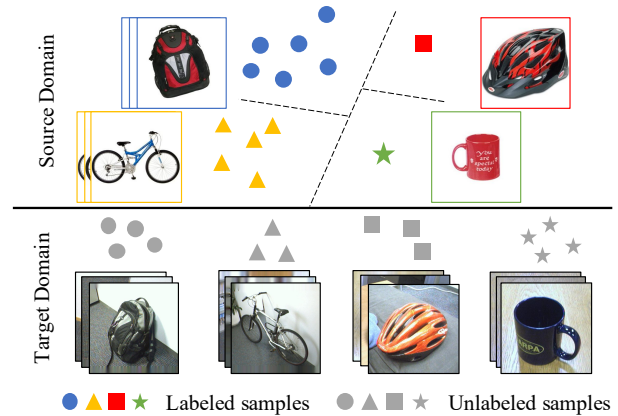


Figure 1: Illustration of the imbalanced domain adaptation task. The colored shapes denote labeled but extremely imbalanced source domain data, in which some categories only contain few samples, e.g., one-shot. The gray shapes are unlabeled target domain data.

and adversarial training mechanism. The first one, minimizing the distribution discrepancy, seeks domain invariant representation, where Maximum Mean Discrepancy (MMD) is one of the crucial members (Borgwardt et al. 2006; Gretton et al. 2007; Jing, Shao, and Ding 2020). The other group of methods, adversarial training mechanism, performs an adversarial optimization strategy to train a domain discriminator while optimizing a feature generator to map both source and target domain data into a shared latent space (Long et al. 2018). Besides aligning the source and target domain-level distribution shifts, some works reveal the task-specific decision boundaries to explore the potential of class-wise adaptation (Long et al. 2018; Saito et al. 2018). However, current domain adaptation efforts all assume an ideal situation that the annotated source domain data are sufficient and balanced distributed across all categories, which is hard to guarantee. The long-tail distribution is a more realistic and practical situation in data collection.

To solve the distribution imbalance challenges, some researchers focus on the Imbalanced Domain Adaptation task, where they seek to mitigate the distraction of the imbalance by assigning an importance weight to each sample (Ghifary et al. 2016; Zhang et al. 2018; Lee et al. 2019; Zhang et al. 2019; Jing and Ding 2020). However, those works do not

consider extreme cases like some source domain classes have awfully limited labeled data for training. Under these extreme situation, the ability to maintain the performance on specific categories with limited training data is crucial and challenging, leading to transfer fairness problems (Schumann et al. 2019). Conventional domain adaptation methods ignore those classes lacking sufficient training data resulting in overfitting on many-shot categories and unreliable on the few-shot classes.

In this paper, we consider the fairness in domain adaptation under the extreme condition when the available source domain is extremely imbalanced, i.e., some source domain categories only contain few labeled samples for training. Consequently, we propose a novel Towards Fair Knowledge Transfer (TFKT) framework to guarantee faithful cross-domain adaptation problems as illustrated in Fig. 1. The contributions of this work are summarized in three folds as follows:

- First of all, we propose a cross-domain generation strategy for the minority source categories set, where the data deficiency of specific source domain categories are focused by synthesizing mix-up samples over the source and target domain data distributions.
- Secondly, we enhance the faithful knowledge transfer by exploring dual-classifier mechanism and cross-domain alignment, to seek a more robust task-specific classification boundary and domain-invariant feature representation.
- Finally, we extensively evaluate our proposed model under various challenging but realistic settings and compare the performance with state-of-the-art domain adaptation methods. The superior results, even in the extreme situation with only one labeled source sample available for some classes, emphasize the effectiveness of our model.

## Related Work

In this section, we briefly review the most recent studies of domain adaptation as well as learning strategies handling data distribution imbalance issues.

### Domain Adaptation

A representative solution to address domain adaptation challenges is reducing the domain distribution discrepancy between the source and target domains (Pan and Yang 2009). Minimizing the maximum mean discrepancy (MMD) (Tzeng et al. 2014) is one typical and sufficiently explored application of this strategy, which can also be implemented as multi-kernel MMD with a domain adaptation network (DAN) (Long et al. 2015). However, these efforts only align the source and target domain-wise distribution shift, while Weighted Domain Adaptation Network (WDAN) (Yan et al. 2017) reweighs the source domain each category weights through introducing class-specific auxiliary weights into the original MMD metric. Joint Discriminative Domain Adaptation (JDDA) explores that preserving data discriminative distribution structure is beneficial to domain adaptation performance (Chen et al. 2019). Besides, the Contrastive adaptation network (CAN) (Kang et al. 2019) proposes a new metric to measure the intra-class domain discrepancy and

inter-class domain discrepancy explicitly. Deep transfer network (DTN) (Zhang et al. 2015) accepts pseudo labels on the target domain to achieve the conditional cross-domain alignment. Transferable prototypical networks (TPN) (Pan et al. 2019) exploits prototypical distance to avoid misclassification. Moreover, many works evaluate the marginal and conditional distribution importance for cross-domain alignment (Wang et al. 2020, 2018, 2017).

Recently, adversarial learning attracts attention on domain adaptation due to the ability to explore domain invariant feature space in adversarial training manner. Domain Confusion Network (DCN) (Tzeng et al. 2015) minimizes the discriminate distance across domains. In contrast, Adversarial Discriminative Domain Adaptation (ADDA) (Tzeng et al. 2017) trains source and target feature extractors to produce domain-invariant embeddings against the domain discriminator. Wasserstein Distance Guided Representation Learning (WDGRL) (Shen et al. 2018) uses Wasserstein distance to make the cross-domain distributions closer. Multi-adversarial Domain Adaptation (MADA) (Pei et al. 2018) is based on multiple discriminators to manage the domain adaptation collapse problem. Moreover, image generalization strategy is also accepted to address the domain adaptation challenges (Bousmalis et al. 2017; Choi et al. 2018; Ghifary et al. 2015; Sankaranarayanan et al. 2018).

### Fairness Transfer

Fairness arises in domain adaptation tasks when the training source domain data is distributed extremely imbalanced, instead of adequate samples available for training as standard DA assumption. Lack of sufficient training data from specific categories will mislead the model overfit to those classes with adequate training samples. Some existing efforts manage the distribution imbalance problems by simply re-weighting the domain alignment loss (Ming Harry Hsu et al. 2015; Yan et al. 2017). However, such a straightforward strategy tends to fail in extreme situations when only a few samples are accessible, as the learned models will reflect those undesired biases from the training data distribution. (Beutel et al. 2017) addresses the fairness problems through involving adversarial mechanisms to optimize the fairness metrics, while (Agarwal et al. 2018) focuses on constraining the optimization of fairness objectives. Moreover, (Coston et al. 2019) aims to solve the fairness domain adaptation when attribute labels are not available in the domains, and (Lan and Huan 2017) reveals that transfer learning can boost the accuracy of target tasks at the cost of lowering prediction fairness.

## The Proposed Method

### Preliminaries and Motivation

In this paper, we consider a challenging situation when a well-labeled but extremely-imbalanced source domain set  $\mathcal{D}_s = \{\mathbf{X}_s, \mathbf{Y}_s\} = \{(\mathbf{x}_s^i, \mathbf{y}_s^i)\}_{i=1}^{n_s}$ , and an unlabeled target domain set  $\mathcal{D}_t = \{\mathbf{X}_t\} = \{\mathbf{x}_t^j\}_{j=1}^{n_t}$ , where  $n_s$  and  $n_t$  are the numbers of samples in the source and target domains, respectively. The source set  $\mathcal{D}_s$  consists of two subsets, a majority-set  $\mathcal{D}_s^m$  and a minority-set  $\mathcal{D}_s^f$ , where the minority-set  $\mathcal{D}_s^f$  only contains limited samples per class, while the

majority-set  $\mathcal{D}_s^m$  have sufficient samples available from each category.  $\mathbf{X}_{s/t} \in \mathbb{R}^{n_{s/t} \times d}$  are the source and target samples embedding representations, respectively, output from the convolutional layers, where  $d$  is the embedding dimension. The source and target domains are drawn from different distributions  $\mathbf{P}_s$  and  $\mathbf{P}_t$ , but lie in the same label space. Thus, the number of categories in the source and target domains is the same, i.e.,  $C = C_{s/t}$ . The challenge of such an extremely-imbalanced cross-domain problem is to design a faithful model to fairly recognize unlabeled target samples over extremely imbalanced supervision.

Some source domain categories only contain a few samples for training that will fail the conventional unsupervised domain adaptation solutions, relying on plenty of well-labeled source domain data for supervised training. The extremely imbalanced distribution will distract the optimization direction and mislead the model overfitting to those classes with adequate training data while ignoring the few-shot categories. We address such challenges by synthesizing samples from those few-shot categories to avoid the imbalance issues, then exploring the dual classifier mechanism to align the source and target domain distributions.

## Towards Fair Knowledge Transfer

We first present an overview of our proposed model (Figure 2), where the well-labeled source samples together with the unlabeled target samples are mapped to a shared domain-invariant embedding under the guidance of discriminative cross-domain alignment and source domain supervision objectives. With the help of the cross-domain generation strategy, synthesized samples belonging to the source domain minority-set  $\mathcal{D}_s^f$  are generated and exploited to enhance the fairness of the classification.

**Dual Distinct Classifiers** Recent domain adaptation works reveal that keeping the classification performance on the source domain is crucial to obtain task-specific discriminative features from the generator and for the cross-domain knowledge transfer (Zhang et al. 2019; Saito et al. 2018; Lee et al. 2019). Specifically, raw images from source and target domains are mapped to embedding representations after the convolutional layers, then the embedding representations are input to the generator  $G$  to a latent space and get the domain-invariant features  $\mathbf{z}_{s/t} = G(\mathbf{x}_{s/t})$ , which is input to the dual classifiers  $C_N$  and  $C_P$ . The dual distinct classifiers consist of  $C_N$ , a multi-layer perceptron classifier, and  $C_P$ , a prototype classifier. The probability prediction of  $C_N$  and  $C_P$  for each target sample  $\mathbf{z}_t$  belonging to class  $c$  are calculated as:

$$\begin{aligned} \hat{y}_N^{t,c} &= \frac{e^{\psi(\mathbf{z}_t, \mathbf{w}_c, b_c)}}{\sum_{j=1}^C e^{\psi(\mathbf{z}_t, \mathbf{w}_j, b_j)}}, \\ \hat{y}_P^{t,c} &= \frac{e^{\phi(\mathbf{z}_t, \mu_s^c)}}{\sum_{j=1}^C e^{\phi(\mathbf{z}_t, \mu_s^j)}}, \end{aligned} \quad (1)$$

in which  $\phi(\cdot, \cdot)$  is defined to measure the similarity between the target sample to each task-specific prototype, while  $\psi(\mathbf{z}_t, \mathbf{w}_c, b_c) = \mathbf{w}_c^T \mathbf{z}_t + b_c$ ,  $\mathbf{w}_c$  and  $b_c$  are the last layer weights and biases of  $C_N$  respectively, and  $\mu_s^c$  is the source

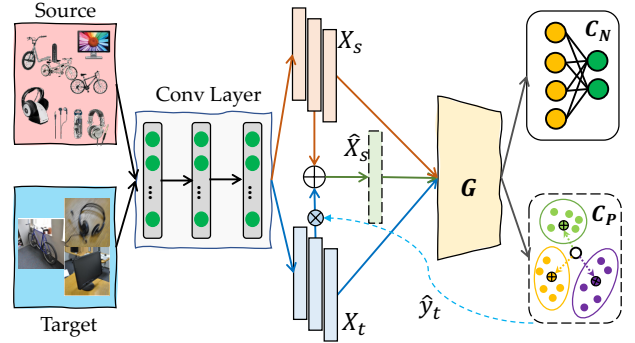


Figure 2: Overview of our proposed framework. Raw images are input to deep convolutional layers to get embedding representations, which are mapped into domain invariant space through feature generator  $G$ . The dual-classifier consists of multi-layer perceptron  $C_N$  and prototypical classifier  $C_P$ .

domain prototype of class  $c$ ,  $\mu^c = \frac{1}{n_s^c} \sum_{i=1}^{n_s^c} \mathbf{z}_s^{i,c}$ . Since  $C_P$  has no trainable parameters, so we only apply supervision optimization to learn the generator  $G$  and classifier  $C_N$  by minimizing the cross-entropy loss, which is defined as:

$$\mathcal{M}_s = -\frac{1}{\tilde{n}_s} \sum_{i=1}^{\tilde{n}_s} \sum_{c=1}^C \mathbf{1}_{[c=y_s^i]} \log \hat{y}_{N,s}^{i,c}, \quad (2)$$

where  $\tilde{n}_s = n_s + \hat{n}_s$  and  $\hat{n}_s$  is the number of generated synthesized samples. The generated source domain samples are highly correlated to corresponding class prototypes, so taking both the real and synthesized samples into account can further eliminate the model overfitting to the majority-set.

**Cross-Domain Generation for Minority Source Set** Synthesized data augmentation is a sufficiently explored solution to manage the lack of training data. Recent works reveal that the features deep in a network are usually linearized, and various directions in the feature space correspond to some specific semantic translations (Upchurch et al. 2017). Such intriguing observation motivates the thoughts that translating one sample along specific feature direction resulting in new synthesized data with different semantics but still lying in the same class. Moreover, Xu et al. notice that in DA tasks, only samples from source and target domain alone are not sufficient to ensure domain-invariance at most part of latent space (Xu et al. 2019), which inspires us to generate synthesized data involving cross-domain information to fulfill the gap between source and target domain, as well as guarantee domain-invariance in a more continuous latent space.

However, due to the distribution mismatch across domains, directly translate the information across domains is vulnerable to negative transfer. In order to implement a moderate augmentation strategy without severely misleading, we seek to generate synthesized samples close to each task-specific prototype. Specifically, each target sample is assigned a probability prediction for each category, which can be treated as the similarity between the target sample to each class conditional distribution. So we select the target samples with the highest probabilities belonging to specific category  $c$ , concatenating with corresponding source prototype  $\mu_s^c$ , to

Method	DAN			MCD			SWD			SymNets			Ours		
	$A_f$	$A_m$	$A_o$	$A_f$	$A_m$	$A_o$	$A_f$	$A_m$	$A_o$	$A_f$	$A_m$	$A_o$	$A_f$	$A_m$	$A_o$
Ar→Cl	22.1	<b>57.1</b>	43.6	14.5	32.7	25.7	15.3	47.3	35.0	13.9	39.6	30.3	<b>49.8</b>	53.2	<b>51.9</b>
Ar→Pr	30.5	71.7	55.1	26.6	49.9	40.5	20.1	67.1	48.2	36.5	64.4	55.4	<b>73.1</b>	<b>74.4</b>	<b>73.9</b>
Ar→Rw	42.0	77.5	62.7	35.1	51.3	44.6	30.9	70.8	54.2	40.8	71.8	58.2	<b>74.3</b>	<b>77.7</b>	<b>76.3</b>
Cl→Ar	15.7	<b>60.6</b>	40.4	17.8	28.3	23.6	11.8	46.2	30.8	9.60	58.7	37.2	<b>54.6</b>	56.2	<b>55.5</b>
Cl→Pr	25.7	72.0	52.7	6.50	67.0	42.7	2.20	38.5	23.9	12.3	67.1	46.6	<b>63.8</b>	<b>72.7</b>	<b>69.4</b>
Cl→Rw	18.4	<b>73.2</b>	51.1	15.2	12.8	13.8	4.10	34.3	21.7	20.4	66.1	48.4	<b>69.5</b>	72.7	<b>71.4</b>
Pr→Ar	22.0	57.0	41.3	27.4	14.0	20.0	28.2	39.0	34.2	18.1	51.0	37.8	<b>60.1</b>	<b>60.7</b>	<b>60.4</b>
Pr→Cl	20.2	<b>52.3</b>	40.0	4.50	35.1	23.4	3.90	36.5	17.8	7.30	40.9	26.5	<b>45.0</b>	49.8	<b>48.0</b>
Pr→Rw	42.6	77.8	36.1	36.7	54.1	46.9	13.4	74.6	49.2	38.4	70.9	58.6	<b>73.6</b>	<b>81.2</b>	<b>78.0</b>
Rw→Ar	26.5	<b>68.2</b>	49.5	27.0	44.0	36.4	25.1	60.8	44.8	27.4	65.4	50.0	<b>67.7</b>	64.8	<b>66.1</b>
Rw→Cl	25.0	<b>60.9</b>	47.1	4.10	35.9	23.7	3.00	50.5	32.3	14.9	46.8	33.3	<b>53.3</b>	55.0	<b>54.3</b>
Rw→Pr	38.8	<b>84.9</b>	66.3	32.2	59.0	48.2	7.60	50.9	33.5	30.7	81.0	60.8	<b>77.5</b>	81.2	<b>79.7</b>
Avg.	30.9	64.3	51.1	20.6	40.3	32.4	13.8	50.5	35.5	22.5	60.3	45.3	<b>63.5</b>	<b>66.7</b>	<b>65.4</b>

Table 1: Comparisons of Recognition Rates (%) on Office+Home Dataset (5-shot).

generate synthesized sample as:

$$\hat{\mathbf{x}}_s^c = (1 - \gamma p_t^c) \boldsymbol{\mu}_s^c + \gamma p_t^c \mathbf{x}_t^c, \quad \gamma \sim \text{Beta}(a, b), \quad (3)$$

where  $\boldsymbol{\mu}_s^c$  is the source prototype of class  $c$ , and  $\gamma$  is randomly sampled from Beta( $a, b$ ) distribution,  $a, b > 0$ . To avoid misleading by target samples falling far different distribution as the task-specific prototype, we select  $K$  target samples  $\mathbf{x}_t^c$  with the highest probabilities belonging to class  $c$  to generate synthesized samples. In other words, for each prototype  $\boldsymbol{\mu}_s^c$ ,  $K$  different synthesized samples with label  $c$  are generated based on  $\boldsymbol{\mu}_s^c$  and  $K$  different  $\mathbf{x}_t^c$ . It is noteworthy that we only need to generate synthesized samples for the minority set  $\mathcal{D}_s^f$  categories, as the majority set already includes sufficient data. We accept the probability prediction of  $C_P$  as the weight  $p_t^c = \hat{y}_P^{t,c}$  to control the contribution of  $\mathbf{x}_t^c$ . The synthesized samples are used to optimize the frameworks with corresponding class label  $c$ , and update the prototypes, i.e.,  $\boldsymbol{\mu}_s^c \rightarrow \tilde{\boldsymbol{\mu}}_s^c$ , but those fake samples are not used for evaluation.

**Cross-domain Prototype Alignment** So far, we have sufficient well-labeled source domain majority-set samples, minority-set real samples, together with the synthesized samples to make up the minority-set categories. In order to simultaneously solve the domain distribution disparity problem and synthesized data augmentation, we explore the Cross-Domain Prototype Alignment (CPA). Specifically, we accept the prototypes  $\boldsymbol{\mu}_s^c$  as the dominant sector during generating synthesized samples in the previous section, seeking to align the source and target domain task-specific prototypes is straightforward. Empirical Maximum Mean Discrepancy (MMD) (Gretton et al. 2007; Tzeng et al. 2014; Long et al. 2015) has been considered as a promising technique to align the source and target domain data domain-wise mean and class-wise mean. Fortunately, we already have the synthesized samples making up the source domain minority-set feature distribution space, so the class-wise MMD can be revised as:

$$\mathcal{M}_c = \frac{1}{C} \sum_{c=1}^C \|\tilde{\boldsymbol{\mu}}_s^c - \boldsymbol{\mu}_t^c\|_2^2, \quad (4)$$

where  $\tilde{\boldsymbol{\mu}}_s^c$  is calculated on  $\tilde{\mathcal{D}}_s^c = \{\mathcal{D}_s^c, \hat{\mathcal{D}}_s^c\}$ , in which  $\hat{\mathcal{D}}_s^c$  consists of the  $K$  generated synthesized samples for class  $c$ . Due to the missing of the target domain samples labels, we accept the  $C_P$  prediction  $\hat{y}_P^t$  as pseudo labels for target domain samples and computing the prototypes.

Beyond that, we extend the conventional class-wise MMD and explicitly take the data distribution among different classes across domain into account, and measure the inter-class divergence as:

$$\mathcal{M}_d = \frac{1}{C} \frac{1}{C-1} \sum_{c=1}^C \sum_{c'=1, c' \neq c}^C \|\tilde{\boldsymbol{\mu}}_s^c - \boldsymbol{\mu}_t^{c'}\|_2^2, \quad (5)$$

where the inter-class divergence  $\mathcal{M}_d$  evaluates the distances of all different class prototype pairs across domains. Overall, our discriminative Cross-Domain Prototype Alignment is proposed to minimize the cross-domain intra-class prototypes distances, while maximizing the inter-class distances.

**Overall Objective and Optimization** To sum up, the source domain supervised learning and the discriminative cross-domain alignment, the overall objective function is:

$$\min_{G, C_N} \mathcal{M}_s + \lambda(\mathcal{M}_c - \mathcal{M}_d), \quad (6)$$

where  $\lambda$  is a hyper-parameter to balance the contributions of different terms. We need to train the generator to map both source and target domain samples to a shared domain-invariant embedding feature space. It is noteworthy that the prototype classifier  $C_P$  is free of parameters. Inspired by (Saito et al. 2018; Lee et al. 2019), our training process consists of two steps:

**Step A.** We train the feature generator  $G$  and neural networks classifier  $C_N$  over the source supervision, including real and synthesized data. Keeping the performance on the source domain is crucial for obtaining discriminative whilst domain-invariant embedding features. Moreover, due to the lack of source domain minority-set samples, optimizing the whole model over the real samples as well as the synthesized

Method	DAN			MCD			SWD			SymNets			Ours		
	Acc	$A_f$	$A_m$	$A_o$	$A_f$	$A_m$	$A_o$	$A_f$	$A_m$	$A_o$	$A_f$	$A_m$	$A_o$	$A_f$	$A_m$
Ar→Cl	0.30	<b>56.7</b>	35.0	14.3	48.3	35.3	15.3	45.7	34.0	0.40	43.5	27.2	<b>28.6</b>	54.4	<b>44.5</b>
Ar→Pr	4.00	72.0	44.7	23.0	65.9	48.5	23.4	66.6	49.2	0.00	69.4	41.5	<b>47.6</b>	<b>74.7</b>	<b>63.8</b>
Ar→Rw	4.20	78.0	47.3	32.4	70.3	54.5	31.4	71.3	54.7	0.00	75.0	43.7	<b>51.6</b>	<b>78.2</b>	<b>67.1</b>
Cl→Ar	0.00	<b>60.6</b>	33.4	16.8	33.8	26.2	12.1	47.0	31.3	0.00	60.1	32.9	<b>36.6</b>	60.3	<b>49.7</b>
Cl→Pr	0.00	73.5	44.0	4.9	21.9	15.1	5.40	68.8	43.3	0.00	<b>74.3</b>	44.2	<b>49.4</b>	<b>74.3</b>	<b>64.3</b>
Cl→Rw	0.30	71.5	41.9	17.7	42.2	32.0	3.40	65.5	39.7	0.00	71.0	41.7	<b>50.3</b>	<b>74.1</b>	<b>64.2</b>
Pr→Ar	0.00	<b>57.6</b>	31.8	25.2	50.2	39.0	25.0	49.1	38.3	0.00	56.5	31.8	<b>40.3</b>	57.0	<b>49.5</b>
Pr→Cl	0.80	<b>53.2</b>	33.1	4.30	47.0	30.6	4.10	46.3	30.1	0.00	45.0	27.0	<b>41.1</b>	51.1	<b>47.3</b>
Pr→Rw	7.50	77.3	48.3	36.5	74.8	57.7	14.9	74.7	49.5	0.20	74.4	43.6	<b>65.6</b>	<b>79.9</b>	<b>74.0</b>
Rw→Ar	0.00	68.5	37.8	26.7	39.0	33.5	25.9	61.6	45.6	0.00	<b>71.5</b>	39.3	<b>46.4</b>	66.4	<b>57.4</b>
Rw→Cl	2.70	<b>61.5</b>	39.0	4.10	19.2	13.4	3.10	11.3	8.20	0.00	54.1	33.1	<b>36.2</b>	55.7	<b>48.2</b>
Rw→Pr	1.90	<b>84.6</b>	51.3	36.0	80.6	62.7	6.3	80.7	50.8	0.00	84.4	41.7	<b>59.2</b>	84.1	<b>74.1</b>
Avg.	1.80	<b>67.9</b>	40.6	20.2	49.2	37.4	14.2	57.3	39.6	0.10	64.9	37.3	<b>46.1</b>	67.5	<b>58.7</b>

Table 2: Comparisons of Recognition Rates (%) on Office+Home Dataset (1-shot).

samples will benefit the performance on the minority-set categories, avoiding the model overfitting to the majority-set classes. The optimization objective is listed as  $\min_{G, C_N} \mathcal{M}_s$ . **Step B.** We freeze the parameters of classifier  $C_N$  and update the generator  $G$ , which will map the source and target domain samples into a shared embedding feature space, where both source and target samples from the same class will be distributed close to each other, while far from samples belonging to other categories. The optimization objective is provided as  $\min_G \mathcal{M}_s + \lambda(\mathcal{M}_c - \mathcal{M}_d)$ .

## Experiments

We evaluate our proposed model on two domain adaptation visual benchmarks, and compare the evaluation performances with several state-of-the-art domain adaptation methods. Then we analyze the components of our framework in detail and explore the parameters sensitivity.

### Datasets and Experimental Setting

**Office-31** dataset (Saenko et al. 2010) is a standard benchmark dataset for visual domain adaptation. It contains 4,110 images from 31 categories, shared by three domains: Amazon (A), Webcam (W) and DSLR (D). We evaluate our methods following the common protocol on all 6 adaptation tasks.

**Office-Home** dataset (Venkateswara et al. 2017) is a more various yet challenging benchmark, consisting of 15,500 images from 65 classes of daily objects in office and home, shared by four extremely distinct domains: Artistic (Ar), Clip Art (Cl), Product (Pr), and Real-World (Rw). The model is evaluated on all 12 transfer tasks.

**Implementation Details:** We implement our model based on PyTorch. ImageNet pre-trained ResNet-50 (He et al. 2016) removed the last fully-connected layer is applied to obtain the embedding representations  $\mathbf{x}_{s/t}$ .  $G$  is a two-layer fully-connected neural networks with hidden layer output dimension as 1,024 and ReLU activation. The output of  $G$  is the domain shared features  $\mathbf{z}_{s/t}$  with dimension 512.  $C_N$  is a two-layer perceptron classifier with hidden layer dimension as 512. Cosine similarity is accepted as the measurement

function  $\phi(\cdot)$  in the prototype classifier  $C_P$ . We take the embedding features mean of the source domain samples belonging to each category as the prototype  $\mu_s^c$  initialization for  $C_P$  classification and Cross-Domain Minority Source Set Generation, while for the Cross-Domain Prototype Alignment, we take the synthesized samples into account to update the prototype  $\mu_s^c \rightarrow \tilde{\mu}_s^c$ . All trainable parameters are optimized by Adam optimizer with learning rate as 0.001 for both Office-31 and Office-Home dataset.  $G$  and  $C_N$  are initialized and pre-trained on the source domain with learning rate as 0.0001 for 3,000 epochs.  $\lambda$  is fixed as 0.1 for Office-Home, while 0.01 for Office-31,  $K$  is fixed as 5, and  $\gamma \sim \text{Beta}(2, 2)$ .

We aggressively design two extremely-challenging tasks as 1-shot and 5-shot in our experiments. Specifically, for each domain transfer task, we randomly select 1 or 5 samples of each source domain minority-set category, together with all the unlabeled target domain samples for training. The first 10 and the first 25 alphabetically classes are treated as the minority-set in the Office-31 and Office-Home dataset, respectively, the rest classes constitute the majority-set. We randomly run the experiments 3 times and report the average results of the 20<sup>th</sup> epoch. For each case, we report the results of  $C_N$  on the target domain majority-set categories, while for the minority-set categories, we show the results of  $C_P$ , and the overall average performance over the whole target domain is calculated with the  $C_N$  prediction on the majority-set and  $C_P$  prediction on the minority-set. We will discuss the different specialities of  $C_N$  and  $C_P$  in the ablation study section. All baselines are implemented with the official codes under our settings, and the 20<sup>th</sup> epoch results are reported.

## Results and Comparisons

The classification results on Office-Home and Office-31 datasets under 5 shot and 1 shot settings are reported in Table 1, Table 2, Table 3, and Table 4, respectively.  $A_f$  means minority-set accuracy,  $A_m$  represents majority-set accuracy, and  $A_o$  denotes the overall accuracy on the target domain.

From the tables, it is obvious that our method significantly outperforms all the state-of-the-art unsupervised do-

Method	DAN			MCD			SWD			SymNets			Ours		
	$A_f$	$A_m$	$A_o$	$A_f$	$A_m$	$A_o$	$A_f$	$A_m$	$A_o$	$A_f$	$A_m$	$A_o$	$A_f$	$A_m$	$A_o$
A→W	41.2	77.1	67.1	56.6	6.30	21.9	44.3	7.30	18.7	17.0	<b>92.1</b>	69.9	<b>96.2</b>	89.1	<b>91.3</b>
D→W	<b>99.6</b>	96.3	97.2	63.4	57.0	61.1	54.9	22.5	32.5	76.2	<b>98.6</b>	92.1	<b>99.6</b>	97.9	<b>98.4</b>
W→D	92.9	99.7	97.6	31.2	37.5	35.6	51.3	79.1	70.9	79.9	<b>100</b>	93.8	<b>100</b>	<b>100</b>	<b>100</b>
A→D	47.4	85.5	73.7	56.5	14.5	26.9	58.4	72.4	68.3	13.6	88.7	65.5	<b>96.1</b>	<b>91.3</b>	<b>92.7</b>
D→A	64.6	62.1	62.8	63.6	43.0	49.0	53.5	64.3	61.1	53.8	71.4	65.9	<b>79.0</b>	<b>74.4</b>	<b>75.5</b>
W→A	53.3	63.7	60.7	68.2	24.9	37.6	58.5	42.7	47.3	49.8	69.7	63.1	<b>80.3</b>	<b>69.9</b>	<b>72.9</b>
Avg.	66.5	80.7	76.5	56.6	31.0	38.7	53.5	48.1	49.8	48.4	86.8	75.1	<b>91.9</b>	<b>87.1</b>	<b>88.5</b>

Table 3: Comparisons of Recognition Rates (%) on Office-31 Dataset (5-shot).

Method	DAN			MCD			SWD			SymNets			Ours		
	$A_f$	$A_m$	$A_o$	$A_f$	$A_m$	$A_o$	$A_f$	$A_m$	$A_o$	$A_f$	$A_m$	$A_o$	$A_f$	$A_m$	$A_o$
A→W	0.00	76.3	53.7	55.7	4.30	20.2	41.3	72.3	62.7	0.00	<b>91.1</b>	64.2	<b>84.6</b>	89.8	<b>86.2</b>
D→W	48.9	96.2	82.2	63.0	24.5	36.4	45.1	96.8	80.8	0.90	<b>98.4</b>	69.7	<b>100</b>	<b>98.4</b>	<b>98.9</b>
W→D	37.7	<b>99.7</b>	80.5	35.7	99.4	80.6	38.3	<b>99.7</b>	81.6	0.00	<b>99.7</b>	68.8	<b>99.4</b>	99.1	<b>99.2</b>
A→D	0.00	83.7	57.8	57.1	14.5	27.1	52.6	75.9	69.0	0.00	<b>93.6</b>	64.7	<b>85.1</b>	80.2	<b>81.6</b>
D→A	26.8	63.4	52.7	67.4	18.0	32.4	53.0	46.3	48.3	0.00	68.3	47.9	<b>78.4</b>	<b>73.8</b>	<b>75.1</b>
W→A	12.7	64.5	49.4	65.4	32.4	42.1	56.8	61.9	60.4	0.00	67.5	47.5	<b>81.0</b>	<b>72.2</b>	<b>74.8</b>
Avg.	21.0	80.7	62.7	57.4	32.2	39.8	47.9	74.5	67.1	0.15	<b>86.4</b>	60.5	<b>89.0</b>	84.7	<b>86.0</b>

Table 4: Comparisons of Recognition Rates (%) on Office-31 Dataset (1-shot).

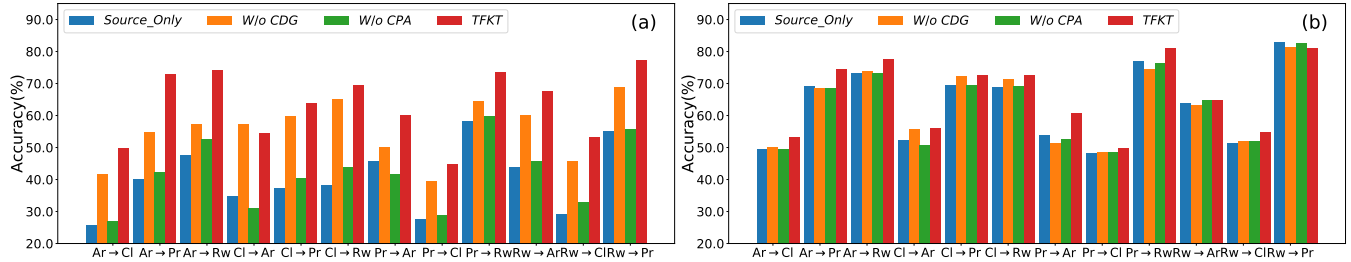


Figure 3: Contribution of the Cross-Domain Prototype Alignment (CPA) and the Cross-domain Generation (CDG) strategy on Office-Home 25-way 5-shot tasks (a) Minority-set and (b) Majority-set.

main adaptation methods on both two benchmarks under 4 challenging settings. Especially for the performance of the minority-set, our model achieves promising results while keeping reliable performance on the majority-set, which emphasizes the robustness of our model. On the Office-31 dataset 5-shot tasks, our model achieves 91.9% on the minority-set, which beats DAN over 25%, and maintains 87.1% on the majority-set, which is higher than the state-of-the-art domain adaptation solution SymNets. Furthermore, our model even gets comparable overall performance to the standard domain adaptation task on the Office-31 dataset state-of-the-art performance achieved by SymNets, which is 88.4% (Zhang et al. 2019). Moreover, on another extremely challenging case when only 1 sample is available for each category in the minority-set, our model still get reasonable results on the minority-set as well as stable performance on the majority-set. It highly affirms the effectiveness and robustness of our method dealing with domain adaptation problem in which the source domain data is extremely imbalanced and insufficient for training. From the results reported

in Table 1 - 4, we observe that the classification accuracy of proposed methods is much higher than the other methods in most cases. This justifies the efficacy of the Cross-Domain Generation and the Cross-Domain Prototype Alignment for learning transferable features.

### Ablation Analysis

First of all, we evaluate the contribution of the Cross-domain prototype alignment (CPA) and the Cross-domain Generation (CDG) strategy to our model by removing one of them and keep all other architectures and training strategy as the same as previous. In Fig.3, we remove CPA, or the CDG strategy, or both of them and show the results on Office-Home as “W/o CPA”, “W/o CDG”, and “Source Only”, respectively. Fig.3 (a) claims the  $C_P$  performance on the target domain minority-set classes, and (b) shows the  $C_N$  performance on the majority-set. From the results, we observe that both CPA and CDG strategies benefit the fair cross-domain learning tasks. It is noteworthy that although  $C_N$  performance on the majority-set is not promoted significantly, the CPA and the

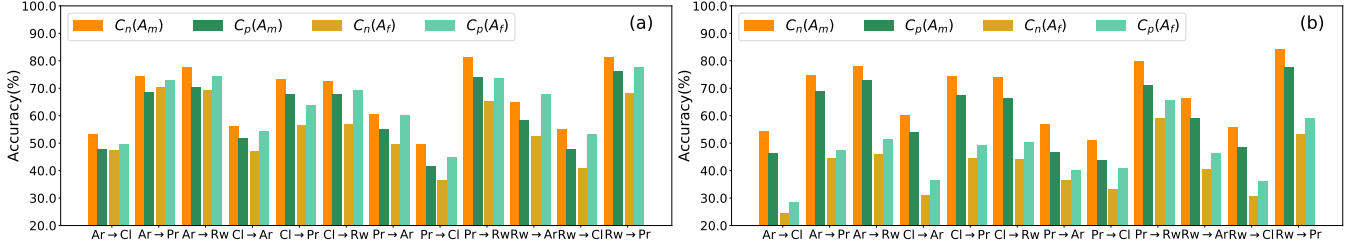


Figure 4:  $C_N$  and  $C_P$  comparison on Office-Home majority- and minority-set (a) 5-shot, (b) 1-shot.

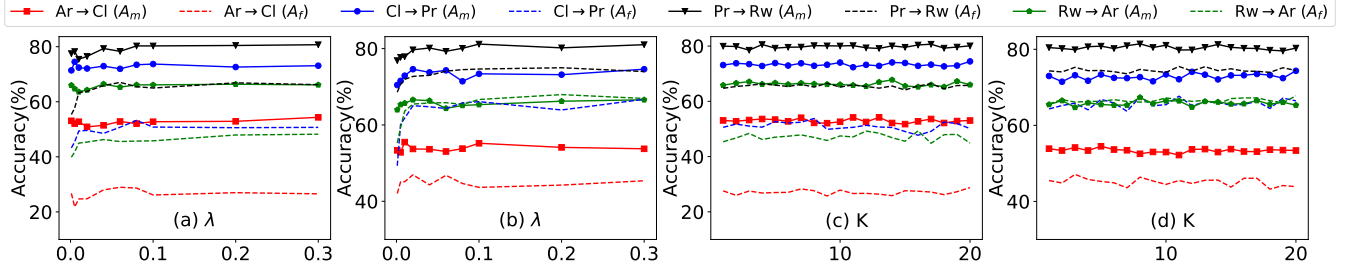


Figure 5: Parameters sensitivity analysis of  $\lambda$  and  $K$  on the Office-Home (a)(c) 1-shot, (b)(d) 5-shot.

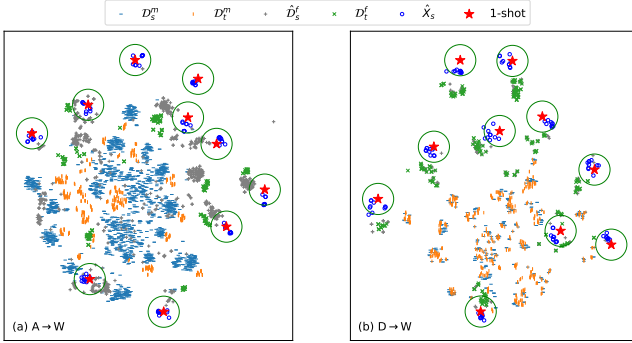


Figure 6: Visualization of generated fake samples on the Office-31 dataset  $A \rightarrow W$  and  $D \rightarrow W$  10 way 1 shot tasks.

CDG strategy boost the  $C_P$  performance on the minority-set categories impressively.

Secondly, we compare the different classification specialties of  $C_N$  and  $C_P$  on different categories. In Fig.4, we show  $C_N$  and  $C_P$  recognition rate of the target domain majority-set and minority-set categories on the Office-Home 25-way 5-shot task. From the results, we notice that for categories with sufficient well-labeled source samples for training in the majority-set,  $C_N$  always obtains better performance than the prototype classifier  $C_P$ , e.g.,  $Pr \rightarrow Cl$ . However, for those classes lacking training samples in the minority-set,  $C_P$  can handle it much better and achieve promising performance, e.g.,  $Pr \rightarrow Cl$  and  $Rw \rightarrow Cl$ . The generated samples contribute to refining the prototypes during training and benefit the classification performance of  $C_P$ . However, the gap between majority-set and minority-set categories samples and the inaccurately-generated fake samples will still mislead the optimization of  $C_N$ . It is noteworthy that the majority and minority sets are based on the labeled source domain, so choosing  $C_N$  for the majority-set while  $C_P$  for the minority-

set is reasonable and superior.

Thirdly, we analyze the parameter sensitivity of our model. Four hard-to-transfer tasks of Office-Home dataset are used for evaluation. The results are reported in Fig. 5. We can see that transfer performance is not sensitive to the variance of hyper-parameter  $\lambda$  from 0.001 to 0.3, in both 5-shot and 1-shot settings. Moreover, we change the number  $K$  of generated fake samples in each class from 1 to 20. Fig. 5(c) and (d) show that the results are not sensitive to the number of generated samples, for the selected target samples with the highest probabilities to the specific category to generate the synthesized samples, which also proves the effectiveness of the CPA strategy intuitively.

Finally, we evaluate the quality of the generated synthesized samples belonging to the minority-set categories by drawing the t-SNE embeddings of all the real source and target samples, together with the generated fake samples. The results are visualized in Fig. 6. The red star points are the 1-shot set samples and the blue hollow dot are the samples generated by CDG strategy. It is obvious that the generated samples are very similar to the available source samples, which demonstrates the effectiveness of the proposed cross-domain generation strategy.

## Conclusion

In this paper, we addressed the problem of fairness challenge in cross-domain learning by proposing a Towards Fair Knowledge Transfer (TFKT) model. Specifically, cross-domain generation strategy was proposed to augment the minority source set by mixing up the samples from two domains to enhance fairness, and cross-domain prototype alignment was further explored to seek a hybrid classifier strategy towards fair knowledge transfer. Extensive experiments on different tasks demonstrated the predominant performance of our model dealing with minority-set in domain adaptation.

## Ethical Impact

Data distribution imbalance is a severe issue for various machine learning tasks. Unfortunately, solutions to address the challenges in cross-domain learning tasks due to the imbalance in data distribution are underdeveloped. We devote ourselves to this crucial but challenging area to seek effective solutions. Our proposed model in this paper successfully addresses the imbalanced data distribution in domain adaptation tasks under several extreme situations. Such a strategy has the potential to manage numerous real-life tasks with imbalanced or long-tail data distribution.

## References

- Agarwal, A.; Beygelzimer, A.; Dudík, M.; Langford, J.; and Wallach, H. 2018. A reductions approach to fair classification. *arXiv preprint arXiv:1803.02453*.
- Beutel, A.; Chen, J.; Zhao, Z.; and Chi, E. H. 2017. Data decisions and theoretical implications when adversarially learning fair representations. *arXiv preprint arXiv:1707.00075*.
- Borgwardt, K. M.; Gretton, A.; Rasch, M. J.; Kriegel, H.-P.; Schölkopf, B.; and Smola, A. J. 2006. Integrating structured biological data by kernel maximum mean discrepancy. *Bioinformatics* 22(14): e49–e57.
- Bousmalis, K.; Silberman, N.; Dohan, D.; Erhan, D.; and Krishnan, D. 2017. Unsupervised pixel-level domain adaptation with generative adversarial networks. In *Proceedings of the IEEE conference on computer vision and pattern recognition*, 3722–3731.
- Chen, C.; Chen, Z.; Jiang, B.; and Jin, X. 2019. Joint domain alignment and discriminative feature learning for unsupervised deep domain adaptation. In *Proceedings of the AAAI Conference on Artificial Intelligence*, volume 33, 3296–3303.
- Choi, Y.; Choi, M.; Kim, M.; Ha, J.-W.; Kim, S.; and Choo, J. 2018. Stargan: Unified generative adversarial networks for multi-domain image-to-image translation. In *Proceedings of the IEEE conference on computer vision and pattern recognition*, 8789–8797.
- Coston, A.; Ramamurthy, K. N.; Wei, D.; Varshney, K. R.; Speakman, S.; Mustahsan, Z.; and Chakraborty, S. 2019. Fair transfer learning with missing protected attributes. In *Proceedings of the 2019 AAAI/ACM Conference on AI, Ethics, and Society*, 91–98.
- Ghifary, M.; Kleijn, W. B.; Zhang, M.; and Balduzzi, D. 2015. Domain Generalization for Object Recognition with Multi-task Autoencoders. *ICCV*.
- Ghifary, M.; Kleijn, W. B.; Zhang, M.; Balduzzi, D.; and Li, W. 2016. Deep reconstruction-classification networks for unsupervised domain adaptation. In *ECCV*, 597–613.
- Gretton, A.; Borgwardt, K. M.; Rasch, M.; Schölkopf, B.; and Smola, A. J. 2007. A kernel method for the two-sample-problem. In *NIPS*, 513–520.
- He, K.; Zhang, X.; Ren, S.; and Sun, J. 2016. Deep residual learning for image recognition. In *CVPR*, 770–778.
- Jing, T.; and Ding, Z. 2020. Adversarial Dual Distinct Classifiers for Unsupervised Domain Adaptation. *arXiv preprint arXiv:2008.11878*.
- Jing, T.; Shao, M.; and Ding, Z. 2020. Discriminative Cross-Domain Feature Learning for Partial Domain Adaptation. *arXiv preprint arXiv:2008.11360*.
- Jing, T.; Xia, H.; and Ding, Z. 2020. Adaptively-Accumulated Knowledge Transfer for Partial Domain Adaptation. In *Proceedings of the 28th ACM International Conference on Multimedia*, 1606–1614.
- Kang, G.; Jiang, L.; Yang, Y.; and Hauptmann, A. G. 2019. Contrastive Adaptation Network for Unsupervised Domain Adaptation. In *CVPR*, 4893–4902.
- Krizhevsky, A.; Sutskever, I.; and Hinton, G. E. 2012. Imagenet classification with deep convolutional neural networks. In *NIPS*, 1097–1105.
- Lan, C.; and Huan, J. 2017. Discriminatory transfer. *arXiv preprint arXiv:1707.00780*.
- Lee, C.-Y.; Batra, T.; Baig, M. H.; and Ulbricht, D. 2019. Sliced wasserstein discrepancy for unsupervised domain adaptation. In *Proceedings of the IEEE Conference on Computer Vision and Pattern Recognition*, 10285–10295.
- Long, M.; Cao, Y.; Wang, J.; and Jordan, M. I. 2015. Learning Transferable Features with Deep Adaptation Networks. In *ICML*, 97–105.
- Long, M.; Cao, Z.; Wang, J.; and Jordan, M. I. 2018. Conditional adversarial domain adaptation. In *NIPS*, 1640–1650.
- Ming Harry Hsu, T.; Yu Chen, W.; Hou, C.-A.; Hubert Tsai, Y.-H.; Yeh, Y.-R.; and Frank Wang, Y.-C. 2015. Unsupervised domain adaptation with imbalanced cross-domain data. In *Proceedings of the IEEE International Conference on Computer Vision*, 4121–4129.
- Pan, S. J.; and Yang, Q. 2009. A survey on transfer learning. *IEEE Transactions on knowledge and data engineering* 22(10): 1345–1359.
- Pan, Y.; Yao, T.; Li, Y.; Wang, Y.; Ngo, C.-W.; and Mei, T. 2019. Transferrable Prototypical Networks for Unsupervised Domain Adaptation. In *CVPR*, 2239–2247.
- Pei, Z.; Cao, Z.; Long, M.; and Wang, J. 2018. Multi-adversarial domain adaptation. In *AAAI*.
- Roy, S.; Siarohin, A.; Sangineto, E.; Buló, S. R.; Sebe, N.; and Ricci, E. 2019. Unsupervised domain adaptation using feature-whitening and consensus loss. In *CVPR*, 9471–9480.
- Saenko, K.; Kulis, B.; Fritz, M.; and Darrell, T. 2010. Adapting visual category models to new domains. In *ECCV*, 213–226.
- Saito, K.; Watanabe, K.; Ushiku, Y.; and Harada, T. 2018. Maximum classifier discrepancy for unsupervised domain adaptation. In *CVPR*, 3723–3732.
- Sankaranarayanan, S.; Balaji, Y.; Jain, A.; Nam Lim, S.; and Chelappa, R. 2018. Learning from synthetic data: Addressing domain shift for semantic segmentation. In *Proceedings of the IEEE Conference on Computer Vision and Pattern Recognition*, 3752–3761.
- Schumann, C.; Wang, X.; Beutel, A.; Chen, J.; Qian, H.; and Chi, E. H. 2019. Transfer of machine learning fairness across domains. *arXiv preprint arXiv:1906.09688*.
- Shen, J.; Qu, Y.; Zhang, W.; and Yu, Y. 2018. Wasserstein distance guided representation learning for domain adaptation. In *Thirty-Second AAAI Conference on Artificial Intelligence*.
- Simonyan, K.; and Zisserman, A. 2014. Very deep convolutional networks for large-scale image recognition. *arXiv preprint arXiv:1409.1556*.
- Tzeng, E.; Hoffman, J.; Darrell, T.; and Saenko, K. 2015. Simultaneous deep transfer across domains and tasks. In *ICCV*, 4068–4076.
- Tzeng, E.; Hoffman, J.; Saenko, K.; and Darrell, T. 2017. Adversarial discriminative domain adaptation. In *CVPR*, 7167–7176.



- Tzeng, E.; Hoffman, J.; Zhang, N.; Saenko, K.; and Darrell, T. 2014. Deep domain confusion: Maximizing for domain invariance. *arXiv preprint arXiv:1412.3474*.
- Upchurch, P.; Gardner, J.; Pleiss, G.; Pless, R.; Snaveley, N.; Bala, K.; and Weinberger, K. 2017. Deep feature interpolation for image content changes. In *Proceedings of the IEEE conference on computer vision and pattern recognition*, 7064–7073.
- Venkateswara, H.; Eusebio, J.; Chakraborty, S.; and Panchanathan, S. 2017. Deep hashing network for unsupervised domain adaptation. In *CVPR*, 5018–5027.
- Wang, J.; Chen, Y.; Feng, W.; Yu, H.; Huang, M.; and Yang, Q. 2020. Transfer learning with dynamic distribution adaptation. *ACM Transactions on Intelligent Systems and Technology (TIST)* 11(1): 1–25.
- Wang, J.; Chen, Y.; Hao, S.; Feng, W.; and Shen, Z. 2017. Balanced distribution adaptation for transfer learning. In *2017 IEEE International Conference on Data Mining (ICDM)*, 1129–1134. IEEE.
- Wang, J.; Feng, W.; Chen, Y.; Yu, H.; Huang, M.; and Yu, P. S. 2018. Visual domain adaptation with manifold embedded distribution alignment. In *Proceedings of the 26th ACM international conference on Multimedia*, 402–410.
- Wang, L.; Sun, B.; Robinson, J.; Jing, T.; and Fu, Y. 2019. EV-Action: Electromyography-Vision Multi-Modal Action Dataset. In *2020 15th IEEE International Conference on Automatic Face and Gesture Recognition (FG 2020)(FG)*, 129–136.
- Xu, M.; Zhang, J.; Ni, B.; Li, T.; Wang, C.; Tian, Q.; and Zhang, W. 2019. Adversarial Domain Adaptation with Domain Mixup. *arXiv preprint arXiv:1912.01805*.
- Yan, H.; Ding, Y.; Li, P.; Wang, Q.; Xu, Y.; and Zuo, W. 2017. Mind the class weight bias: Weighted maximum mean discrepancy for unsupervised domain adaptation. In *Proceedings of the IEEE Conference on Computer Vision and Pattern Recognition*, 2272–2281.
- Yan, Y.; Nie, F.; Li, W.; Gao, C.; Yang, Y.; and Xu, D. 2016. Image classification by cross-media active learning with privileged information. *TMM* 18(12): 2494–2502.
- Zhang, J.; Ding, Z.; Li, W.; and Ogunbona, P. 2018. Importance weighted adversarial nets for partial domain adaptation. In *Proceedings of the IEEE Conference on Computer Vision and Pattern Recognition*, 8156–8164.
- Zhang, X.; Yu, F. X.; Chang, S.-F.; and Wang, S. 2015. Deep transfer network: Unsupervised domain adaptation. *arXiv preprint arXiv:1503.00591*.
- Zhang, Y.; Tang, H.; Jia, K.; and Tan, M. 2019. Domain-symmetric networks for adversarial domain adaptation. In *Proceedings of the IEEE Conference on Computer Vision and Pattern Recognition*, 5031–5040.