

Symmetrical Z-Complementary Code Sets (SZCCSs) for Optimal Training in Generalized Spatial Modulation

Yajing Zhou, *Student Member, IEEE*, Zhengchun Zhou, *Member, IEEE*, Zilong Liu, *Member, IEEE*, Yang Yang, *Member, IEEE*, Ping Yang, *Senior Member, IEEE*,

Abstract—This paper introduces a novel class of code sets, called “symmetrical Z-complementary code sets (SZCCSs)”, whose aperiodic auto- and cross- correlation sums exhibit zero-correlation zones (ZCZs) at both the front-end and tail-end of the entire correlation window. Three constructions of (optimal) SZCCSs based on general Boolean functions are presented. As a second major contribution, we apply SZCCSs to design optimal training sequences for broadband generalized spatial modulation (GSM) systems over frequency-selective channels.

Key words: Complementary code set, channel estimation, training sequence design, generalized spatial modulation, frequency-selective channels.

I. INTRODUCTION

This paper is a follow-up work of an emerging concept called “cross Z-complementary pair (CZCP)” [1] which has been proposed for optimal training in spatial modulation (SM) systems. Unlike [1] focusing on training design for SM in which only one transmit antenna is activated at each symbol slot, we aim to attain optimal training in generalized spatial modulation (GSM) systems where two transmit antennas or more may be activated. Towards this objective, we propose and construct a novel class of codes called symmetrical Z-complementary code sets (SZCCS). In the sequel, we overview a number of code sets, introduce the concept of GSM, followed by our major contributions of this work.

Y. Zhou is with the School of Information Science and Technology, Southwest Jiaotong University, Chengdu, 610031, China (e-mail: zhouyajing@my.swjtu.edu.cn).

Z. Zhou and Y. Yang are with the School of Mathematics, Southwest Jiaotong University, Chengdu, 610031, China (e-mail: zzc@swjtu.edu.cn, yang_data@swjtu.edu.cn).

Z. Liu is with the School of Computer Science and Electronic Engineering, University of Essex, Colchester, CO4 3SQ, United Kingdom (e-mail: zilong.liu@essex.ac.uk).

P. Yang is with the National Key Laboratory on Communications, University of Electronic Science and Technology of China, Chengdu, 611731, China (e-mail: yang.ping@uestc.edu.cn).

A. Code Sets

Sequence sets with good correlation properties play an instrumental role in every communication system. For example, they can be used for synchronization, channel estimation, and/or interference suppression/mitigation in multiuser systems [2]–[7]. An interesting sequence family is called “complementary code” (CC) which was proposed by Tseng and Liu in [8], where the aperiodic auto-correlation (AAC) sum of all the constituent sequences equals zero at any nonzero time-shift. A special case of CC is Golay complementary pairs (GCPs) which were found by Golay [9] and each consisting of two sequences only.

There has been extensive research attempts concerning the constructions and applications of CCs and GCPs. A remarkable work was contributed by Davis and Jedwab [10] who constructed polyphase GCPs [11] using the algebraic tool of generalized Boolean functions. Subsequently, representative constructions of CCs can be found in [12]–[15]. To obtain more flexible parameters, “CC” is extended to Z-complementary code (ZCC) in [16], where the AAC sum equals to zero when the time-shift falls into a region around the in-phase position called zero-correlation zone (ZCZ).

Besides, Tseng and Liu studied in [8] “mutually orthogonal complementary code set” (MOCCS), which refers to a set of CCs with zero ACC sums between different CCs. Further developments of MOCCSs have been reported in [17]–[21]. However, MOCCS suffers from limited set size which is upper bounded by the number of constituent sequences (i.e., the flock size) in each code. To overcome this weakness, “MOCCS” has been extended to Z-complementary code sets (ZCCSs) which enjoy higher set sizes [16].

So far, the existing known constructions of ZCCSs only consider the front-end¹ ZCZ or tail-end ZCZ of the AAC sums and ACC sums. Unlike the state-of-the-art works, we consider

¹with respect to the entire correlation window.

a specific subclass of ZCCSs named symmetrical ZCCSs (SZCCSs) which exhibit both the front-end ZCZ and tail-end ZCZ properties. In practice, a front-end ZCZ and a tail-end ZCZ have particular interest for mitigating interference with small and large delays, respectively. We will show in Section IV that the properties of SZCCSs are useful for mitigating multipath interference and multi-antenna interference in GSM systems. .

B. Generalized Spatial Modulation

Index modulation (IM) is a highly spectrum- and energy-efficient modulation technique where the indices of the building blocks of the corresponding communication systems can be used to convey additional information bits. Orthogonal frequency-division multiplexing with IM (OFDM-IM) and spatial modulation (SM) schemes are two representative applications of IM, where the corresponding index modulated building blocks are the subcarriers of an OFDM system and the transmit antennas (TAs) of a multiple-input multiple-output (MIMO) system, respectively [22]. Moreover, MIMO-OFDM-IM is a combination of MIMO and OFDM-IM transmission techniques, which has better BER performance and higher energy efficiency than the classical MIMO-OFDM [23], [24]. On the other hand, SM is a MIMO technique which enjoys zero inter-channel interference (ICI) over flat fading channels, low hardware complexity and low energy consumption. In SM, information is transmitted over the spatial dimension, coordinated by antenna indices, and the conventional signal constellation of a modulation scheme [25]. Note that information bits are conveyed through not only modulation symbols, but also the index of the active TA [26]. Different from SM system equipped with multiple TA elements but only a single radio-frequency (RF) chain, two or more TAs are activated in GSM at each symbol slot and the specific activated pattern itself conveys useful but implicit information [27]. Therefore, GSM can achieve higher spectral efficiency than SM systems while maintaining major advantages of SM [28], [29]. As a result, GSM is capable of striking a flexible trade-off among spectral efficiency, cost of RF chains and energy efficiency by varying the number of RF chains [30], [31]. These advantages make it considered as a competitive candidate for the next generation wireless networks [32].

Recently, there have been many iterative and non-iterative detector designs in GSM-based MIMO transmission systems [33]. However, most of these detectors, e.g., the tree-search based detector [34] and the near-ML-detector [35], consider narrow-band scenarios where GSM symbols are transmitted over flat-fading channels, whilst practical wireless channels

may exhibit frequency selective properties. In recent years, several hard-decision based detectors and several powerful soft-input soft-output (SISO) detectors have been proposed for broadband GSM to combat the effects of inter-symbol inference introduced by propagation over frequency-selective fading channels [36]–[38]. For example, a novel soft-decision feedback aided time-domain turbo equalizer based on the minimum mean-square error criterion [38] was proposed for broadband GSM systems, while [39] considers a frequency-domain based turbo equalizer for GSM under dispersive channels. In these works, perfect channel state information (CSI) at the detector is assumed.

A major concern of this work is how to attain optimal estimation of CSI in broadband GSM-based MIMO systems. CSI may be acquired by sending properly designed preamble sequences at the transmitter, followed by correlating the known preamble sequences at the receiver. It is noted that optimal channel estimation in general requires the preamble sequences having zero nontrivial auto- and cross-correlations. However, the employment of conventional preamble sequences in GSM is not straightforward. Since the number of RF chains in GSM is less than that of TAs, it is hard to adopt those training sequences which are dense for traditional MIMO systems [40]–[42]. On the other hand, when the number of RF chains is greater than one, training sequences designed for SM systems [1] are also inapplicable.

C. Contributions of This Paper

The main contributions of this paper are summarized as follows.

- 1) We introduce a novel class of sets, called SZCCS, where the AAC sum of any sequence set equals zero and the ACC sum of any two sequence sets equals zero if the time-shift is in the front-end or tail-end ZCZs. We propose three constructions of SZCCS with different flock sizes using generalized Boolean functions.
- 2) We present a generic training framework for GSM training over frequency selective channels. Based on this framework, we derive the optimal GSM training design criteria under least square (LS) channel estimator and show that SZCCS plays an instrumental role in the design of optimal GSM training sequences. Numerical evaluations indicate that the proposed GSM training sequences lead to minimum channel estimation MSE.

D. Organization of This Paper

The remainder of this paper is organized as follows. Section II introduces some notations, ZCCSs and the mathematical tools used in the paper followed by a sketch of the basic principle of GSM. In Section III, first, we define SZCCSs and show an upper bound of the flock size of SZCCSs. Then, we give three constructions of SZCCSs with different flock sizes based on generalized Boolean functions where one is optimal. In Section IV, first, we present a generic training framework for GSM training over frequency selective channels. Then, we derive the optimal GSM training design criteria under LS channel estimator which implies that SZCCS plays an instrumental role in the design of optimal GSM training sequences, and show some numerical evaluations of the proposed GSM training sequences. Finally, Section V concludes this paper with some remarks.

II. PRELIMINARIES

A. Notations

The following notations will be used throughout this paper.

- $T^\tau(\mathbf{X})$ denotes the right-cyclic-shift of matrix \mathbf{X} for τ (non-negative integer) positions over rows;
- $\mathbf{X}\|\mathbf{Y}$ denotes the concatenation of matrices \mathbf{X} and \mathbf{Y} ;
- $\mathbf{a}\|\mathbf{b}$ denotes the concatenation of sequences \mathbf{a} and \mathbf{b} ;
- $\mathbf{0}_{m \times n}$ denotes an all-0 matrix of order $m \times n$;
- $[j]_J$ denotes the modulo J operation of integer j ;
- Denote $\xi_q = \exp\left(\frac{2\pi\sqrt{-1}}{q}\right)$, q is a positive integer;
- Denote $\mathbb{Z}_q = \{0, 1, \dots, q-1\}$ as the set of integers modulo q , where q is a positive integer;
- $\mathcal{A}_q = \{w_q^0, w_q^1, \dots, w_q^{q-1}\}$ denotes the set over q complex roots of unity.

Let $\mathbf{a} = (a(0), a(1), \dots, a(L-1))$ and $\mathbf{b} = (b(0), b(1), \dots, b(L-1))$ be two complex-valued sequences of length L . The ACC function between \mathbf{a} and \mathbf{b} at a time shift u is defined by

$$\rho_{\mathbf{a}, \mathbf{b}}(u) = \begin{cases} \sum_{i=0}^{L-1-u} a(i)b^*(i+u), & 0 \leq u \leq L-1; \\ \sum_{i=0}^{L-1+u} a(i-u)b^*(i), & -(L-1) \leq u \leq -1; \\ 0, & |u| \geq L. \end{cases}$$

It is easy to verify that

$$\rho_{\mathbf{a}, \mathbf{b}}(u) = \rho_{\mathbf{b}, \mathbf{a}}^*(-u). \quad (1)$$

If $\mathbf{a} = \mathbf{b}$, $\rho_{\mathbf{a}, \mathbf{b}}$ is called the AAC function, denoted by $\rho_{\mathbf{a}}$ for simplicity.

In particular, let $\mathcal{A} = \{\mathbf{a}_1, \mathbf{a}_2, \dots, \mathbf{a}_M\}$ and $\mathcal{B} = \{\mathbf{b}_1, \mathbf{b}_2, \dots, \mathbf{b}_M\}$ be two sequence sets of size M and length L . The aperiodic cross-correlation function between \mathcal{A} and \mathcal{B} at a

time shift u is defined by $C_{\mathcal{A}, \mathcal{B}}(u) = \sum_{m=1}^M \rho_{\mathbf{a}_m, \mathbf{b}_m}(u)$. Similarly, if $\mathcal{A} = \mathcal{B}$, $C_{\mathcal{A}, \mathcal{B}}$ is called the aperiodic auto-correlation function of sequence set \mathcal{A} , denoted by $C_{\mathcal{A}}$ for simplicity.

B. Generalized Boolean Functions

Let q be a positive integer, for $\mathbf{x} = (x_1, x_2, \dots, x_m) \in \mathbb{Z}_q^m$, a generalized Boolean function $f(\mathbf{x})$ is defined as a mapping f from $\{0, 1\}^m$ to \mathbb{Z}_q . Given $f(\mathbf{x})$, define

$$\mathbf{f} = (f(0), f(1), \dots, f(2^m - 1)), \quad (2)$$

where $f(i) = f(i_1, i_2, \dots, i_m)$, and (i_1, i_2, \dots, i_m) is the binary representation of $i = \sum_{k=1}^m i_k 2^{k-1}$ with i_m denoting the most significant bit.

In this paper, we consider truncated versions of the sequence \mathbf{f} of Eq. (2). Specifically, let $\mathbf{f}^{(L)}$ be a sequence of length L obtained from \mathbf{f} by ignoring the last $2^m - L$ elements of the sequence \mathbf{f} . That is, $\mathbf{f}^{(L)} = (f(0), f(1), \dots, f(L-1))$ is a sequence of length L . Let $\xi_q = \exp(2\pi\sqrt{-1}/q)$ be a primitive q -th complex root of unity. One can naturally associate a complex-valued sequence $\psi(\mathbf{f}^{(L)})$ of length L with $\mathbf{f}^{(L)}$ as

$$\psi(\mathbf{f}^{(L)}) := (\xi_q^{f(0)}, \xi_q^{f(1)}, \dots, \xi_q^{f(L-1)}). \quad (3)$$

From now on, whenever the context is clear, we ignore the superscript of $\mathbf{f}^{(L)}$ unless the sequence length is specified.

C. Introduction to ZCCS

Definition 1. Let $\mathcal{A} = \{\mathbf{a}_m\}_{m=1}^M$ be a set of M complex-valued sequences of length L . It is said to be a (aperiodic) (M, L, Z) -ZCC of size M if $C_{\mathcal{A}}(u) = 0$ for any $0 < |u| \leq Z$ where Z is a positive integer with $1 \leq Z \leq L-1$. In particular, when $Z = L-1$, the set is called a (aperiodic) CC, and when $M = 2$ it is called a (aperiodic) GCP.

The following lemma shows a construction of GCPs, which will be used in the sequel.

Lemma 1 (Corollary 11 of [12], Theorem 3.3 of [43]). Let q be an even integer and m be a positive integer. Let

$$\begin{aligned} a(\mathbf{x}) &= \frac{q}{2} \sum_{k=1}^{m-1} x_{\pi(k)} x_{\pi(k+1)} + \sum_{k=1}^m c_k x_k + c, \\ b(\mathbf{x}) &= a(\mathbf{x}) + \frac{q}{2} x_{\pi(1)}, \quad c(\mathbf{x}) = a(\mathbf{x}) + \frac{q}{2} x_m, \end{aligned}$$

where π is a permutation of $\{1, 2, \dots, m\}$ and $\mathbf{x} \in \mathbb{Z}_q^m$, $c_k, c \in \mathbb{Z}_q$. Then $(\psi(\mathbf{a}), \psi(\mathbf{b}))$ and $(\psi(\mathbf{a}), \psi(\mathbf{c}))$ are GCPs of length 2^m .

Definition 2. Let $\mathcal{S} = \{\mathcal{S}_1, \mathcal{S}_2, \dots, \mathcal{S}_K\}$, where each $\mathcal{S}_k = \{\mathbf{s}_{k,1}, \mathbf{s}_{k,2}, \dots, \mathbf{s}_{k,M}\}$ ($1 \leq k \leq K$) be a ZCC consisting of M length- L sequences. \mathcal{S} is called a (K, M, L, Z) -ZCCS if

$$C_{\mathcal{S}_i, \mathcal{S}_k}(u) = 0, \quad \forall 1 \leq i \neq k \leq K \text{ and } |u| \leq Z.$$

In particular, when $Z = L$, it is called a (K, M, L) -mutually orthogonal complementary code set (MOCCS).

The following lemma is about the upper bound of the flock size of ZCCS, which was proposed in [16].

Lemma 2. ([16], [44]) Any unimodular (K, M, L, Z) -ZCCS $\mathcal{S} = \{\mathcal{S}_1, \mathcal{S}_2, \dots, \mathcal{S}_K\}$ satisfies $K \leq \left\lfloor \frac{ML}{Z+1} \right\rfloor$, where $\mathcal{S}_k = \{\mathbf{s}_{k,1}, \mathbf{s}_{k,2}, \dots, \mathbf{s}_{k,M}\}$ and $\mathbf{s}_{k,m} = (s_{k,m}(0), s_{k,m}(1), \dots, s_{k,m}(L-1))$ ($1 \leq k \leq K, 1 \leq m \leq M$). In particular, when $K = \left\lfloor \frac{ML}{Z+1} \right\rfloor$, \mathcal{S} is called an optimal (K, M, L, Z) -ZCCS.

D. Introduction to GSM

We consider a single-carrier GSM (SC-GSM) systems with N_t TA elements, N_r receive antennas (RAs) and N_{active} transmit RF chains over frequency-selective channels. Moreover, we consider a QAM/PSK modulation with constellation size of \mathcal{M}_{GSM} . An $N_{\text{active}} \times N_t$ switch connects the RF chains to the TAs. In a given channel use, each user selects N_{active} in N_t TAs, and transmit N_{active} symbols from a QAM/PSK modulation alphabet \mathbb{A} on the selected antennas. The remaining $N_t - N_{\text{active}}$ antennas remain silent. Fig. 1 shows the GSM transmitter at the user terminal. Over each time-slot k , there are $\left\lfloor \log_2 \binom{N_t}{N_{\text{active}}} \right\rfloor + \left\lfloor \log_2 |\mathbb{A}| \right\rfloor$ bits, denoted by \mathbf{b} , conveyed by a GSM transmitter. Specially, $\left\lfloor \log_2 \binom{N_t}{N_{\text{active}}} \right\rfloor$ bits, denoted by \mathbf{b}_1 , are used to active TAs $i_1, i_2, \dots, i_{N_{\text{active}}}$ and $N_{\text{active}} \left\lfloor \log_2 |\mathbb{A}| \right\rfloor$ bits, are conveyed through modulation symbols sent through the N_{active} active antennas. Details of GSM transmit principle can be found in [45].

Example 1. Consider an SC-GSM system with $N_{\text{active}} = 2$ RF chains and $N_t = 5$ TAs using BPSK modulation $\mathcal{M}_{\text{GSM}} = 2$. Two out of the five antennas are selected using $\left\lfloor \log_2 \binom{5}{2} \right\rfloor = 3$ information bits. The mapping of information bits to active antennas indices in GSM is described below. The following 10 activation patterns are possible:

$$\begin{aligned} &(1, 1, 0, 0, 0)^T, (0, 0, 1, 1, 0)^T, (1, 0, 1, 0, 0)^T, (0, 1, 0, 1, 0)^T, \\ &(1, 0, 0, 1, 0)^T, (0, 1, 1, 0, 0)^T, (0, 0, 0, 1, 1)^T, (1, 0, 0, 0, 1)^T, \\ &(0, 1, 0, 0, 1)^T, (0, 0, 1, 0, 1)^T, \end{aligned}$$

where “1” in a coordinate indicates that the antenna corresponding to that coordinate is active and “0”

indicates that the corresponding antenna is silent. While out of these possible activation patterns, only $2^{\left\lfloor \log_2 \binom{5}{2} \right\rfloor} = 8$ activation pattern are needed for signaling. Let the set of chosen activation patterns be $\mathcal{S} = \{(1, 1, 0, 0, 0)^T, (0, 0, 1, 1, 0)^T, (1, 0, 1, 0, 0)^T, (0, 1, 0, 1, 0)^T, (1, 0, 0, 1, 0)^T, (0, 1, 1, 0, 0)^T, (0, 0, 0, 1, 1)^T, (1, 0, 0, 0, 1)^T\}$. A mapping between combinations of 3 information bits to activation pattern in \mathcal{S} is shown in Table I. For illustration purpose, we consider natural mapping for BPSK modulation. Suppose each SC-GSM block constitutes 4 GSM symbols. Suppose further these symbols correspond to 16 message bits (1001111011000100), with symbols $\mathbf{b}(1) = (1001)$, $\mathbf{b}(2) = (1110)$, $\mathbf{b}(3) = (1100)$ and $\mathbf{b}(4) = (0100)$. Taking the first GSM symbol for example, we have $\mathbf{b}(1) = (\mathbf{b}_1(1), \mathbf{b}_2(1))$ where $\mathbf{b}_1(1) = (100)$ and $\mathbf{b}_2(1) = (1)$. This means that during the first time-slot, the first and forth TAs are activated for the sending of BPSK symbol $w_1^2 = -1$. Then, the first GSM symbol can be written as $\mathbf{d}_1 = (-1, 0, 0, -1, 0)^T$. The entire SC-GSM block can be expressed by the sparse matrix as follows.

$$(\mathbf{d}_1, \mathbf{d}_2, \mathbf{d}_3, \mathbf{d}_4) = \begin{pmatrix} -1 & 1 & 0 & 1 \\ 0 & 0 & 0 & 0 \\ 0 & 0 & 0 & 1 \\ -1 & 0 & 1 & 0 \\ 0 & 1 & 1 & 0 \end{pmatrix}.$$

Note that if SM is used instead with the same modulation order, the number of transmit antennas must be increased to eight to maintain the same spectral efficiency.

TABLE I
MAPPING BETWEEN INFORMATION BITS AND ANTENNA ACTIVATION PATTERNS IN GSM FOR $N_t = 5, N_{\text{active}} = 2$

Information bits	Antenna activation pattern
000	$(1, 1, 0, 0, 0)^T$
001	$(0, 0, 1, 1, 0)^T$
010	$(1, 0, 1, 0, 0)^T$
011	$(0, 1, 0, 1, 0)^T$
100	$(1, 0, 0, 1, 0)^T$
101	$(0, 1, 1, 0, 0)^T$
110	$(0, 0, 0, 1, 1)^T$
111	$(1, 0, 0, 0, 1)^T$

III. SYMMETRICAL Z -COMPLEMENTARY CODE SETS: PROPERTIES AND CONSTRUCTIONS

This section presents the properties and constructions of SZCCSs. The definition and some properties of SZCCSs are as follows.

Definition 3. For a positive integer Z , $\mathcal{S} = \{\mathcal{S}_1, \mathcal{S}_2, \dots, \mathcal{S}_K\}$ is called a (K, M, L, Z) -symmetrical Z -complementary code

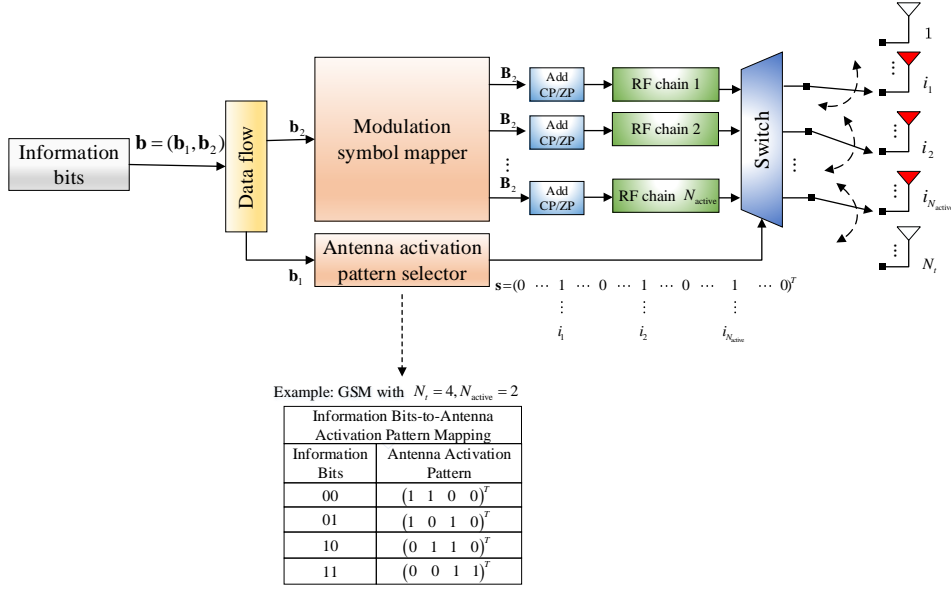


Fig. 1. GSM transmitter

set (SZCCS) where $\mathcal{S}_k = \{\mathbf{s}_{k,1}, \mathbf{s}_{k,2}, \dots, \mathbf{s}_{k,M}\}$ and $\mathbf{s}_{k,m} = (s_{k,m}(0), s_{k,m}(1), \dots, s_{k,m}(L-1))$ ($1 \leq k \leq K, 1 \leq m \leq M$), if \mathcal{S} satisfies the following conditions:

C1: $C_{\mathcal{S}_k}(u) = 0$, for $|u| \in \mathcal{T}_1 \cup \mathcal{T}_2$;

C2: $C_{\mathcal{S}_k, \mathcal{S}_j}(u) = 0$, for $k \neq j$ and $|u| \in \mathcal{T}_1 \cup \mathcal{T}_2 \cup \{0\}$;

where $\mathcal{T}_1 = \{1, 2, \dots, Z\}$ and $\mathcal{T}_2 = \{L - Z, L + 1 - Z, \dots, L - 1\}$. Note that SZCCS considers the cross-correlation function sum between the different ZCS, however, the cross Z-complementary pair (CZCP) proposed in [1] is characterized by the cross-correlation function sum of the sequences in a same ZCP.

Fig. 2 illustrates the correlation properties of (K, M, L, Z) -SZCCS which shows that there are ZCZs at both the front and tail of auto- or cross- correlation sums. Note that when $Z \geq \frac{L-1}{2}$, a (K, M, L, Z) -SZCCS reduces to a (K, M, L) -MOCCS defined in **Definition 2**. Hence, the following theorem is straightforward from **Lemma 2**.

Theorem 1. Any unimodular (K, M, L, Z) -SZCCS $\mathcal{S} = \{\mathcal{S}_1, \mathcal{S}_2, \dots, \mathcal{S}_K\}$ satisfies $K \leq \lfloor \frac{ML}{Z+1} \rfloor$, where $\mathcal{S}_k = \{\mathbf{s}_{k,1}, \mathbf{s}_{k,2}, \dots, \mathbf{s}_{k,M}\}$ and $\mathbf{s}_{k,m} = (s_{k,m}(0), s_{k,m}(1), \dots, s_{k,m}(L-1))$ ($l \leq k \leq K, 1 \leq m \leq M$). In particular, when $K = \lfloor \frac{ML}{Z+1} \rfloor$, \mathcal{S} is called an optimal (K, M, L, Z) -SZCCS. Note that if \mathcal{S} is called an optimal SZCCS, it is also an optimal ZCCS.

Corollary 1. For any (K, M, L, Z) -SZCCS $\mathcal{S} = \{\mathcal{S}_1, \mathcal{S}_2, \dots, \mathcal{S}_K\}$ where $\mathcal{S}_k = \{\mathbf{s}_{k,1}, \mathbf{s}_{k,2}, \dots, \mathbf{s}_{k,M}\}$ and $\mathbf{s}_{k,m} = (s_{k,m}(0), s_{k,m}(1), \dots, s_{k,m}(L-1))$ ($1 \leq k \leq K, 1 \leq m \leq M$), it has the following properties:

P1: $\tilde{\mathcal{S}} = \{c_1 \mathcal{S}_1, c_2 \mathcal{S}_2, \dots, c_K \mathcal{S}_K\}$ is also a (K, M, L, Z) -SZCCS, where $c_k \in \mathbb{C}$ ($1 \leq k \leq K$) is nonzero and

P2: $\overleftarrow{\mathcal{S}} = \{\overleftarrow{\mathcal{S}}_1, \overleftarrow{\mathcal{S}}_2, \dots, \overleftarrow{\mathcal{S}}_K\}$ is also a (K, M, L, Z) -SZCCS, where $\overleftarrow{\mathcal{S}}_k = \{\overleftarrow{\mathbf{s}}_{k,1}, \overleftarrow{\mathbf{s}}_{k,2}, \dots, \overleftarrow{\mathbf{s}}_{k,M}\}$ and $\overleftarrow{\mathbf{s}}_{k,m} = (s_{k,m}(L-1), s_{k,m}(L-2), \dots, s_{k,m}(0))$ ($1 \leq m \leq M$).

Note that if \mathcal{S} is optimal, $\tilde{\mathcal{S}}$ and $\overleftarrow{\mathcal{S}}$ are also optimal.

Proof. The proof is straightforward according the definitions of AAC, ACC and SZCCS, so we omit it here. \square

A. A construction of optimal SZCCS

Theorem 2. Let q be an even integer, $m \geq 4$ and $L = 2^m$, and let

$$f(\mathbf{x}) = \frac{q}{2} \sum_{s=1}^{m-2} x_{\pi(s)} x_{\pi(s+1)} + \sum_{s=1}^m \mu_s x_s + \mu,$$

$$a_k(\mathbf{x}) = f(\mathbf{x}) + d_1^k \left(\frac{q}{2} x_{\pi(m-2)} + \frac{q}{2} x_{\pi(m-2)} x_{\pi(m)} \right)$$

$$+ d_2^k \left(\frac{q}{2} x_{\pi(m-1)} + \frac{q}{2} x_{\pi(m-2)} x_{\pi(m)} \right)$$

$$+ d_3^k \left(\frac{q}{2} x_{\pi(m)} + \frac{q}{2} x_{\pi(m-1)} x_{\pi(m)} \right)$$

$$+ d_4^k \left(\frac{q}{2} x_{\pi(m-1)} + \frac{q}{2} x_{\pi(m-2)} x_{\pi(m)} \right)$$

$$+ \frac{q}{2} x_{\pi(m-1)} x_{\pi(m)},$$

$$b_k(\mathbf{x}) = a_k(\mathbf{x}) + \frac{q}{2} x_{\pi(1)},$$

where $\mathbf{x} \in \mathbb{Z}_q^m$, μ, μ_s are any given elements in \mathbb{Z}_q , π is a permutation of the symbols $\{1, 2, \dots, m\}$ with $\{\pi(m-1), \pi(m)\} = \{m-1, m\}$ and $(\mathbf{D}_k = (d_1^k, d_2^k, d_3^k, d_4^k))_{k=1}^8 = ((0, 0, 0, 0), (1, 0, 1, 0), (1, 1, 0, 0), (0, 1, 1, 0), (0, 0, 0, 1),$

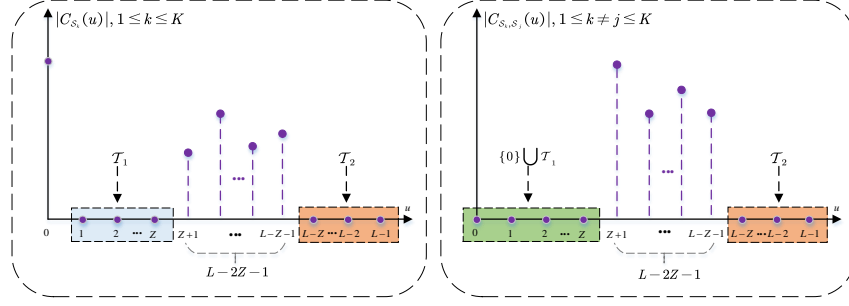


Fig. 2. The correlation properties of (K, M, L, Z) -SZCCS

$(1, 0, 1, 1), (1, 1, 0, 1), (0, 1, 1, 1)$). Then, the set

$$\mathcal{S} = \{\mathcal{S}_k = \{\psi(\mathbf{a}_k), \psi(\mathbf{b}_k)\} : k \in \{1, 2, \dots, 8\}\}$$

is an optimal $(8, 2, 2^m, 2^{m-2} - 1)$ -SZCCS.

Proof. See Appendix A. \square

Example 2. For $q = 2$ and $m = 4$, let π be a permutation of $\{1, 2, 3, 4\}$ with $\pi(i) = i$ for $1 \leq i \leq 4$, and $f(\mathbf{x}) = \sum_{k=1}^2 x_k x_{k+1}$. Table II shows $(|C_{S_i, S_j}(u)|)_{u=0}^{15} = (\rho_{\psi(\mathbf{a}_i), \psi(\mathbf{a}_j)}(u) + \rho_{\psi(\mathbf{b}_i), \psi(\mathbf{b}_j)}(u))_{u=0}^{15}$ ($1 \leq i, j \leq 8$). It is clear that $\mathcal{S} = \{\mathcal{S}_k = \{\psi(\mathbf{a}_k), \psi(\mathbf{b}_k)\} : k \in \{1, 2, \dots, 8\}\}$ is an optimal $(8, 2, 16, 3)$ -SZCCS.

However, the sequence length of the proposed optimal SZCCS is limited to a power-of-two. The following subsection shows two constructions of SZCCSs, which are not optimal but the sequence lengths of them are non-power-of-two.

B. Two construction of SZCCS with non-power-of-two lengths

Theorem 3. Let q be an even integer, $m \geq 3$, $1 \leq v < m - 1$ and $L = 2^{m-1} + 2^v$, and let

$$g(\mathbf{x}) = \frac{q}{2} \sum_{s=1}^{m-2} x_{\pi(s)} x_{\pi(s+1)} + \sum_{s=1}^{m-1} \lambda_s x_{\pi(s)} x_m + \sum_{s=1}^m \mu_s x_s + \mu,$$

$$a_k(\mathbf{x}) = g(\mathbf{x}) + \frac{q}{2}(k-1)(x_{m-1} + x_m x_{\pi(v)}),$$

$$b_k(\mathbf{x}) = a_k(\mathbf{x}) + \frac{q}{2} x_{\pi(1)},$$

$$c_k(\mathbf{x}) = a_k(\mathbf{x}) + \frac{q}{2} x_m,$$

$$d_k(\mathbf{x}) = c_k(\mathbf{x}) + \frac{q}{2} x_{\pi(1)},$$

where $\mathbf{x} \in \mathbb{Z}_2^m$, $k \in \{1, 2\}$, λ_s, μ, μ_s are any given elements in \mathbb{Z}_q , and π is a permutation of the symbols $\{1, 2, \dots, m\}$ with $\{\pi(1), \pi(2), \dots, \pi(v)\} = \{1, 2, \dots, v\}$ and $\pi(m) = m$. Then, the sets $\mathcal{S} = \{\mathcal{S}_k = \{\psi(\mathbf{a}_k), \psi(\mathbf{b}_k)\} : k = 1, 2\}$ and $\mathcal{S}' = \{\mathcal{S}'_k = \{\psi(\mathbf{c}_k), \psi(\mathbf{d}_k)\} : k = 1, 2\}$ are $(2, 2, 2^{m-1} + 2^v, 2^v - 1)$ -SZCCSs.

Proof. The proof of **Theorem 3** is similar with that of **Theorem 2**, so we omit it here. \square

Example 3. For $q = 2$ and $m = 5$, let π be a permutation of $\{1, 2, \dots, 5\}$ with $\pi(i) = i$ for $1 \leq i \leq 5$, and $g(\mathbf{x}) = \sum_{k=1}^3 x_k x_{k+1}$. Then, we have

1) when $v = 1$,

$$(C_{S_1}(u))_{u=0}^{17} = (36, \mathbf{0}_3, -4, \mathbf{0}_3, 4, \mathbf{0}_3, 4, \mathbf{0}_3, 4, 0),$$

$$(C_{S_2}(u))_{u=0}^{17} = (36, 0, -4, \mathbf{0}_3, -4, \mathbf{0}_3, -4, \mathbf{0}_3, 4, \mathbf{0}_3),$$

$$(C_{S_1, S_2}(u))_{u=0}^{17} = (\mathbf{0}_2, 4, \mathbf{0}_3, 4, \mathbf{0}_3, -4, \mathbf{0}_3, 4, \mathbf{0}_3),$$

so $\{\mathcal{S}_1, \mathcal{S}_2\}$ is a $(2, 2, 18, 1)$ -SZCCS;

2) when $v = 2$,

$$(C_{S_1}(u))_{u=0}^{20} = (40, \mathbf{0}_7, 8, \mathbf{0}_7, 8, \mathbf{0}_3),$$

$$(C_{S_2}(u))_{u=0}^{20} = (40, \mathbf{0}_3, 8, \mathbf{0}_7, 8, \mathbf{0}_7),$$

$$(C_{S_1, S_2}(u))_{u=0}^{20} = (\mathbf{0}_4, -8, \mathbf{0}_7, 8, \mathbf{0}_7),$$

so $\{\mathcal{S}_1, \mathcal{S}_2\}$ is a $(2, 2, 20, 3)$ -SZCCS;

3) when $v = 3$,

$$(C_{S_1}(u))_{u=0}^{24} = (48, \mathbf{0}_{15}, 16, \mathbf{0}_7),$$

$$(C_{S_2}(u))_{u=0}^{24} = (48, \mathbf{0}_7, -16, \mathbf{0}_{15}),$$

$$(C_{S_1, S_2}(u))_{u=0}^{24} = (\mathbf{0}_8, 16, \mathbf{0}_{15}),$$

so $\{\mathcal{S}_1, \mathcal{S}_2\}$ is a $(2, 2, 24, 7)$ -SZCCS.

Theorem 4. Let q, v be an even integers with $m \geq 4, v \leq m - 2$ and $L = 2^{m-1} + 2^v$, and let

$$f(\mathbf{x}) = \frac{q}{2} \sum_{s=1}^{m-2} x_{\pi(s)} x_{\pi(s+1)} + \sum_{s=1}^{m-1} \lambda_s x_{\pi(s)} x_m + \sum_{s=1}^m \mu_s x_s + \mu,$$

$$a_k(\mathbf{x}) = f(\mathbf{x}) + d_1^k \left(\frac{q}{2} x_{\pi(v-1)} + \frac{q}{2} x_{\pi(v-1)} x_m \right)$$

$$+ d_2^k \left(\frac{q}{2} x_v + \frac{q}{2} x_{\pi(v-1)} x_m \right)$$

$$+ d_3^k \left(\frac{q}{2} x_{v+1} + \frac{q}{2} x_{\pi(v)} x_m \right),$$

$$b_k(\mathbf{x}) = a_k(\mathbf{x}) + \frac{q}{2} x_{\pi(1)},$$

TABLE II
 $\mathbf{C} = \left((C_{S_i, S_j}(u))_{u=0}^{10} \right)$ IN EXAMPLE 2

$\begin{matrix} C \\ j \\ i \end{matrix}$	1	2	3	4	5	6	7	8
1	$(32, 0, 7, 16, 0, 7)$	$(0, 4, 24, 0, 7, 8, 0, 3)$ $(32, 0, 7, 16, 0, 7)$	$(0, 4, -8, 0, 11)$	$(0, 12, 8, 0, 3)$	$(0, 12, 8, 0, 3)$	$(0, 4, 8, 0, 11)$	$(0, 4, 8, 0, 11)$	$(0, 8, 16, 0, 7)$
2	$(0, 4, 24, 0, 7, 8, 0, 3)$	$(32, 0, 7, 16, 0, 7)$	$(0, 12, 8, 0, 3)$	$(0, 4, 8, 0, 11)$	$(0, 4, 8, 0, 11)$	$(0, 12, 8, 0, 3)$	$(0, 8, 16, 0, 7)$	$(0, 12, 8, 0, 3)$
3	$(0, 12, 8, 0, 3)$	$(0, 4, 8, 0, 11)$	$(32, 0, 3, 8, 0, 7, 8, 0, 3)$	$(0, 8, 16, 0, 7)$	$(0, 4, 16, 0, 3, 16, 0, 7)$	$(0, 4, 8, 0, 7, 8, 0, 3)$	$(0, 4, 8, 0, 11)$	$(0, 4, 16, 0, 7, 8, 0, 3)$
4	$(0, 4, 8, 0, 11)$	$(0, 12, 8, 0, 3)$	$(0, 8, 16, 0, 7)$	$(32, 0, 3, 8, 0, 7, 8, 0, 3)$	$(0, 4, 8, 0, 11)$	$(0, 4, 16, 0, 3, 16, 0, 7)$	$(0, 4, 16, 0, 7, 8, 0, 3)$	$(0, 4, -8, 0, 11)$
5	$(0, 4, 8, 0, 11)$	$(0, 12, 8, 0, 3)$	$(0, 4, 16, 0, 3, 16, 0, 7)$	$(0, 4, 8, 0, 11)$	$(32, 0, 3, 8, 0, 7, 8, 0, 3)$	$(0, 8, 16, 0, 7)$	$(0, 4, 16, 0, 7, 8, 0, 3)$	$(0, 4, 8, 0, 11)$
6	$(0, 12, 8, 0, 3)$	$(0, 4, 8, 0, 11)$	$(0, 4, 8, 0, 7, 8, 0, 3)$	$(0, 4, 16, 0, 3, 16, 0, 7)$	$(0, 8, 16, 0, 7)$	$(32, 0, 3, 8, 0, 7, 8, 0, 3)$	$(0, 4, 8, 0, 11)$	$(0, 4, 16, 0, 7, 8, 0, 3)$
7	$(0, 4, 8, 0, 7, 8, 0, 3)$	$(0, 8, 16, 0, 7)$	$(0, 4, 16, 0, 7, 8, 0, 3)$	$(0, 4, 8, 0, 11)$	$(0, 4, 8, 0, 11)$	$(0, 4, 16, 0, 7, 8, 0, 3)$	$(32, 0, 7, 16, 0, 7)$	$(0, 4, 8, 0, 7, 8, 0, 3)$
8	$(0, 8, 16, 0, 7)$	$(0, 4, 8, 0, 7, 8, 0, 3)$	$(0, 4, 8, 0, 11)$	$(0, 4, 16, 0, 7, 8, 0, 3)$	$(0, 4, 16, 0, 7, 8, 0, 3)$	$(0, 4, 8, 0, 11)$	$(0, 4, 8, 0, 7, 8, 0, 3)$	$(32, 0, 7, 16, 0, 7)$

where $\mathbf{x} \in \mathbb{Z}_2^m$, λ_s, μ, μ_s are any given elements in \mathbb{Z}_q , π is a permutation of the symbols $\{1, 2, \dots, m\}$ with $\{\pi(1), \pi(2), \dots, \pi(v)\} = \{1, 2, \dots, v\}$ and

$$\left((d_1^k, d_2^k, d_3^k) \right)_{k=1}^4 = ((0, 0, 0), (1, 0, 1), (1, 1, 0), (0, 1, 1)).$$

Then, the set $\mathcal{S} = \{\mathcal{S}_k = \{\psi(\mathbf{a}_k), \psi(\mathbf{b}_k)\} : k \in \{1, 2, 3, 4\}\}$ is $(4, 2, 2^{m-1} + 2^v, 2^{v-1} - 1)$ -SZCCS.

Proof. The proof of **Theorem 4** is similar with that of **Theorem 2**, so we omit it here. \square

IV. OPTIMAL TRAINING DESIGN USING SZCCSS FOR BROADBAND GSM SYSTEMS

In this section, based on a generic training-based SC-MIMO transmission structure, we first present a GSM training framework using sparse matrices and derive the correlation properties of the row sequences of such a sparse matrix. Then, we show that the SZCCSSs (proposed in Section III) can be utilized as a key component in optimal GSM training design.

We consider a generic training-based SC-MIMO training structure with a length- λ cyclic prefix (CP) and N_t TAs over quasi-static frequency-selective channel. We denote the channel impulse response (CIR) from the n -th ($1 \leq n \leq N_t$) transmit antenna to the receiver as $\mathbf{h}_n = (h_{n,0}, h_{n,1}, \dots, h_{n,\lambda})^T$ where $h_{n,l}$ ($0 \leq l \leq \lambda$) is the channel coefficient of the l -th path. Note that there is a training sequence followed by data payload in each block at a TA and CP is placed at the front of the training sequence. Let $\mathbf{x}_n = (x_{n,0}, x_{n,1}, \dots, x_{n,L-1})$ be the training sequence transmitted over the n -th TA. We assume that all the training sequences have identical energy of E . Then, the minimum MSE under LS channel estimator is achieved if and only if

$$\phi_{\mathbf{x}_i, \mathbf{x}_j}(u) = \begin{cases} E, & \text{if } i = j, u = 0, \\ 0, & \text{if } i \neq j, 0 \leq u \leq \lambda \\ & \text{or } i = j, 1 \leq u \leq \lambda, \end{cases} \quad (4)$$

with

$$\text{minimum MSE} = \frac{\sigma_w^2}{E} \quad (5)$$

where σ_w^2 is the variance of the white complex Gaussian noise [1]. From now on, Eq. (4) is referred as the optimal condition of GSM training sequences under LS channel estimator.

A. Proposed Training Framework For Broadband GSM Systems

We define the training matrix Ω as follows

$$\Omega = \begin{pmatrix} \mathbf{x}_1 \\ \mathbf{x}_2 \\ \vdots \\ \mathbf{x}_{N_t} \end{pmatrix} = \begin{pmatrix} x_{1,0} & x_{1,1} & \cdots & x_{1,L-1} \\ x_{2,0} & x_{2,1} & \cdots & x_{2,L-1} \\ \vdots & \vdots & \ddots & \vdots \\ x_{N_t,0} & x_{N_t,1} & \cdots & x_{N_t,L-1} \end{pmatrix}_{N_t \times L}.$$

Note that in GSM system, there are N_{active} TAs activated over every time-slot. Hence, Ω should be a sparse matrix where each training sequence \mathbf{x}_n ($1 \leq n \leq N_t$) has $Q = L / \lceil N_t / N_{\text{active}} \rceil$ non-zero entries. In this paper, we consider the non-zero entries having identical magnitude of 1, and each training sequence has energy of $E = Q$.

Let $N_t = nN_{\text{active}} + p$ where n, p are integers with $0 \leq n \leq D = \lfloor N_t / N_{\text{active}} \rfloor$, $0 \leq p \leq N_{\text{active}} - 1$, and $d = \lceil p / N_{\text{active}} \rceil$. Let $\mathcal{S} = \{\mathcal{S}_1, \mathcal{S}_2, \dots, \mathcal{S}_{N_{\text{active}}}\}$ be a set of sequence sets, where $\mathcal{S}_k = \{\mathbf{s}_{k,1}, \mathbf{s}_{k,2}, \dots, \mathbf{s}_{k,D+d}\}$ and $\mathbf{s}_{k,m} = (s_{k,m}(0), s_{k,m}(1), \dots, s_{k,m}(Q-1))$ for $1 \leq k \leq N_{\text{active}}$ and $1 \leq m \leq D+d$. For $1 \leq m \leq D$, define

$$\mathcal{X}_m = \begin{pmatrix} \mathbf{s}_{1,m} \\ \mathbf{s}_{2,m} \\ \vdots \\ \mathbf{s}_{N_{\text{active}},m} \end{pmatrix}_{N_{\text{active}} \times Q}.$$

If $d \neq 0$, it is clear that $d = 1$ and let

$$\mathcal{X}_{D+1} = \begin{pmatrix} \mathbf{s}_{1,D+1} \\ \mathbf{s}_{2,D+1} \\ \vdots \\ \mathbf{s}_{N_t - D \cdot N_{\text{active}}, D+1} \end{pmatrix}_{N_t - D \cdot N_{\text{active}} \times Q},$$

and then define

$$\Omega = \begin{pmatrix} T^0 (\mathcal{X}_1 \mathbf{0}_{N_{\text{active}} \times (D+d-1)Q}) \\ T^Q (\mathcal{X}_2 \mathbf{0}_{N_{\text{active}} \times (D+d-1)Q}) \\ \vdots \\ T^{(D+d-1)Q} (\mathcal{X}_{D+d} \mathbf{0}_{N_{\text{active}} \times (D+d-1)Q}) \end{pmatrix}_{N_t \times L}.$$

An example of training matrix Ω having $N_t = 4$, $N_{\text{active}} = 2$ and $L = 2Q$ is shown below,

$$\Omega = \begin{pmatrix} \mathbf{s}_{1,1} & \mathbf{0} \\ \mathbf{s}_{2,1} & \mathbf{0} \\ \mathbf{0} & \mathbf{s}_{1,2} \\ \mathbf{0} & \mathbf{s}_{2,2} \end{pmatrix}_{4 \times 2Q},$$

where $\mathbf{0}$ denotes $\mathbf{0}_{1 \times Q}$. Clearly, $\phi_{\mathbf{x}_1, \mathbf{x}_2}(u)$ and $\phi_{\mathbf{x}_3, \mathbf{x}_4}(u)$ are nonzero for $0 \leq u \leq Q - 1$, and $\phi_{\mathbf{x}_1, \mathbf{x}_3}(u), \phi_{\mathbf{x}_1, \mathbf{x}_4}(u), \phi_{\mathbf{x}_2, \mathbf{x}_3}(u)$ and $\phi_{\mathbf{x}_2, \mathbf{x}_4}(u)$ are nonzero for $1 \leq u \leq Q - 1$.

This implies that Ω cannot satisfy the optimal condition of GSM training sequences as Eq. (4).

To solve this problem, we consider $\mathcal{S}^j = \{\mathcal{S}_1^j, \mathcal{S}_2^j, \dots, \mathcal{S}_{N_{r,f}}^j\}$ ($1 \leq j \leq J$) be J sets of sequence sets, where $\mathcal{S}_k^j = \{\mathbf{s}_{k,1}^j, \mathbf{s}_{k,2}^j, \dots, \mathbf{s}_{k,M}^j\}$ and $\mathbf{s}_{k,m}^j = (s_{k,m}^j(0), s_{k,m}^j(1), \dots, s_{k,m}^j(\theta - 1))$ is an unimodular sequence of length θ for $1 \leq k \leq N_{r,f}$ and $1 \leq m \leq M$, and the training matrix Ω with the following structure,

$$\Omega = (\Omega_1, \mathbf{0}_{N_t \times \lambda}, \Omega_2, \mathbf{0}_{N_t \times \lambda}, \dots, \Omega_J, \mathbf{0}_{N_t \times \lambda}), \quad (6)$$

$$\Omega_j = \begin{pmatrix} T^0 (\mathcal{X}_1^j \mathbf{0}_{N_{r,f} \times (N_t / N_{r,f} - 1)\theta}) \\ T^\theta (\mathcal{X}_2^j \mathbf{0}_{N_{r,f} \times (N_t / N_{r,f} - 1)\theta}) \\ \vdots \\ T^{(D+d-1)\theta} (\mathcal{X}_{D+d}^j \mathbf{0}_{N_{r,f} \times (D+d-1)\theta}) \end{pmatrix}_{N_t \times (D+d)\theta}$$

where for $1 \leq n \leq D$

$$\mathcal{X}_n^j = \begin{pmatrix} \mathbf{s}_{1,n}^j \\ \mathbf{s}_{2,n}^j \\ \vdots \\ \mathbf{s}_{N_{\text{active}},n}^j \end{pmatrix}_{N_{\text{active}} \times \theta},$$

and if $d = 1$, i.e., N_t is not divisible by N_{active} ,

$$\mathcal{X}_{D+1}^j = \begin{pmatrix} \mathbf{s}_{1,D+1}^j \\ \mathbf{s}_{2,D+1}^j \\ \vdots \\ \mathbf{s}_{N_t - D \cdot N_{\text{active}}, D+1}^j \end{pmatrix}_{(N_t - D \cdot N_{\text{active}}) \times \theta},$$

with $J \geq 2$ is a positive integer and $\mathbf{0}_{N_t \times \lambda}$ in Eq. (6) is called the λ -length zero-time slot of Ω . Note that $(D+d)J\theta + \lambda J = L$ and $J\theta = Q$. We define a characteristic matrix Ψ corresponding to Ω as

$$\Psi = (\Psi_1, \mathbf{0}_{N_t \times \lambda}, \Psi_2, \mathbf{0}_{N_t \times \lambda}, \dots, \Psi_J, \mathbf{0}_{N_t \times \lambda}),$$

where $\Psi_j = \begin{pmatrix} \mathcal{X}_1^j \\ \mathcal{X}_2^j \\ \vdots \\ \mathcal{X}_{D+d}^j \end{pmatrix}$ is the characteristic matrix of Ω_j ($1 \leq j \leq J$). One can observe that there is an one-to-one mapping for Ω_j and characteristic matrix Ψ_j , and so as Ω and Ψ . In the sequel, we sometimes write the training matrix Ω and characteristic matrix Ψ as $(N_t, N_{\text{active}}, \lambda, J, \theta) - \Omega$ and $(N_t, N_{\text{active}}, \lambda, J, \theta) - \Psi$, respectively.

Example 4. Training matrix $(4, 2, \lambda, 2, \theta) - \Omega$ for channel

estimation in GSM is shown in Fig. 3 with

$$\begin{aligned} \Omega &= \begin{pmatrix} \mathbf{s}_{1,1}^1 & \mathbf{0}_{1 \times \theta} & \mathbf{0}_{1 \times \lambda} & \mathbf{s}_{1,1}^2 & \mathbf{0}_{1 \times \theta} & \mathbf{0}_{1 \times \lambda} \\ \mathbf{s}_{2,1}^1 & \mathbf{0}_{1 \times \theta} & \mathbf{0}_{1 \times \lambda} & \mathbf{s}_{2,1}^2 & \mathbf{0}_{1 \times \theta} & \mathbf{0}_{1 \times \lambda} \\ \mathbf{0}_{1 \times \theta} & \mathbf{s}_{1,2}^1 & \mathbf{0}_{1 \times \lambda} & \mathbf{0}_{1 \times \theta} & \mathbf{s}_{1,2}^2 & \mathbf{0}_{1 \times \lambda} \\ \mathbf{0}_{1 \times \theta} & \mathbf{s}_{2,2}^1 & \mathbf{0}_{1 \times \lambda} & \mathbf{0}_{1 \times \theta} & \mathbf{s}_{2,2}^2 & \mathbf{0}_{1 \times \lambda} \end{pmatrix} \\ &= \begin{pmatrix} \mathcal{X}_1^1 & \mathbf{0}_{2 \times \theta} & \mathbf{0}_{2 \times \lambda} & \mathcal{X}_1^2 & \mathbf{0}_{2 \times \theta} & \mathbf{0}_{2 \times \lambda} \\ \mathbf{0}_{2 \times \theta} & \mathcal{X}_1^1 & \mathbf{0}_{2 \times \lambda} & \mathbf{0}_{2 \times \theta} & \mathcal{X}_2^2 & \mathbf{0}_{2 \times \lambda} \end{pmatrix}, \\ \Psi &= (\Psi_1 \mathbf{0}_{4 \times \lambda} \Psi_2 \mathbf{0}_{4 \times \lambda}) = \begin{pmatrix} \mathcal{X}_1^1 & \mathbf{0}_{2 \times \lambda} & \mathcal{X}_1^2 & \mathbf{0}_{2 \times \lambda} \\ \mathcal{X}_1^2 & \mathbf{0}_{2 \times \lambda} & \mathcal{X}_2^2 & \mathbf{0}_{2 \times \lambda} \end{pmatrix}. \end{aligned}$$

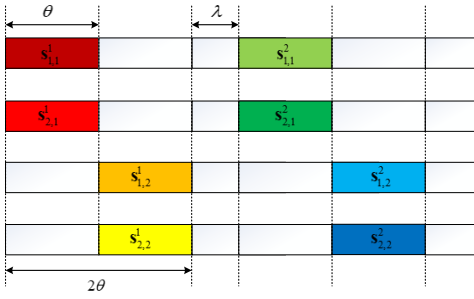


Fig. 3. Training matrix with $N_t = 4$, $N_{\text{active}} = 2$, $J = 2$, $L = 4\theta + 2\lambda$

Optimal GSM Training Design Criteria: According to Eq. (4), to make Ω to be an optimal training sequence matrix, Ω should satisfy the following three equations:

$$\sum_{j=1}^J \rho_{\mathbf{s}_{k,n}^j}(u) = 0, \quad \text{for } 1 \leq u \leq \lambda, 1 \leq k \leq N_{\text{active}}, 1 \leq n \leq N_t/N_{\text{active}}; \quad (7)$$

$$\sum_{j=1}^J \rho_{\mathbf{s}_{k,n}^j, \mathbf{s}_{k',n}^j}(u) = 0, \quad \text{for } 0 \leq |u| \leq \lambda, 1 \leq k \neq k' \leq N_{\text{active}}, \quad \text{and } 1 \leq n \leq N_t/N_{\text{active}}; \quad (8)$$

$$\sum_{j=1}^J \rho_{\mathbf{s}_{k,n+1}^j, \mathbf{s}_{k',n}^j}(\theta - u) = 0, \quad \text{for } 1 \leq u \leq \lambda, \quad \text{and } 1 \leq k \neq k' \leq N_{\text{active}}, 1 \leq n \leq N_t/N_{\text{active}} - 1. \quad (9)$$

It can be easily verified that the following remark proposed in [1] is also suitable for our proposed structure.

Remark 1. (Remark 5 of [1]) For any q -ary characteristic matrix with even q , J should be even. This implies that any binary ($q = 2$) or quaternary ($q = 4$) characteristic matrix should have even J .

Proposed Construction: Consider a $(N_t, N_{\text{active}}, \lambda, J, \theta) - \Psi$

characteristic matrix as follows.

$$\Psi = \begin{pmatrix} \Psi_1 & \mathbf{0}_{N_t \times \lambda} & \Psi_2 & \mathbf{0}_{N_t \times \lambda} & \cdots & \Psi_J & \mathbf{0}_{N_t \times \lambda} \end{pmatrix}_{N_t \times J(\theta + \lambda)}, \quad (10)$$

where

$$\Psi_j = \begin{pmatrix} \mathcal{X}_j \\ \mathcal{X}_j \\ \vdots \\ \mathcal{X}_j' \end{pmatrix}_{N_t \times \theta}, \quad \mathcal{X}_j = \begin{pmatrix} \mathbf{s}_{1,j} \\ \mathbf{s}_{2,j} \\ \vdots \\ \mathbf{s}_{N_{\text{active}},j} \end{pmatrix}_{N_{\text{active}} \times \theta},$$

and

$$\mathcal{X}_j' = \begin{pmatrix} \mathbf{s}_{1,j} \\ \mathbf{s}_{2,j} \\ \vdots \\ \mathbf{s}_{N_t - D \cdot N_{\text{active}},j} \end{pmatrix}_{(N_t - D \cdot N_{\text{active}}) \times \theta},$$

for $1 \leq j \leq J$. If the training matrix of Eq. (10) satisfies Eqs. (7)-(9), then we have

$$\sum_{j=1}^J \rho_{\mathbf{s}_{k,j}}(u) = 0,$$

for $u \in \{1, \dots, \lambda\} \cup \{\theta - \lambda, \dots, \theta - 1\}$, $1 \leq k \leq N_{\text{active}}$; (11)

$$\sum_{j=1}^J \rho_{\mathbf{s}_{k,j}, \mathbf{s}_{k',j}}(u) = 0,$$

for $u \in \{0\} \cup \{1, \dots, \lambda\} \cup \{\theta - \lambda, \dots, \theta - 1\}$, $1 \leq k \neq k' \leq N_{\text{active}}$. (12)

Combining Eqs. (11) and (12), it can be observed that $\{\mathcal{S}_1, \mathcal{S}_2, \dots, \mathcal{S}_{N_{\text{active}}}\}$ is a $(N_{r_f}, J, \theta, \lambda)$ -SZCCS, where $\mathcal{S}_k = \{\mathbf{s}_{k,1}, \mathbf{s}_{k,2}, \dots, \mathbf{s}_{k,J}\}$ ($1 \leq k \leq N_{\text{active}}$).

The characteristic matrix Ψ can be enlarged when J' is a multiple of J , i.e., $J' = tJ$ ($t \geq 1$), Ψ can be enlarged to $(N_t, K, J', \theta) - \Psi'$ as

$$\Psi' = \begin{pmatrix} \Psi & \Psi & \cdots & \Psi \end{pmatrix}_{N_t \times tJ(\theta + \lambda)}, \quad \text{with } t \times \Psi \text{ under the first } t \text{ columns.}$$

B. Minimum MSE for the Proposed Training Framework

In this subsection, we show the minimum MSE related to the sequence length of \mathcal{S} , EbN0 and the numbers of transmit antennas and activated antennas and multi-paths which are denoted by N_t , N_{active} and $\lambda + 1$, respectively, under the training framework proposed in Subsection A with each training sequence having energy E .

Note that the sequence length of training sequence is $L = \lceil N_t/N_{\text{active}} \rceil \times (\lambda + \theta)$, then, the power on per bit is

$$E_b = \frac{E}{L} = \frac{E}{\lceil N_t/N_{\text{active}} \rceil \times (\lambda + \theta)},$$

and

$$E_b N_0 = \frac{E_b}{N_0} = \frac{E}{2\sigma_\omega^2 \lceil N_t/N_{\text{active}} \rceil \times (\lambda + \theta)}, \quad (13)$$

where $N_0 = 2\sigma_\omega^2$ is the power spectral density of the white complex Gaussian noise. Combining Eqs. (5) and (13), we have that

$$\text{minimum MSE} = (2\lceil N_t/N_{\text{active}} \rceil (\lambda + \theta) E_b N_0)^{-1}. \quad (14)$$

Therefore, for given $E_b N_0$ and N_t , the minimum MSE decreases with λ and θ , and increases with N_{active} .

C. Numerical Evaluation

In this subsection, we analyse the performance of the proposed optimal SZCCS in **Theorem 2** as the training sequences for GSM systems, based on the framework proposed in the *Subsection IV-A*.

We consider a generic training-based single carrier GSM transmission structure with $N_t = 4$ transmit antennas, 1 receive antenna and $N_{\text{active}} = 2$ RF chains, and a 6-path channel. In Fig. 4 we evaluate the channel estimation MSE performances of the first two sequence sets of the proposed optimal (8, 2, 32, 7)-SZCCS generated in **Example 2**, and random binary sequences of length 32 when $J = 2, 6, 18$ and the $E_b N_0$ runs over $\{0, 2, \dots, 20\}$. It can be observed that when the number of multi-paths is 6, the proposed (8, 2, 32, 7)-SZCCS can be used to design GSM training matrix which attains the MSE lower bound, which is much better than that of random binary sequences. Moreover, the MSE decreases when J increases, which can be seen as the length of training sequences increases.

Next, we evaluate the channel estimation MSE performances under different values of multi-paths at $E_b N_0$ of 16 dB with 4 transmit antennas and 2 RF chains in Fig. 5. We employ the first two sequence sets of the optimal (8, 2, 32, 7)-SZCCS constructed through **Theorem 2**, the (2, 2, 24, 7)-SZCCS in **Theorem 3** and the (2, 2, 24, 3)-SZCCS in **Theorem 4** to generate our GSM training matrices. We compare their channel estimation performances with those of (16, 8)-CZCP given in [1], the Zadoff-Chu sequence of length 32 and the binary random sequence of length 32. The characteristic matrices of sequence pair (a, b) corresponding to the training matrix are

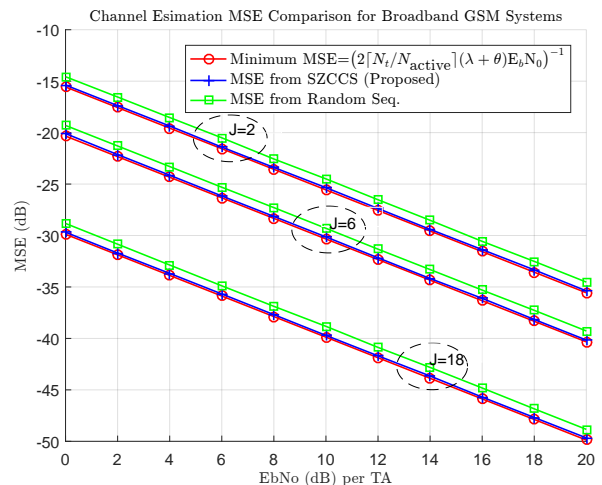


Fig. 4. MSE comparison, No. of multi-paths 6, (8, 2, 16, 7)-SZCCS with $N_t = 4$, $N_{\text{active}} = 2$ and $J \in \{2, 6, 18\}$

in the form as follows.

$$\Psi_1 = \begin{pmatrix} \mathbf{a} \\ \mathbf{b} \end{pmatrix}, \quad \Psi_2 = \begin{pmatrix} \mathbf{b} \\ \mathbf{a} \end{pmatrix}.$$

Fig. 5 shows that the MSE performances of the proposed SZCCSs are much better than those of other sequences, which can be used to design GSM training matrix which attains the MSE lower bound when the number of multi-paths $\lambda + 1$ is less than or equal to $Z + 1$. Note that the minimum MSE decreases with the number of multi-paths $\lambda + 1$, which is consistent with Eq. (14). Fig. 6 shows that the GSM training matrices

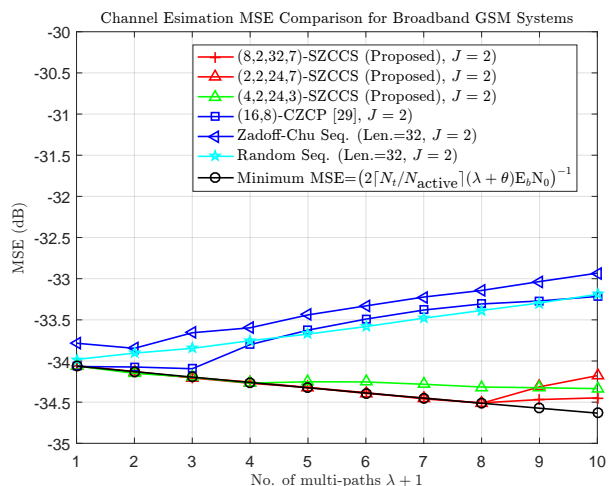


Fig. 5. MSE comparison among different sequences for various multi-paths with $N_t = 4$, $N_{\text{active}} = 2$ and $E_b N_0 = 16$ dB.

corresponding to the proposed SZCCSs attains the MSE lower bound when the number of the activated antennas N_{active} is less than or equal to the size K of the SZCCS, and the minimum MSE increases with the number of activated antennas N_{active} .

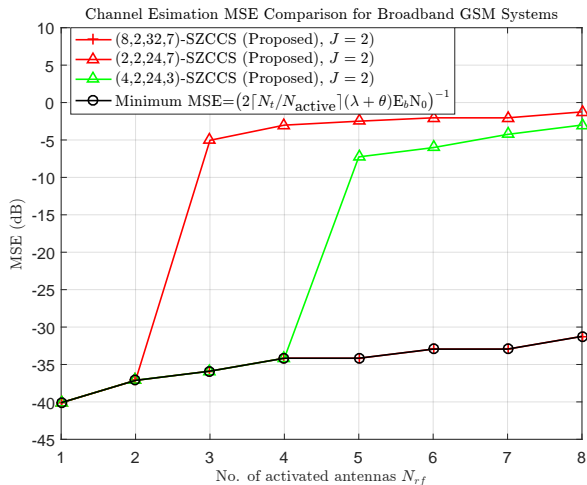


Fig. 6. MSE comparison among proposed SZCCSs for various N_{active} with $E_b N_0 = 16$ dB and $\lambda = 3$.

At last, we evaluate the channel estimation MSE performances of proposed $(8, 2, 64, 15)$ -SZCCS and $(2, 2, 48, 15)$ -SZCCS for various amounts of zero-time slots and fixed $\lambda = 15$ in Fig. 7. It shows that reducing or removing the zero-time slot has little influence on the performance of proposed SZCCSs. Hence, in practical application, the zero-time slot can be removed to reduce the length of the training sequences.

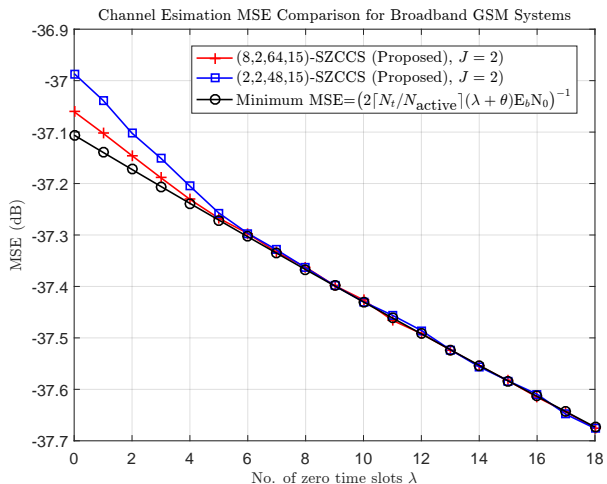


Fig. 7. MSE comparison among proposed SZCCSs for various lengths of zero-time slot with $E_b N_0 = 16$ dB and $\lambda = 15$.

V. CONCLUDING REMARKS

In this paper, we have proposed a new class of code sets called symmetrical Z-complementary code sets (SZCCSs) which is a subclass of Z-complementary code sets (ZCCSs) and include mutually orthogonal complementary code sets (MOCCSs) as special cases. Unlike the conventional ZCCSs where the the aperiodic auto-correlation (AAC) sum and

aperiodic cross-correlation (ACC) sum only have front-end ZCZs, SZCCSs have both front-end ZCZ and tail-end ZCZ properties. With the aid of generalized Boolean function, we have constructed three classes of SZCCSs including an optimal one with respect to the set size upper bound.

Moreover, we have shown that SZCCSs can be employed as training sequences for the optimal channel estimation in broadband generalised spatial modulation (GSM) systems. We point out that the training sequences for conventional multiple-input multiple-output (MIMO) systems where the number of ratio-frequency (RF) chains is the same as that of transmit antennas is inapplicable in GSM. The same may be said for spatial modulation (SM) systems with one RF chain. We presented a generic design of optimal GSM training matrix using SZCCSs, where the inter-symbol interference and inter-channel interference can be minimized by the zero AAC sums and ACC sums in front-end and tail-end ZCZs. We have shown that the designed training matrix leads to minimum channel estimation mean-squared-error in frequency-selective channels.

APPENDIX A PROOF OF THEOREM 2

Proof. According to Eq. (1) and **Definition 3**, this proof can be divided into two steps. In the first step, it should be demonstrated that

$$C_{S_k}(u) = \rho_{\psi(\mathbf{a}_k)}(u) + \rho_{\psi(\mathbf{b}_k)}(u) = 0, \quad \text{for } u \in \mathcal{T}_1 \cup \mathcal{T}_2, \quad 1 \leq k \leq 8, \quad (15)$$

where $\mathcal{T}_1 = \{1, 2, \dots, 2^{m-2} - 1\}$ and $\mathcal{T}_2 = \{2^m + 1 - 2^{m-2}, 2^m + 2 - 2^{m-2}, \dots, 2^m - 1\}$. In the second step, it needs to prove that

$$C_{S_k, S_n}(u) = \rho_{\psi(\mathbf{a}_k), \psi(\mathbf{a}_n)}(u) + \rho_{\psi(\mathbf{b}_k), \psi(\mathbf{b}_n)}(u) = 0, \quad \text{for } u \in \{0\} \cup \mathcal{T}_1 \cup \mathcal{T}_2, \quad 1 \leq k \neq n \leq 8. \quad (16)$$

For any integers i and u , let $j = i + u$; also let (i_1, i_2, \dots, i_m) and (j_1, j_2, \dots, j_m) be the binary representations of i and j , respectively. Since the proof for $k, n = 3, 4, 5, 6, 7, 9$ is similar to that of $k, n = 1, 2$, so we only discuss the cases when $k, n = 1, 2$ here.

Step 1: When $\mathbf{D}_1 = (0, 0, 0, 0)$, it is clear that $a_1(\mathbf{x}) = f(\mathbf{x})$, then, by **Lemma 1**, we have that $\mathcal{S}_1 = \{\psi(\mathbf{a}_1), \psi(\mathbf{b}_1)\}$ is a GCP of 2^m and

$$\rho_{\psi(\mathbf{a}_1)}(u) + \rho_{\psi(\mathbf{b}_1)}(u) = 0, \quad \text{for } |u| \in \{1, 2, \dots, 2^m - 1\} \supseteq \mathcal{T}_1 \cup \mathcal{T}_2.$$

When $\mathbf{D}_2 = (1, 0, 1, 0)$, then, we have

$$\begin{aligned} a_2(\mathbf{x}) &= \frac{q}{2} \sum_{s=1}^{m-2} x_{\pi(s)} x_{\pi(s+1)} + \sum_{s=1}^m \mu_s x_s + \mu \\ &\quad + \left(\frac{q}{2} x_{\pi(m-2)} + \frac{q}{2} x_{\pi(m-2)} x_{\pi(m)} \right) \\ &\quad + \left(\frac{q}{2} x_{\pi(m)} + \frac{q}{2} x_{\pi(m-1)} x_{\pi(m)} \right), \\ b_2(\mathbf{x}) &= a_2(\mathbf{x}) + \frac{q}{2} x_{\pi(1)}. \end{aligned}$$

For $u \in \mathcal{T}_1 \cup \mathcal{T}_2$, Eq. (15) can be further expressed as

$$\sum_{i=0}^{2^m-1-u} \left(\xi^{a_2(i)-a_2(j)} + \xi^{b_2(i)-b_2(j)} \right) = 0, \quad (17)$$

where

$$\begin{aligned} a_2(i) - a_2(j) &= \frac{q}{2} \sum_{s=1}^{m-2} (i_{\pi(s)} i_{\pi(s+1)} - j_{\pi(s)} j_{\pi(s+1)}) \\ &\quad + \sum_{s=1}^m \mu_s (i_s - j_s) + \frac{q}{2} (i_{\pi(m-2)} - j_{\pi(m-2)}) \\ &\quad + \frac{q}{2} (i_{\pi(m-2)} i_{\pi(m)} - j_{\pi(m-2)} j_{\pi(m)}) \\ &\quad + \frac{q}{2} (i_{\pi(m)} - j_{\pi(m)}) \\ &\quad + \frac{q}{2} (i_{\pi(m-1)} i_{\pi(m)} - j_{\pi(m-1)} j_{\pi(m)}), \\ b_2(i) - b_2(j) &= a_2(i) - a_2(j) + \frac{q}{2} (i_{\pi(1)} - j_{\pi(1)}). \end{aligned}$$

If $i_{\pi(1)} \neq j_{\pi(1)}$, it is straightforward that $\xi^{a_2(i)-a_2(j)} = -\xi^{b_2(i)-b_2(j)}$ and $\xi^{a_2(i)-a_2(j)} + \xi^{b_2(i)-b_2(j)} = 0$.

If $i_{\pi(1)} = j_{\pi(1)}$, we have $a_2(i) - a_2(j) = b_2(i) - b_2(j)$. Let t be the smallest integer such that $i_{\pi(t)} \neq j_{\pi(t)}$, obviously, $2 \leq t \leq m-2$, otherwise, since $\{\pi(1), \pi(2), \dots, \pi(m-2)\} = \{1, 2, \dots, m-2\}$, then, we have $u \in \{2^{m-2}, 2^{m-1}, 2^{m-1} + 2^{m-2}\}$, which is contradict with $u \in \mathcal{T}_1 \cup \mathcal{T}_2$. Let i' and j' be integers which are different from i and j in only one position $\pi(t-1)$, i.e., $i'_{\pi(t-1)} = 1 - i_{\pi(t-1)}$ and $j'_{\pi(t-1)} = 1 - j_{\pi(t-1)}$ respectively, and so $j' = i' + u$, $0 \leq i', j' \leq 2^m - 1$ and $i'_{\pi(1)} = j'_{\pi(1)}$. Note that

$$\begin{aligned} a_2(i') - a_2(j') &= a_2(i) - a_2(j) + \frac{q}{2} (1 - 2i_{\pi(t-1)}) i_{\pi(t)} \\ &\quad - \frac{q}{2} (1 - 2j_{\pi(t-1)}) j_{\pi(t)} \\ &\equiv a_2(i) - a_2(j) + \frac{q}{2} \pmod{q}. \end{aligned}$$

This implies $\xi^{a_2(i)-a_2(j)} + \xi^{a_2(i')-a_2(j')} = \xi^{b_2(i)-b_2(j)} + \xi^{b_2(i')-b_2(j')} = 0$. Combining these cases above, we have Eq. (17) holds.

Step 2: Eq. (16) can be further expressed as

$$\sum_{i=0}^{2^m-1-u} \left(\xi^{a_1(i)-a_2(j)} + \xi^{b_1(i)-b_2(j)} \right) = 0, \quad (18)$$

where

$$\begin{aligned} a_1(i) - a_2(j) &= \frac{q}{2} \sum_{s=1}^{m-2} (i_{\pi(s)} i_{\pi(s+1)} - j_{\pi(s)} j_{\pi(s+1)}) \\ &\quad - \frac{q}{2} j_{\pi(m-2)} - \frac{q}{2} j_{\pi(m-2)} j_{\pi(m)} - \frac{q}{2} j_{\pi(m)} \\ &\quad - \frac{q}{2} j_{\pi(m-1)} j_{\pi(m)} + \sum_{s=1}^m \mu_s (i_s - j_s), \end{aligned}$$

$$b_1(i) - b_2(j) = a_1(i) - a_2(j) + \frac{q}{2} (i_{\pi(1)} - j_{\pi(1)}).$$

For $u = 0$, then, we have $i = j$ and

$$\begin{aligned} a_1(i) - a_2(i) &= b_1(i) - b_2(i) \\ &= -\frac{q}{2} i_{\pi(m-2)} - \frac{q}{2} i_{\pi(m-2)} i_{\pi(m)} - \frac{q}{2} i_{\pi(m)} \\ &\quad - \frac{q}{2} i_{\pi(m-1)} i_{\pi(m)}. \end{aligned}$$

So, Eq. (18) can be reduced as

$$\begin{aligned} &2 \sum_{i=0}^{2^m-1-u} \left(\xi^{a_1(i)-a_2(i)} \right) \\ &= 2 \left(\sum_{i=0}^{2^{m-1}-1} (-1)^{i_{\pi(m-2)}} + \sum_{i=2^{m-1}}^{2^m-1} (-1)^{i_{\pi(m)} - i_{\pi(m-1)}} \right) \\ &= 2(0 + 0) = 0. \end{aligned}$$

With the similar argument above, we also have

$$\sum_{i=0}^{2^m-1-u} \left(\xi^{a_2(i)-a_1(j)} + \xi^{b_2(i)-b_1(j)} \right) = 0. \quad (19)$$

Combining the cases above, we can conclude that

$$\begin{aligned} C_{\mathcal{S}_k}(u) &= \rho_{\psi(\mathbf{a}_k)}(u) + \rho_{\psi(\mathbf{b}_k)}(u) = 0, \\ &\text{for } |u| \in \mathcal{T}_1 \cup \mathcal{T}_2, \quad 1 \leq k \leq 2, \end{aligned}$$

and

$$\begin{aligned} C_{\mathcal{S}_1, \mathcal{S}_2}(u) &= \rho_{\psi(\mathbf{a}_1), \psi(\mathbf{a}_2)}(u) + \rho_{\psi(\mathbf{b}_1), \psi(\mathbf{b}_2)}(u) = 0, \\ &\text{for } |u| \in \{0\} \cup \mathcal{T}_1 \cup \mathcal{T}_2. \end{aligned}$$

□

REFERENCES

- [1] Z. Liu, P. Yang, Y. L. Guan, and P. Xiao, "Cross Z-complementary pairs (CZCPs) for optimal training in spatial modulation over frequency selective channels," *IEEE Trans. Signal Process.*, vol. 68, pp. 1529–1543, Feb. 2020.

- [2] A. Pezeshki, A. R. Calderbank, W. Moran, and S. D. Howard, "Doppler resilient Golay complementary waveforms," *IEEE Trans. Inf. Theory*, vol. 54, no. 9, pp. 4254–4266, Sep. 2008.
- [3] P. Spasojevic and C. N. Georghiades, "Complementary sequences for ISI channel estimation," *IEEE Trans. Inf. Theory*, vol. 47, no. 3, pp. 1145–1152, Mar. 2001.
- [4] S. Wang and A. Abdi, "MIMO ISI channel estimation using uncorrelated Golay complementary sets of polyphase sequences," *IEEE Trans. Veh. Technol.*, vol. 56, no. 5, pp. 3024–3040, Sep. 2007.
- [5] H. Chen, J. F. Yeh, and N. Suehiro, "A multicarrier CDMA architecture based on orthogonal complementary codes for new generations of wideband wireless communications," *IEEE Commun. Mag.*, vol. 39, no. 10, pp. 126–135, Oct. 2001.
- [6] Z. Liu, Y. L. Guan, and U. Parampalli, "New complete complementary codes for peak-to-mean power control in multi-carrier CDMA," *IEEE Trans. Commun.*, vol. 62, no. 3, pp. 1105–1113, Mar. 2014.
- [7] Z. Liu, Y. L. Guan, and H. Chen, "Fractional-delay-resilient receiver for interference-free MC-CDMA communications based on complete complementary codes," *IEEE Trans. Wireless Commun.*, vol. 21, no. 3, pp. 1226–1236, Oct. 2014.
- [8] C.-C. Tseng and C. Liu, "Complementary sets of sequences," *IEEE Trans. Inf. Theory*, vol. 18, no. 5, pp. 644–652, Sep. 1972.
- [9] M. J. E. Golay, "Statatic multislit spectroscopy and its application to the panoramic display of infrared spectra," *J. Opt. Soc. Amer.*, vol. 41, pp. 468–472, 1951.
- [10] J. A. Davis and J. Jedwab, "Peak-to-mean power control in OFDM, Golay complementary sequences, and Reed-Muller codes," *IEEE Trans. Inf. Theory*, vol. 45, no. 7, pp. 2397–2417, Nov. 1999.
- [11] M. J. E. Golay, "Complementary series," *IRE Trans. Inf. Theory*, vol. 7, no. 7, pp. 82–87, Apr. 1961.
- [12] K. G. Paterson, "Generalized Reed-Muller codes and power control in OFDM modulation," *IEEE Trans. Inf. Theory*, vol. 46, no. 1, pp. 104–120, Jan. 2000.
- [13] K.-U. Schmidt, "On cosets of the generalized first-order Reed-Muller code with low PMEPR," *IEEE Trans. Inf. Theory*, vol. 52, no. 7, pp. 3220–3232, Jul. 2006.
- [14] C.-Y. Chen, "Complementary sets of non-power-of-two length for peak-to-average power ratio reduction in OFDM," *IEEE Trans. Inf. Theory*, vol. 62, no. 12, pp. 7538–7545, Dec. 2016.
- [15] —, "A new construction of Golay complementary sets of non-power-of-two length based on Boolean functions," in *IEEE Wireless Commun. Netw. Conf.*, Mar. 2017, pp. 1–6.
- [16] P. Fan, W. Yuan, and Y. Tu, "Z-complementary binary sequences," *IEEE Signal Process. Lett.*, vol. 14, no. 8, pp. 509–512, Aug. 2007.
- [17] R. Appuswamy and A. K. Chaturvedi, "A new framework for constructing mutually orthogonal complementary sets and ZCZ sequences," *IEEE Trans. Inf. Theory*, vol. 52, no. 8, pp. 3817–3826, Aug. 2006.
- [18] D. Wu and P. Spasojevi, "Complementary set matrices satisfying a column correlation constraint," *IEEE Trans. Inf. Theory*, vol. 54, no. 7, pp. 3330–3339, Jul. 2008.
- [19] S. Das, S. Budišin, S. Majhi, Z. Liu, and Y. L. Guan, "A multiplier-free generator for polyphase complete complementary codes," *IEEE Trans. Signal Process.*, vol. 66, no. 5, pp. 1184–1196, Mar. 2018.
- [20] S. Das, S. Majhi, and Z. Liu, "A novel class of complete complementary codes and their applications for APU matrices," *IEEE Signal Process. Lett.*, vol. 25, no. 9, pp. 1300–1304, Sep. 2018.
- [21] S. Das, S. Majhi, S. Budišin, and Z. Liu, "A new construction framework for polyphase complete complementary codes with various lengths," *IEEE Trans. Signal Process.*, vol. 67, no. 10, pp. 2639–2648, May 2019.
- [22] E. Basar, "Index modulation techniques for 5G wireless networks," *IEEE Commun. Mag.*, vol. 54, no. 7, pp. 168–175, Jul. 2016.
- [23] —, "On multiple-input multiple-output OFDM with index modulation for next generation wireless networks," *IEEE Trans. Signal Process.*, vol. 64, no. 15, pp. 3868–3878, Aug. 2016.
- [24] B. Zheng, M. Wen, E. Basar, and F. Chen, "Multiple-input multiple output OFDM with index modulation: Low-complexity detector design," *IEEE Trans. Signal Process.*, vol. 65, no. 11, pp. 2758–2772, Jun. 2017.
- [25] M. D. Renzo, H. Haas, and P. M. Grant, "Spatial modulation for multiple antenna wireless systems: A survey," *IEEE Commun. Mag.*, vol. 49, no. 12, pp. 182–191, Dec. 2011.
- [26] T. L. Narasimhan, P. Raviteja, and A. Chockalingam, "Generalized spatial modulation in large-scale multiuser MIMO systems," *IEEE Trans. Wireless Commun.*, vol. 14, no. 7, pp. 3764–3779, Jul. 2015.
- [27] J. Wang, S. Jia, and J. Song, "Generalised spatial modulation system with multiple active transmit antennas and low complexity detection scheme," *IEEE Trans. Wireless Commun.*, vol. 11, no. 4, pp. 1605–1615, Apr. 2012.
- [28] J. Fu, C. Hou, W. Xiang, L. Yan, and Y. Hou, "Generalised spatial modulation with multiple active transmit antennas," *Proc. IEEE GLOBECOM 2010 Workshops*, pp. 839–844, Dec. 2010.
- [29] M. D. Renzo, H. Haas, A. Ghayeb, S. Sugiura, and L. Hanzo, "Spatial modulation for generalized MIMO: Challenges, opportunities and implementation," *Proc. IEEE*, vol. 102, no. 1, pp. 56–103, Jan. 2014.
- [30] L. He, J. Wang, and J. Song, "Spatial modulation for more spatial multiplexing: RF-chain-limited generalized spatial modulation aided MM-wave MIMO with hybrid precoding," *IEEE Trans. Commun.*, vol. 66, no. 3, pp. 986–998, Mar. 2018.
- [31] S. Guo, H. Zhang, P. Zhang, S. Dang, C. Liang, and M. Alouini, "Signal shaping for generalized spatial modulation and generalized quadrature spatial modulation," *IEEE Trans. Wireless Commun.*, vol. 18, no. 8, pp. 4047–4059, Aug. 2019.
- [32] M. Wen, B. Zheng, K. Kim, M. Renzo, T. Tsiftsis, K.-C. Chen, and N. Al-Dhahir, "A survey on spatial modulation in emerging wireless systems: research progresses and applications," *IEEE J. Sel. Areas Commun.*, vol. 37, no. 9, pp. 1949–1972, Sep. 2019.
- [33] P. Yang, Y. Xiao, Y. L. Guan, K. V. S. Hari, A. Chockalingam, S. Sugiura, H. Hass, M. D. Renzo, C. Masouros, Z. Liu, L. Xiao, S. Li, and L. Hanzo, "Single-carrier SM-MIMO: a promising design for broadband large-scale antenna systems," *IEEE Commun. Surveys Tuts.*, vol. 18, no. 3, pp. 1687–1716, Third Quart. 2016.
- [34] Y. Xiao, Z. Yang, L. Dan, P. Yang, Y. Yin, and W. Xiang, "Low-complexity signal detection for generalized spatial modulation," *IEEE Commun. Lett.*, vol. 18, no. 3, pp. 403–406, Mar. 2014.
- [35] C.-T. Lin, W.-R. Wu, and C.-Y. Liu, "Low-complexity ML detectors for generalized spatial modulation systems," *IEEE Trans. Commun.*, vol. 63, no. 11, p. 4214–4230, Nov. 2015.
- [36] L. Xiao, "Time-domain turbo equalization for single-carrier generalized spatial modulation," *IEEE Trans. Wireless Commun.*, vol. 16, no. 9, pp. 5702–5716, Sep. 2017.
- [37] T. Wang, S. Liu, F. Yang, J. Wang, J. Song, and Z. Han, "Generalized spatial modulation-based multi-user and signal detection scheme for terrestrial return channel with NOMA," *IEEE Trans. Broadcast*, vol. 64, no. 2, pp. 211–219, Jun. 2018.
- [38] Y. Zhao, P. Yang, Y. Xiao, B. Dong, and W. Xiang, "Soft-feedback time-domain turbo equalization for single-carrier generalized spatial modulation," *IEEE Trans. Veh. Technol.*, vol. 67, no. 10, pp. 9421–9434, Oct. 2018.
- [39] S. Sugiura and L. Hanzo, "Single-RF spatial modulation requires single-carrier transmission: frequency-domain turbo equalization for dispersive channels," *IEEE Trans. Veh. Technol.*, vol. 64, no. 10, pp. 4870–4875, Oct. 2015.
- [40] S.-A. Yang and J. Wu, "Optimal binary training sequence design for multiple-antenna systems over dispersive fading channels," *IEEE Trans. Veh. Technol.*, vol. 51, no. 5, pp. 1271–1276, 2002.
- [41] C. Fragouli, N. Al-Dhahir, and W. Turin, "Training-based channel estimation for multiple-antenna broadband transmissions," *IEEE Trans. Wire. Commun.*, vol. 2, no. 2, pp. 384–391, 2003.

- [42] P. Fan and W. H. Mow, "On optimal training sequence design for multiple-antenna systems over dispersive fading channels and its extensions," *IEEE Trans. Veh. Technol.*, vol. 53, no. 5, pp. 1623–1626, 2004.
- [43] R. Appuswamy and A. K. Chaturvedi, "Complete mutually orthogonal Golay complementary sets from Reed-Muller codes," *IEEE Trans. Inf. Theory*, vol. 54, no. 3, pp. 1339–1346, Mar. 2008.
- [44] Z. Liu, Y. L. Guan, B. C. Ng, and H.-H. Chen, "Correlation and set size bounds of complementary sequences with low correlation zone," *IEEE Trans. Commun.*, vol. 59, no. 12, pp. 3285–3289, Dec. 2011.
- [45] T. L. Narasimhan, P. Raviteja, and A. Chockalingam, "Generalized spatial modulation in large-scale multiuser MIMO systems," *IEEE Trans. Wireless Commun.*, vol. 14, no. 7, pp. 3764–3779, Jul. 2015.