

RECONCILING EHT AND GAS DYNAMICS MEASUREMENTS IN M87: IS THE JET MISALIGNED AT PARSEC SCALES?

BRITTON JETER^{1,2,3}, AVERY E. BRODERICK^{1,2,3},

¹ Department of Physics and Astronomy, University of Waterloo, 200 University Avenue West, Waterloo, ON N2L 3G1, Canada

² Perimeter Institute for Theoretical Physics, 31 Caroline Street North, Waterloo, ON N2L 2Y5, Canada

³ Waterloo Centre for Astrophysics, University of Waterloo, Waterloo, ON N2L 3G1, Canada

Draft version April 2, 2022

ABSTRACT

The Event Horizon Telescope mass estimate for M87* is consistent with the stellar dynamics mass estimate, and inconsistent with the gas dynamics mass estimates by up to 2σ . We have previously explored a new gas dynamics model that incorporated sub-Keplerian gas velocities that could in principle explain the discrepancy in the stellar and gas dynamics mass estimate. In this paper, we extend this gas dynamical model to also include non-trivial disk heights, which may also resolve the mass discrepancy independent of sub-Keplerian velocity components. By combining the existing velocity measurements and the EHT mass estimate, we place constraints on the gas disk inclination and sub-Keplerian fraction. These constraints require the parsec-scale ionized gas disk be misaligned with the milli-arcsecond radio jet by at least 11° , and more typically 27° . Modifications to the gas dynamics model either by introducing sub-Keplerian velocities or thick disks produces further misalignment with the radio jet. If the jet is produced in a Blandford-Znajek-type process, the angular momentum of the black hole is decoupled with the angular momentum of the large scale gas feeding M87*.

Keywords: Active Galaxies – Galaxy Kinematics – Galaxy Dynamics – Galaxy Nuclei – Galaxy Jets

1. INTRODUCTION

Supermassive black holes (SMBHs) are thought to exist at the centers of most if not all galaxies in the universe, with masses ranging from $10^5 M_\odot$ to $10^{10} M_\odot$. These massive objects are fundamentally important to their host galaxy, providing the engine to regulate star formation via highly energetic outflows. The observed energy content of these outflows ranges from $10^{42} \text{ ergs}^{-1}$ to $10^{48} \text{ ergs}^{-1}$, and can only be reasonably produced by relativistic jets or winds thrown off SMBHs.

Additional evidence of the existence of nuclear SMBHs come from measurements of the velocity of stars or gas in the very centers of galaxies. The velocity profiles measured in these observations require point source potentials with masses between $10^6 M_\odot$ and $10^{10} M_\odot$, depending on the system, which can only be explained astrophysically with SMBHs. The estimates for SMBH mass produces very tight correlations with galactic velocity dispersion, luminosity, and total mass, which is expected if SMBHs play such a critical role in regulating galaxy evolution (Kormendy & Ho 2013).

In April 2017, a network of 6 radio telescopes operating as a very long baseline interferometer (VLBI) observed the nuclear region of the giant elliptical galaxy Messier 87 as part of the Event Horizon Telescope (EHT) (Event Horizon Telescope Collaboration et al. 2019a,b,c). This observation produced the first image of the shadow of a supermassive black hole, and measured the angular diameter of the ring-like emission to be $42 \pm 3 \mu\text{as}$ (Event Horizon Telescope Collaboration et al. 2019d,f). Since the angular diameter of the black hole shadow is directly proportional to the black hole mass, and thus angular size, one can estimate the mass of a black hole by measuring the angular diameter of the black hole shadow projected onto its surrounding material. However, the turbulent material providing the emission source can also complicate a direct estimate of the shadow diameter due optical depth and resolution effects. To make a precise mass estimate, there was an extensive effort to calibrate the angular gravitational radius measurement on simulated observations of hundreds of GRMHD simu-

lations (Event Horizon Telescope Collaboration et al. 2019e,f). Assuming a distance to M87 of 16.8 Mpc, the observed angular diameter corresponds to a black hole mass of $6.5 \times 10^9 M_\odot$. This mass estimate is consistent with the black hole mass estimate made by modeling the kinematics of stars in sphere of influence of the central black hole (Gebhardt et al. 2011), which modeled the gravitational potential of the entire M87 galaxy, including contributions from the central black hole mass and a cored dark matter distribution.

There have been a few attempts to estimate M87's SMBH mass by measuring the dynamics of ionized gas in the nuclear region of M87, the most recent of which used the Hubble Space Telescope to measure the gas line-of-sight velocity to a precision on the order of 10 km s^{-1} (Walsh et al. 2013). To convert the velocity measurements into a black hole mass, the gas disk was assumed to be geometrically thin and inclined at 42^{+5}_{-7} degrees, and the gas orbits at the Keplerian angular velocity. This model produces a black hole mass estimate of $3.5 \times 10^9 M_\odot$, which is discrepant with the EHT and stellar kinematics estimate by a factor of 2. Even though the gas velocities were measured precisely, this dynamics model also systematically underestimates the observed velocity dispersion by approximately 150 km s^{-1} . Earlier observations of ionized gas in the central region of M87 also claim a black hole mass of $3 \times 10^9 M_\odot$ assuming a thin, Keplerian disk, but with less spatial resolution and significant uncertainty in the gas disk inclination, between 47° and 65° (Macchetto et al. 1997).

The black hole at the heart of M87 also has a prominent relativistic jet, observable at all wavelengths, and extending out 40 kpc from the center. This jet outputs a kinetic luminosity of approximately $10^{44} \text{ ergs}^{-1}$ (Bicknell & Begelman 1996; Stawarz et al. 2006; Bromberg & Levinson 2009), and contains multiple super-luminal regions, reaching $6c$ at a projected distance of 60pc (Giroletti et al. 2012). Such high apparent velocities places a strong constraint on the jet inclination of $\approx 18^\circ$. While some SMBH-launched relativistic jets in other galaxies show bends, kinks, or deflections, M87's jet is very straight

out to a distance of about 10 kpc. Close to the black hole, within 3mas, a long campaign of radio observations at 43GHz constrains the jet viewing angle to be between 13° and 27° by leveraging the apparent velocities and brightness ratio of components in the forward and counter jet (Mertens et al. 2016) (hereafter MLWH). However, there is still some uncertainty in the radio jet viewing angle across the field; earlier studies at 43GHz claimed a viewing angle between 30° and 45° (Ly et al. 2007) using just the ratio of apparent velocities between the jet and counter jet. Observations at 86GHz also estimate a jet inclination between 29° and 45° , also based on apparent velocities (Hada et al. 2016). Estimates of the jet inclination based on the brightness ratio between the jet and counter jet generally give lower inclination estimates (Reid et al. 1989) than apparent velocities, but the brightness ratio itself is difficult to estimate consistently across frequencies due to the low detectability of the counter-jet (Hada et al. 2016).

In this paper, we consider the black hole mass estimate from the EHT 2017 observations (Event Horizon Telescope Collaboration et al. 2019d,e,f) in concert with the historical gas dynamics velocity measurements (Walsh et al. 2013; Macchetto et al. 1997) to explore the permitted regions of disk inclination and sub-Keplerian factor parameter space. We also extend the gas dynamics model presented in Jeter et al. (2019) to incorporate thick gas disks, and discuss the associated systematic on disk inclination. We find that allowing for either sub-Keplerian gas velocities or non-trivial disk thicknesses moves the gas disk inclination to be more misaligned with the 43GHz radio jet compared to a thin, fully Keplerian disk, suggesting that the black hole angular momentum is decoupled from the angular momentum of the large-scale gas disk.

2. IMPLICATIONS FOR THE MASS AND GAS DYNAMICS OF M87

The measurement of a large black hole mass in M87 has a number of implications for the relationship between the black hole and its immediate environment. Large departures from non-axisymmetric motions would be difficult to reconcile with the nearly symmetric velocity profiles observed and theoretical expectations regarding the dynamics of gas flows, which are expected to efficiently symmetrize via viscous or magnetic interactions. The observed line-of-sight velocities of atomic line emission produced within the gas flow at 10–100 pc places now strong constraints on the dynamical state of gas on these scales and its relationship with the horizon and milliarcsecond-scale features. The gas velocity’s low apparent value may indicate significantly different inclinations than those inferred from dynamical modeling or substantial departures from circular Keplerian motions (see, e.g., Kormendy & Ho 2013; Jeter et al. 2019). Both of these are reasonable modifications to the pc-scale gas flow models.

In Figure 1 we show the implied constraint on gas orbital velocity and inclination arising from a simple, axisymmetric gas disk model that permits sub-Keplerian velocities. Note that because the Keplerian velocity at an angular displacement of θ is $\sqrt{GM/D\theta}$, this relationship depends on M/D directly when the gas flow velocity is scaled by the local Keplerian value. The width of the band primarily arises from the uncertainty in the measurement of M/D reported in Event Horizon Telescope Collaboration et al. (2019f), with a small contribution from the uncertainty in the gas velocity measurements from Walsh et al. (2013) added in quadrature.

There is no *a priori* reason to believe that the large-scale gas flows must be aligned with features on horizon scales. There

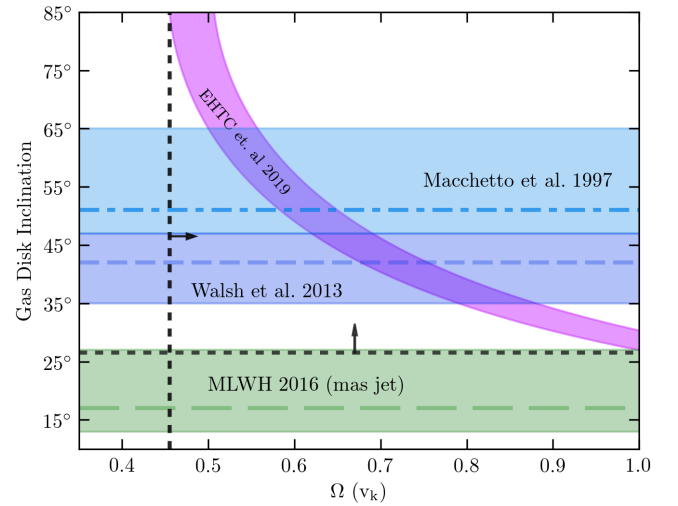


Figure 1. Constraint imposed by M/D measurement and observed gas velocities on the dynamics of the parsec-scale accretion flow in M87. The purple band indicates the range permitted by the EHT mass measurements when combined with the gas velocities in Walsh et al. (2013). The green horizontal long dashed line shows the typical inclination of the mas-scale radio-jet, with green uncertainty bands; the blue (dashed) and light blue (dashed-dot) lines show the best fit inclinations from the gas-dynamics measurements presented in Walsh et al. (2013) and Macchetto et al. (1997), respectively, and the colored bands indicate their uncertainty. Limits imposed by requiring $\Omega < v_K$ and $i < 90$ degrees are indicated with the horizontal and vertical black dashed lines, respectively.

is evidence that the radio jet has been reasonably stable over many Myr (see, e.g., Section 2 of Broderick et al. 2015, and references therein). Nevertheless, at its present low accretion rate, even a highly misaligned accretion flow would require many orders of magnitude more time to substantially reorient the black hole spin.

Such a misalignment may be borne out in practice: even with the considerably larger black hole mass, it remains difficult to align the pc-scale gas flow with the inferred milliarcsecond-scale, and now horizon-scale, jet feature. Inclinations less than 27 degrees require super-Keplerian flows. This suggests that the gas-flow orientation is discrepant with the mas radio-jet by ~ 10 degrees. It is notable that the PA of the gas flow of 45 degrees reported in Walsh et al. (2013) is consistent with the PA of the black hole spin implied by the PA_{EJ} estimates in Event Horizon Telescope Collaboration et al. (2019e,f). However, there is little direct evidence for these inclinations from direct observations of the gas disk itself.

Estimates of the gas disk inclination based on the geometry of the arcsecond-scale optical emission range from 47 to 64 degrees (Macchetto et al. 1997) and 35 to 47 degrees (Walsh et al. 2013). These require significantly sub-Keplerian gas flow velocities, ranging from 90% down to 44% of the Keplerian value. This limit is consistent with expectations from accretion models for low-luminosity active galactic nuclei, including non-radiative GRMHD simulations of gas flows onto black holes (see, e.g., Event Horizon Telescope Collaboration et al. 2019e, and references therein). In these models, substantial pressure gradients within the flow provide additional radial support, and thus the orbital velocity and vertical disk structure are related via $v/v_K \propto 1 - h^2/r^2$, where $h/r \sim 0.3$ is the ratio of the accretion flow height and radial position.

2.1. Thick Disk Gas Models

All of the existing ionized gas dynamics mass estimates presume a thin, Keplerian disk. Where in the previous paper, we describe relaxing the requirement of Keplerian motions, here we relax the condition that the disk is thin, motivated by results from simulations which show significant disk thicknesses out to large radii.

To model a thick disk, we follow the same procedure outlined in Jeter et al. (2019) to model ionized line emission with the addition of a vertical density profile. However, instead of evaluating the line intensity at the disk equator, we evaluate along the line of sight to produce an integrated line intensity in the image plane. Since the disk has a height, the line of sight velocity has an additional contribution in the vertical direction,

$$\vec{k} \cdot \vec{\beta} = -\frac{\cos i}{Rc} \alpha v_k Z + \frac{\sin i}{Rc} (-\alpha v_k Y + \Omega v_k X), \quad (1)$$

where i is the inclination of the disk, X, Y and Z are the cartesian coordinates of the disk, oriented such that X is parallel to a distant observer's x axis, and Z is aligned with the disk axis.

We assume the disk has a vertical Gaussian emission profile ρ , with a scale height $H = hR$ where h is a fractional parameter that determines the disk thickness as a function of the radial distance R from the center of the disk:

$$\rho = \frac{1}{\sqrt{2\pi}H^2} \exp\left(-\frac{Z^2}{2H^2}\right). \quad (2)$$

The ionized gas line shape is given by

$$\Phi = \int g^3(z, \nu) \phi_0(z, \nu) \rho(z) dz \quad (3)$$

where, for a given height element dz , g is the normal Doppler factor associated with the gas motion, ϕ_0 is the natural line profile (which we assume to be Gaussian), and ρ is the local density. We adaptively integrate Equation 3 along the line of sight to produce an integrated line shape. We then multiply this line profile by the spatial emissivity profiles measured in Walsh et al. (2013) to construct a line intensity map in the image plane.

Similar to the procedure from Jeter et al. (2019), we conduct simulated observations of the intensity map to produce velocity and dispersion profiles at different x -positions in the image plane, analogous to Hubble STIS slits. The estimated line-of-sight velocity and dispersion curves are plotted in Figure 2 for the three inner-most slits, corresponding to slits with image plane x -positions of $0.1''$, $0''$, and $-0.1''$, and span $0.5''$ to $-0.5''$ in the image plane y -direction.

For modest disk thicknesses of $h = 1/3$ (thick, red, dashed line), similar to those seen in RIAF simulations at large radii, the line-of-sight velocity is suppressed by a few percent at all y -positions relative to a thin disk with the same black hole mass (thin, maroon, dashed-dot line). For larger thicknesses, like $h = 1$ (thick, orange, solid line), the disk is quasi-spherical and the line-of-sight velocity is suppressed by nearly 50% relative to the geometrically thin disk of the same black hole mass. Large disk scale heights can even suppress the line-of-sight velocities well below that of a thin disk with a central black hole with half the mass. Here, the larger mass corresponds to the Event Horizon Telescope Collaboration et al. (2019f) black hole mass estimate of $6.5 \times 10^9 M_\odot$, and the lower black hole mass corresponds to the Walsh et al. (2013) mass estimate of $3.5 \times 10^9 M_\odot$.

Because we assume the disk is optically thin and inclined towards the observer at 42° , the overall effect of increasing the

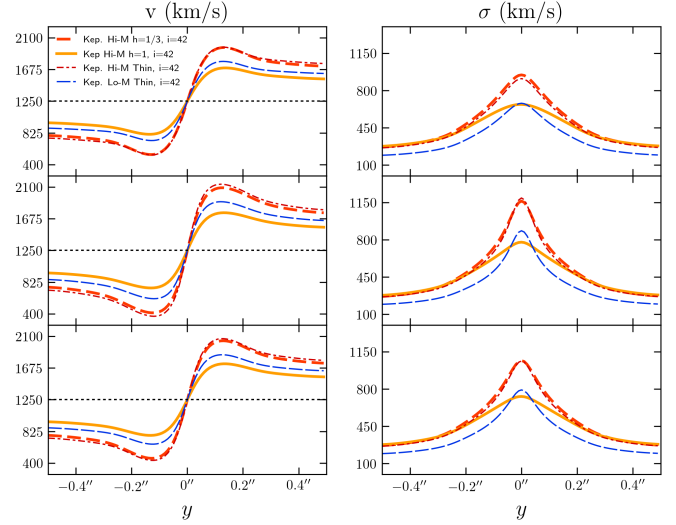


Figure 2. Simulated velocity and dispersion profiles for three slits placed across the central $0.3''$ of M87. All curves correspond to an optically thin Keplerian gas disk, but with different thick disk scale heights. The solid orange curve corresponds to a gas disk with scale height $h = R$, the dashed red curve to a gas disk with scale height $h = 1/3R$, the dashed-dot maroon curve to thin ($h < R$) gas disk, and the long-dashed blue curve to a thin gas disk with half the central black hole mass.

disk height is to suppress the line-of-sight velocities. In the forward half of the disk, closest to the observer, the line profiles from gas above the equatorial plane contributes more to the total line-of-sight velocity, which biases the gas velocities as if they were observed at a larger radius. Similarly for the back half of the disk, away from the observer, gas below the equatorial plane contributes more to the total line-of-sight velocity, producing the same velocity bias towards larger radii.

2.2. Velocity Bias in Geometrically Thick, Optically Thin Gas Disks

The observed line-of-sight velocity, v_{obs} , should be related to the intrinsic Keplerian orbital velocity v_k by

$$v_{obs} = \sin(i)F(i, h)\Omega v_k, \quad (4)$$

where i is the inclination of the disk, Ω is the fractional intrinsic sub-Keplerian factor of the gas, and F is the bias factor associated with the disk thickness. This F parameter should be dependent on both the disk inclination and the disk thickness.

In order to understand this bias factor F in the observed velocity, we produced simulated observations of Keplerian ($\Omega = 1$) gas disks with scale heights of $h = 1/9$, $1/3$, $1/2$, and 1 with inclinations between 5° and 85° , incremented every 5° . We calculate the of the observed velocity to the orbital Keplerian velocity, and plot the result in Figure 3. Thinner disks ($h=1/9$, $h=1/3$) provide less suppression of the observed velocity than thicker disks, but still produce reductions in the observed velocity on the order of 30–40%. Very thick disks ($h=1$) provide significant suppression, upwards of 70%. As the disk becomes more face-on (inclination approaches zero), the suppression factor from the intrinsic inclination dominates the observed velocity.

We can then take these observed velocity vs. inclination profiles and plot thick disks as different bands in the inclination/sub-Keplerian space, as shown in Figure 4. Here we remove the inclination band from Macchetto et al. (1997) for clarity, and show the effective inclination for a disk with

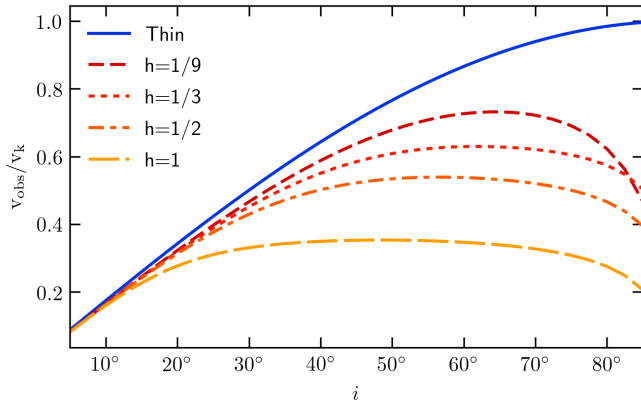


Figure 3. Ratio of observed velocity to orbital Keplerian velocity as a function of disk inclination for ionized gas disks of different thicknesses, with no intrinsic radial velocity.

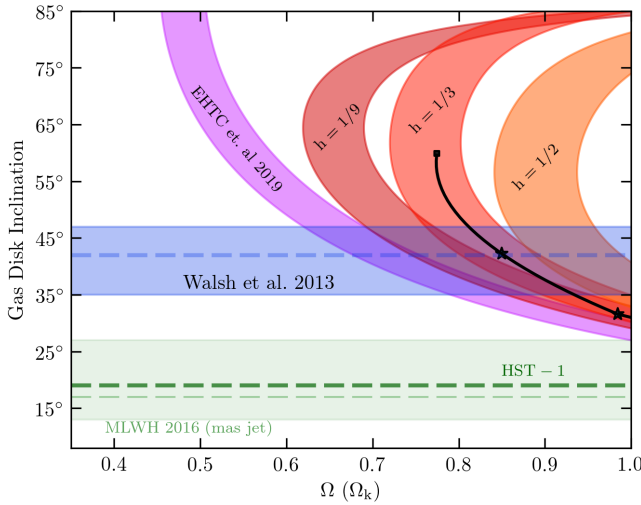


Figure 4. Similar to Fig. 1, now with dark red ($h=1/9$), red ($h=1/3$) and orange ($h=1/2$) bands showing the effects of non-trivial disk height on the implied inclination and sub-Keplerian factor of the ionized gas disk. A disk with $h=1$ requires super-Keplerian intrinsic velocities to be consistent with the EHT mass estimate. The thick green dashed line represents the 19° inclination limit implied by the 6c superluminal motion at HST-1. The black curve represents the theoretical relationship between Ω and disk scale height inferred from RIAF solutions.

$h = 1/9$ as the dark-red shaded region, $h = 1/3$ as the red shaded region, and $h = 1/2$ as the orange shaded region. Since thick gas disks suppress the observed velocity in a similar way to inclination, a thick gas disk can have a larger inclination (more edge-on) than a thin gas disk and still have maintain relatively Keplerian gas velocities. Very thick gas disks ($h=1$) require super-Keplerian velocities for the observed line-of-sight velocities from Walsh et al. (2013) to be consistent with the EHT mass estimate. Note that thick disks imply the gas disk inclination is generally more misaligned with the radio jet than thin disks. The inclination implied by the 6c super-luminal motion at HST-1 (Biretta et al. 1999) is also marked as a thick green dashed line, and serves as an upper limit on the jet inclination for the same physical distance from the black hole as the gas disk.

Typically in RIAF self-similar solutions, the disk thickness and sub-Keplerian factor are strongly related (Quataert &

Narayan 1999). From the flow equations, one can find that the sub-Keplerian angular velocity Ω is related to the disk height by

$$\Omega = \Omega_k \left(1 - \frac{5}{2} h^2 \right)^{1/2}, \quad (5)$$

where Ω_k is the Keplerian angular velocity, and the factor of $5/2$ comes from the radial density profile. This relationship is plotted as a black curve in Figure 4, along with starred points corresponding to disk heights of $h = 1/9$ and $h = 1/3$. The curve terminates with a black square at a disk height of 0.4, which is where the RIAF relationship is no longer consistent with the observed velocity and mass measurements. Note that a RIAF model with disk height of $1/3$ is consistent with the best-fit inclination from Walsh et al. (2013).

3. DISCUSSION

3.1. Jet-Disk Misalignment

For thin disks, the disk inclination must be misaligned with the inclination of the high-frequency radio jet by at least 1σ . When allowing for either sub-Keplerian velocities, or geometrically thick disks, the misalignment between the gas disk inclination and the radio jet becomes more significant.

Without invoking thick disks, the combined EHT mass estimate and pc-scale gas velocity profile suggests that the large-scale gas is misaligned with the large scale jet by at least 15° when using the typical values for jet inclination and black hole mass. When also considering the azimuthal angle with respect to the line of sight, or position angle, the absolute misalignment may be larger. The position angle of the gas disk major axis is approximately 45° east of north (Walsh et al. 2013), which means the axis of rotation for the gas disk has a position angle of 315° east of north. The jet position angle is measured to be 288° in Walker et al. (2018), and approximately 230° in Event Horizon Telescope Collaboration et al. (2019f). For the best case values of the jet and disk inclination, 25° and 27° respectively, the inner product of the jet axis and disk axis produces an absolute misalignment of at least 11° . Again, increasing the disk thickness allows the disk to have higher intrinsic inclinations, and thus increases the absolute misalignment even further. For example, taking the jet inclination measured at HST-1 (18° , (Biretta et al. 1999)) and the disk inclination measured by Walsh et al. (2013) yields an absolute misalignment of 27° .

Such a misalignment implies that the angular momentum of the large scale gas is different from the angular momentum of the black hole. This is not unexpected; the Bardeen-Peterson effect should align accretion disks with the black hole angular momentum, but is only effective at much smaller radii, very close to the black hole, and highly dependent on the surface density and viscosity prescriptions for the accretion disk (Bardeen & Petterson 1975; Natarajan & Pringle 1998). The Lense-Thirring precession timescales for low-luminosity systems like M87 can be as high as a Gyr, and again depend on the density and viscosity structure of the disk (Natarajan & Armitage 1999). Thick accretion disks generally exhibit enough dynamical support to prevent alignment away from the inner most stable circular orbit (ISCO) region, and end up producing solid-body-like rotations around the central black hole (Fragile & Anninos 2005; Dexter & Fragile 2011).

Thus it is not generally expected that the angular momentum of the large scale gas flow should be aligned with the black hole angular momentum. Such misalignments could arise from an asymmetrical mass distribution of the large-scale gas, or effects

from an asymmetric galactic potential. Such an effect would be small in M87, since it has a relatively spherically symmetric radial stellar profile in the inner few dozen parsecs (Gebhardt et al. 2011), as well as a low velocity anisotropy (Zhu et al. 2014) at larger, kpc distances.

3.2. Applicability to other Gas Dynamics Techniques

Much of the analysis in this work and in Jeter et al. (2019) concerns possible systematics when converting ionized gas velocity and dispersion measurements to black hole mass estimates. Many recent studies have made black hole mass estimates using molecular gas velocity measurements using instruments like ALMA to great success. Since ALMA observations are able to measure gas velocities at every resolution element, one can fully map out the velocity structure of circumnuclear molecular gas disks. This is in contrast with the slit spectra method used in ionized gas measurements, where one axis (typically the x-axis) has much lower resolution than the other axis in the image plane, compromising our ability to map the full spatial velocity structure.

In well resolved ALMA systems, the clues that would point towards a more complicated velocity model generally don't exist. These systems generally have very weak to non-existent AGN activity, their velocity dispersions are typically much lower than in ionized gas systems, and in many cases there exists a clear well-structured gas torus at other observing frequencies. All these various features suggest that the molecular gas disks in these systems more closely trace the underlying black hole potential without needing significant virial components in their velocity model, and the molecular gas velocities are very well described by thin, Keplerian models.

A common addition to both ionized and molecular gas dynamics velocity models is a tilted or warped gas disk, generally invoked to explain kinematic residuals or "twists" in the innermost regions of the gas disk. These warped disks are typically motivated by an asymmetric or perturbed galactic potential, but efforts to find either the physical source of such asymmetries or quantitatively estimate the amount of warp in the inner disk have not been successful. Since warped disks appear in practice as a change in disk inclination with radius, one could imagine altering the disk thickness with radius to achieve a similar effect.

Megamasing disks around AGN are also famously well described by thin, Keplerian molecular gas disks, but may also contain warped disks (Zhao et al. 2018; Pesce et al. 2020). These warps are similarly motivated by perturbed galactic potentials, but they could also arise from a dynamic, and small, radial velocity component that changes with radius. If the disk was tilted by only a few degrees, with a small but non-negligible thickness, a small radial velocity component can produce what looks like a warped masing disk in the image plane, since the addition of radial velocities changes the preferred masing direction.

4. CONCLUSIONS

The EHT mass estimate of M87* is inconsistent with mass estimates derived from ionized gas dynamics models using thin, Keplerian gas disks. By combining the EHT mass estimate and the velocity measurements from Walsh et al. (2013), one can produce a combination of gas disk inclinations and sub-Keplerian factors that resolve the tension between the horizon-scale and ionized gas mass estimates. Of note, there are no combinations of gas disk inclination and sub-Keplerian

factor that, to within 1σ , align the axis of the ionized gas disk with the axis of the large scale radio jet. The minimum gas disk inclination is 27° with a fully Keplerian gas disk, and requires super-Keplerian velocities to breach the inclination limits imposed by HST-1 (Biretta et al. 1999). Using typical values for the jet (18°) and disk (42°) inclinations yields an absolute misalignment of 27° .

Invocations of sub-Keplerian factors or different inclinations are not the only ways to explain the apparent suppression of the line-of-sight gas velocities in M87. The incorporation of non-trivial disk height can also produce a significant systematic when estimating black hole masses. As long as the gas disk is optically thin and inclined with respect to the observer, an increased disk height serves to bias line-of-sight velocities to larger radii, suppressing the effective line-of-sight velocity. This suppression produces a higher intrinsic disk inclination, and with disk heights of $\approx h = 1/3$ one can just resolve the discrepancy between the EHT and gas dynamics mass estimates. Any non-trivial amount of disk thickness tends to further misalign the large-scale gas disk with the mas jet.

Achieving precise and accurate black hole mass estimates are critical to understanding the relationship between AGN feedback and galactic evolution. ALMA black hole mass estimates have improved dramatically over earlier ionized gas mass estimates, but well-structured molecular disks appear in only 10% of galaxies. In order to improve our catalog of black hole masses, it is natural that a gas dynamics model with the ability to investigate sub-Keplerian and non-trivial disk heights should be considered.

We thank Kazuhiro Hada and Ramesh Narayan for their helpful comments that improved this paper. This work was supported in part by the Perimeter Institute for Theoretical Physics. Research at Perimeter Institute is supported by the Government of Canada through the Department of Innovation, Science and Economic Development Canada and by the Province of Ontario through the Ministry of Research, Innovation and Science. A.E.B. thanks the Delaney Family for their generous financial support via the Delaney Family John A. Wheeler Chair at Perimeter Institute. B.J. and A.E.B receive additional financial support from the Natural Sciences and Engineering Research Council of Canada through a Discovery Grant.

REFERENCES

- Bardeen, J. M., & Petterson, J. A. 1975, *ApJL*, 195, L65
- Bicknell, G. V., & Begelman, M. C. 1996, *ApJ*, 467, 597
- Biretta, J. A., Sparks, W. B., & Macchetto, F. 1999, *ApJ*, 520, 621
- Broderick, A. E., Narayan, R., Kormendy, J., et al. 2015, *ApJ*, 805, 179
- Bromberg, O., & Levinson, A. 2009, *ApJ*, 699, 1274
- Dexter, J., & Fragile, P. C. 2011, *ApJ*, 730, 36
- Event Horizon Telescope Collaboration, Akiyama, K., Alberdi, A., et al. 2019a, *ApJL*, 875, L1
- . 2019b, *ApJL*, 875, L2
- . 2019c, *ApJL*, 875, L3
- . 2019d, *ApJL*, 875, L4
- . 2019e, *ApJL*, 875, L5
- . 2019f, *ApJL*, 875, L6
- Fragile, P. C., & Anninos, P. 2005, *ApJ*, 623, 347
- Gebhardt, K., Adams, J., Richstone, D., et al. 2011, *ApJ*, 729, 119
- Giroletti, M., Hada, K., Giovannini, G., et al. 2012, *A&A*, 538, L10
- Hada, K., Kino, M., Doi, A., et al. 2016, *ApJ*, 817, 131
- Jeter, B., Broderick, A. E., & McNamara, B. R. 2019, *ApJ*, 882, 82
- Kormendy, J., & Ho, L. C. 2013, *ARA&A*, 51, 511
- Ly, C., Walker, R. C., & Junor, W. 2007, *ApJ*, 660, 200
- Macchetto, F., Marconi, A., Axon, D. J., et al. 1997, *ApJ*, 489, 579
- Mertens, F., Lobanov, A. P., Walker, R. C., & Hardee, P. E. 2016, *A&A*, 595, A54

- Natarajan, P., & Armitage, P. J. 1999, MNRAS, 309, 961
Natarajan, P., & Pringle, J. E. 1998, ApJL, 506, L97
Pesce, D. W., Braatz, J. A., Reid, M. J., et al. 2020, ApJ, 890, 118
Quataert, E., & Narayan, R. 1999, ApJ, 516, 399
Reid, M. J., Biretta, J. A., Junor, W., Muxlow, T. W. B., & Spencer, R. E. 1989, ApJ, 336, 112
Stawarz, L., Aharonian, F., Kataoka, J., et al. 2006, MNRAS, 370, 981
Walker, R. C., Hardee, P. E., Davies, F. B., Ly, C., & Junor, W. 2018, ApJ, 855, 128
Walsh, J. L., Barth, A. J., Ho, L. C., & Sarzi, M. 2013, ApJ, 770, 86
Zhao, W., Braatz, J. A., Condon, J. J., et al. 2018, ApJ, 854, 124
Zhu, L., Long, R. J., Mao, S., et al. 2014, ApJ, 792, 59