

Safety With Limited Range Sensing Constraints For Fixed Wing Aircraft

Eric Squires, Rohit Konda, Pietro Pierpaoli, Samuel Coogan, and Magnus Egerstedt[†]

Abstract—In this paper we discuss how to use a barrier function that is subject to kinematic constraints and limited sensing in order to guarantee that fixed wing unmanned aerial vehicles (UAVs) will maintain safe distances from each other at all times despite being subject to sensing constraints. Prior work has shown that a barrier function can be used to guarantee safe system operation when the state can be sensed at all times. However, we show that this construction does not guarantee safety when the UAVs are subject to limited range sensing. To resolve this issue, we introduce a method for constructing a new barrier function that accommodates limited sensing range from a previously existing barrier function that may not necessarily accommodate limited range sensing. We show that, under appropriate conditions, the newly constructed barrier function ensures system safety even in the presence of limited range sensing. We demonstrate the contribution of this paper in a simulated scenario of 20 fixed wing aircraft where the vehicles are able to maintain safe distances from each other even though the vehicles are subject to limited range sensing.

I. INTRODUCTION

Given the proliferation of fixed-wing unmanned aerial vehicles (UAVs) [1], an important deployment consideration is collision avoidance where vehicles must be able to maintain safe distances [2]. Dynamic constraints imply that vehicles must begin avoidance maneuvers well in advance of a potential collision but if available sensing offers too short of a horizon to begin those maneuvers then safety may not be maintained. In this paper focusing on fixed-wing vehicles, we show how to achieve collision avoidance while simultaneously taking into account dynamics, actuator constraints, and limited range sensing.

There have been a variety of approaches to fixed-wing collision avoidance that have modeled sensing and kinematic constraints including potential fields [3]–[5], POMDPs [6], [7], model predictive control [8]–[10], first order lookahead approaches [11], [12], and optimal control [13]. Similarly, barrier functions have been used in the context of limited sensing [14]–[17] and allow for safety guarantees so that when the system starts safe it will remain safe for all future time. In [14] the authors provide a minimum sensing radius to ensure a system of double integrator robots maintain safe distances from each other. Further, they reformulate a Quadratic Program (QP) that only requires knowing the relative position to other agents while still ensuring safety for both collaborative and non-collaborative neighbors. In

[15], the authors provide a decentralized strategy for collision avoidance that does not require knowing neighbor barrier function parameters. While [16] does not address multi-agent systems, it does consider collision avoidance under limited range sensing for 3D quadrotors. The authors design a sequential QP that translates position-based constraints into rotational commands to ensure safety. Sensing limitations can also be addressed with a disturbance to the system dynamics. For instance, in [17] the authors model road curvature changes as a bounded disturbance to apply barrier functions to adaptive cruise control and lane keeping.

The above examples require designing a specialized barrier function that satisfies sensor constraints, where the additional consideration of the sensor can complicate the construction of a barrier function. Thus, in this paper, we decouple the construction of a barrier function from the sensor constraint. We do this by demonstrating how to adjust a barrier function that does not consider sensing limitations into one that can still be used to guarantee safety when sensing limitations are present. We build on the work of [18] where it was shown how to ensure a system of k UAVs maintain safe distances for all time while taking into account dynamic constraints. However, [18] did not consider limited range sensing. Thus, in this paper we relax this limitation with the following contributions. First, we show that the previous barrier functions do not necessarily guarantee safety when the UAVs are subject to limited range sensing. Second, we introduce a method for constructing a new barrier function that accommodates limited sensing range. Finally, we conduct a simulation consisting of a scenario of 20 UAVs, where because of the proposed algorithm, the vehicles are able to maintain safe distances from each other even though the vehicles are subject to limited range sensing.

This paper is organized as follows: Section II provides the necessary background for barrier functions. Section III discusses issues that can arise when using a barrier function to ensure safety when there is limited range sensing. Section IV proposes a novel approach to derive a barrier function that can be used to make safety guarantees despite UAVs’ sensing limitations. Section V analyzes the set of safe control inputs when using the proposed approach. Section VI shows a simulation with twenty simulated fixed-wing UAVs to verify the theoretical developments of this paper.

II. BACKGROUND

In this paper, we study the problem of collision avoidance among a team of UAVs with limited sensing range. For ease of exposition, we focus on collision avoidance between two UAVs. Because collision avoidance is a pairwise constraint, we can then apply the method developed in this paper to all pairwise combinations of aircraft to ensure safety of the

[†]Eric Squires is with the Georgia Tech Research Institute. Pietro Pierpaoli, Samuel Coogan, and Magnus Egerstedt are with the School of Electrical and Computer Engineering, Georgia Institute of Technology, Atlanta, GA 30332, USA. Rohit Konda is with the University of California Santa Barbara, Santa Barbara, California 93106. The work of Eric Squires was supported by the University System of Georgia’s Tuition Assistance Program. The work by Magnus Egerstedt and Pietro Pierpaoli was supported by Grant No. ARL DCIST CRA W911NF-17-2-0181 by the US Army Research Lab. The work done by Samuel Coogan was supported by NSF Grant #1924978.

entire set of UAVs without requiring that each vehicle can sense all others at all times. We model fixed-wing UAVs similarly to [18], where the state of UAV i ($i \in \{1, 2\}$) is given by $x_i = [p_{i,x} \ p_{i,y} \ \theta_i \ p_{i,z}]^T$ with dynamics

$$\dot{x}_i = [v_i \cos \theta_i \ v_i \sin \theta_i \ \omega_i \ \zeta_i]^T, \quad (1)$$

where $v_i \in [v_{min}, v_{max}]$ is the linear velocity, $\omega_i \in [-\omega_{max}, \omega_{max}]$ is the turn rate, and $\zeta_i \in [-\zeta_{max}, \zeta_{max}]$ is the altitude rate. This model is applicable in cases where the roll and pitch of the aircraft are small [19]. Similar models have been used in fixed-wing collision avoidance as in [4], [5], [8], [11], [20], [21]. The dynamics of two aircraft is then $\dot{x} = [\dot{x}_1^T \ \dot{x}_2^T]^T$. The system (1) is a particular instance of a control affine system

$$\dot{x} = f(x) + g(x)u \quad (2)$$

where f and g are locally Lipschitz, $x \in \mathbb{R}^n$, $u \in U \subset \mathbb{R}^m$, and we assume the system has a unique solution for all $t \geq 0$ given a starting condition $x(0)$ and input function u .

Assume there is a safe set \mathcal{C} that is the superlevel set of a continuously differentiable function h so that the safe set is

$$\mathcal{C} = \{x \in \mathbb{R}^n : h(x) \geq 0\}. \quad (3)$$

\mathcal{C} represents the set of aircraft states where collision avoidance can be guaranteed. In the following, $L_f h(x) = \frac{\partial h(x)}{\partial x} f(x)$ and $L_g h(x) = \frac{\partial h(x)}{\partial x} g(x)$ denote Lie derivatives.

Definition 1. [22] Given a set $\mathcal{C} \subset \mathbb{R}^n$ defined in (3) for a continuously differentiable function $h : \mathbb{R}^n \rightarrow \mathbb{R}$, the function h is called a *zeroing control barrier function (ZCBF)* defined on an open set \mathcal{D} with $\mathcal{C} \subset \mathcal{D} \subset \mathbb{R}^n$, if there exists a Lipschitz continuous extended class \mathcal{K} function α such that

$$\sup_{u \in U} [L_f h(x) + L_g h(x)u + \alpha(h(x))] \geq 0 \quad \forall x \in \mathcal{D}. \quad (4)$$

The admissible control space, $K(x) = \{u \in U : L_f h(x) + L_g h(x)u + \alpha(h(x)) \geq 0\}$, can be used to find sufficient conditions for the forward invariance of \mathcal{C} , meaning that if $x(0) \in \mathcal{C}$ then $x(t) \in \mathcal{C}$ for all $t \geq 0$ where $x(t)$ is the solution to the closed loop system under a fixed controller.

Theorem 1. [22] Given a set $\mathcal{C} \subset \mathbb{R}^n$ defined in (3) for a continuously differentiable function h , if h is a ZCBF on \mathcal{D} , then any Lipschitz continuous controller $u : \mathcal{D} \rightarrow U$ such that $u(x) \in K(x)$ will render the set \mathcal{C} forward invariant.

In addition to being able to make system safety guarantees, a ZCBF can be used to calculate a safe control input in an online manner through a QP. Given a nominal control input \hat{u} and a set of actuator constraints that can be expressed as linear inequalities, $Au \geq b$, we can calculate a safe control input closest in norm to \hat{u} as follows:

$$\begin{aligned} \min_{u \in \mathbb{R}^m} & \frac{1}{2} \|u - \hat{u}\|^2 \\ \text{s.t.} & L_f h(x) + L_g h(x)u + \alpha(h(x)) \geq 0 \\ & Au \geq b. \end{aligned} \quad (5)$$

The application of Theorem 1 is conditional upon the definition of a suitable barrier function that captures the safety requirement. This can be difficult when the system is subject to actuator constraints and nonlinear dynamics, as

is the case for fixed-wing UAVs. Motivated by this, in [18], it was shown how to systematically construct a barrier function for fixed-wing UAVs. Although the formulation in [18] does not consider sensing limitations, we will show in this paper that the formulation can be adapted to create a barrier function that allows for safety guarantees even when there are sensing restrictions. In particular, let $\rho : \mathcal{D} \rightarrow \mathbb{R}$ be a safety function that must be nonnegative at all times for the system to be considered safe. Let $\gamma : \mathcal{D} \rightarrow U$ be a nominal evading maneuver. Then a barrier function can be defined as the worst case safety function value when using γ for all future time,

$$h(x; \rho, \gamma) = \inf_{\tau \in [0, \infty)} \rho(\hat{x}(\tau)) \quad (6)$$

where $\dot{\hat{x}}(\tau) = f(\hat{x}(\tau)) + g(\hat{x}(\tau))\gamma(\hat{x}(\tau))$ and

$$\hat{x}(\tau) = x(t) + \int_0^\tau \dot{\hat{x}}(\eta) d\eta. \quad (7)$$

Theorem 2. [18] Given a dynamical system (2) and a set $\mathcal{C} \subset \mathcal{D}$ defined in (3) for a continuously differentiable h defined in (6) with a safety function ρ and locally Lipschitz evading maneuver γ , h satisfies (4) for all $x \in \mathcal{C}$. If in addition, $L_g h(x)$ is non-zero for all $x \in \partial\mathcal{C}$ and γ maps to values in the interior of U , then h is a ZCBF on an open set \mathcal{D} where $\mathcal{C} \subset \mathcal{D}$.

In [18], two cases of γ and ρ are considered for the calculation of h in (6) in closed form. First

$$\gamma_{turn} = [\sigma v \ \omega \ 0 \ v \ \omega \ 0]^T \quad (8)$$

is an evasive maneuver encoding a constant rate turn for both vehicles with possibly different forward velocity where $0 < \sigma \leq 1$. The safety function is

$$\rho_{turn}(x) = \sqrt{d_{1,2}(x) - 2\delta + \delta \sin(\theta_1) - \delta \cos(\theta_1)} - D_s, \quad (9)$$

where $\delta > 0$ is a scalar, $d_{1,2}(x)$ is the squared distance between vehicles 1 and 2, and D_s is the minimum distance between the vehicles for the system to be considered safe. The second case considered in [18] uses

$$\gamma_{straight} = [v_1 \ 0 \ \zeta_1 \ v_2 \ 0 \ \zeta_2]^T, \quad (10)$$

where $v_1 \neq v_2$, which encodes each vehicle maintaining a straight trajectory. The safety function is

$$\rho_{straight}(x(t)) = \sqrt{d_{1,2}(x) - D_s}. \quad (11)$$

When h is constructed from $\gamma_{straight}$ and $\rho_{straight}$ we denote the resulting h in equation (6) by $h_{straight}$. We similarly denote h_{turn} when constructing h from γ_{turn} and ρ_{turn} . Motivated by the existence of a closed form solution to (6) for h_{turn} and $h_{straight}$ we will consider h_{turn} and $h_{straight}$ throughout this paper. However, this particular choice is not central to the contribution of this paper.

III. MOTIVATION

We assume there is a sensor modeled via a set $S \subset \mathcal{D}$ such that, if the system state x is such that $x \in S$, then x is completely known to both vehicles, whereas if $x \notin S$, then all that is known is that $x \notin S$. This is the case for instance when the sensor has limited range, as was considered in [14],

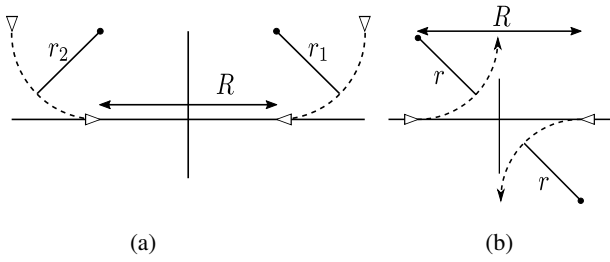


Fig. 1: Two examples where limited range sensing creates issues when applying barrier certificates to fixed-wing UAV collision avoidance. In (a), the vehicles start so that $h_{straight}(x) = (r_1 + r_2 + R) - D_s \geq 0$ but because the vehicles cannot sense each other, achieve a configuration where $h_{straight}(x) = -D_s$. In (b), the vehicles travel along the x -axis until they sense each other at a distance of R apart, at which point the safe control implied by h_{turn} requires high turn speed.

[16]. In the case of UAV collision avoidance where each UAV is equipped with an omnidirectional sensor with range R , $S = \{x \in \mathcal{D} : d_{1,2}(x) \leq R^2\}$. In this section we present two motivating examples to illustrate two distinct issues that can arise when using barrier functions in the presence of limited range sensing. In both cases, the critical problem is that $K(x)$ cannot be calculated for all $x \in \mathcal{D}$ because $S \subset \mathcal{D}$.

The first issue that limited range sensing introduces is that safety can no longer be guaranteed. In particular, we construct a scenario where $h(x(0)) \geq 0$ and, because $K(x)$ cannot be calculated, there is a future time for which $h(x(t)) < 0$. In other words, we can have a continuously differentiable barrier function h that satisfies (4) but still not be able to guarantee safety. The second issue we examine is that there can be discontinuities in actuator commands even though h is continuously differentiable. This can cause alarm or discomfort for systems designed to ensure safety of human passengers (e.g., cruise control [22]). In the following examples, consider two UAVs equipped with omnidirectional sensors (e.g. radar) of radius R , with dynamics governed by a nominal controller $\hat{u}(x)$. See Fig. 1 for illustrations.

Example 1. A Barrier Function Without a Safety Guarantee. Suppose the two vehicles start at $x_1(0) = [r_1 + R/2 \ r_1 \ -\pi/2 \ 0]^T$, $x_2(0) = [-r_2 - R/2 \ r_2 \ -\pi/2 \ 0]^T$, respectively, where vehicle 1 has a nominal control input of $\hat{u}_1 = [v_1 \ -\omega]^T$ and vehicle 2 has a nominal control input of $\hat{u}_2 = [v_2 \ \omega]^T$ so that they both follow a circular trajectory with radius $r_1 = v_1/\omega$ and r_2/ω , respectively (see Fig. 1a). Then $h_{straight}(x(0)) = (r_1 + r_2 + R) - D_s \geq 0$ as long as $R \geq \max(0, D_s - r_1 - r_2)$ so the vehicles start safe according to $h_{straight}$. Further, note that because the vehicles cannot sense each other, $K(x)$ cannot be calculated. This is because to calculate $K(x)$, the values of $L_f h(x)$, $L_g h(x)$, and $h(x)$ are required. Because $K(x)$ cannot be calculated, there is no means to ensure that the control input applied to the vehicle will be in $K(x)$. In particular, it means that it is unknown whether the nominal control input

\hat{u} is in $K(x)$ and a design decision must be employed for what actuation input to apply to the vehicles. If the design decision is, for instance, to apply the nominal controller to the vehicles then the vehicles will reach $[R/2 \ 0 \ \pi \ 0]^T$ and $[-R/2 \ 0 \ 0 \ 0]^T$, respectively. Once the vehicles have reached this state, $h_{straight}(x) = -D_s$. This means that the vehicles started in a state such that $h(x(0)) \geq 0$ but there exists a later time t such that $h(x(t)) < 0$. This is because $K(x)$ cannot be calculated for $x \notin S$ so the control input applied to the aircraft does not always satisfy (4). In other words, because $K(x)$ cannot be calculated for all $x \in \mathcal{D}$, Theorem 1 cannot be used to guarantee safety.

Example 2. Loss of Smoothness. For h_{turn} let γ_{turn} be specified with $v = v_{min}$ and $\omega = \omega_{max}$ in (8). Let the two aircraft have sensor radius $R = (D_s + 2r) \cos(\eta) + 4\delta$ where $r = v_{min}/\omega_{max}$ and $\eta = \arcsin(r/(r + D_s/2))$. As in Fig. 1b, let the vehicles have initial positions of $[(D_s/2 + r) \cos(\eta) + 2\delta + \epsilon \ 0 \ -\pi \ 0]^T$ and $[-(D_s/2 + r) \cos(\eta) - 2\delta - \epsilon \ 0 \ 0 \ 0]^T$, respectively, where $\epsilon > 0$. Further, let each aircraft have a nominal trajectory that continues toward the origin. Because the aircraft cannot sense each other, $K(x)$ cannot be calculated. This means that there will be no collision avoidance override so the applied actuator command will be equal to the nominal controller command of $\hat{u}_i(x) = [v_{max} \ 0]^T$ until the vehicles reach states $[(D_s/2 + r) \cos(\eta) + 2\delta \ 0 \ -\pi \ 0]^T$ and $[-(D_s/2 + r) \cos(\eta) - 2\delta \ 0 \ 0 \ 0]^T$, respectively. At this point, the vehicles can sense each other and the constraints (4) in the QP (5) can be calculated, resulting in a discontinuity in the constraint in the QP (5).

IV. CONSTRUCTING A BARRIER FUNCTION FOR SAFETY GUARANTEES DESPITE LIMITED RANGE SENSING RESTRICTIONS

In Section III we saw that limited range sensing can lead to practical issues including the loss of safety guarantees even when a ZCBF exists for the system. This means that UAVs may collide with each other when they are equipped with limited range sensors. When limited sensing is not taken into account in the design of a ZCBF h , the problem is that values of h cannot be evaluated for all $x \in \mathcal{D}$, as required by Definition 1, and so h cannot be used to guarantee safety. In this section we provide a solution to this issue.

Definition 2. For a given ZCBF h and a sensor with sensor set S , h is *sensor compatible* if h is a positive constant for all $x \notin S$.

Remark 1. A sensor compatible ZCBF h must be positive outside S since otherwise this would imply for $x \notin S$ that (4) becomes $\alpha(h(x)) < 0$ so (4) does not hold for any $u \in U$.

Remark 2. For the case of UAVs equipped with a limited range sensor, this means the value of h is a positive constant when the vehicles are outside of the sensing range.

Importantly, implementing a safety overriding controller requires an exact calculation of the ZCBF constraint (4) only

if $K(x) \neq U$. When $K(x) = U$, there is no need to calculate $h(x)$ or its derivatives because any $u \in U$ is already known to be safe. Because of the additional structure on a sensor compatible ZCBF, we can relax the need to check $u \in K(x)$ for all $x \in \mathcal{D}$ in Theorem 1 because it is already known that $u \in K(x)$ for all u when $x \notin S$.

Corollary 1. *Suppose h is a sensor compatible ZCBF. Then any Lipschitz continuous controller $u : \mathcal{D} \rightarrow U$ such that $u(x) \in K(x)$ for all $x \in S$ will render the set \mathcal{C} forward invariant.*

Proof. By assumption $u(x) \in K(x)$ for all $x \in S$. Suppose then that $x \notin S$ so that $h(x)$ is a positive constant. Then $K(x) = U$ since $L_f h(x) + L_g h(x)u + \alpha(h(x)) = \alpha(h(x)) > 0$ is satisfied for all $u \in U$. Hence $u(x) \in K(x)$ for all $x \in \mathcal{D}$ so the assumptions of Theorem 1 are satisfied. \square

Remark 3. The difference between Theorem 1 and Corollary 1 is that the condition $u(x) \in K(x)$ only needs to be the case for $x \in S$ rather than $x \in \mathcal{D}$ due to the extra structure on a sensor compatible ZCBF. This is an important distinction because when there are sensing limitations, it may not be possible to calculate $K(x)$ for all $x \in \mathcal{D}$.

Remark 4. For an arbitrary sensor, neither $h_{straight}$ nor h_{turn} are necessarily sensor compatible. To see this for $h_{straight}$, let $R > 0$, $x_1 = [R + \epsilon \quad D_s \quad \pi \quad 0]^T$, and $x_2 = [-R + \epsilon \quad 0 \quad 0 \quad 0]^T$. Then $x \notin S$ for $\epsilon > 0$ and in this case $h(x) = 0$. However, if $x_2 = [-R + \epsilon \quad -D_s \quad 0 \quad 0]^T$, then $x \notin S$ but $h(x) = D_s$. Then $h_{straight}$ is not sensor compatible because $h(x)$ is not constant for all $x \notin S$. A similar calculation can be done to show h_{turn} is not sensor compatible. Hence, we cannot always apply Corollary 1 to $h_{straight}$ or h_{turn} when there is limited range sensing.

Consider now some ZCBF h that is not necessarily sensor compatible. We now show how to create a new barrier function \tilde{h} from h so that \tilde{h} is sensor compatible even though this is not the case for h . This allows us to be able to apply Corollary 1 to \tilde{h} and keep aircraft from colliding even though they have a limited range sensor. However, it is not always possible to create \tilde{h} from h so that \tilde{h} is sensor compatible and we therefore consider two cases. First, although h_{turn} is not necessarily sensor compatible for an arbitrary sensor, we give sufficient conditions to construct a ZCBF to be sensor compatible. Second, we show how to verify when it is impossible to construct a sensor compatible ZCBF using the proposed method. We show this is the case for $h_{straight}$.

To construct \tilde{h} , we first introduce an interpolation function to ensure that \tilde{h} is continuously differentiable, as required by the definition of a ZCBF. Let $\xi > 0$, $0 < \beta < 1$, and ψ be a continuously differentiable, non-decreasing, real valued function on an open set including $[\beta\xi, \xi]$ chosen to satisfy

$$\psi(\beta\xi) = \beta\xi, \quad \psi'(\beta\xi) = 1, \quad \psi'(\xi) = 0. \quad (12)$$

Example 3. An example of ψ in (12) is $\psi(\eta) = c_1\eta^2 + c_2\eta + c_3$ where $c_1 = \frac{-1}{2\xi(1-\beta)}$, $c_2 = -2\xi c_1$, and $c_3 = \beta\xi - c_1(\beta\xi)^2 - c_2\beta\xi$.

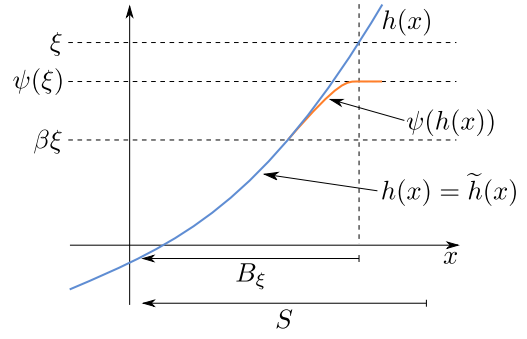


Fig. 2: A graphical view of a hypothetical barrier function h (blue) along with \tilde{h} (orange) of a one-dimensional system. Given h , the choice of ξ and β defines \tilde{h} and B_ξ . According to Theorem 3 when the system designer can identify a $\xi > 0$ that defines B_ξ where $B_\xi \subseteq S$, \tilde{h} is a ZCBF compatible with a sensor s .

We now define \tilde{h} as follows

$$\tilde{h}(x) = \begin{cases} h(x) & h(x) \leq \beta\xi \\ \psi(h(x)) & \beta\xi < h(x) < \xi \\ \psi(\xi) & \xi \leq h(x) \end{cases} \quad (13)$$

where we let $B_\xi = \{x \in \mathcal{D} : h(x) \leq \xi\}$ be a sub-level set of h (see Fig. 2) where ξ denotes the maximum value of h for which the safety constraint affects the value of \tilde{h} . B_ξ is the set of states where the safety constraint affects the value of \tilde{h} . β is a mixing term for states where $\beta\xi < h(x) < \xi$ and exists to ensure the differentiability of \tilde{h} .

Remark 5. With this setup, we can take the following steps to show when a ZCBF \tilde{h} is sensor compatible. First, the system designer chooses ξ which determines B_ξ . Second, the system designer determines if $B_\xi \subseteq S$. In other words, $\xi > 0$ must be chosen with the sensing range in mind in order to verify that $B_\xi \subseteq S$. The second step verifies that a sensor exists so that any value of $h(x)$ such that $h(x) < \xi$ can be calculated. Since \tilde{h} does not require knowledge of x for $h(x) \geq \xi$, $\tilde{h}(x)$ can be calculated for all $x \in \mathcal{D}$. We prove this intuition below. Note that when multiple ξ satisfy the above steps, it may be preferable to select larger ξ because $h(x) = \tilde{h}(x)$ for all $x \in \mathcal{D}$ such that $h(x) \leq \beta\xi$.

Lemma 1. *Assume h defined in (6) is a ZCBF where γ is locally Lipschitz. Let \tilde{h} be defined as in (13). Then \tilde{h} is a ZCBF on \mathcal{D} .*

Proof. Note that because of how ψ is defined and because h is a continuously differentiable function, that \tilde{h} is a continuously differentiable function. Also note that for $\beta\xi < h(x) < \xi$, $\psi(h(x)) > 0$ since ψ is a non-decreasing function that is positive at $\beta\xi$. To show that \tilde{h} satisfies (4), let $x \in \mathcal{D}$. We consider three cases. First, if $h(x) \leq \beta\xi$ then the inequality (4) holds for $\tilde{h}(x)$ because $h(x)$ is a ZCBF. If $h(x) \geq \xi$ then (4) for $\tilde{h}(x)$ becomes $\alpha(\psi(\xi)) \geq 0$ which is true for all $u \in U$ because $\psi(\xi) > 0$ and α is a class \mathcal{K} function. Finally, suppose $\beta\xi < h(x) < \xi$ and note that

because ψ is non-decreasing that $\frac{\partial\psi(h(x))}{\partial h(x)} \geq 0$. Then

$$\begin{aligned} & L_f \tilde{h}(x) + L_g \tilde{h}(x)\gamma(x) + \alpha(\tilde{h}(x)) \\ &= \frac{\partial\psi(h(x))}{\partial h(x)} (L_f h(x) + L_g h(x)\gamma(x)) + \alpha(\psi(h(x))) \\ &\geq 0. \end{aligned}$$

The first line uses the chain rule. The second line uses the fact that $\frac{\partial\psi(h(x))}{\partial h(x)} \geq 0$ and that $L_f h(x) + L_g h(x)\gamma(x) \geq 0$, as was established in the proof of Theorem 2 in [18]. Finally, note that $\alpha(\psi(h(x))) \geq 0$ because $\psi(h(x)) > 0$ and α is a class \mathcal{K} function. Then \tilde{h} is a ZCBF. \square

Theorem 3. For a given sensor S , assume h defined in (6) is a ZCBF where γ is locally Lipschitz and there exists a $\xi > 0$ such that $B_\xi \subseteq S$. Then \tilde{h} defined in (13) is a sensor compatible ZCBF.

Proof. \tilde{h} is a ZCBF by Lemma 1. Suppose $x \notin S$. Then because $B_\xi \subseteq S$, $h(x) > \xi$ so $\tilde{h}(x) = \psi(\xi)$. Then \tilde{h} is a positive constant for all $x \notin S$ and is sensor compatible. \square

Theorem 3 is the justification of the steps listed in Remark 5. Combined with Corollary 1, Theorem 3 states how the forward invariance of a set \mathcal{C} can be guaranteed even though there is limited range sensing. However, it is predicated on finding a $\xi > 0$ that defines a sublevel set B_ξ for which $B_\xi \subseteq S$. We now give an example of such a case for fixed wing collision avoidance where each aircraft is equipped with an omnidirectional sensor with a given range R .

Example 4. It was shown in Remark 4 that h_{turn} is not necessarily sensor compatible for an arbitrary sensor. We now use Theorem 3 to define sensing requirements so that we can create \tilde{h} from h_{turn} so that \tilde{h} is sensor compatible. For h_{turn} , the trajectory defined in (7) is a circle for each aircraft with radius $r_1 = \sigma v/\omega$ and $r_2 = v/\omega$, respectively. Let $\Delta x(t) = p_{1,x}(t) - p_{2,x}(t)$, and $\Delta y(t) = p_{1,y}(t) - p_{2,y}(t)$, so that the vehicles start at a planar distance of $(\Delta x^2(t) + \Delta y^2(t))^{1/2}$ from each other. Assuming the planar distance between the vehicles, $(\Delta x^2(t) + \Delta y^2(t))^{1/2}$, is greater than $2(r_1 + r_2)$, the closest the distance can be along the trajectory (7) is $d_{1,2}(x(0))^{1/2} - 2r_1 - 2r_2$. Assume each vehicle has an omnidirectional sensor with range R large enough so that

$$((R - 2r_1 - 2r_2)^2 - 4\delta)^{1/2} - D_s > 0. \quad (14)$$

Equation (14) implies S for this example. Having defined the sensing limitations for this problem, we now follow the steps in Remark 5 to show that \tilde{h} is a sensor compatible ZCBF. First, we choose ξ so that we can prove $B_\xi \subseteq S$, namely

$$((R - 2r_1 - 2r_2)^2 - 4\delta)^{1/2} - D_s = \xi > 0. \quad (15)$$

Second, we show that $B_\xi \subseteq S$. Suppose $x(t) \notin S$ so that $d_{1,2}(x(t)) > R^2$. Then because the trajectories of each vehicle is a circle in (7),

$$\begin{aligned} h(x(t)) &= \inf_{\tau \in [0, \infty)} \rho(t + \tau) \\ &\geq ((d_{1,2}(x(0))^{1/2} - 2r_1 - 2r_2)^2 - 4\delta)^{1/2} - D_s \\ &> ((R - 2r_1 - 2r_2)^2 - 4\delta)^{1/2} - D_s = \xi > 0. \end{aligned}$$

Then $x(t) \notin B_\xi$. Then $B_\xi \subseteq S$. In other words, given a sensor of radius R , we can choose ξ according to (15) and use \tilde{h} defined in (13) to ensure safe operations between two UAVs.

While Example 4 showed how to use h_{turn} with Theorem 3 in order to ensure UAV collision avoidance in spite of limited range sensing, the same cannot be done for $h_{straight}$.

Corollary 2. Assume h defined in (6) is a ZCBF where γ is locally Lipschitz. Suppose there exists an $x \in \mathcal{D}$ such that $h(x) < 0$ and $x \notin S$. Then for all $\xi > 0$, $B_\xi \not\subseteq S$.

Proof. Note that for the given x , $x \in B_\xi$ for any $\xi > 0$ since $h(x) < 0$. Then $x \in B_\xi$ but $x \notin S$. \square

Remark 6. We now use Corollary 2 to show $h_{straight}$ cannot be used with Theorem 3 to guarantee safety. Let $x_1(0) = [-R/2 - \epsilon \ 0 \ 0 \ 0]^T$, $x_2(0) = [R/2 + \epsilon \ 0 \ \pi \ 0]^T$ the sensing radius be R , and $\epsilon > 0$. Then $h(x) = -D_s$ and $x \notin S$ since the vehicles are further than R apart.

V. AN INTERPRETATION OF \tilde{h} AS A MORE PERMISSIVE ZCBF THAN h

Consider a ZCBF h that is not necessarily sensor compatible but for which it is possible to construct \tilde{h} so that \tilde{h} is a sensor compatible ZCBF. In this section we characterize how \tilde{h} is more permissive than h . For notational convenience we denote $\nabla_h \psi(h(x)) = \frac{\partial\psi(h(x))}{\partial h(x)}$ and assume the following.

Assumption 1. Assume on $(\beta\xi, \xi)$, α is continuously differentiable. Further, assume the derivative of α is non-increasing on $(\beta\xi, \xi)$.

Remark 7. The assumptions on α can be satisfied for any α that is linear on the region $(\beta\xi, \xi)$.

Assumption 2. Assume the domain of ψ is extended by letting ψ be the identity function for inputs $h(x) < \beta\xi$. Further, assume the first derivative of ψ is strictly positive but non-increasing on $(\beta\xi, \xi)$ and the second derivative of ψ is negative on $(\beta\xi, \xi)$.

Remark 8. Note that because the first derivative of ψ is strictly positive for $h(x) < \xi$, $(\nabla_h \psi(h(x)))^{-1}$ is well defined on $h(x) < \xi$.

Remark 9. The ψ discussed in Example 3 satisfies Assumption 2 by letting $\psi(h(x)) = h(x)$ for $h(x) \leq \beta\xi$.

We begin by expanding the barrier condition (1) for \tilde{h} in terms of h . This will then be used to show the conditions such that $K(x) \subseteq \tilde{K}(x)$ where $\tilde{K}(x)$ is the admissible control space of h at x . Under Assumption 2 and noting Remark 8, for $h(x) < \xi$ we have for $x \in \mathcal{D}$ that

$$\begin{aligned} & L_f \tilde{h}(x) + L_g \tilde{h}(x)u + \alpha(\tilde{h}(x)) \\ &= \nabla_h \psi(h(x)) (L_f h(x) + L_g h(x)u) + \alpha(\psi(h(x))) \\ &= \nabla_h \psi(h(x)) \left(L_f h(x) + L_g h(x)u + \right. \\ &\quad \left. (\nabla_h \psi(h(x)))^{-1} \alpha(\psi(h(x))) \right). \end{aligned}$$

Then because $\nabla_h \psi(h(x)) > 0$ and letting

$$\alpha_2(h(x)) = (\nabla_h \psi(h(x)))^{-1} \alpha(\psi(h(x))), \quad (16)$$

we have, letting sgn be the sign of the expression,

$$\begin{aligned} & \text{sgn}(L_f \tilde{h}(x) + L_g \tilde{h}(x)u + \alpha(\tilde{h}(x))) \\ &= \text{sgn}(L_f h(x) + L_g h(x)u + \alpha_2(h(x))). \end{aligned} \quad (17)$$

Lemma 2. *Suppose h is a ZCBF, let \tilde{h} be as defined in (13), let Assumptions 1 and 2 hold, and let α_2 be as defined in (16). If $h(x) < \xi$ then $\alpha_2(h(x)) \geq \alpha(h(x))$.*

Proof. Suppose $h(x) \leq \beta\xi$. Then because $\psi(h(x)) = h(x)$, $\alpha_2(h(x)) = \alpha(h(x))$. Suppose now that $\beta\xi < h(x) < \xi$. We prove $\alpha_2(h(x)) \geq \alpha(h(x))$ with the comparison lemma [23].

It has already been shown that $\alpha_2(h(x)) = \alpha(h(x))$ at $h(x) = \beta\xi$. We now show that $\nabla_h \alpha_2(h(x)) \geq \nabla_h \alpha(h(x))$ for $h(x) \in (\beta\xi, \xi)$. By the chain rule,

$$\begin{aligned} & \nabla_h \alpha_2(h(x)) \\ &= - \left(\frac{1}{\nabla_h \psi(h(x))} \right)^2 \nabla_h^2 \psi(h(x)) \alpha(\psi(h(x))) \\ & \quad + \left(\frac{1}{\nabla_h \psi(h(x))} \right) \nabla_{\psi} \alpha(\psi(h(x))) \nabla_h \psi(h(x)) \\ & \geq \nabla_{\psi} \alpha(\psi(h(x))). \end{aligned}$$

The inequality holds because the second derivative of ψ is negative and $\alpha(\psi(h(x))) \geq 0$ for $h(x) \in (\beta\xi, \xi)$. We must now show that $\nabla_{\psi} \alpha(\psi(h(x))) \geq \nabla_h \alpha(h(x))$ to conclude that $\alpha_2(h(x)) \geq \alpha(h(x))$ for $h(x) \in (\beta\xi, \xi)$.

Because $\psi(h(x)) = h(x)$ for $h(x) = \beta\xi$, the first derivative of ψ is 1 at $h(x) = \beta\xi$ and the first derivative is non-increasing on $h(x) \in (\beta\xi, \xi)$, so $\psi(h(x)) \leq h(x)$ for $h(x) \in (\beta\xi, \xi)$. Then because the derivative of α is non-increasing for $h(x) \in (\beta\xi, \xi)$, $\nabla_{\psi} \alpha(\psi(h(x))) \geq \nabla_h \alpha(h(x))$. \square

Remark 10. Note that α_2 is a class \mathcal{K} function. By definition, $\alpha_2(0) = 0$ and is strictly increasing on $(0, \beta\xi)$. To see that α_2 is strictly increasing on $(\beta\xi, \xi)$, note that it has already been proven that $\nabla_h \alpha_2(h(x)) \geq \nabla_{\psi} \alpha(\psi(h(x))) \geq \nabla_h \alpha(h(x))$. Further $\nabla_h \alpha(h(x)) > 0$ since α is a class \mathcal{K} function. Then $\nabla_h \alpha_2(h(x)) > 0$.

Theorem 4. *Suppose h is a ZCBF, assume \tilde{h} as defined in (13) is sensor compatible, and let Assumptions 1 and 2 hold. Then $K(x) \subseteq \tilde{K}(x)$ for all $x \in \mathcal{D}$.*

Proof. Suppose x is such that $h(x) < \xi$ and $u \in K(x)$. Then $L_f h(x) + L_g h(x)u + \alpha(h(x)) \geq 0$. Then since $\alpha_2(h(x)) \geq \alpha(h(x))$ from Lemma 2 we have $L_f \tilde{h}(x) + L_f \tilde{h}(x)u + \alpha_2(\tilde{h}(x)) \geq 0$. Then from (17), $L_f \tilde{h}(x) + L_g \tilde{h}(x)u + \alpha(\tilde{h}(x)) \geq 0$. Then $u \in \tilde{K}(x)$.

Suppose x is such that $h(x) \geq \xi$ and $u \in K(x)$. Then because $u \in U$, $u \in \tilde{K}(x)$ since $\tilde{K}(x) = U$. \square

Remark 11. In particular, Theorem 4 gives the conditions under which any u satisfying the QP (5) using h will be satisfied in a QP (5) when using \tilde{h} .

VI. SIMULATION EXPERIMENTS

In this section we conduct a simulation experiment with SCRIMMAGE [24]. We consider two vehicles with initial states of $[-200 \ 0 \ 0 \ 0]^T$ and $[200 \ 0 \ \pi \ 0]^T$ with

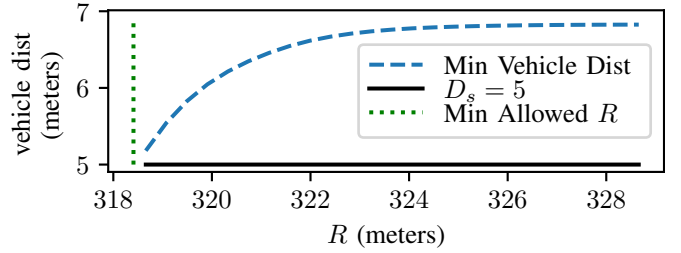


Fig. 3: The minimum vehicle distance vs sensing range. The green dashed line is the minimum sensing range using (14). Note that for all sensing ranges above the minimum sensing range, the vehicles are able to maintain safe distances.

goal positions of $[200 \ 0 \ 0]^T$ and $[-200 \ 0 \ 0]^T$, respectively. We use h_{turn} , letting $v = 0.9v_{min} + 0.1v_{max}$ and $\omega = 0.9\omega_{max}$ in (8) where $v_{min} = 15$ meters/second, $v_{max} = 25$ meters/second, $\delta = 0.01$ meters², and $\omega_{max} = 13$ degrees/second. The choice of ω_{max} results from assuming a 30 degree max bank angle while traveling at v_{max} and using a constant rate turn formula, as in [25].

In the first experiment, we examine the effect of sensing range on the resulting closest distance the vehicles experience during the simulation. In Example 4 we showed how to apply the steps described in Remark 5 by choosing ξ so that $B_{\xi} \subseteq S$ to conclude that \tilde{h} is sensor compatible. The conclusion required that the sensing range was above a threshold in (14). Using the parameters of this experiment, equation (14) implies $R > 318.4$. Because the inequality is strict, we start the experiment with $R = 319$. As shown in Fig. 3, provided the sensing range is above the threshold calculated in (14), the vehicles are able to maintain safe distances throughout the simulation. Further, as the sensing range approaches the limit predicted by (14), the minimum distance between the vehicles approaches D_s .

In the second experiment we repeat the experiment of [18] where 20 vehicles are applying a barrier function and are positioned around a circle with a nominal controller that cause the vehicles to arrive at the origin at the same time. We note that satisfying multiple constraints simultaneously with barrier certificates has been previously addressed [17], [18], [26], [27] and we use the method discussed in [18] for this experiment. The difference in this experiment from [18] is that we include a limited sensing range of 350 for each vehicle and start the vehicles 1250 feet from the origin so they start the scenario without being able to sense each other. A video simulation is shown in [28] and the vehicles are able to maintain safe distances throughout the simulation.

VII. CONCLUSION

In this paper we have discussed practical issues that arise when using a barrier function to ensure safe operations when there is limited range sensing and actuator constraints. The solution derives a new barrier function that can be used to ensure that a system will stay safe for all future times even though the system is still subject to limited range sensing and was verified in a 20 UAV simulation study.

REFERENCES

- [1] *FAA Aerospace Forecast, Fiscal Years 2020-2040*, Federal Aviation Administration, 2020.
- [2] P. Kopardekar, J. Rios, T. Prevot, M. Johnson, J. Jung, and J. Robinson, "Unmanned aircraft system traffic management (utm) concept of operations," in *AIAA Aviation Forum*, 2016.
- [3] S. Mastellone, D. M. Stipanović, C. R. Graunke, K. A. Intlekofer, and M. W. Spong, "Formation control and collision avoidance for multi-agent non-holonomic systems: Theory and experiments," *The International Journal of Robotics Research*, vol. 27, no. 1, pp. 107–126, 2008.
- [4] E. J. Rodriguez-Seda, "Decentralized trajectory tracking with collision avoidance control for teams of unmanned vehicles with constant speed," in *American Control Conference (ACC), 2014*. IEEE, 2014, pp. 1216–1223.
- [5] P. Panyakeow and M. Mesbahi, "Decentralized deconfliction algorithms for unicycle uavs," in *American Control Conference (ACC), 2010*. IEEE, 2010, pp. 794–799.
- [6] S. Temizer, M. Kochenderfer, L. Kaelbling, T. Lozano-Pérez, and J. Kuchar, "Collision avoidance for unmanned aircraft using markov decision processes," in *AIAA guidance, navigation, and control conference*, 2010, p. 8040.
- [7] T. B. Wolf and M. J. Kochenderfer, "Aircraft collision avoidance using monte carlo real-time belief space search," *Journal of Intelligent & Robotic Systems*, vol. 64, no. 2, pp. 277–298, 2011.
- [8] B. Di, R. Zhou, and H. Duan, "Potential field based receding horizon motion planning for centrality-aware multiple uav cooperative surveillance," *Aerospace Science and Technology*, vol. 46, pp. 386–397, 2015.
- [9] M. Defoort, A. Kokosy, T. Floquet, W. Perruquetti, and J. Palos, "Motion planning for cooperative unicycle-type mobile robots with limited sensing ranges: A distributed receding horizon approach," *Robotics and autonomous systems*, vol. 57, no. 11, pp. 1094–1106, 2009.
- [10] J. Shin and H. J. Kim, "Nonlinear model predictive formation flight," *IEEE Transactions on Systems, Man, and Cybernetics-Part A: Systems and Humans*, vol. 39, no. 5, pp. 1116–1125, 2009.
- [11] E. Lalish, K. A. Morgansen, and T. Tsukamaki, "Decentralized reactive collision avoidance for multiple unicycle-type vehicles," in *American Control Conference, 2008*. IEEE, 2008, pp. 5055–5061.
- [12] P. Fiorini and Z. Shiller, "Motion planning in dynamic environments using velocity obstacles," *The International Journal of Robotics Research*, vol. 17, no. 7, pp. 760–772, 1998.
- [13] C. Tomlin, G. J. Pappas, and S. Sastry, "Conflict resolution for air traffic management: A study in multiagent hybrid systems," *IEEE Transactions on automatic control*, vol. 43, no. 4, pp. 509–521, 1998.
- [14] U. Borrmann, L. Wang, A. D. Ames, and M. Egerstedt, "Control barrier certificates for safe swarm behavior," *IFAC-PapersOnLine*, vol. 48, no. 27, pp. 68–73, 2015.
- [15] L. Wang, A. Ames, and M. Egerstedt, "Safety barrier certificates for heterogeneous multi-robot systems," in *American Control Conference (ACC), 2016*. IEEE, 2016, pp. 5213–5218.
- [16] G. Wu and K. Sreenath, "Safety-critical control of a 3d quadrotor with range-limited sensing," in *ASME 2016 Dynamic Systems and Control Conference*. American Society of Mechanical Engineers, 2016, pp. V001T05A006–V001T05A006.
- [17] X. Xu, J. W. Grizzle, P. Tabuada, and A. D. Ames, "Correctness guarantees for the composition of lane keeping and adaptive cruise control," *IEEE Transactions on Automation Science and Engineering*, 2017.
- [18] E. Squires, P. Pierpaoli, R. Konda, S. Coogan, and M. Egerstedt, "Composition of safety constraints for fixed-wing collision avoidance amidst limited communications," *arXiv preprint:arXiv:1906.03771v3*, 2020.
- [19] S. P. Jackson, "Controlling small fixed wing uavs to optimize image quality from on-board cameras," Ph.D. dissertation, UC Berkeley, 2011.
- [20] L. Pallottino, V. G. Scordio, A. Bicchi, and E. Frazzoli, "Decentralized cooperative policy for conflict resolution in multivehicle systems," *IEEE Transactions on Robotics*, vol. 23, no. 6, pp. 1170–1183, 2007.
- [21] A. Krontiris and K. E. Bekris, "Using minimal communication to improve decentralized conflict resolution for non-holonomic vehicles," in *Intelligent Robots and Systems (IROS), 2011 IEEE/RSJ International Conference on*. IEEE, 2011, pp. 3235–3240.
- [22] A. D. Ames, X. Xu, J. W. Grizzle, and P. Tabuada, "Control barrier function based quadratic programs for safety critical systems," *IEEE Transactions on Automatic Control*, vol. 62, no. 8, pp. 3861–3876, 2017.
- [23] K. K. Hassan, *Nonlinear systems*. Prentice Hall, Upper Saddle River, NJ 07458, 2002.
- [24] K. DeMarco, E. Squires, M. Day, and C. Pippin, "Simulating collaborative robots in a massive multi-agent game environment (SCRIMMAGE)," in *Int. Symp. on Distributed Autonomous Robotic Systems*, 2018.
- [25] L. J. Clancy, *Aerodynamics*. Halsted Press, 1975.
- [26] L. Wang, D. Han, and M. Egerstedt, "Permissive barrier certificates for safe stabilization using sum-of-squares," in *2018 Annual American Control Conference (ACC)*. IEEE, 2018, pp. 585–590.
- [27] X. Xu, "Constrained control of input-output linearizable systems using control sharing barrier functions," *Automatica*, vol. 87, pp. 195–201, 2018.
- [28] E. Squires, "Safety with limited range sensing constraints for fixed wing aircraft," <https://youtu.be/SJp6zBZfB0A>, 2021, accessed: 2021-03-09.