
ITERATIVE AMORTIZED POLICY OPTIMIZATION

Joseph Marino^{1*}, Alexandre Piché², Alessandro Davide Ialongo³, and Yisong Yue¹

¹California Institute of Technology

²Mila, Université de Montréal

³University of Cambridge

ABSTRACT

Policy networks are a central feature of deep reinforcement learning (RL) algorithms for continuous control, enabling the estimation and sampling of high-value actions. From the variational inference perspective on RL, policy networks, when employed with entropy or KL regularization, are a form of amortized optimization, optimizing network parameters rather than the policy distributions directly. However, this direct amortized mapping can empirically yield suboptimal policy estimates. Given this perspective, we consider the more flexible class of iterative amortized optimizers. We demonstrate that the resulting technique, iterative amortized policy optimization, yields performance improvements over conventional direct amortization methods on benchmark continuous control tasks. Code is available at github.com/joelouismarino/variational_rl.

1 INTRODUCTION

Reinforcement learning (RL) algorithms involve policy evaluation and policy optimization (Sutton & Barto, 2018). Given a policy, one can estimate the value for each state or state-action pair following that policy, and given a value estimate, one can improve the policy to maximize the value. This latter procedure, policy optimization, can be challenging in continuous control due to instability and poor asymptotic performance. In deep RL, where policies over continuous actions are often parameterized by deep networks, such issues are typically tackled using regularization from previous policies (Schulman et al., 2015; 2017) or by maximizing policy entropy (Mnih et al., 2016; Fox et al., 2016). These techniques can be interpreted as variational inference (Levine, 2018), using optimization to infer a policy that yields high expected return while satisfying prior policy constraints. This smooths the optimization landscape, improving stability and performance (Ahmed et al., 2019).

However, one subtlety arises: when used with entropy or KL regularization, policy networks perform *amortized* optimization (Gershman & Goodman, 2014). That is, rather than optimizing the policy distribution, e.g. mean and variance, many deep RL algorithms, such as soft actor-critic (SAC) (Haarnoja et al., 2018b;c), instead optimize a network to output these parameters, *learning* to optimize the policy. Typically, this is implemented as a direct mapping from states to policy distribution parameters. While *direct* amortization schemes have improved the efficiency of variational inference as encoder networks (Kingma & Welling, 2014; Rezende et al., 2014; Mnih & Gregor, 2014), they are also suboptimal (Cremer et al., 2018; Kim et al., 2018; Marino et al., 2018b). This suboptimality is referred to as the amortization gap (Cremer et al., 2018), translating into a gap in the RL objective.

Inspired by techniques and improvements from variational inference, we investigate *iterative* amortized policy optimization. Iterative amortization (Marino et al., 2018b) uses gradients or errors to iteratively update the parameters of a distribution. Unlike direct amortization, which receives gradients only *after* outputting the distribution, iterative amortization uses these gradients *online*, thereby learning to perform iterative optimization. In generative modeling settings, iterative amortization tends to empirically outperform direct amortization (Marino et al., 2018b;a), with the added benefit of finding multiple modes of the optimization landscape (Greff et al., 2019).

Using MuJoCo environments (Todorov et al., 2012) from OpenAI gym (Brockman et al., 2016), we demonstrate performance improvements of iterative amortized policy optimization over direct amortization in model-free and model-based settings. We analyze various aspects of policy optimization,

*Correspondence to jmarino@caltech.edu.

including iterative policy refinement, adaptive computation, and zero-shot optimizer transfer. Identifying policy networks as a form of amortization clarifies suboptimal aspects of direct approaches to policy optimization. Iterative amortization, by harnessing gradient-based feedback during policy optimization, offers an effective and principled improvement.

2 BACKGROUND

2.1 PRELIMINARIES

We consider Markov decision processes (MDPs), where $\mathbf{s}_t \in \mathcal{S}$ and $\mathbf{a}_t \in \mathcal{A}$ are the state and action at time t , resulting in reward $r_t = r(\mathbf{s}_t, \mathbf{a}_t)$. Environment state transitions are given by $\mathbf{s}_{t+1} \sim p_{\text{env}}(\mathbf{s}_{t+1}|\mathbf{s}_t, \mathbf{a}_t)$, and the agent is defined by a parametric distribution, $p_{\theta}(\mathbf{a}_t|\mathbf{s}_t)$, with parameters θ . The discounted sum of rewards is denoted as $\mathcal{R}(\tau) = \sum_t \gamma^t r_t$, where $\gamma \in (0, 1]$ is the discount factor, and $\tau = (\mathbf{s}_1, \mathbf{a}_1, \dots)$ is a trajectory. The distribution over trajectories is:

$$p(\tau) = \rho(\mathbf{s}_1) \prod_{t=1}^T p_{\text{env}}(\mathbf{s}_{t+1}|\mathbf{s}_t, \mathbf{a}_t) p_{\theta}(\mathbf{a}_t|\mathbf{s}_t), \quad (1)$$

where the initial state is drawn from the distribution $\rho(\mathbf{s}_1)$. The standard RL objective consists of maximizing the expected discounted return, $\mathbb{E}_{p(\tau)}[\mathcal{R}(\tau)]$. For convenience of presentation, we use the undiscounted setting ($\gamma = 1$), though the formulation can be applied with any valid γ .

2.2 KL-REGULARIZED REINFORCEMENT LEARNING

Various works have formulated RL, planning, and control problems in terms of probabilistic inference (Dayan & Hinton, 1997; Attias, 2003; Toussaint & Storkey, 2006; Todorov, 2008; Botvinick & Toussaint, 2012; Levine, 2018). These approaches consider the agent-environment interaction as a graphical model, then convert reward maximization into maximum marginal likelihood estimation, learning and inferring a policy that results in maximal reward. This conversion is accomplished by introducing one or more binary observed variables (Cooper, 1988), denoted as \mathcal{O} , with

$$p(\mathcal{O} = 1|\tau) \propto \exp(\mathcal{R}(\tau)/\alpha),$$

where α is a temperature hyper-parameter. These new variables are often referred to as ‘‘optimality’’ variables (Levine, 2018). We would like to infer latent variables, τ , and learn parameters, θ , that yield the maximum log-likelihood of optimality, i.e. $\log p(\mathcal{O} = 1)$. Evaluating this likelihood requires marginalizing the joint distribution, $p(\mathcal{O} = 1) = \int p(\tau, \mathcal{O} = 1) d\tau$. This involves averaging over all trajectories, which is intractable in high-dimensional spaces. Instead, we can use variational inference to lower bound this objective, introducing a structured approximate posterior distribution:

$$\pi(\tau|\mathcal{O}) = \prod_{t=1}^T p_{\text{env}}(\mathbf{s}_{t+1}|\mathbf{s}_t, \mathbf{a}_t) \pi(\mathbf{a}_t|\mathbf{s}_t, \mathcal{O}). \quad (2)$$

This provides the following lower bound on the objective, $\log p(\mathcal{O} = 1)$:

$$\log \int p(\mathcal{O} = 1|\tau) p(\tau) d\tau \geq \int \pi(\tau|\mathcal{O}) \left[\log p(\mathcal{O} = 1|\tau) + \log \frac{p(\tau)}{\pi(\tau|\mathcal{O})} \right] d\tau \quad (3)$$

$$= \mathbb{E}_{\pi}[\mathcal{R}(\tau)/\alpha] - D_{\text{KL}}(\pi(\tau|\mathcal{O})\|p(\tau)). \quad (4)$$

Equivalently, we can multiply by α , defining the variational RL objective as:

$$\mathcal{J}(\pi, \theta) \equiv \mathbb{E}_{\pi}[\mathcal{R}(\tau)] - \alpha D_{\text{KL}}(\pi(\tau|\mathcal{O})\|p(\tau)) \quad (5)$$

This objective consists of the expected return (i.e., the standard RL objective) and a KL divergence between $\pi(\tau|\mathcal{O})$ and $p(\tau)$. In terms of states and actions, this objective is written as:

$$\mathcal{J}(\pi, \theta) = \mathbb{E}_{\mathbf{s}_t, r_t \sim p_{\text{env}}, \mathbf{a}_t \sim \pi} \left[\sum_{t=1}^T r_t - \alpha \log \frac{\pi(\mathbf{a}_t|\mathbf{s}_t, \mathcal{O})}{p_{\theta}(\mathbf{a}_t|\mathbf{s}_t)} \right]. \quad (6)$$

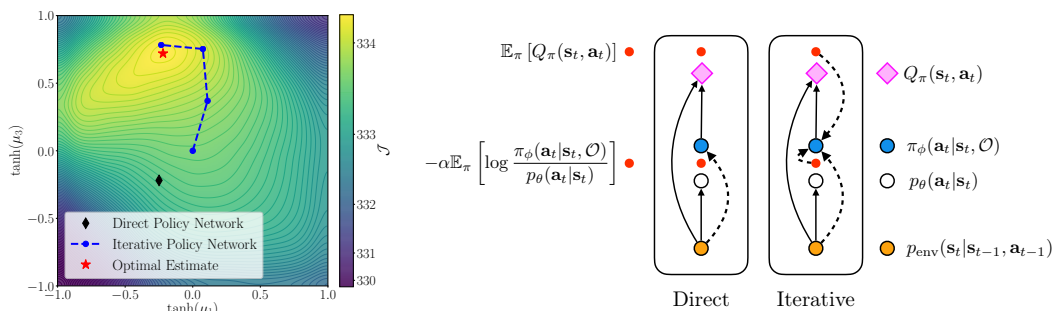


Figure 1: **Amortization.** **Left:** Optimization over two dimension of the policy mean, μ_1 and μ_3 , for a particular state. A direct amortized policy network outputs a suboptimal estimate, yielding an *amortization gap* in performance. An iterative amortized policy network finds an improved estimate. **Right:** Diagrams of direct and iterative amortization. Larger circles denote distributions, and smaller red circles denote terms in the objective, \mathcal{J} (Eq. 7). Dashed arrows denote amortization. Iterative amortization uses gradient feedback during optimization, while direct amortization does not.

At a given timestep, t , one can optimize this objective by estimating the future terms in the summation using a “soft” action-value (Q_π) network (Haarnoja et al., 2017) or model (Piché et al., 2019). For instance, sampling $\mathbf{s}_t \sim p_{\text{env}}$, slightly abusing notation, we can write the objective at time t as:

$$\mathcal{J}(\pi, \theta) = \mathbb{E}_\pi [Q_\pi(\mathbf{s}_t, \mathbf{a}_t)] - \alpha D_{\text{KL}}(\pi(\mathbf{a}_t | \mathbf{s}_t, \mathcal{O}) || p_\theta(\mathbf{a}_t | \mathbf{s}_t)). \quad (7)$$

Policy optimization in the KL-regularized setting corresponds to maximizing \mathcal{J} w.r.t. π . We often consider parametric policies, in which π is defined by distribution parameters, λ , e.g. Gaussian mean, μ , and variance, σ^2 . In this case, policy optimization corresponds to maximizing:

$$\lambda \leftarrow \arg \max_{\lambda} \mathcal{J}(\pi, \theta). \quad (8)$$

Optionally, we can then also learn the policy prior parameters, θ (Abdolmaleki et al., 2018).

2.3 KL-REGULARIZED POLICY NETWORKS PERFORM DIRECT AMORTIZATION

Policy-based approaches to RL typically do not directly optimize the policy distribution parameters, e.g. through gradient-based optimization. Instead, the policy distribution parameters are output by a function approximator (deep network), f_ϕ , which is trained using deterministic (Silver et al., 2014; Lillicrap et al., 2016) or stochastic gradients (Williams, 1992; Heess et al., 2015). When combined with entropy or KL regularization, this policy network is a form of *amortized* optimization (Gershman & Goodman, 2014), learning to estimate policies. Again, denoting the policy distribution parameters, e.g. mean and variance, as λ , for a given state, \mathbf{s} , we can express this direct mapping as

$$\lambda \leftarrow f_\phi(\mathbf{s}), \quad (9)$$

and we denote the corresponding policy as $\pi_\phi(\mathbf{a} | \mathbf{s}, \mathcal{O}; \lambda)$. Thus, f_ϕ attempts to *learn* to optimize Eq. 8. This setup is shown in Figure 1 (Right). Without entropy or KL regularization, i.e. $\pi_\phi(\mathbf{a} | \mathbf{s}) = p_\theta(\mathbf{a} | \mathbf{s})$, we can instead interpret the network as directly integrating the LHS of Eq. 3, which is less efficient and more challenging. Adding regularization smooths the optimization landscape, resulting in more stable improvement and higher asymptotic performance (Ahmed et al., 2019).

Viewing policy networks as a form of amortized variational optimizer (inference model) (Eq. 9) allows us to see that they are similar to encoder networks in variational autoencoders (VAEs) (Kingma & Welling, 2014; Rezende et al., 2014). This raises the following question: *are policy networks providing fully-optimized policy estimates?* In VAEs, it is empirically observed that amortization results in suboptimal approximate posterior estimates, with the resulting gap in the variational bound referred to as the *amortization gap* (Cremer et al., 2018). In the RL setting, this means that an amortized policy, π_ϕ , results in worse performance than the optimal policy within the parametric policy class, which we denote as $\hat{\pi}$. Thus, the amortization gap is the gap in following inequality:

$$\mathcal{J}(\pi_\phi, \theta) \leq \mathcal{J}(\hat{\pi}, \theta).$$

Algorithm 1 Direct Amortization

```
Initialize  $\phi$ 
for each environment step do
   $\lambda \leftarrow f_\phi(\mathbf{s}_t)$ 
   $\mathbf{a}_t \sim \pi_\phi(\mathbf{a}_t | \mathbf{s}_t, \mathcal{O}; \lambda)$ 
   $\mathbf{s}_{t+1} \sim p_{\text{env}}(\mathbf{s}_{t+1} | \mathbf{s}_t, \mathbf{a}_t)$ 
end for
for each training step do
   $\phi \leftarrow \phi + \eta \nabla_\phi \mathcal{J}$ 
end for
```

Algorithm 2 Iterative Amortization

```
Initialize  $\phi$ 
for each environment step do
  Initialize  $\lambda$ 
  for each policy optimization iteration do
     $\lambda \leftarrow f_\phi(\mathbf{s}_t, \lambda, \nabla_\lambda \mathcal{J})$ 
  end for
   $\mathbf{a}_t \sim \pi_\phi(\mathbf{a}_t | \mathbf{s}_t, \mathcal{O}; \lambda)$ 
   $\mathbf{s}_{t+1} \sim p_{\text{env}}(\mathbf{s}_{t+1} | \mathbf{s}_t, \mathbf{a}_t)$ 
end for
for each training step do
   $\phi \leftarrow \phi + \eta \nabla_\phi \mathcal{J}$ 
end for
```

Because \mathcal{J} is a variational bound on the RL objective, i.e. expected return, a looser bound, due to amortization, prevents an agent from more completely optimizing this objective.

To visualize the RL amortization gap, in Figure 1 (Left), we display the optimization surface, \mathcal{J} , for two dimensions of the policy mean at a particular state in the MuJoCo environment `Hopper-v2`. We see that the estimate of a direct amortized policy (diamond) is suboptimal, far from the optimal estimate (star). To improve upon this suboptimal scheme, in Section 3, we turn to a technique developed in generative modeling, *iterative amortization* (Marino et al., 2018b), which retains the efficiency benefits of amortization while employing a more flexible iterative estimation procedure.

2.4 RELATED WORK

Previous works have investigated methods for improving policy optimization. QT-Opt (Kalashnikov et al., 2018) uses the cross-entropy method (CEM) (Rubinstein & Kroese, 2013), an iterative derivative-free optimizer, to optimize a Q -value estimator for robotic grasping. CEM and related methods are also used in model-based RL for performing model-predictive control (Nagabandi et al., 2018; Chua et al., 2018; Piché et al., 2019; Hafner et al., 2019). Gradient-based policy optimization, in contrast, is less common (Henaff et al., 2017; Srinivas et al., 2018; Bharadhwaj et al., 2020). Most policy-based methods use direct amortization, either using a feedforward (Haarnoja et al., 2018b) or recurrent (Guez et al., 2019) network. Similar approaches have also been applied to model-based value estimates (Byravan et al., 2020; Clavera et al., 2020), as well as combining direct amortization with model predictive control (Lee et al., 2019) and planning (Rivière et al., 2020). A separate line of work has explored improving the policy distribution, using normalizing flows (Haarnoja et al., 2018a; Tang & Agrawal, 2018) and latent variables (Tirumala et al., 2019; Galashov et al., 2019). In principle, iterative amortization can perform policy optimization in each of these settings.

3 ITERATIVE AMORTIZED POLICY OPTIMIZATION

3.1 FORMULATION

Iterative amortized optimizers (Marino et al., 2018b) utilize some form of error or gradient to update the approximate posterior distribution parameters. While various forms exist, we consider gradient-encoding models (Andrychowicz et al., 2016) due to their generality. Compared with direct amortization in Eq. 9, we use iterative amortized optimizers of the general form

$$\lambda \leftarrow f_\phi(\mathbf{s}, \lambda, \nabla_\lambda \mathcal{J}), \quad (10)$$

also shown in Figure 1 (Right), where f_ϕ is a deep network and λ are the policy distribution parameters. For example, if $\pi = \mathcal{N}(\mathbf{a}; \boldsymbol{\mu}, \text{diag}(\boldsymbol{\sigma}^2))$, then $\lambda \equiv [\boldsymbol{\mu}, \boldsymbol{\sigma}]$. Technically, \mathbf{s} is redundant, as the state dependence is already captured in \mathcal{J} , but this can empirically improve performance (Marino et al., 2018b). In practice, the update is carried out using a “highway” gating operation (Hochreiter & Schmidhuber, 1997; Srivastava et al., 2015). Denoting $\omega_\phi \in [0, 1]$ as the gate and δ_ϕ as the

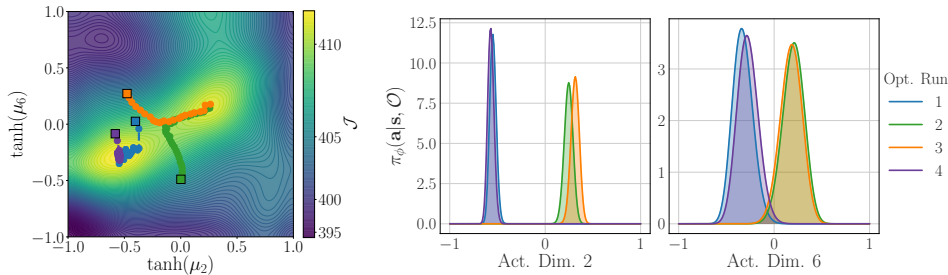


Figure 2: **Estimating Multiple Policy Modes.** Unlike direct amortization, which is restricted to a single estimate, iterative amortization can effectively sample from multiple high-value action modes. This is shown for a particular state in `Ant-v2`, showing multiple optimization runs across two action dimensions (**Left**). Each square denotes an initialization. The optimizer finds both modes, with the densities plotted on the **Right**. This capability provides increased flexibility in action exploration.

update, both of which are output by f_ϕ , the gating operation is expressed as

$$\lambda \leftarrow \omega_\phi \odot \lambda + (1 - \omega_\phi) \odot \delta_\phi, \quad (11)$$

where \odot denotes element-wise multiplication. This update is typically run for a fixed number of steps, and, as with a direct policy, the iterative optimizer is trained using stochastic gradient estimates of $\nabla_\phi \mathcal{J}$, obtained through the path-wise derivative estimator (Kingma & Welling, 2014; Rezende et al., 2014; Heess et al., 2015). Because the gradients $\nabla_\lambda \mathcal{J}$ must be estimated online, i.e. during policy optimization, this scheme requires some way of estimating \mathcal{J} online, e.g. through a parameterized Q -value network (Mnih et al., 2013) or a differentiable model (Heess et al., 2015).

3.2 CONSIDERATIONS

3.2.1 ADDED FLEXIBILITY

Iterative amortized optimizers are more flexible than their direct counterparts, incorporating feedback from the objective *during* policy optimization (Algorithm 2), rather than only *after* optimization (Algorithm 1). Increased flexibility improves the accuracy of optimization, thereby tightening the variational bound (Marino et al., 2018b;a). We see this flexibility in Figure 1 (Left), where an iterative amortized policy network, despite being trained with a *different* value estimator, is capable of iteratively optimizing the policy estimate (blue dots), quickly arriving near the optimal estimate.

Direct amortization is restricted to a single estimate. In contrast, iterative amortized optimizers, by using stochastic gradients, can traverse the optimization landscape. Thus, even for a uni-modal distribution class, over multiple optimization runs, an iterative amortized optimizer can effectively sample from a multi-modal distribution (Greff et al., 2019). We illustrate this capability across two action dimensions in Figure 2 for a state in the `Ant-v2` MuJoCo environment. Over multiple policy optimization runs, iterative amortization finds multiple modes, sampling from two high-value regions of the action space. This provides increased flexibility in action exploration.

3.2.2 MITIGATING VALUE OVERESTIMATION

Model-free approaches generally estimate Q_π using function approximation and temporal difference learning. However, this comes with the pitfall of value overestimation, i.e. positive bias in the estimate, \hat{Q}_π (Thrun & Schwartz, 1993). This issue is tied to uncertainty in the value estimate, though it is distinct from optimism under uncertainty. If the policy can exploit regions of high uncertainty, the resulting target values will introduce positive bias into the estimate. More flexible policy optimizers may exacerbate the problem, exploiting this uncertainty to a greater degree. Further, a rapidly changing policy increases the difficulty of value estimation (Rajeswaran et al., 2020).

Various techniques have been proposed for mitigating value overestimation in deep RL. The most prominent technique, double deep Q -network (Van Hasselt et al., 2016) maintains two Q -value

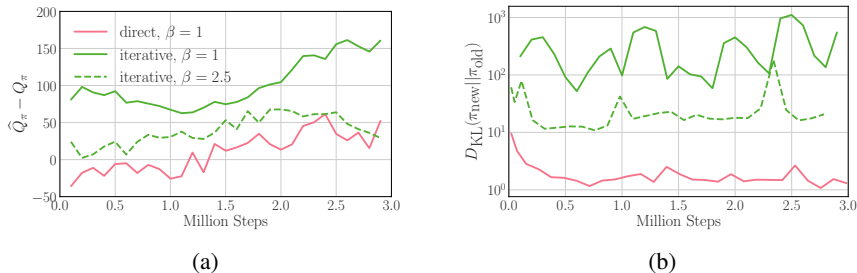


Figure 3: **Mitigating Value Overestimation.** Using the same value estimation setup ($\beta = 1$ in Eq. 12), shown on Ant-v2, iterative amortization results in (a) higher value overestimation bias (closer to zero is better) and (b) a more rapidly changing policy as compared with direct amortization. Increasing β helps to mitigate these issues by further penalizing variance in the value estimate.

estimates (Van Hasselt, 2010), attempting to decouple policy optimization from value estimation. Fujimoto et al. (2018) apply and improve upon this technique for actor-critic settings, estimating the target Q -value as the minimum of two Q -networks, Q_{ψ_1} and Q_{ψ_2} :

$$\hat{Q}_\pi(\mathbf{s}, \mathbf{a}) = \min_{i=1,2} Q_{\psi'_i}(\mathbf{s}, \mathbf{a}),$$

where ψ'_i denotes the “target” network parameters. As noted by Fujimoto et al. (2018), this not only counteracts value overestimation, but also penalizes high-variance value estimates, because the minimum decreases with the variance of the estimate. Ciosek et al. (2019) noted that, for a bootstrapped ensemble of two Q -networks, the minimum operation can be interpreted as estimating

$$\hat{Q}_\pi(\mathbf{s}, \mathbf{a}) = \mu_Q(\mathbf{s}, \mathbf{a}) - \beta \sigma_Q(\mathbf{s}, \mathbf{a}), \quad (12)$$

with mean $\mu_Q(\mathbf{s}, \mathbf{a}) \equiv \frac{1}{2} \sum_{i=1,2} Q_{\psi'_i}(\mathbf{s}, \mathbf{a})$, standard deviation $\sigma_Q(\mathbf{s}, \mathbf{a}) \equiv (\frac{1}{2} \sum_{i=1,2} (Q_{\psi'_i}(\mathbf{s}, \mathbf{a}) - \mu_Q(\mathbf{s}, \mathbf{a}))^2)^{1/2}$, and $\beta = 1$. Thus, to further penalize high-variance value estimates, preventing value overestimation, we can increase β . For large β , however, value estimates become overly pessimistic, negatively impacting training. Thus, β reduces target value variance at the cost of increased bias.

Due to the flexibility of iterative amortization, the default $\beta = 1$ results in increased value bias (Figure 3a) and a more rapidly changing policy (Figure 3b) as compared with direct amortization. Further penalizing high-variance target values with $\beta = 2.5$ reduces value overestimation and improves policy stability. For details, see Appendix A.2. Recent techniques for mitigating overestimation have been proposed, such as adjusting the temperature, α (Fox, 2019). In offline RL, this issue has been tackled through the action prior (Fujimoto et al., 2019; Kumar et al., 2019; Wu et al., 2019) or by altering Q -network training (Agarwal et al., 2019; Kumar et al., 2020). While such techniques could be used here, increasing β provides a simple solution with no additional computational overhead.

4 EXPERIMENTS

4.1 SETUP

To focus on policy optimization, we implement iterative amortized policy optimization using the soft actor-critic (SAC) setup described by Haarnoja et al. (2018c). This uses two Q -networks, uniform action prior, $p_\theta(\mathbf{a}|\mathbf{s}) = \mathcal{U}(-1, 1)$, and a tuning scheme for the temperature, α . In our experiments, “direct” refers to direct amortization employed in SAC, i.e. a direct policy network, and “iterative” refers to iterative amortization. Both approaches use the *same* network architecture, adjusting only the number of inputs and outputs to accommodate gradients, current policy estimates, and gated updates (Sec. 3.1). Unless otherwise stated, we use 5 iterations per time step for iterative amortization, following Marino et al. (2018b). For details, refer to Appendix A and Haarnoja et al. (2018b;c). Code is available at github.com/joelouismarino/variational_rl.

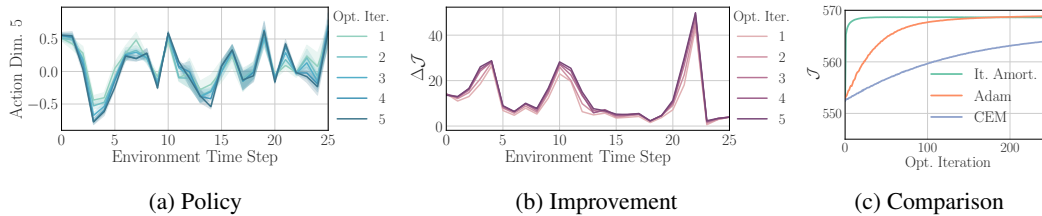


Figure 4: **Policy Optimization.** Visualization over time steps of (a) one dimension of the policy distribution and (b) the improvement in the objective, $\Delta\mathcal{J}$, across policy optimization iterations. (c) Comparison of iterative amortization with Adam (Kingma & Ba, 2014) (gradient-based) and CEM (Rubinstein & Kroese, 2013) (gradient-free). Iterative amortization is substantially more efficient.

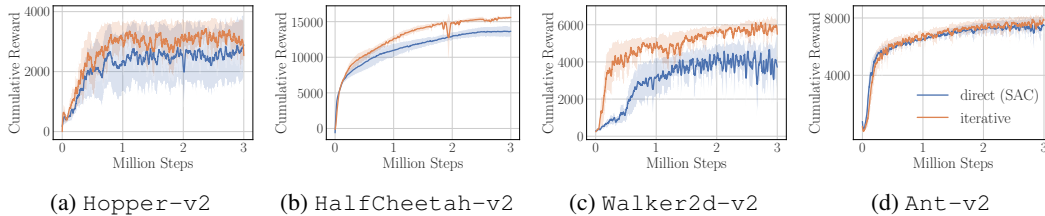


Figure 5: **Performance Comparison.** Iterative amortized policy optimization performs comparably with or better than direct amortized policies across a range of MuJoCo environments. Performance curves show the mean and \pm standard deviation over 4 random seeds.

4.2 ANALYSIS

4.2.1 VISUALIZING POLICY OPTIMIZATION

In Figure 1 (Left), we visualize the trajectory of iterative amortized policy optimization along two dimensions of the policy mean on a state from Hopper-v2. Through iterative optimization, the network arrives near the optimum. Notably, this is performed with a value function trained using a *different*, direct policy, demonstrating generalization to other optimization landscapes. In Figure 4, we visualize iterative refinement using a single action dimension from Ant-v2 across time steps. The refinements in Figure 4a give rise to the objective improvements in Figure 4b. We compare with Adam (Kingma & Ba, 2014) (gradient-based) and CEM (Rubinstein & Kroese, 2013) (gradient-free) in Figure 4c (see Appendix B.2), where iterative amortization is substantially more efficient.

4.2.2 PERFORMANCE COMPARISON

We evaluate iterative amortized policy optimization on MuJoCo (Todorov et al., 2012) continuous control tasks from OpenAI gym (Brockman et al., 2016). In Figure 5, we compare the cumulative reward of direct and iterative amortized policy optimization across environments. Each curve shows the mean and \pm standard deviation of 4 random seeds. In all cases, iterative amortized policy optimization matches or outperforms the baseline direct method, both in sample efficiency and final performance. Across environments, iterative amortization also yields more consistent performance.

4.2.3 DECREASED AMORTIZATION GAP

To evaluate policy optimization, we estimate per-step amortization gaps using the experiments from Figure 5, performing additional iterations of gradient ascent on \mathcal{J} , w.r.t. the policy parameters, $\lambda \equiv [\mu, \sigma]$ (Appendix A.3). We also evaluate the iterative agents trained with 5 iterations for an additional 5 amortized iterations. Results are shown in Figure 6. It is challenging to *directly* compare amortization gaps across optimization schemes, as these involve different value functions, and therefore different objectives. Nevertheless, we find that iterative amortized policy optimization achieves, on average, lower amortization gaps than direct amortization across all environments. Further amortized iterations at evaluation yield further improvement, demonstrating generalization.

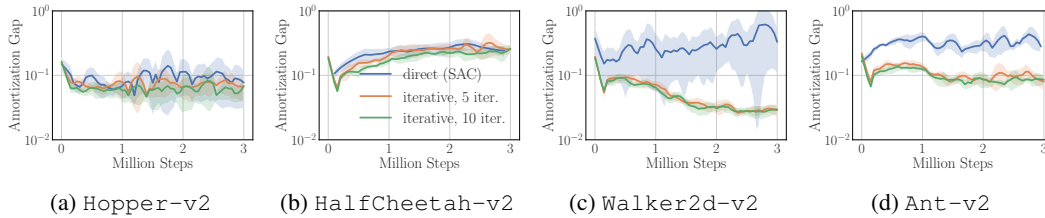


Figure 6: **Decreased Amortization Gap.** Estimated amortization gaps per step for direct and iterative amortized policy optimization. Iterative amortization achieves comparable or lower gaps across environments. Gaps are estimated using stochastic gradient-based optimization over 100 random states. Curves show the mean and \pm standard deviation over 4 random seeds.

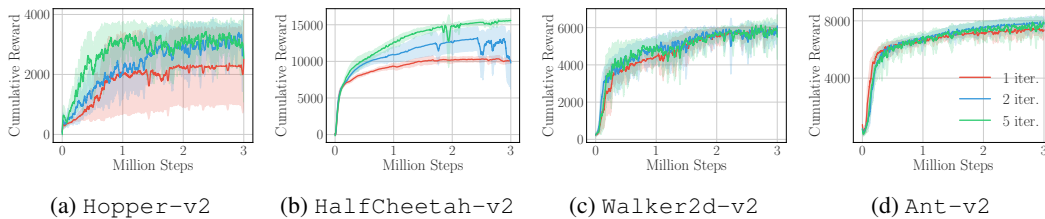


Figure 7: **Iterations During Training.** Performance of iterative amortized policy optimization for varying numbers of iterations during training. Increasing the number of iterations generally results in improvements. Curves show the mean and \pm standard deviation over 4 random seeds.

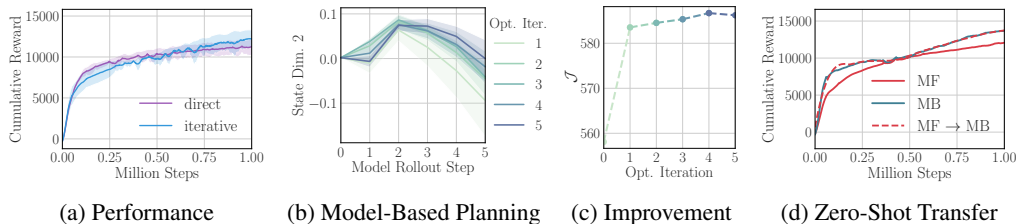


Figure 8: **Optimizing Model-Based Value Estimates.** (a) Performance comparison of direct and iterative amortization using model-based value estimates. (b) Planned trajectories over policy optimization iterations. (c) The corresponding estimated objective increases over iterations. (d) Zero-shot transfer of iterative amortization from model-free (MF) to model-based (MB) estimates.

4.2.4 VARYING ITERATIONS

Direct amortized policy optimization is restricted to a single forward pass through the network. Iterative amortization, in contrast, is capable of improving during policy optimization with additional computation time. To demonstrate this capability, we train iterative amortized policy optimization while varying the number of iterations in $\{1, 2, 5\}$. In Figure 7, we see that increasing the number of amortized optimization iterations generally improves sample efficiency (Walker2d-v2), asymptotic performance (Ant-v2), or both (Hopper-v2 & HalfCheetah-v2).

4.2.5 ITERATIVE AMORTIZATION WITH MODEL-BASED VALUE ESTIMATES

While our analysis has centered on the model-free setting, iterative amortized policy optimization can also be applied to model-based value estimates. As model-based RL remains an active research area (Janner et al., 2019), we provide a proof-of-concept in this setting, using a learned deterministic model on HalfCheetah-v2 (see Appendix A.5). As shown in Figure 8a, iterative amortization outperforms direct amortization in this setting. Iterative amortization refines planned trajectories, shown for a single state dimension in Figure 8b, yielding corresponding improvements (Figure 8c). Further, because we are learning an iterative policy optimizer, we can zero-shot transfer a policy optimizer trained with a model-free value estimator to a model-based value estimator (Figure 8d).

This is not possible with a direct amortized optimizer, which does not use value estimates online during policy optimization. Iterative amortization is capable of generalizing to new value estimates, *instantly* incorporating updated value estimates in policy optimization. This demonstrates and highlights the opportunity for improving model-based planning through iterative amortization.

5 DISCUSSION

We have introduced iterative amortized policy optimization, a flexible and powerful policy optimization technique. Using the MuJoCo continuous control suite, we have demonstrated improved performance over direct amortization with both model-based and model-free value estimates. Iterative amortization provides a drop-in replacement and improvement over direct policy networks in deep RL. Although iterative amortized policy optimization requires additional computation, this could be combined with some form of adaptive computation time (Graves, 2016; Figurnov et al., 2018), gauging the required iterations. Likewise, efficiency depends, in part, on the policy initialization, which could be improved by learning the action prior, $p_{\theta}(\mathbf{a}|\mathbf{s})$ (Abdolmaleki et al., 2018). The power of iterative amortization is in using the value estimate during policy optimization to iteratively improve the policy *online*. This is a form of negative feedback control (Astrom & Murray, 2008), using errors to guide policy optimization. Beyond providing a more powerful optimizer, we are hopeful that iterative amortized policy optimization, by using online feedback, will enable a range of improved RL algorithms, capable of instantly adapting to new value estimates.

AUTHOR CONTRIBUTIONS

JM conceived the project, implemented the code, performed the experiments, and wrote the paper. AP advised on reinforcement learning, provided the initial value estimation implementation, and reviewed the paper. ADI provided guidance on model learning, helped with model implementation, and reviewed the paper. YY advised on the overall project and reviewed the paper.

ACKNOWLEDGMENTS

JM thanks Scott Fujimoto for helpful discussions. This project was funded in part by Beyond Limits and Raytheon.

REFERENCES

- Abbas Abdolmaleki, Jost Tobias Springenberg, Yuval Tassa, Remi Munos, Nicolas Heess, and Martin Riedmiller. Maximum a posteriori policy optimisation. In *International Conference on Learning Representations*, 2018.
- Rishabh Agarwal, Dale Schuurmans, and Mohammad Norouzi. An optimistic perspective on offline reinforcement learning. *arXiv preprint arXiv:1907.04543*, 2019.
- Zafarali Ahmed, Nicolas Le Roux, Mohammad Norouzi, and Dale Schuurmans. Understanding the impact of entropy on policy optimization. In *International Conference on Machine Learning*, pp. 151–160, 2019.
- Marcin Andrychowicz, Misha Denil, Sergio Gomez, Matthew W Hoffman, David Pfau, Tom Schaul, and Nando de Freitas. Learning to learn by gradient descent by gradient descent. In *Advances in Neural Information Processing Systems (NIPS)*, pp. 3981–3989, 2016.
- Karl Johan Astrom and Richard M Murray. *Feedback Systems: An Introduction for Scientists and Engineers*. Princeton University Press, 2008.
- Hagai Attias. Planning by probabilistic inference. In *AISTATS*. Citeseer, 2003.
- Jimmy Lei Ba, Jamie Ryan Kiros, and Geoffrey E Hinton. Layer normalization. *arXiv preprint arXiv:1607.06450*, 2016.
- Homanga Bharadhwaj, Kevin Xie, and Florian Shkurti. Model-predictive planning via cross-entropy and gradient-based optimization. In *Learning for Dynamics and Control*, pp. 277–286, 2020.

-
- Matthew Botvinick and Marc Toussaint. Planning as inference. *Trends in cognitive sciences*, 16 (10):485–488, 2012.
- Greg Brockman, Vicki Cheung, Ludwig Pettersson, Jonas Schneider, John Schulman, Jie Tang, and Wojciech Zaremba. Openai gym. *arXiv preprint arXiv:1606.01540*, 2016.
- Arunkumar Byravan, Jost Tobias Springenberg, Abbas Abdolmaleki, Roland Hafner, Michael Neunert, Thomas Lampe, Noah Siegel, Nicolas Heess, and Martin Riedmiller. Imagined value gradients: Model-based policy optimization with transferable latent dynamics models. In *Conference on Robot Learning*, pp. 566–589, 2020.
- Kurtland Chua, Roberto Calandra, Rowan McAllister, and Sergey Levine. Deep reinforcement learning in a handful of trials using probabilistic dynamics models. In *Advances in Neural Information Processing Systems*, pp. 4754–4765, 2018.
- Kamil Ciosek, Quan Vuong, Robert Loftin, and Katja Hofmann. Better exploration with optimistic actor critic. In *Advances in Neural Information Processing Systems*, pp. 1787–1798, 2019.
- Ignasi Clavera, Yao Fu, and Pieter Abbeel. Model-augmented actor-critic: Backpropagating through paths. In *International Conference on Learning Representations*, 2020.
- Djork-Arné Clevert, Thomas Unterthiner, and Sepp Hochreiter. Fast and accurate deep network learning by exponential linear units (elus). *arXiv preprint arXiv:1511.07289*, 2015.
- Gregory F Cooper. A method for using belief networks as influence diagrams. In *Fourth Workshop on Uncertainty in Artificial Intelligence.*, 1988.
- Chris Cremer, Xuechen Li, and David Duvenaud. Inference suboptimality in variational autoencoders. In *International Conference on Machine Learning*, pp. 1078–1086, 2018.
- Peter Dayan and Geoffrey E Hinton. Using expectation-maximization for reinforcement learning. *Neural Computation*, 9(2):271–278, 1997.
- Michael Figurnov, Artem Sobolev, and Dmitry Vetrov. Probabilistic adaptive computation time. *Bulletin of the Polish Academy of Sciences. Technical Sciences*, 66(6), 2018.
- Roy Fox. Toward provably unbiased temporal-difference value estimation. *Optimization Foundations for Reinforcement Learning Workshop at NeurIPS*, 2019.
- Roy Fox, Ari Pakman, and Naftali Tishby. Taming the noise in reinforcement learning via soft updates. In *Proceedings of the Thirty-Second Conference on Uncertainty in Artificial Intelligence*, pp. 202–211. AUAI Press, 2016.
- Scott Fujimoto, Herke van Hoof, and David Meger. Addressing function approximation error in actor-critic methods. In *International Conference on Machine Learning*, pp. 1587–1596, 2018.
- Scott Fujimoto, David Meger, and Doina Precup. Off-policy deep reinforcement learning without exploration. In *International Conference on Machine Learning*, pp. 2052–2062, 2019.
- Alexandre Galashov, Siddhant M Jayakumar, Leonard Hasenclever, Dhruva Tirumala, Jonathan Schwarz, Guillaume Desjardins, Wojciech M Czarnecki, Yee Whye Teh, Razvan Pascanu, and Nicolas Heess. Information asymmetry in kl-regularized rl. In *International Conference on Learning Representations*, 2019.
- Samuel Gershman and Noah Goodman. Amortized inference in probabilistic reasoning. In *Proceedings of the Cognitive Science Society*, volume 36, 2014.
- Alex Graves. Adaptive computation time for recurrent neural networks. *arXiv preprint arXiv:1603.08983*, 2016.
- Klaus Greff, Raphaël Lopez Kaufman, Rishabh Kabra, Nick Watters, Christopher Burgess, Daniel Zoran, Loic Matthey, Matthew Botvinick, and Alexander Lerchner. Multi-object representation learning with iterative variational inference. In *International Conference on Machine Learning*, pp. 2424–2433, 2019.

-
- Arthur Guez, Mehdi Mirza, Karol Gregor, Rishabh Kabra, Sebastien Racaniere, Theophane Weber, David Raposo, Adam Santoro, Laurent Orseau, Tom Eccles, et al. An investigation of model-free planning. In *International Conference on Machine Learning*, pp. 2464–2473, 2019.
- Tuomas Haarnoja, Haoran Tang, Pieter Abbeel, and Sergey Levine. Reinforcement learning with deep energy-based policies. In *Proceedings of the 34th International Conference on Machine Learning-Volume 70*, pp. 1352–1361. JMLR. org, 2017.
- Tuomas Haarnoja, Kristian Hartikainen, Pieter Abbeel, and Sergey Levine. Latent space policies for hierarchical reinforcement learning. In *International Conference on Machine Learning*, pp. 1851–1860, 2018a.
- Tuomas Haarnoja, Aurick Zhou, Pieter Abbeel, and Sergey Levine. Soft actor-critic: Off-policy maximum entropy deep reinforcement learning with a stochastic actor. In *International Conference on Machine Learning*, pp. 1856–1865, 2018b.
- Tuomas Haarnoja, Aurick Zhou, Kristian Hartikainen, George Tucker, Sehoon Ha, Jie Tan, Vikash Kumar, Henry Zhu, Abhishek Gupta, Pieter Abbeel, et al. Soft actor-critic algorithms and applications. *arXiv preprint arXiv:1812.05905*, 2018c.
- Danijar Hafner, Timothy Lillicrap, Ian Fischer, Ruben Villegas, David Ha, Honglak Lee, and James Davidson. Learning latent dynamics for planning from pixels. In *International Conference on Machine Learning*, pp. 2555–2565. PMLR, 2019.
- Nicolas Heess, Gregory Wayne, David Silver, Timothy Lillicrap, Tom Erez, and Yuval Tassa. Learning continuous control policies by stochastic value gradients. In *Advances in Neural Information Processing Systems*, pp. 2944–2952, 2015.
- Mikael Henaff, William F Whitney, and Yann LeCun. Model-based planning with discrete and continuous actions. *arXiv preprint arXiv:1705.07177*, 2017.
- Devon Hjelm, Ruslan R Salakhutdinov, Kyunghyun Cho, Nebojsa Jojic, Vince Calhoun, and Junyoung Chung. Iterative refinement of the approximate posterior for directed belief networks. In *Advances in Neural Information Processing Systems (NIPS)*, pp. 4691–4699, 2016.
- Sepp Hochreiter and Jürgen Schmidhuber. Long short-term memory. *Neural computation*, 9(8): 1735–1780, 1997.
- Michael Janner, Justin Fu, Marvin Zhang, and Sergey Levine. When to trust your model: Model-based policy optimization. In *Advances in Neural Information Processing Systems*, pp. 12519–12530, 2019.
- Dmitry Kalashnikov, Alex Irpan, Peter Pastor, Julian Ibarz, Alexander Herzog, Eric Jang, Deirdre Quillen, Ethan Holly, Mrinal Kalakrishnan, Vincent Vanhoucke, et al. Qt-opt: Scalable deep reinforcement learning for vision-based robotic manipulation. *arXiv preprint arXiv:1806.10293*, 2018.
- Yoon Kim, Sam Wiseman, Andrew C Miller, David Sontag, and Alexander M Rush. Semi-amortized variational autoencoders. In *Proceedings of the International Conference on Machine Learning (ICML)*, 2018.
- Diederik P Kingma and Max Welling. Stochastic gradient vb and the variational auto-encoder. In *Proceedings of the International Conference on Learning Representations*, 2014.
- Durk P Kingma and Jimmy Ba. Adam: A method for stochastic optimization. *arXiv preprint arXiv:1412.6980*, 2014.
- Rahul G Krishnan, Dawen Liang, and Matthew Hoffman. On the challenges of learning with inference networks on sparse, high-dimensional data. In *Proceedings of the International Conference on Artificial Intelligence and Statistics (AISTATS)*, pp. 143–151, 2018.
- Aviral Kumar, Justin Fu, Matthew Soh, George Tucker, and Sergey Levine. Stabilizing off-policy q-learning via bootstrapping error reduction. In *Advances in Neural Information Processing Systems*, pp. 11784–11794, 2019.

-
- Aviral Kumar, Aurick Zhou, George Tucker, and Sergey Levine. Conservative q-learning for offline reinforcement learning. *arXiv preprint arXiv:2006.04779*, 2020.
- Keuntaek Lee, Kamil Saigol, and Evangelos A Theodorou. Safe end-to-end imitation learning for model predictive control. In *International Conference on Robotics and Automation*, 2019.
- Sergey Levine. Reinforcement learning and control as probabilistic inference: Tutorial and review. *arXiv preprint arXiv:1805.00909*, 2018.
- Timothy P Lillicrap, Jonathan J Hunt, Alexander Pritzel, Nicolas Heess, Tom Erez, Yuval Tassa, David Silver, and Daan Wierstra. Continuous control with deep reinforcement learning. In *International Conference on Learning Representations*, 2016.
- Long-Ji Lin. Self-improving reactive agents based on reinforcement learning, planning and teaching. *Machine learning*, 8(3-4):293–321, 1992.
- Joseph Marino, Milan Cvitkovic, and Yisong Yue. A general method for amortizing variational filtering. In *Advances in Neural Information Processing Systems*, 2018a.
- Joseph Marino, Yisong Yue, and Stephan Mandt. Iterative amortized inference. In *International Conference on Machine Learning*, pp. 3403–3412, 2018b.
- Andriy Mnih and Karol Gregor. Neural variational inference and learning in belief networks. In *International Conference on Machine Learning*, pp. 1791–1799, 2014.
- Volodymyr Mnih, Koray Kavukcuoglu, David Silver, Alex Graves, Ioannis Antonoglou, Daan Wierstra, and Martin Riedmiller. Playing atari with deep reinforcement learning. In *NIPS Deep Learning Workshop*, 2013.
- Volodymyr Mnih, Adria Puigdomenech Badia, Mehdi Mirza, Alex Graves, Timothy Lillicrap, Tim Harley, David Silver, and Koray Kavukcuoglu. Asynchronous methods for deep reinforcement learning. In *International conference on machine learning*, pp. 1928–1937, 2016.
- Rémi Munos, Tom Stepleton, Anna Harutyunyan, and Marc Bellemare. Safe and efficient off-policy reinforcement learning. In *Advances in Neural Information Processing Systems*, pp. 1054–1062, 2016.
- Anusha Nagabandi, Gregory Kahn, Ronald S Fearing, and Sergey Levine. Neural network dynamics for model-based deep reinforcement learning with model-free fine-tuning. In *2018 IEEE International Conference on Robotics and Automation (ICRA)*, pp. 7559–7566. IEEE, 2018.
- Alexandre Piché, Valentin Thomas, Cyril Ibrahim, Yoshua Bengio, and Chris Pal. Probabilistic planning with sequential monte carlo methods. In *International Conference on Learning Representations*, 2019.
- Aravind Rajeswaran, Igor Mordatch, and Vikash Kumar. A game theoretic framework for model based reinforcement learning. *arXiv preprint arXiv:2004.07804*, 2020.
- Danilo Jimenez Rezende, Shakir Mohamed, and Daan Wierstra. Stochastic backpropagation and approximate inference in deep generative models. In *Proceedings of the International Conference on Machine Learning*, pp. 1278–1286, 2014.
- Benjamin Rivière, Wolfgang Hönig, Yisong Yue, and Soon-Jo Chung. Glas: Global-to-local safe autonomy synthesis for multi-robot motion planning with end-to-end learning. *IEEE Robotics and Automation Letters*, 5(3):4249–4256, 2020.
- Reuven Y Rubinstein and Dirk P Kroese. *The cross-entropy method: a unified approach to combinatorial optimization, Monte-Carlo simulation and machine learning*. Springer Science & Business Media, 2013.
- John Schulman, Sergey Levine, Pieter Abbeel, Michael Jordan, and Philipp Moritz. Trust region policy optimization. In *International conference on machine learning*, pp. 1889–1897, 2015.
- John Schulman, Filip Wolski, Prafulla Dhariwal, Alec Radford, and Oleg Klimov. Proximal policy optimization algorithms. *arXiv preprint arXiv:1707.06347*, 2017.

-
- David Silver, Guy Lever, Nicolas Heess, Thomas Degris, Daan Wierstra, and Martin Riedmiller. Deterministic policy gradient algorithms. In *International Conference on Machine Learning*, pp. 387–395, 2014.
- David Silver, Aja Huang, Chris J Maddison, Arthur Guez, Laurent Sifre, George Van Den Driessche, Julian Schrittwieser, Ioannis Antonoglou, Veda Panneershelvam, Marc Lanctot, et al. Mastering the game of go with deep neural networks and tree search. *nature*, 529(7587):484–489, 2016.
- Aravind Srinivas, Allan Jabri, Pieter Abbeel, Sergey Levine, and Chelsea Finn. Universal planning networks: Learning generalizable representations for visuomotor control. In *International Conference on Machine Learning*, pp. 4732–4741, 2018.
- Rupesh K Srivastava, Klaus Greff, and Jürgen Schmidhuber. Training very deep networks. In *Advances in neural information processing systems (NIPS)*, pp. 2377–2385, 2015.
- Richard S Sutton and Andrew G Barto. *Reinforcement learning: An introduction*. MIT press, 2018.
- Yunhao Tang and Shipra Agrawal. Boosting trust region policy optimization by normalizing flows policy. *arXiv preprint arXiv:1809.10326*, 2018.
- Sebastian Thrun and Anton Schwartz. Issues in using function approximation for reinforcement learning. In *Proceedings of the 1993 Connectionist Models Summer School Hillsdale, NJ. Lawrence Erlbaum*, 1993.
- Dhruva Tirumala, Hyeonwoo Noh, Alexandre Galashov, Leonard Hasenclever, Arun Ahuja, Greg Wayne, Razvan Pascanu, Yee Whye Teh, and Nicolas Heess. Exploiting hierarchy for learning and transfer in kl-regularized rl. *arXiv preprint arXiv:1903.07438*, 2019.
- Emanuel Todorov. General duality between optimal control and estimation. In *Decision and Control, 2008. CDC 2008. 47th IEEE Conference on*, pp. 4286–4292. IEEE, 2008.
- Emanuel Todorov, Tom Erez, and Yuval Tassa. Mujoco: A physics engine for model-based control. In *Intelligent Robots and Systems (IROS), 2012 IEEE/RSJ International Conference on*, pp. 5026–5033. IEEE, 2012.
- Marc Toussaint and Amos Storkey. Probabilistic inference for solving discrete and continuous state markov decision processes. In *Proceedings of the 23rd international conference on Machine learning*, pp. 945–952. ACM, 2006.
- Hado Van Hasselt. Double q-learning. In *Advances in neural information processing systems*, pp. 2613–2621, 2010.
- Hado Van Hasselt, Arthur Guez, and David Silver. Deep reinforcement learning with double q-learning. In *Thirtieth AAAI conference on artificial intelligence*, 2016.
- Ronald J Williams. Simple statistical gradient-following algorithms for connectionist reinforcement learning. In *Reinforcement Learning*, pp. 5–32. Springer, 1992.
- Yifan Wu, George Tucker, and Ofir Nachum. Behavior regularized offline reinforcement learning. *arXiv preprint arXiv:1911.11361*, 2019.

A EXPERIMENT DETAILS

A.1 2D PLOTS

In Figures 1 and 2, we plot the estimated variational objective, \mathcal{J} , as a function of two dimensions of the policy mean, μ . To create these plots, we first perform policy optimization (direct amortization in Figure 1 and iterative amortization in Figure 2) estimating the policy mean and variance. While holding all other dimensions of the policy constant, we then estimate the variational objective while varying two dimensions of the mean (1 & 3 in Figure 1 and 2 & 6 in Figure 2). Iterative amortization is additionally performed while preventing any updates to the constant dimensions. Even in this restricted setting, iterative amortization is capable of optimizing the policy.

A.2 VALUE BIAS ESTIMATION

We estimate the bias in the Q -value estimator using a similar procedure as Fujimoto et al. (2018), comparing the estimate of the Q -networks (\widehat{Q}_π) with a Monte Carlo estimate of the future objective in the actual environment, Q_π , using a set of state-action pairs. To enable comparison across setups, we collect 100 state-action pairs using a uniform random policy, then evaluate the estimator’s bias, $\mathbb{E}_{s,a} [\widehat{Q}_\pi - Q_\pi]$, throughout training. To obtain the Monte Carlo estimate of Q_π , we use 100 action samples, which are propagated through all future time steps. The result is discounted using the same discounting factor as used during training, $\gamma = 0.99$, as well as the same Lagrange multiplier, α . Figure 3a shows the mean and \pm standard deviation across the 100 state-action pairs.

A.3 AMORTIZATION GAP ESTIMATION

Calculating the amortization gap in the RL setting is challenging, as properly evaluating the variational objective, \mathcal{J} , involves unrolling the environment. During training, the objective is estimated using a set of Q -networks and/or a learned model. However, finding the optimal policy distribution, $\widehat{\pi}$, under these learned value estimates may not accurately reflect the amortization gap, as the value estimator likely contains positive bias (Figure 3a). Because the value estimator is typically locally accurate near the current policy, we estimate the amortization gap by performing gradient ascent on \mathcal{J} w.r.t. the policy distribution parameters, λ , initializing from the amortized estimate (from π_ϕ). This is a form *semi-amortized* variational inference (Hjelm et al., 2016; Krishnan et al., 2018; Kim et al., 2018). We use the Adam optimizer (Kingma & Ba, 2014) with a learning rate of 5×10^{-3} for 100 gradient steps, which we found consistently converged. This results in the estimated optimized $\widehat{\pi}$. We estimate the gap using 100 on-policy states, calculating $\mathcal{J}(\theta, \widehat{\pi}) - \mathcal{J}(\theta, \pi)$, i.e. the improvement in the objective after gradient-based optimization. Figure 6 shows the resulting mean and \pm standard deviation. We also run iterative amortized policy optimization for an additional 5 iterations during this evaluation, empirically yielding an additional decrease in the estimated amortization gap.

A.4 HYPERPARAMETERS

Our setup follows that of soft actor-critic (SAC) (Haarnoja et al., 2018b;c), using a uniform action prior, i.e. entropy regularization, and two Q -networks (Fujimoto et al., 2018). Off-policy training is performed using a replay buffer (Lin, 1992; Mnih et al., 2013). Training hyperparameters are given in Table 6.

Temperature Following Haarnoja et al. (2018c), we adjust the temperature, α , to maintain a specified entropy constraint, $\epsilon_\alpha = |\mathcal{A}|$, where $|\mathcal{A}|$ is the size of the action space, i.e. the dimensionality.

Table 1: Policy Inputs & Outputs.

	Inputs	Outputs
Direct	s	λ
Iterative	$s, \lambda, \nabla_\lambda \mathcal{J}$	δ, ω

Table 2: Policy Networks.

Hyperparameter	Value
Number of Layers	2
Number of Units / Layer	256
Non-linearity	ReLU

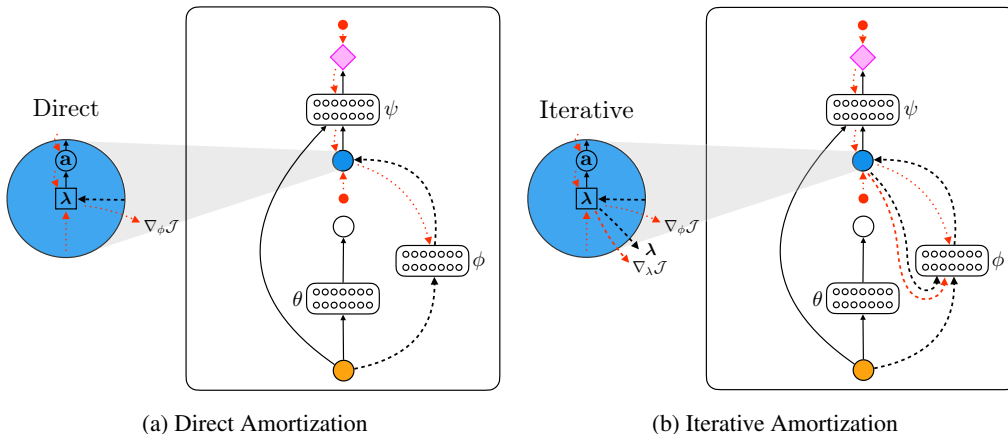


Figure 9: **Amortized Optimizers**. Diagrams of (a) direct and (b) iterative amortized policy optimization. As in Figure 1, larger circles represent probability distributions, and smaller red circles represent terms in the objective. Red dotted arrows represent gradients. In addition to the state, s_t , iterative amortization uses the current policy distribution estimate, λ , and the policy optimization gradient, $\nabla_{\lambda} \mathcal{J}$. Like direct amortization, the optimizer network parameters, ϕ , are updated using $\nabla_{\phi} \mathcal{J}$. This generally requires some form of stochastic gradient estimation to differentiate through $\mathbf{a}_t \sim \pi(\mathbf{a}_t | s_t, \mathcal{O}; \lambda)$.

Policy We use the same network architecture (number of layers, units/layer, non-linearity) for both direct and iterative amortized policy optimizers (Table 2). Each policy network results in Gaussian distribution parameters, and we apply a \tanh transform to ensure $\mathbf{a} \in [-1, 1]$ (Haarnoja et al., 2018b). In the case of a Gaussian, the distribution parameters are $\lambda = [\mu, \sigma]$. The inputs and outputs of each optimizer form are given in Table 1. Again, δ and ω are respectively the update and gate of the iterative amortized optimizer (Eq. 11), each of which are defined for both μ and σ . Following Marino et al. (2018b), we apply layer normalization (Ba et al., 2016) individually to each of the inputs to iterative amortized optimizers.

Table 3: **Q-value Network Architecture A.**

Hyperparameter	Value
Number of Layers	2
Number of Units / Layer	256
Non-linearity	ReLU
Layer Normalization	False
Connectivity	Sequential

Table 4: **Q-value Network Architecture B.**

Hyperparameter	Value
Number of Layers	3
Number of Units / Layer	512
Non-linearity	ELU
Layer Normalization	True
Connectivity	Highway

Q-value We investigated two Q-value network architectures. Architecture A (Table 3) is the same as that from Haarnoja et al. (2018b). Architecture B (Table 4) is a wider, deeper network with highway connectivity (Srivastava et al., 2015), layer normalization (Ba et al., 2016), and ELU non-linearities (Clevert et al., 2015). We initially compared each Q-value network architecture using each policy optimizer in each environment. The results in Figure 5 were obtained using the better performing architecture in each case, given in Table 5. As in Fujimoto et al. (2018), we use an ensemble of 2 separate Q-networks in each experiment.

Table 5: **Q-value Network Architecture by Environment.**

	Hopper-v2	HalfCheetah-v2	Walker2d-v2	Ant-v2
Direct	A	B	A	B
Iterative	A	A	B	B

Value Pessimism (β) As discussed in Section 3.2.2, the increased flexibility of iterative amortization allows it to potentially exploit inaccurate value estimates. We increased the pessimism hyperparameter, β , to further penalize variance in the value estimate. Experiments with direct amortization use the default $\beta = 1$ in all environments, as we did not find that increasing β helped in this setup. For iterative amortization, we use $\beta = 1.5$ on `Hopper-v2` and $\beta = 2.5$ on all other environments. This is only applied during training; while collecting data in the environment, we use $\beta = 1$ to not overly penalize exploration.

Table 6: **Training Hyperparameters.**

Hyperparameter	Value
Discount Factor (γ)	0.99
Q -network Update Rate (τ)	$5 \cdot 10^{-3}$
Network Optimizer	Adam
Learning Rate	$3 \cdot 10^{-4}$
Batch Size	256
Initial Random Steps	$5 \cdot 10^3$
Replay Buffer Size	10^6

A.5 MODEL-BASED VALUE ESTIMATION

For model-based experiments, we use a single, deterministic model together with the ensemble of 2 Q -value networks (discussed above).

Model We use separate networks to estimate the state transition dynamics, $p_{\text{env}}(\mathbf{s}_{t+1} | \mathbf{s}_t, \mathbf{a}_t)$, and reward function, $r(\mathbf{s}_t, \mathbf{a}_t)$. The network architecture is given in Table 7. Each network outputs the mean of a Gaussian distribution; the standard deviation is a separate, learnable parameter. The reward network directly outputs the mean estimate, whereas the state transition network outputs a residual estimate, $\Delta_{\mathbf{s}_t}$, yielding an updated mean estimate through:

$$\boldsymbol{\mu}_{\mathbf{s}_{t+1}} = \mathbf{s}_t + \Delta_{\mathbf{s}_t}.$$

Table 7: **Model Network Architectures.**

Hyperparameter	Value
Number of Layers	2
Number of Units / Layer	256
Non-linearity	Leaky ReLU
Layer Normalization	True

Table 8: **Model-Based Hyperparameters.**

Hyperparameter	Value
Rollout Horizon, h	2
Retrace λ	0.9
Pre-train Model Updates	10^3
Model-Based Value Targets	True

Model Training The state transition and reward networks are both trained using maximum log-likelihood training, using data examples from the replay buffer. Training is performed at the same frequency as policy and Q -network training, using the same batch size (256) and network optimizer. However, we perform 10^3 updates at the beginning of training, using the initial random steps, in order to start with a reasonable model estimate.

Value Estimation To estimate Q -values, we combine short model rollouts with the model-free estimates from the Q -networks. Specifically, we unroll the model and policy, obtaining state, reward, and policy estimates at current and future time steps. We then apply the Q -value networks to these future state-action estimates. Future rewards and value estimates are combined using the Retrace estimator (Munos et al., 2016). Denoting the estimate from the Q -network as $\widehat{Q}_\psi(\mathbf{s}, \mathbf{a})$ and the reward estimate as $\widehat{r}(\mathbf{s}, \mathbf{a})$, we calculate the Q -value estimate at the current time step as

$$\widehat{Q}_\pi(\mathbf{s}_t, \mathbf{a}_t) = \widehat{Q}_\psi(\mathbf{s}_t, \mathbf{a}_t) + \mathbb{E} \left[\sum_{t'=t}^{t+h} \gamma^{t'-t} \lambda^{t'-t} \left(\widehat{r}(\mathbf{s}_{t'}, \mathbf{a}_{t'}) + \gamma \widehat{V}_\psi(\mathbf{s}_{t'+1}) - \widehat{Q}_\psi(\mathbf{s}_{t'}, \mathbf{a}_{t'}) \right) \right], \quad (13)$$

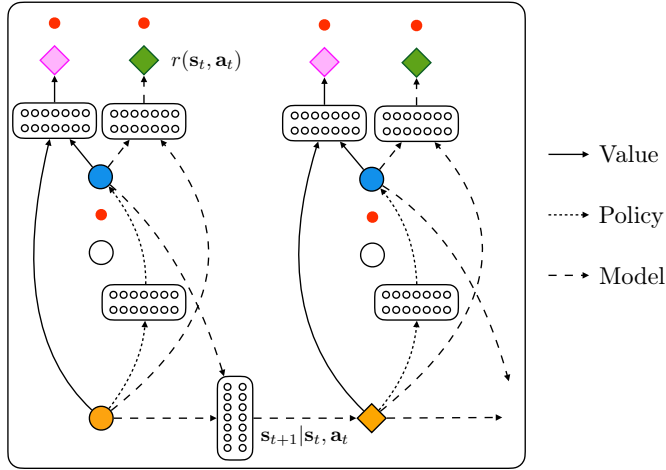


Figure 10: **Model-Based Value Estimation.** Diagram of model-based value estimation (shown with direct amortization). For clarity, the diagram is shown without the policy prior network, $p_\theta(\mathbf{a}_t|\mathbf{s}_t)$. The model consists of a deterministic reward estimate, $r(\mathbf{s}_t, \mathbf{a}_t)$, (green diamond) and a state estimate, $\mathbf{s}_{t+1}|\mathbf{s}_t, \mathbf{a}_t$, (orange diamond). The model is unrolled over a horizon, H , and the Q -value is estimated using the Retrace estimator (Munos et al., 2016), given in Eq. 13.

where λ is an exponential weighting factor, h is the rollout horizon, and the expectation is evaluated under the model and policy. In the variational RL setting, the state-value, $V_\pi(\mathbf{s})$, is

$$V_\pi(\mathbf{s}) = \mathbb{E}_\pi \left[Q_\pi(\mathbf{s}, \mathbf{a}) - \alpha \log \frac{\pi(\mathbf{a}|\mathbf{s}, \mathcal{O})}{p_\theta(\mathbf{a}|\mathbf{s})} \right]. \quad (14)$$

In Eq. 13, we approximate V_π using the Q -network to approximate Q_π in Eq. 14, yielding $\widehat{V}_\psi(\mathbf{s})$. Finally, to ensure consistency between the model and the Q -value networks, we use the model-based estimate from Eq. 13 to provide target values for the Q -networks, as in Janner et al. (2019).

Future Policy Estimates Evaluating the expectation in Eq. 13 requires estimates of π at future time steps. This is straightforward with direct amortization, which employs a feedforward policy, however, with iterative amortization, this entails recursively applying an iterative optimization procedure. Alternatively, we could use the prior, $p_\theta(\mathbf{a}|\mathbf{s})$, at future time steps, but this does not apply in the max-entropy setting, where the prior is uniform. For computational efficiency, we instead learn a separate direct (amortized) policy for model-based rollouts. That is, with iterative amortization, we create a separate direct network using the same hyperparameters from Table 2. This network distills iterative amortization into a direct amortized optimizer, through the KL divergence, $D_{\text{KL}}(\pi_{\text{it.}}||\pi_{\text{dir.}})$. Rollout policy networks are common in model-based RL (Silver et al., 2016; Piché et al., 2019).

B ADDITIONAL RESULTS

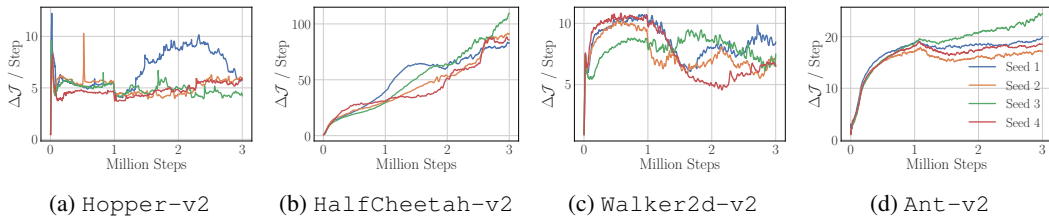


Figure 11: **Per-Step Improvement.** Each plot shows the per-step improvement in the estimated variational RL objective, \mathcal{J} , throughout training resulting from iterative amortized policy optimization. Each curve denotes a different random seed.

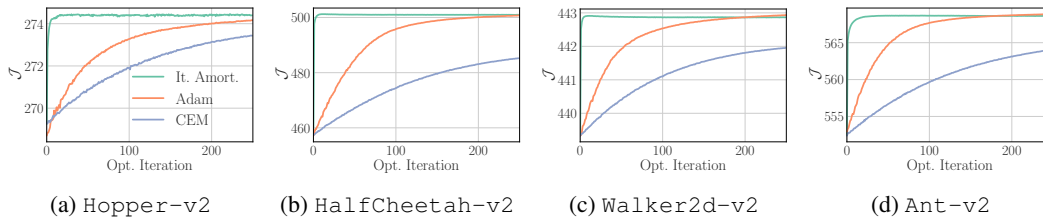


Figure 12: **Comparison with Iterative Optimizers.** Average estimated objective over policy optimization iterations, comparing with Adam (Kingma & Ba, 2014) and CEM (Rubinstein & Kroese, 2013). These iterative optimizers require over an order of magnitude more iterations to reach comparable performance with iterative amortization, making them impractical in many applications.

B.1 IMPROVEMENT PER STEP

In Figure 11, we plot the average improvement in the variational objective per step throughout training, with each curve showing a different random seed. That is, each plot shows the average change in the variational objective after running 5 iterations of iterative amortized policy optimization. With the exception of HalfCheetah-v2, the improvement remains relatively constant throughout training and consistent across seeds.

B.2 COMPARISON WITH ITERATIVE OPTIMIZERS

Iterative amortized policy optimization obtains the *accuracy* benefits of iterative optimization while retaining the *efficiency* benefits of amortization. In Section 4, we compared the accuracy of iterative and direct amortization, seeing that iterative amortization yields reduced amortization gaps (Figure 6) and improved performance (Figure 5). In this section, we compare iterative amortization with two popular iterative optimizers: Adam (Kingma & Ba, 2014), a gradient-based optimizer, and cross-entropy method (CEM) (Rubinstein & Kroese, 2013), a gradient-free optimizer.

To compare the accuracy and efficiency of the optimizers, we collect 100 states for each seed in each environment from the model-free experiments in Section 4.2.2. For each optimizer, we optimize the variational objective, \mathcal{J} , starting from the same initialization. Tuning the step size, we found that 0.01 yielded the steepest improvement without diverging for both Adam and CEM. Gradients are evaluated with 10 action samples. For CEM, we sample 100 actions and fit a Gaussian mean and variance to the top 10 samples. This is comparable with QT-Opt (Kalashnikov et al., 2018), which draws 64 samples and retains the top 6 samples.

The results, averaged across states and random seeds, are shown in Figure 12. CEM (gradient-free) is less efficient than Adam (gradient-based), which is unsurprising, especially considering that Adam effectively approximates higher-order curvature through momentum terms. However, Adam and CEM both require over *an order of magnitude* more iterations to reach comparable performance with iterative amortization. While iterative amortized policy optimization does not always obtain asymptotically optimal estimates, we note that these networks were trained with only 5 iterations, yet continue to improve and remain stable far beyond this limit. Finally, comparing wall clock time for each optimizer, iterative amortization is only roughly $1.25\times$ slower than CEM and $1.15\times$ slower than Adam, making iterative amortization still substantially more efficient.