

SeLFiE: Modular Semantic Reasoning for Induction in Isabelle/HOL

Yutaka Nagashima¹[0000–0001–6693–5325]

University of Innsbruck, Innsbruck, Austria
Yutaka.Nagashima@student.uibk.ac.at

Abstract. Proof assistants offer tactics to apply proof by induction, but these tactics rely on inputs given by human engineers. We address this problem with **SeLFiE**, a domain-specific language to encode experienced users' expertise on how to apply the **induct** tactic in Isabelle/HOL: when we apply an induction heuristic written in **SeLFiE** to an inductive problem and arguments to the **induct** tactic, the **SeLFiE** interpreter examines both the syntactic structure of the problem and semantics of the relevant constants to judge whether the arguments to the **induct** tactic are plausible for that problem according to the heuristic. **SeLFiE** facilitates the intricate interaction between syntactic and semantic analyses using *semantic constructs* while maintaining the modularity of each analysis.

1 Introduction

1.1 Motivating Example

Consider the following two definitions of the reverse function for lists presented in a tutorial of Isabelle/HOL [32]:

```
primrec append :: "'a list ⇒ 'a list ⇒ 'a list" (infixr "@" 65)
  where
    "[] @ ys = ys"
  | "(x # xs) @ ys = x # xs @ ys"
```

```
primrec rev :: "'a list ⇒ 'a list" where
  "rev [] = []"
  | "rev (x # xs) = rev xs @ [x]"
```

```
fun itrev :: "'a list ⇒ 'a list ⇒ 'a list" where
  "itrev [] ys = ys"
  | "itrev (x # xs) ys = itrev xs (x # ys)"
```

where **#** is the list constructor, **[x]** is a syntactic sugar for **x # []**, and **@** is the infix operator for **append**. How do you prove the following equivalence lemma?

```
lemma itrev_and_rev: "itrev xs ys = rev xs @ ys"
```

Since both reverse functions are defined recursively, it is natural to guess we can tackle this problem with proof by induction. But how do you apply proof by induction to this inductive problem and why? In which language can you describe your induction heuristics? In this paper, we present **SeLFiE**, a domain-specific language to encode such heuristics.

1.2 Background

A prominent approach for better proof automation for proof assistants is the so-called hammer-style tools, such as HOL(y)Hammer [16] for HOL-light [12], CoqHammer [9] for Coq [36], and Sledgehammer [4] for Isabelle/HOL [32]. Sledgehammer, for example, translates proof goals in the polymorphic higher-order logic of Isabelle/HOL to monomorphic first-order logic and attempts to prove the translated proof goals using various external automated provers, such as SPASS [5], Vampire [19], and the E theorem prover [34]. An extensive evaluation showed that Sledgehammer brought powerful automation to Isabelle/HOL [6]; when it comes to inductive theorem proving, however, the essence of inductive problems is lost in the translation, severely impairing the performance of Sledgehammer.

This is unfortunate for two reasons. Firstly, many Isabelle users opt for Isabelle/HOL precisely because Isabelle/HOL’s logic is expressive enough to describe inductive problems without introducing additional axioms. Secondly, inductive problems are essential to Computer Science, as most analyses of programs and programming languages involve reasoning about recursive data structures such as lists and trees, and procedures containing recursion or iteration [8].

This way, inductive theorem proving remains as a grand challenge in Computer Science, and its automation is long awaited. Confronting the limited progress made for its automation, Gramlich published the following prediction in 2005:

in the near future, ITP (inductive theorem proving) will only be successful for very specialized domains for very restricted classes of conjectures. ITP will continue to be a very challenging engineering process. [11]

In this paper, we challenge his bleak prediction with **SeLFiE**. **SeLFiE** is a domain-specific language (DSL) for semantic-aware logical feature extraction. **SeLFiE** has three main features: *semantic-awareness*, *modularity*, and *domain-agnosticism*. Domain-agnosticism allows users to encode induction heuristics that can transcend problem domains, whereas semantic-awareness allows **SeLFiE** heuristics to examine not only the syntactic structures of inductive problems but also the definitions of relevant constants. Modularity introduces a clear separation between the reasoning on syntax and that on semantics, contributing to the readability of **SeLFiE** heuristics.

Our research contribution is that:

we present a design of a domain-specific language which allows experienced proof engineers to encode how to apply proof by induction based on both the syntax and semantics in a modular domain-agnostic style.

Our implementation, available at GitHub [24], is specific to Isabelle/HOL: we implemented our system as an Isabelle theory for smooth user experience. However, the underlying concept of modular semantic reasoning is transferable to other proof assistants, such as Coq [36], Lean [23], and HOL[35]: no matter which proof assistant we use, we need to reason not only the syntactic structure of proof goals themselves but also definitions relevant to the goals to decide how to apply proof by induction.

The rest of the paper is organized as follows. Section 2 shows how to apply proof by induction in Isabelle using the example from Section 1.1 and clarifies the need for reliable heuristics. Section 3 gives an overview of what it means to encode induction heuristics and to apply them to inductive problems in Isabelle/HOL. Since meta-reasoning based on a domain-specific language (DSL) is still a new approach to inductive problems, Section 4 revises `LiFtEr` [25], an existing DSL developed to encode syntax-based heuristics for Isabelle/HOL using our motivating example. In particular, we observe how `LiFtEr`'s quantifiers allow us to write heuristics that can transcend problem domains. Then, we identify what induction heuristics we *cannot* encode in `LiFtEr`. Then, in Section 5, we present `SeLFiE` and its interpreter. `SeLFiE` is our new domain-specific language to encode semantic-aware heuristics for Isabelle/HOL. In addition to the abstraction given by `LiFtEr`'s quantifiers, `SeLFiE` enables semantic reasoning using new language constructs that enable the modular reasoning on the syntactic structure of proof goals and the semantics of relevant constants.

2 Proof by Induction in Isabelle/HOL

2.1 Motivating Example Continued

Modern proof assistants come with *tactics* to facilitate proof by induction. Isabelle/HOL offers the `induct` tactic and the `induction` tactic.¹ The bright side of the `induct` tactic is that for most of the cases human engineers do not have to develop induction principles explicitly to apply induction. When using such tactics, however, engineers investigate inductive problems at hand and choose appropriate arguments to guide these tactics. For example, Nipkow *et al.* proved our motivating example as follows:

```
lemma model_proof:"itrev xs ys = rev xs @ ys"
  apply(induct xs arbitrary: ys) by auto
```

That is to say, they firstly applied structural induction on `xs` while generalizing `ys`. Since `xs` is a list of any type, this application of structural induction resulted in the following two sub-goals:

¹ These two tactics are identical to each other except for minor differences in the naming conventions for emerging sub-goals. Therefore, we focus on the `induct` tactic in the following.

1. $\bigwedge ys. \text{itrev } [] \text{ } ys = \text{rev } [] @ ys$
2. $\bigwedge a \text{ } xs \text{ } ys. (\bigwedge ys. \text{itrev } xs \text{ } ys = \text{rev } xs @ ys) \implies$
 $\text{itrev } (a \# xs) \text{ } ys = \text{rev } (a \# xs) @ ys$

where \bigwedge and \implies represent the universal quantifier and implication of Isabelle's meta-logic, *Pure*, respectively. The first sub-goal is the base case for the structural induction, whereas the second sub-goal is the step case where we are asked to prove that this conjecture holds for $a \# xs$ and ys , assuming that the conjecture holds for the same xs and *arbitrary* ys . Then, they proved the remaining sub-goals using the general purpose tactic, *auto*. For the step case, *auto* rewrote the left-hand side of the meta-conclusion as follows:

$$\begin{array}{ll} \text{itrev } (a \# xs) \text{ } ys & \text{using the definition of itrev:} \\ \downarrow & \bigwedge x \text{ } xs \text{ } y \text{ } ys. \text{itrev } (x \# xs) \text{ } ys = \text{itrev } xs \text{ } (x \# ys) \\ \text{itrev } xs \text{ } (a \# ys) & \end{array}$$

whereas *auto* rewrote the right-hand side as follows:

$$\begin{array}{ll} \text{rev } (a \# xs) @ ys & \text{using the definition of rev:} \\ \downarrow & \bigwedge x \text{ } xs. \text{rev } (x \# xs) = \text{rev } xs @ [x] \\ (\text{rev } xs @ [a]) @ ys & \text{using the associative property of @:} \\ \downarrow & \bigwedge a \text{ } b \text{ } c. (a @ b) @ c = a @ (b @ c) \\ \text{rev } xs @ ([a] @ ys) & \text{using the definition of @:} \\ \downarrow & \bigwedge x \text{ } xs \text{ } ys \text{ } (x \# xs) @ ys = x \# xs @ ys \\ \text{rev } xs @ (a \# [] @ ys) & \text{using the definition of @:} \\ \downarrow & \bigwedge ys. [] @ ys = ys \\ \text{rev } xs @ (a \# ys) & \end{array}$$

Applying such rewriting, *auto* internally transformed the step case to the following intermediate goal:

- $$\bigwedge a \text{ } xs \text{ } ys. (\bigwedge ys. \text{itrev } xs \text{ } ys = \text{rev } xs @ ys) \implies$$
- $$\text{itrev } xs \text{ } (a \# ys) = \text{rev } xs @ (a \# ys)$$

Since ys was generalized in the induction hypothesis, *auto* proved $\text{itrev } xs \text{ } (a \# ys) = \text{rev } (xs @ (a \# ys))$ by considering it as a concrete case of the induction hypothesis. If Nipkow *et al.* had not passed ys to the *arbitrary* field, the *induct* tactic would have produced the following sub-goals:

1. $\text{itrev } [] \text{ } ys = \text{rev } [] @ ys$
2. $\bigwedge a \text{ } xs \text{ } ys. (\text{itrev } xs \text{ } ys = \text{rev } xs @ ys) \implies$
 $\text{itrev } (a \# xs) \text{ } ys = \text{rev } (a \# xs) @ ys$

Note that this step case requests us to prove that the original goal holds for $a \# xs$ and ys , assuming that it holds for the same xs and the *same* ys that appear in the induction hypothesis. If we apply *auto* to these sub-goals, *auto* proves the base case, but it leaves the step case as follows:

- $$\bigwedge a \text{ } xs. \text{itrev } xs \text{ } ys = \text{rev } xs @ ys \implies$$
- $$\text{itrev } xs \text{ } (a \# ys) = \text{rev } xs @ (a \# ys)$$

That is, `auto` is unable to complete the proof because `ys` is shared both in the conclusion of the step case and induction hypothesis, illustrating the importance of variable generalization.

It is worth mentioning that we did not have to develop induction principles manually for the aforementioned proof since the `induct` tactic found out how to apply structural induction from the arguments passed by Nipkow *et al.* In fact, for most of the time Isabelle users do not have to develop induction principles manually, but we only have to pass the right arguments to the `induct` tactic. Thus, the `induct` tactic reduces the problem of how to apply induction to the following three questions:

- On which terms do we apply induction?
- Which variables do we pass to the `arbitrary` field to generalize them?
- Which rule do we pass to the `rule` field?

This user-interface of the `induct` tactic facilitates an intuitive application of proof by induction, sparing users from the burden of manually developing induction principles. However, answering these three questions is a well-known key challenge, which used to require experienced users’ know-hows.

3 Overview of SeLFiE

Fig. 1 shows how SeLFiE transfers such experienced users’ know-hows to new users: when experienced users tackle with inductive problems of their own they encode their know-hows about how they use the `induct` tactic as SeLFiE heuristics. Each SeLFiE heuristic is an assertion that takes a triple of a proof goal, relevant constant definitions, and arguments passed to the `induct` tactic. A well-written SeLFiE assertion should return `True` if the arguments are likely to be useful to prove the problem with the `induct` tactic, whereas it should return `False` if the combination is not likely to be useful to prove the problem. When new users want to know if their use of the `induct` tactic is appropriate or not, they apply the assertion written by an expert to their own problem to know how the assertion judges their use of the `induct` tactic. Note that we highlighted parts of Fig. 1 to emphasize the difference from an exiting language, LiFtEr, developed for a similar purpose. In the following, we revise LiFtEr and explain why we need a reasoning framework that can take relevant definitions into account to encode reliable heuristics.

4 Syntactic Reasoning for Induction using LiFtEr

4.1 LiFtEr: Logical Feature Extraction

Previously, we developed LiFtEr, a DSL for logical feature extraction. LiFtEr is the first DSL designed to describe how to use the `induct` tactic without relying on domain-specific constructs. LiFtEr’s syntax shown in Program 1 resembles

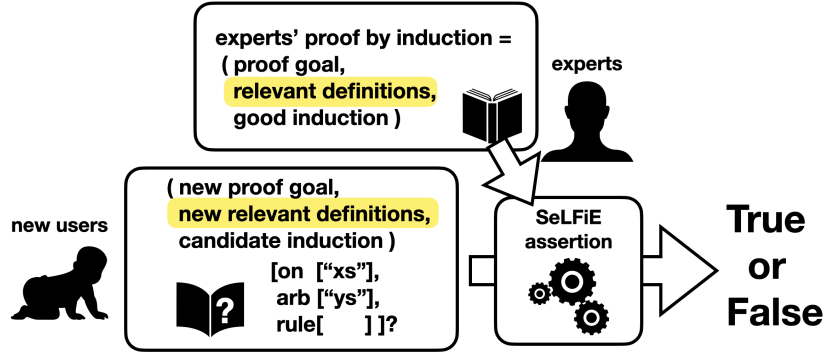


Fig. 1: The overview of the SeLFiE.

that of first-order logic. For now we should ignore **highlighted** parts when reading Program 1.

LiFtEr offers four primitive types of variables: natural numbers, induction rules, terms, and term occurrences. An induction rule is an auxiliary lemma passed to the `rule` field of the `induct` tactic. The domain of terms is the set of all sub-terms appearing in the inductive problem at hand, whereas the domain of term occurrences is the set of all occurrences of such sub-terms. Quantifiers over terms can be restricted to those terms that appear as arguments to the `induct` tactic under consideration.

4.2 Naive Generalization Heuristic in LiFtEr

As we saw in Section 2.1, the key to the successful application of the `induct` tactic for our motivating example is the generalization of `ys` using the `arbitrary` field. When explaining why they decided to generalize `ys`, Nipkow *et al.* introduced the following generalization heuristic [31]:

Generalize induction by generalizing all free variables (except the induction variable itself).

We can encode this generalization heuristic in LiFtEr as shown in Program 2. In plain English, Program 2 reads as follows:

For all terms in a proof goal, *free_var_term*, if the *free_var_term* is a free variable but not passed to the `induct` tactic as an induction term there exists a term, *generalized_term*, in the `arbitrary` field such that *free_var_term* and *generalized_term* are the same term.

If we evaluate this heuristic for our ongoing example about list reversals and its model proof by Nipkow *et al.*, the LiFtEr interpreter returns **True**, approving the generalization of `ys`. But this heuristic seems too coarse to produce accurate recommendations. In fact, Nipkow *et al.* articulate the limitation of this heuristic as follows:

Program 1 The abstract syntax of LiFtEr / SeLFiE in one. The language the components unique to SeLFiE are highlighted. Note that we focus on the essential changes from LiFtEr to SeLFiE, abstracting from many minor improvements.

```

command := definition | primrec | fun | function | inductive | inductive_set
semantic_argument := term | number
literal := term_occurrence | rule | command | semantic_argument
assertion := atomic | literal | connective | quantifier | ( assertion )
            | λ assertions. assertion | assertion assertions
type := term | term_occurrence | rule | number
modifier_term := induction_term | arbitrary_term
quantifier := ∃x : type. assertion
            | ∀x : type. assertion
            | ∃x : term ∈ modifier_term . assertion
            | ∀x : term ∈ modifier_term . assertion
            | ∃x : term_occurrence ∈ y : term . assertion
            | ∀x : term_occurrence ∈ y : term . assertion
connective := True | False | assertion ∨ assertion | assertion ∧ assertion
            | assertion → assertion | ¬ assertion
semantic := in.some_definition
            ( term , λ semantic_arguments. assertion , semantic_arguments )
            | in.all_definition
            ( term , λ semantic_arguments. assertion , semantic_arguments )
atomic :=
    semantic
    | rule is_rule_of term_occurrence
    | term_occurrence term_occurrence_is_of_term term
    | are_same_term ( term_occurrence , term_occurrence )
    | term_occurrence is_in_term_occurrence term_occurrence
    | is_atomic term_occurrence
    | is_constant term_occurrence
    | is_free_variable term_occurrence
    | is_lambda term_occurrence
    | is_application term_occurrence
    | term_occurrence is_an_argument_of term_occurrence
    | term_occurrence is_nth_argument_of term_occurrence
    | term is_nth_induction_term number
    | term is_nth_arbitrary_term number
    | is_at_deepest term_occurrence
    | ...

```

However, it (this generalization heuristic) should not be applied blindly. It is not always required, and the additional quantifiers can complicate matters in some cases. The variables that need to be quantified are typically those that change in recursive calls.

This provision to the heuristic justifies the generalization of `ys` by Nipkow *et al.*:

Program 2 Naive generalization heuristic in LiFtEr

```

 $\forall$  free_var_term : term.
  term_is_free (free_var_term)
   $\wedge$ 
   $\neg \exists$  induction_term : induction_term.
    are_same_terms (free_var_term, induction_term)
 $\longrightarrow$ 
   $\exists$  generalized_term : arbitrary_term.
    are_same_terms (free_var_term, generalized_term)

```

ys in the proof goal needs to be generalized because *ys* is the second argument of *itrev* in the proof goal and the second parameter to *itrev* changes in a recursive call in the second clause defining *itrev*: in *itrev* (*x* # *xs*) *ys* = *itrev xs (x # ys)* the second parameter to *itrev* on the left-hand side is *ys*, but the second argument of *itrev* on the right-hand side is *x # ys*.

Unfortunately, it is not possible to encode this provision in LiFtEr because this provision involves reasoning on the structure of the syntax tree representing the definition of a constant appearing in a proof goal, which is *itrev* in this particular case. In other words, LiFtEr heuristics can describe the structures of proof goals in a domain-independent style, but they cannot describe the structures of the definitions of relevant constants in a domain-independent style. What is much needed is a language to reason about both arbitrary proof goals and their relevant definitions in terms of the arguments passed to the *induct* tactic in a domain-agnostic style without severely impairing the readability. And this is the main challenge addressed by SeLFiE.

5 Modular Semantic Reasoning using SeLFiE

5.1 SeLFiE: Semantic-aware Logical Feature Extraction

We designed SeLFiE to overcome LiFtEr’s limitation while preserving its capability to transcend problem domains with logical constants.

Program 1 presents the abstract syntax of SeLFiE. Since SeLFiE inherits many design choices from LiFtEr, we re-use Program 1, which we used to explain LiFtEr; however, we now include the **highlighted** constructs into our consideration.

Compared to LiFtEr, which resembles first-order logic, SeLFiE assertions may include lambda abstractions and function applications. In principle, a function defined in SeLFiE may take functions as arguments; however, the domain of the default quantifiers are either terms, term occurrences, natural numbers, induction rules, induction terms, or generalized terms. Therefore, SeLFiE admits higher-order lambda abstraction, but it is not a higher-order logic.

The two new *semantic constructs*, `in_some_definition` and `in_all_definition`, allow for modular semantic reasoning of inductive problems in a domain-agnostic style by bridging the gap between the proof goal at hand and the relevant definitions with terms and natural numbers. These atomic assertions take a triple of:

- a term whose defining clauses are to be examined,
- a lambda function, which is a **SeLFiE** heuristic to examine the relevant definitions, and
- a list of arguments, which are either terms or natural numbers. They are passed to the aforementioned lambda function to bridge the gap between the analysis of a proof goal and the analysis of relevant definitions.

`in_some_definition` returns **True** if the lambda function passed as the second argument of `in_some_definition` returns **True** when applied to the third argument of `in_some_definition` for *at least one* clause that defines the term passed as the first argument of `in_some_definition`. Similarly, `in_all_definition` returns **True** if the lambda function passed as the second argument of `in_all_definition` returns **True** when applied to the third argument of `in_all_definition` for *all* clauses that define the term passed as the first argument of `in_all_definition`.

Quantifiers outside and inside these semantic constructs behave differently: inside the lambda function passed as the second argument to these constructs, quantifiers’ domains are based on the relevant definitions under consideration. For example, a quantifier over terms inside a semantic construct quantifies over terms that appear in the relevant defining clause under consideration.

Fig. 2 illustrates the overall workflow of the **SeLFiE** interpreter when applied to an inductive problem and a combination of arguments of the `induct` tactic. In this figure, we assume that the **SeLFiE** assertion has one semantic construct for a simpler explanation; however, in general, a **SeLFiE** heuristic may contain multiple occurrences of semantic constructs. The small square, labelled as **inner part**, represents the lambda function passed as the second argument to this semantic construct, whereas **outer part** represents everything else in the **SeLFiE** assertion. Now based on this figure we explain how the **SeLFiE** interpreter works using eight steps from S1 to S8.

- S1. Firstly the **SeLFiE** interpreter takes a **SeLFiE** heuristic.
- S2. Then, the pre-processor of **SeLFiE** transforms the syntax tree representing the inductive problem into a look-up table. This look-up table replaces slow traversals in the syntax tree with quick accesses to term occurrences using their paths from the root node.
- S3. The **SeLFiE** interpreter processes the outer part of the assertion using the newly implemented **LiFtEr** interpreter, which can handle lambda abstraction, function application, and new atomic assertions. In this step, the domains of quantifiers over terms and term occurrences are all terms and their occurrences within the proof goal itself.

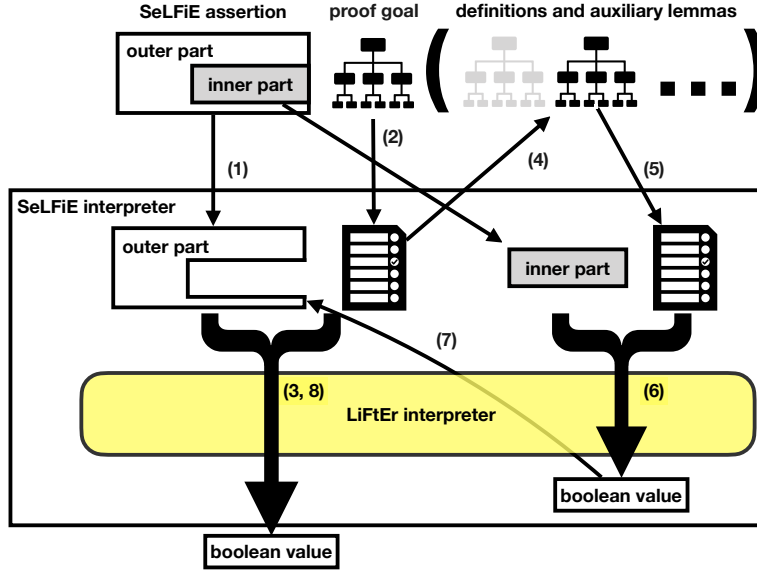


Fig. 2: The workflow of the SeLFiE interpreter.

- S4. When the **SeLFiE** interpreter reaches the semantic construct, it extracts the clauses that define the first argument of the semantic construct from the underlying proof context.
- S5. The interpreter transforms the syntax tree representing the relevant definitions into look-up tables.
- S6. The **LiFtEr** interpreter applies the inner part of the assertion, which is the lambda function passed as the second argument of the semantic construct, to the list of arguments, which is the third argument of the semantic construct, based on the look-up tables produced in S5. Note that the domains of quantifiers over terms and term occurrences in this step are all terms and their occurrences within the relevant clause extracted in S4.
- S7. The result of S6 is then passed to the **LiFtEr** interpreter.
- S8. The **LiFtEr** interpreter continues to evaluate the remaining outer part using the return value from the inner part.

We named our domain-specific language **SeLFiE** partly because we developed it for semantic-aware logical feature extraction, but also because we extended **LiFtEr**, so that **LiFtEr** can call itself to support semantic reasoning. Our motto is that:

We analyze a proof goal *semantically* by analyzing its relevant definitions *syntactically*.

With this motto in mind, we improve the naive heuristic from 4.2 in the next section using **SeLFiE**.

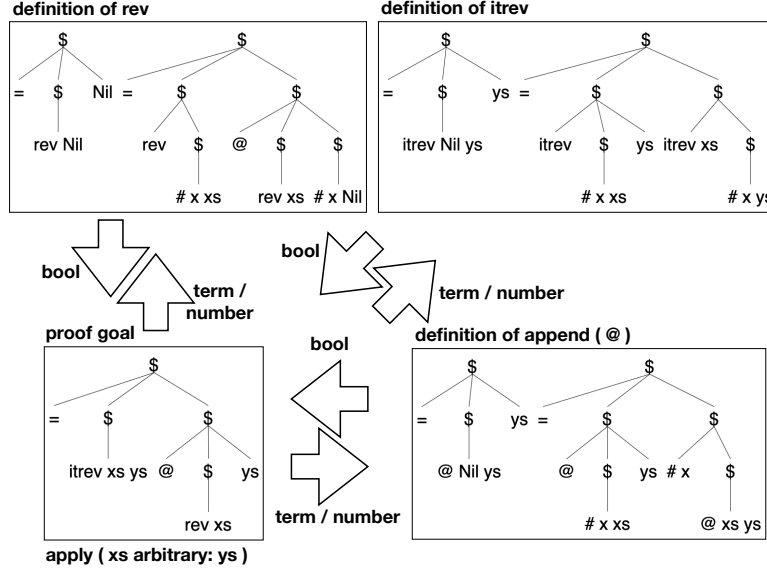


Fig. 3: The syntax trees representing the proof goal and relevant definitions.

5.2 Semantic-Aware Generalization Heuristic in SeLFiE

We now present an example **SeLFiE** heuristic, which is an improved version of the naive generalization heuristic from Section 4.2 in **SeLFiE**. More specifically, we demonstrate how **SeLFiE** allows us to encode the provision to the generalization heuristic discussed in Section 4.2.

Program 3 encodes the provision together with Program 4. Intuitively, Program 3 checks if all the generalized variables in the **induct** tactic satisfy the condition specified in Program 4. Fig. 3 illustrates the syntax tree of this proof goal and relevant definitions, as well as the information flow between Program 3 and Program 4. We now examine how the **SeLFiE** interpreter processes this heuristic for our running example.

- S1. We pass Program 3 and Program 4, and **model_proof** to the **SeLFiE** interpreter. The syntax tree of **model_proof** appears at the lower left in Fig. 3 where $\$$ stands for function application.
- S2. The interpreter transforms the syntax tree representing the proof goal into a look-up table for faster processing.
- S3. In this step the **SeLFiE** interpreter processes the outer part for the syntax tree appearing at the lower end in Fig. 3. Note that the domains of quantifiers over term and term occurrences are based those terms and their occurrences within this syntax tree. In **model_proof**, we have only one variable, **ys**, generalized in the **arbitrary** field. Therefore, for **model_proof** to satisfy this generalization heuristic we should be able to find at least one instance

Program 3 More reliable generalization heuristic in SeLFiE

```

generalize_only_what_should_be_generalized :=
  ∀ arb_term : term ∈ arbitrary_term.
    ∃ ind_term : term ∈ induction_term.
      ∃ ind_occ ∈ ind_term.
        ∃ f_term : term.
          is_defined_with_recursion_keyword [f_term]
        ∧
        ∃ f_occ : term_occurrence ∈ f_term : term.
          ∃ recursion_on_nth : number.
            is_or_below_nth_argument_of (ind_occ, recursion_on_nth, f_occ1)
          ∧
          ∃ arb_occ ∈ arb_term.
            ∃ generalize_nth : number.
              is_or_below_nth_argument_of (arb_occ, generalize_nth, f_occ)
            ∧
            ¬ are_same_number (recursion_on_nth, generalize_nth)
          ∧
          in_some_definition
            (f_term, generalize_nth_argument_of,
             [generalize_nth, f_term])

```

for each variable bound by each existential quantifier in Program 3. For this reason, we instantiate each existentially quantified variable in Program 3 as follows:

- *ind_term* with *xs*, the only induction term passed to the `induct` tactic,
- *ind_occ* with the occurrence of *xs* on the left-hand side in the goal,
- *f_term* with `itrev`,
- *f_occ* with the sole occurrence of `itrev` in the proof goal,
- *recursion_on_nth* with 1,
- *arb_occ* with the occurrence of *ys* on the left-hand side in the goal, and
- *generalize_nth* with 2.

Then, we can satisfy the four atomic assertions in Program 3 (`is_defined_with_recursion_keyword`, two instances of `is_or_below_nth_argument_of`, and `¬ are_same_number`) with these arguments.

- S4. When the interpreter hits `is_some_definition` with *f_term* being `itrev`, it extracts the two syntax trees defining `itrev` from the proof context. Since Program 3 uses `is_some_definition`, we only have to show that `generalize_nth_argument_of` returns `True` for one of the two equations defining `itrev`. In the following, we focus on the second clause, `itrev (x # ys) ys = itrev xs (x # ys)`. This defining equation appears on the right-hand side in the square at the upper right in Fig. 3.
- S5. The interpreter transforms each syntax tree representing a clause of a relevant definition into a look-up table for faster processing.
- S6. Now the interpreter evaluates `generalize_nth_argument_of` with 2 and `itrev` as its arguments passed from Program 3. Note that the domains of

Program 4 Semantic analysis of more reliable generalization heuristic in SeLFIe

```

generalize_nth_argument_of :=
λ [generalize_nth, f_term ].
  ∃ root_occ : term_occurrence.
    is_root_in_a_location (root_occ)
  ∧
  ∃ lhs_occ : term_occurrence.
    is_lhs_of_root [lhs_occ, root_occ]
  ∧
  ∃ nth_param_on_lhs : term_occurrence.
    is_n+1th_child_of (nth_param_on_lhs, generalize_nth, lhs_occ)
  ∧
  ∃ nth_param_on_rhs : term_occurrence.
    ¬ are_of_same_term (nth_param_on_rhs, nth_param_on_lhs)
  ∧
  ∃ f_occ_on_rhs : term_occurrence ∈ f_term : term.
    is_nth_argument_of
      (nth_param_on_rhs, generalize_nth, f_occ_on_rhs)

```

quantifiers over terms and term occurrences are now all terms and term occurrences in `itrev (x # xs) ys = itrev xs (x # ys)`. For `generalize_nth_argument_of`, we instantiate existentially quantified variables as follows:

- `root_occ` with the root, `itrev (x # xs) ys = itrev xs (x # ys)`,
- `lhs_occ` with the left-hand side of the equation, `itrev (x # xs) ys`,
- `nth_param_on_lhs` with the occurrence of `ys` on the left-hand side,
- `nth_param_on_rhs` with the sole occurrence of `x # ys`, and
- `f_occ_on_rhs` with the sole occurrence of `itrev` on the right-hand side.

This way, the interpreter evaluates the second clause of `itrev`'s definition to `True`, which is tantamount to say *we generalize the second argument of `itrev` because the second argument of `itrev` changes in a recursive call.*

- S7. The result from `generalize_nth_argument_of` is returned to `generalize_only_what_should_be_generalized`.
- S8. With this return value from `generalize_nth_argument_of`, the interpreter evaluates `generalize_only_what_should_be_generalized` to `True`.

This way, Program 4 encodes the provision to the generalization heuristic discussed in Section 4.2.

Note that the interaction between the two levels involve natural numbers, terms, and boolean values only: more complex reasoning, such as quantification over natural numbers, terms, and term occurrences, happens only within each program because each module has its own domains for terms and term occurrences. Furthermore, it is not allowed to pass term occurrences through semantic constructs. Therefore, when we discuss relative locations of certain term occurrences across syntax trees, we should specify such locations by passing natural

numbers and terms from the syntax level to the semantic layer, as is done in this example. This clear separation between syntactic and semantic reasoning reduces the complexity of the heuristic, resulting in its better readability.

In this particular example, we conducted two-level analysis of syntax trees using two **SeLFiE** programs. However, **SeLFiE**'s semantic constructs can orchestrate reasoning on arbitrary number of levels. For example, we can write **SeLFiE** heuristics to analyse definitions of constants that appear within the definition of a constant appearing in a proof goal. Our experience shows it is often enough to reason on the two levels. However, in some cases non-recursive constants are introduced as scaffolding of recursive functions. For such cases it is often a good idea to conduct a three-level analysis and reason on the definitions of constant definitions appearing in proof goals, to avoid unfolding constant definitions unnecessarily.

6 Discussion

We presented **SeLFiE**, a domain-specific language to encode induction heuristics. The abstraction brought by quantifiers in **SeLFiE** allows us to encode heuristics that can transcend problem domains, while semantic-awareness introduced by the semantic constructs let us grasp not only the syntactic structures of inductive problems but also semantics of relevant constants in a modular style.

The small syntactic change from **LiFtEr** to **SeLFiE** is our intentional choice: our previous evaluation [27] showed that **LiFtEr** is expressive enough to encode valuable induction heuristics especially for functional inductions, even though the evaluation also revealed that **LiFtEr** is not expressive enough to encode some induction heuristics and many generalisation heuristics that require reasoning on the level of semantics.

Our conservative extension to **LiFtEr**'s syntax allows us to take advantage of **LiFtEr**'s meta-reasoning framework, while adding the capability to reason on the semantics of proof goals. To realise such extension, we implemented **SeLFiE**'s interpreter from scratch: since **LiFtEr**'s original interpreter was not designed with semantic reasoning in mind and did not support even lambda abstraction or function application, incremental improvement was not realistic.

Exploiting **SeLFiE**'s logical connectives, quantifiers and semantic constructs, we encoded 20 heuristics to decide on which terms and with which rules we should apply the **induct** tactic, as well as 7 heuristic to decide which variables should be generalized as the standard heuristics. Nagashima showed that a recommendation system based on these **SeLFiE** heuristics produced more accurate recommendations than the previous version based on heuristics written in **LiFtEr** [26].

7 Related Work

SeLFiE inherits the domain-agnostic style of meta-reasoning for inductive theorem proving from its predecessor, **LiFtEr** [25]. By encoding heuristics in **LiFtEr**,

Nagashima developed `smart_induct`, an automatic recommendation tool for the `induct` tactic. However, `LiFtEr` is not expressive enough to encode heuristics that involve semantic reasoning. This limitation of `LiFtEr` resulted in `smart_induct`'s poor accuracy of recommendations especially for inductive problems requiring variable generalisations as reported by Nagashima [27]. We developed `SeLFiE` to address this limitation with semantic constructs.

A well-known approach for inductive theorem proving is the Boyer-Moore waterfall model [20], which was invented for a first-order logic on Common Lisp [15]. In the original waterfall model, a prover tries to apply any of the six techniques, including simplification, generalization and induction. If any of these techniques works, the prover stores the resulting sub-goals in a pool and continues to apply the six techniques until it empties the pool.

`ACL2` [21] is the latest incarnation of this line of work with industrial applications [17]. To decide how to apply induction, `ACL2` estimates how good each induction scheme is by computing a score, called *hitting ratio*, based on a fixed formula [7,22], and it proceeds with the induction scheme with the highest hitting ratio. Instead of computing a hitting ratio based on a fixed formula, we provide `SeLFiE` as a language, so that Isabelle experts can encode their expertise as assertions based on the syntactic structure of the inductive problem at hand and the semantics of its relevant constants. Heras *et al.* used `ML4PG` learning method to find patterns to generalize and transfer inductive proofs from one domain to another in `ACL2` [13].

For more expressive logics, Jiang *et al.* employed multiple waterfalls [14] in `HOL Light` [12]. However, to decide induction variables, they naively picked the first free variable with recursive type and left the selection of promising induction variables as future work. Passmore *et al.* developed the `Imandra` automated reasoning system [33], which also uses the waterfall model for its typed higher-order setting.

For Isabelle/`HOL`, Nagashima *et al.* developed a proof strategy language, `PSL`, and its default strategy, `try_hard` [29,30]. Their evaluation showed that `try_hard` discharges easy induction problems by conducting expensive proof searches and produces efficient proof scripts upon success; however, `try_hard`'s search space tends to explode for difficult inductive problems, and the tool fails to produce any recommendation at all when it cannot complete a proof search. `SeLFiE`'s interpreter complements `PSL`'s weakness by examining if an invocation of the `induct` tactic is promising or not without relying on a proof search.

With the rise of deep learning one would expect machine learning approaches would be a help. Unfortunately, however, learning abstract concepts, such as theorem proving in an expressive logic, is still a known remaining challenge in the machine learning community. And machine learning tools for tactic-based theorem proving mainly focus on the tactic recommendations and premise selections, leaving the problem of arguments selection for tactics as an open question especially when arguments are terms [10,28,1,18,2,3].

Acknowledgement

This work was supported by the European Regional Development Fund under the project AI & Reasoning (reg.no. CZ.02.1.01/0.0/0.0/15_003/0000466) and by NII under NII-Internship Program 2019-2nd call.

References

1. Bansal, K., Loos, S.M., Rabe, M.N., Szegedy, C., Wilcox, S.: Holist: An environment for machine learning of higher order logic theorem proving. In: Proceedings of the 36th International Conference on Machine Learning, ICML 2019, 9-15 June 2019, Long Beach, California, USA. pp. 454–463 (2019), <http://proceedings.mlr.press/v97/bansal19a.html>
2. Blaauwbroek, L., Urban, J., Geuvers, H.: Tactic learning and proving for the coq proof assistant. In: Albert, E., Kovács, L. (eds.) LPAR 2020: 23rd International Conference on Logic for Programming, Artificial Intelligence and Reasoning, Alicante, Spain, May 22-27, 2020. EPIc Series in Computing, vol. 73, pp. 138–150. EasyChair (2020), <https://easychair.org/publications/paper/JLdB>
3. Blaauwbroek, L., Urban, J., Geuvers, H.: The tactician - A seamless, interactive tactic learner and prover for coq. In: Benz Müller, C., Miller, B.R. (eds.) Intelligent Computer Mathematics - 13th International Conference, CICM 2020, Bertinoro, Italy, July 26-31, 2020, Proceedings. Lecture Notes in Computer Science, vol. 12236, pp. 271–277. Springer (2020). https://doi.org/10.1007/978-3-030-53518-6_17, https://doi.org/10.1007/978-3-030-53518-6_17
4. Blanchette, J.C., Böhme, S., Paulson, L.C.: Extending sledgehammer with SMT solvers. In: Bjørner, N., Sofronie-Stokkermans, V. (eds.) Automated Deduction - CADE-23 - 23rd International Conference on Automated Deduction, Wroclaw, Poland, July 31 - August 5, 2011. Proceedings. Lecture Notes in Computer Science, vol. 6803, pp. 116–130. Springer (2011). <https://doi.org/10.1007/978-3-642-22438-6>, <http://dx.doi.org/10.1007/978-3-642-22438-6>
5. Blanchette, J.C., Popescu, A., Wand, D., Weidenbach, C.: More SPASS with isabelle - superposition with hard sorts and configurable simplification. In: Interactive Theorem Proving - Third International Conference, ITP 2012, Princeton, NJ, USA, August 13-15, 2012. Proceedings. pp. 345–360 (2012). https://doi.org/10.1007/978-3-642-32347-8_24, https://doi.org/10.1007/978-3-642-32347-8_24
6. Böhme, S., Nipkow, T.: Sledgehammer: Judgement day. In: Automated Reasoning, 5th International Joint Conference, IJCAR 2010, Edinburgh, UK, July 16-19, 2010. Proceedings. pp. 107–121 (2010). https://doi.org/10.1007/978-3-642-14203-1_9, https://doi.org/10.1007/978-3-642-14203-1_9
7. Boyer, R.S., Moore, J.S.: A computational logic handbook, Perspectives in computing, vol. 23. Academic Press (1979)
8. Bundy, A.: The automation of proof by mathematical induction. In: Robinson, J.A., Voronkov, A. (eds.) Handbook of Automated Reasoning (in 2 volumes), pp. 845–911. Elsevier and MIT Press (2001)
9. Czajka, L., Kaliszyk, C.: Hammer for coq: Automation for dependent type theory. J. Autom. Reasoning **61**(1-4), 423–453 (2018). <https://doi.org/10.1007/s10817-018-9458-4>, <https://doi.org/10.1007/s10817-018-9458-4>

10. Gauthier, T., Kaliszyk, C., Urban, J.: TacticToe: Learning to reason with HOL4 tactics. In: Eiter, T., Sands, D. (eds.) LPAR-21, 21st International Conference on Logic for Programming, Artificial Intelligence and Reasoning, Maun, Botswana, May 7-12, 2017. EPiC Series in Computing, vol. 46, pp. 125–143. EasyChair (2017), <http://www.easychair.org/publications/paper/340355>
11. Gramlich, B.: Strategic issues, problems and challenges in inductive theorem proving. *Electr. Notes Theor. Comput. Sci.* **125**(2), 5–43 (2005), <https://doi.org/10.1016/j.entcs.2005.01.006>
12. Harrison, J.: HOL light: A tutorial introduction. In: Formal Methods in Computer-Aided Design, First International Conference, FMCAD '96, Palo Alto, California, USA, November 6-8, 1996, Proceedings. pp. 265–269 (1996), <https://doi.org/10.1007/BFb0031814>
13. Heras, J., Komendantskaya, E., Johansson, M., Maclean, E.: Proof-pattern recognition and lemma discovery in ACL2. In: Logic for Programming, Artificial Intelligence, and Reasoning - 19th International Conference, LPAR-19, Stellenbosch, South Africa, December 14-19, 2013. Proceedings. pp. 389–406 (2013)
14. Jiang, Y., Papapanagiotou, P., Fleuriot, J.D.: Machine learning for inductive theorem proving. In: Artificial Intelligence and Symbolic Computation - 13th International Conference, AISC 2018, Suzhou, China, September 16-19, 2018, Proceedings. pp. 87–103 (2018), https://doi.org/10.1007/978-3-319-99957-9_6
15. Jr., G.L.S.: An overview of common lisp. In: Proceedings of the 1982 ACM Symposium on LISP and Functional Programming, LFP 1980, August 15-18, 1982, Pittsburgh, PA, USA. pp. 98–107. ACM (1982)
16. Kaliszyk, C., Urban, J.: Hol(y)hammer: Online ATP service for HOL light. *Mathematics in Computer Science* **9**(1), 5–22 (2015). <https://doi.org/10.1007/s11786-014-0182-0>, <https://doi.org/10.1007/s11786-014-0182-0>
17. Kaufmann, M., Moore, J.S.: An industrial strength theorem prover for a logic based on Common Lisp. *IEEE Trans. Software Eng.* **23**(4), 203–213 (1997), <https://doi.org/10.1109/32.588534>
18. Komendantskaya, E., Heras, J.: Proof mining with dependent types. In: Intelligent Computer Mathematics - 10th International Conference, CICM 2017, Edinburgh, UK, July 17-21, 2017, Proceedings. pp. 303–318 (2017), https://doi.org/10.1007/978-3-319-62075-6_21
19. Kovács, L., Voronkov, A.: First-order theorem proving and vampire. In: Computer Aided Verification - 25th International Conference, CAV 2013, Saint Petersburg, Russia, July 13-19, 2013. Proceedings. pp. 1–35 (2013). https://doi.org/10.1007/978-3-642-39799-8_1, https://doi.org/10.1007/978-3-642-39799-8_1
20. Moore, J.S.: Computational logic : structure sharing and proof of program properties. Ph.D. thesis, University of Edinburgh, UK (1973), <http://hdl.handle.net/1842/2245>
21. Moore, J.S.: Symbolic simulation: An ACL2 approach. In: Formal Methods in Computer-Aided Design, Second International Conference, FMCAD '98, Palo Alto, California, USA, November 4-6, 1998, Proceedings. pp. 334–350 (1998), https://doi.org/10.1007/3-540-49519-3_22
22. Moore, J.S., Wirth, C.: Automation of mathematical induction as part of the history of logic. *CoRR* **abs/1309.6226** (2013), <http://arxiv.org/abs/1309.6226>
23. de Moura, L.M., Kong, S., Avigad, J., van Doorn, F., von Raumer, J.: The lean theorem prover (system description). In: Automated Deduction - CADE-25 - 25th International Conference on Automated Deduction, Berlin, Germany, August 1-7,

- 2015, Proceedings. pp. 378–388 (2015). https://doi.org/10.1007/978-3-319-21401-6_26, https://doi.org/10.1007/978-3-319-21401-6_26
24. Nagashima, Y.: data61/psl, <https://github.com/data61/PSL/releases/tag/v0.1.8-alpha>
25. Nagashima, Y.: LiFtEr: Language to encode induction heuristics for isabelle/hol. In: Programming Languages and Systems - 17th Asian Symposium, APLAS 2019, Nusa Dua, Bali, Indonesia, December 1-4, 2019, Proceedings. pp. 266–287 (2019). https://doi.org/10.1007/978-3-030-34175-6_14, https://doi.org/10.1007/978-3-030-34175-6_14
26. Nagashima, Y.: Faster smarter induction in isabelle/hol with selfie. CoRR **abs/2009.09215** (2020), <https://arxiv.org/abs/2009.09215>
27. Nagashima, Y.: Smart induction for Isabelle/HOL (tool paper). In: Proceedings of the 20th Conference on Formal Methods in Computer-Aided Design – FMCAD 2020 (2020). https://doi.org/10.34727/2020/isbn.978-3-85448-042-6_32, http://dx.doi.org/10.34727/2020/isbn.978-3-85448-042-6_32
28. Nagashima, Y., He, Y.: PaMpeR: proof method recommendation system for Isabelle/HOL. In: Proceedings of the 33rd ACM/IEEE International Conference on Automated Software Engineering, ASE 2018, Montpellier, France, September 3-7, 2018. pp. 362–372 (2018), <https://doi.org/10.1145/3238147.3238210>
29. Nagashima, Y., Kumar, R.: A proof strategy language and proof script generation for Isabelle/HOL. In: de Moura, L. (ed.) Automated Deduction - CADE 26 - 26th International Conference on Automated Deduction, Gothenburg, Sweden, August 6-11, 2017, Proceedings. Lecture Notes in Computer Science, vol. 10395, pp. 528–545. Springer (2017), https://doi.org/10.1007/978-3-319-63046-5_32
30. Nagashima, Y., Parsert, J.: Goal-oriented conjecturing for Isabelle/HOL. In: Intelligent Computer Mathematics - 11th International Conference, CICM 2018, Hagenberg, Austria, August 13-17, 2018, Proceedings. pp. 225–231 (2018), https://doi.org/10.1007/978-3-319-96812-4_19
31. Nipkow, T., Klein, G.: Concrete Semantics - With Isabelle/HOL. Springer (2014), <https://doi.org/10.1007/978-3-319-10542-0>
32. Nipkow, T., Paulson, L.C., Wenzel, M.: Isabelle/HOL - a proof assistant for higher-order logic, Lecture Notes in Computer Science, vol. 2283. Springer (2002)
33. Passmore, G.O., Cruanes, S., Ignatovich, D., Aitken, D., Bray, M., Kagan, E., Kanishev, K., Maclean, E., Mometto, N.: The imandra automated reasoning system (system description). In: Automated Reasoning - 10th International Joint Conference, IJCAR 2020, Paris, France, July 1-4, 2020, Proceedings, Part II. pp. 464–471 (2020). https://doi.org/10.1007/978-3-030-51054-1_30, https://doi.org/10.1007/978-3-030-51054-1_30
34. Schulz, S.: E - a brainiac theorem prover. AI Commun. **15**(2-3), 111–126 (2002), <http://content.iospress.com/articles/ai-communications/aic260>
35. Slind, K., Norrish, M.: A brief overview of HOL4. In: Theorem Proving in Higher Order Logics, 21st International Conference, TPHOLs 2008, Montreal, Canada, August 18-21, 2008. Proceedings. pp. 28–32 (2008). https://doi.org/10.1007/978-3-540-71067-7_6, https://doi.org/10.1007/978-3-540-71067-7_6
36. The Coq development team: The Coq proof assistant, <https://coq.inria.fr>