

Emergence of off-axis equilibria in a quantum vortex gas

Matthew T. Reeves,^{1,*} Kwan Goddard-Lee,² Guillaume Gauthier,² Oliver R. Stockdale,¹ Hayder Salman,³ Timothy Edmonds,¹ Xiaquan Yu,^{4,5} Ashton S. Bradley,⁵ Mark Baker,² Halina Rubinsztein-Dunlop,² Matthew J. Davis,¹ and Tyler W. Neely^{2,†}

¹Australian Research Council Centre of Excellence in Future Low-Energy Electronics Technologies, School of Mathematics and Physics, University of Queensland, St Lucia, QLD 4072, Australia.

²Australian Research Council Centre of Excellence for Engineered Quantum Systems, School of Mathematics and Physics, University of Queensland, St. Lucia, QLD 4072, Australia.

³School of Mathematics, University of East Anglia, Norwich, NR4 7TJ, United Kingdom.

⁴Graduate School of China Academy of Engineering Physics, Beijing 100193, China

⁵Department of Physics, Centre for Quantum Science, and Dodd-Walls Centre for Photonic and Quantum Technologies, University of Otago, Dunedin, New Zealand.

(Dated: March 10, 2022)

We experimentally study the emergence of high-energy equilibrium states in a chiral vortex gas of like-circulation vortices realized within a disk-shaped atomic Bose-Einstein condensate. In contrast to the familiar triangular Abrikosov lattice, the lowest-energy state of the superfluid in a rotating frame, we observe the formation of rotating vortex equilibria that are highly disordered and have significant energy per vortex. Experimental stirring protocols realize equilibrium states at both positive and negative absolute temperatures of the vortex gas. At sufficiently high energies the system exhibits a symmetry breaking transition, resulting in an off-axis equilibrium phase that no longer shares the symmetry of the container. By initializing vortices in a non-equilibrium distribution with sufficient energy, relaxation to equilibrium is observed within experimental timescales and an off-axis equilibrium state emerges at negative absolute temperature. The observed equilibria are in close agreement with mean field theory of the microcanonical ensemble of the vortex gas.

I. Introduction

The ground state of a rapidly rotating superfluid is an Abrikosov lattice of quantized vortices [1]. This is a state in which quantized vortices penetrate the fluid along the rotation axis, and form a triangular, stationary array in the frame of rotation. The areal vortex density is constant, and obeys Feynman's rule [2] such that the rotation mimics that of a classical rigid body. The Abrikosov lattice is akin to a crystalline solid, and defines the lowest energy state in a two-dimensional system of *chiral vortex matter*, where the constituent particles are topological defects possessing quantized circulation. At higher energies, the lattice melts and can form a strongly correlated vortex liquid [3–5], or, in the presence of disorder, amorphous glassy phases [6]. These solid and liquid states of vortex matter are relevant to a wide range of phenomena in quantum fluids, from rotating systems of superfluid helium and atomic gases [7–9], to critical currents in high- T_c superconductors [4, 10], quantum Hall liquids [11], and rotation glitches in neutron stars [12, 13]. However, these states do not describe all possible phases of vortex matter.

Another phase of vortex matter is possible — a *chiral vortex gas*. Here the vortices are dilute and highly mobile, yet they remain strongly interacting owing to their long-range Coulomb-like interactions. The high energy of this phase of vortex matter has generally precluded its observation in quantum fluids; such states will only emerge when dissipation sources (e.g., thermal friction [14] and vortex stretching [15, 16]) are sufficiently weak such that there is minimal loss of energy to phonons or other degrees of freedom in the fluid. However, recent experiments employing thin-layer superfluids have observed persistent vortex structures emerging in quantum turbulence [17, 18],

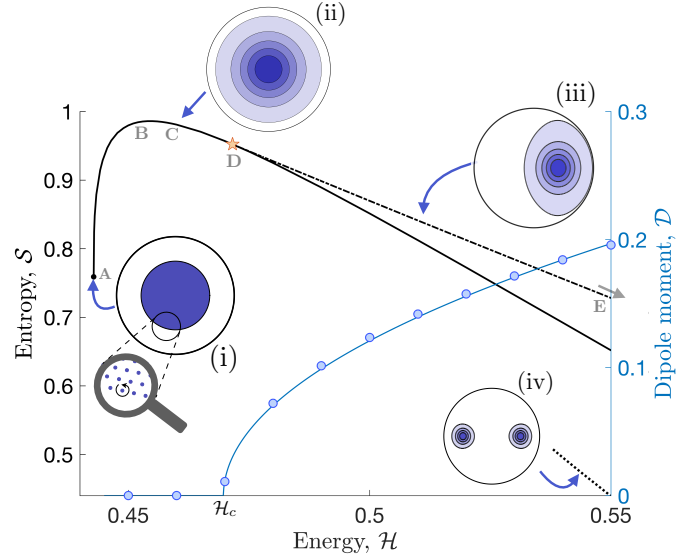


FIG. 1. Equilibrium states of a chiral vortex gas in a disk at fixed angular momentum, obtained by numerically solving Eq. (9) for states with $\mathcal{M} = 0.34$. At low energy the maximum entropy states are on-axis and share the symmetry of the container (i,ii; solid curve), whereas at high energies the maximum entropy states break the rotational symmetry and sit off-axis (iii; dash-dot curve). Insets show example contour plots of the average vortex density; note that, on small scales, the vortex matter is actually discrete and comprised of many quantized vortices (i, inset). The transition to the off-axis phase is signified by growth in the dipole moment $|\mathcal{D}| \sim |\mathcal{H} - \mathcal{H}_c|^{1/2}$, where markers are the solutions of Eq. (9) shown with the corresponding fitted line. Distributions with higher ordering, such as the bimodal solution branch shown (iv; dotted curve), have lower entropy; such local entropy maxima are typically expected to relax to the global equilibrium after sufficiently long evolution. Labels A, B, C, D, E mark significant equilibrium points (see text, Sec. V).

* m.reeves@uq.edu.au

† t.neely@uq.edu.au

including in atomtronic oscillators [19] and nanomechanical

resonators employing superfluid helium [20, 21].

These observations are suggestive of the high energy, negative temperature equilibria of a *neutral vortex gas*, as was originally proposed by Onsager in the context of turbulence theory [22]. The high energy equilibria of the vortex gas offer an explanation for why turbulent flows tend to spontaneously form giant, long-lived vortices; this influential concept [23, 24], has since been applied with some success to systems ranging from Jupiter’s Great Red Spot [25], to guiding center plasmas [26], and stratified fluid layers [27]. However, while the recent experimental observations in superfluids suggest equilibria of the vortex gas may emerge in applications of superfluidity, whether these recently-observed vortex structures can be accurately described as equilibrium states of the vortex gas remains an open question. Furthermore, the question of whether the full phase diagram of vortex matter is experimentally accessible remains open.

To address these issues, here we experimentally consider a chiral vortex gas confined to a disk geometry, which we realize in an ultracold atomic Bose-Einstein condensate confined with a fully-configurable optical potential. As originally predicted by Smith and O’Neil [28, 29] in the context of electron plasmas [30–32], the equilibria of this system are expected to undergo a symmetry breaking transition that arises due to a competition between two conserved quantities, namely energy and angular momentum. Above a critical energy the equilibria shift off-axis such that they no longer share the symmetry of the container [Fig. 1(iii)]. Notably, the off-axis phase occurs at negative absolute temperature and possesses a negative heat capacity, and thus demonstrates a breaking of equivalence between the canonical and microcanonical ensemble [28]. Furthermore, in contrast to previously considered neutral vortex gas systems, the chiral system exhibits nonuniform equilibria in both the positive and negative temperature regions of the phase diagram [see Fig. 1(i-iii)], and is less prone to losses from vortex annihilation, facilitating a comparison between experiment and theory over the full equilibrium phase diagram of the vortex gas.

Using controllable optical potentials to stir the superfluid, we are able to initialize vortex distributions of $N \sim 10 - 16$ vortices with essentially arbitrary initial values of energy and angular momentum. We find that, despite some residual dissipation, the high energy states of the vortex gas live long enough to reach equilibrium. We observe both axisymmetric, positive temperature states, and non-axisymmetric negative temperature states, as predicted by the statistical mechanics of the vortex gas [28]. We further find that by initializing the vortices in a non-equilibrium bimodal distribution [Fig. 1(iv)], relaxation to an off-axis equilibrium is achieved within experimental timescales, and the dynamics is well-described by a point-vortex model supplemented by weak dissipation and Brownian motion. The observed vortex distributions are found to be in excellent agreement with the predictions of the microcanonical ensemble. Our results demonstrate the first observation of the chiral vortex gas equilibria in a quantum fluid, and with wide control over the initial vortex distribution, energy and angular momentum, enable studies of the full phase diagram of vortex matter.

II. Chiral Vortex Gas in a Disk

We consider a two-dimensional fluid containing a chiral vortex gas of N point vortices with quantized circulations $\Gamma = +h/m$, where h is Planck’s constant and m is the mass of a fluid particle. The fluid is assumed to be incompressible and inviscid, with a uniform (areal) density ρ_0 , and is confined to a disk of radius R . In addition to the vortex number N , the kinetic energy and angular momentum of the fluid are conserved. In terms of the vortex positions \mathbf{r}_j , the Hamiltonian is [28, 33]

$$H = - \sum_{j \neq k} \ln |\mathbf{r}_i - \mathbf{r}_j| + \sum_{j,k} \ln |r_j(\mathbf{r}_j - \bar{\mathbf{r}}_k)|. \quad (1)$$

Here H is expressed in units of the energy $E_0 = \rho_0 \Gamma^2 / 4\pi$. The first term describes the Coulomb-like interaction between vortices, while second term describes the interaction between vortices and image vortices, which have circulation $-\Gamma$ and are located outside the disk at position $\bar{\mathbf{r}}_j = R^2 \mathbf{r}_j / r_j^2$ where $r_j = |\mathbf{r}_j|$. The fictitious image vortices enforce the condition that the fluid may not flow through the boundary, i.e., $\mathbf{u} \cdot \hat{\mathbf{r}}|_{r=R} = 0$, where $\mathbf{u}(\mathbf{r})$ is the velocity field and $\hat{\mathbf{r}}$ is the radial unit vector. Note the value of R merely adds a constant shift, and we may therefore set $R = 1$ without loss of generality. The vortex dynamics governed by H are given by

$$\dot{x}_j = \partial H / \partial y_j, \quad \dot{y}_j = -\partial H / \partial x_j, \quad (2)$$

from which it can be seen that the x and y coordinates of the vortices are canonically conjugate variables. The phase space, which is thus equivalent to physical space, is bounded by the containing geometry, hence allowing for negative absolute temperatures [22]. The angular momentum is $L = \rho_0 \int d^2 \mathbf{r} \, \mathbf{r} \times \mathbf{u}(\mathbf{r}) = \frac{1}{2} \rho_0 \Gamma R^2 (N - M)$, where

$$M = \sum_j |\mathbf{r}_j|^2. \quad (3)$$

The angular momentum hence constrains the mean-square radius of the vortex distribution [34]. The transition from on-axis to off-axis equilibria is often characterised by the dipole moment

$$D = N^{-1} \sum_j \mathbf{r}_j, \quad (4)$$

which serves as a global “order parameter” for the transition [28], see Fig. 1 and Sec. V.

III. Experiment

The vortex gas system may be realized in an oblate atomic Bose-Einstein condensate which is near zero temperature and trapped by a hard-walled confining potential, as outlined in Appendix A. The experimental system consists of $\sim 2 \times 10^6$ ^{87}Rb atoms confined in a gravity-compensated optical potential. The potential results from the combination of an oblate red-detuned optical trap (harmonic trapping frequencies $\{\omega_x, \omega_y, \omega_z\} \sim 2\pi \times \{1.8, 1.6, 108\}$ Hz), with the blue-detuned optical potential produced from direct imaging of a digital micro-mirror device (DMD), of depth $\sim 5\mu$ [17, 35], where μ is the chemical

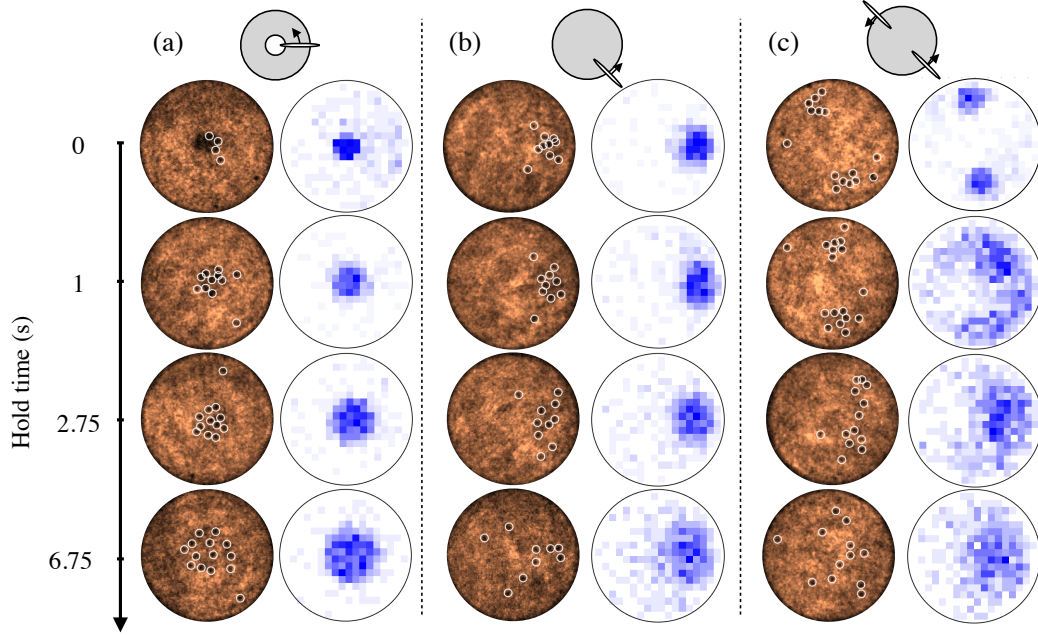


FIG. 2. Snapshots of the three different stirring experiments with increasing hold time following vortex cluster injection. (a) ‘Center pin’ case, (b) ‘single paddle’ case, and (c) ‘double paddle’ case. Images on the left show example time-of-flight expansion images with the detected vortices indicated by open white circles. Histograms on the right show vortex position data collected over ~ 40 experimental runs, with positions rotated such that the dipole moment aligns with the positive x -axis, with the exception of the top panel of the double paddle data in (c).

potential. The DMD projection provides nearly hard-walled circular confinement, here configured to produce a disk-shaped trap. The result is a nearly uniform condensate with a horizontal radius of $50\ \mu\text{m}$, vertical Thomas-Fermi radius of $6\ \mu\text{m}$, healing length of approximately $\xi \sim 500\ \text{nm}$ [17], and condensate fraction of $\sim 80\%$. Neglecting the residual harmonic confinement from the red-detuned trap, the radial potential is of the form $V(r) \propto (r/R_0)^\alpha$, for $r \leq R_0 = 50\ \mu\text{m}$; numerically estimating the projection resolution of $\sim 650\ \text{nm}$ full-width-half-maximum [35] results in a steep-walled trap with $\alpha \sim 30$.

The stirring procedure adapts the methods of Ref. [17] where the DMD is used to produce paddle-shaped potentials that sweep through the BEC. A detailed description of the experimental procedure can be found in Appendix B. Images are captured utilizing darkground Faraday imaging [36] after a short 3 ms time of flight that expands the vortex cores to improve visibility. The vortex positions are determined from images of the condensate density using a blob detection algorithm [37].

A. Stirring Protocols

Our experiment consists of three different stirring protocols, which produce initial vortex distributions in different regions of the energy-angular momentum parameter space, followed by a long period of free evolution to allow for vortex thermalization. Hold times of up to 6.75 s were used; this ensured atom number losses did not significantly affect the vortex dynamics. The hold time corresponds to ~ 34 times the initial vortex cluster turn-over time of $\sim 0.2\ \text{s}$, whereas the $1/e$ lifetime of the condensate atom number was $\sim 21\ \text{s}$.

Figure 2 summarizes the three stirring protocols considered, showing individual examples of the condensate density at dif-

ferent times and the vortex histograms accumulated over ~ 40 independent samples at each time step. Numerical simulations of the stirring protocols within the Gross-Pitaevskii equation demonstrate that all vortices produced by the stirring procedure are of the same circulation (see Appendix B and Supplemental Material), confirming that, at the level of the point vortex approximation, the system may be entirely characterized by the vortex positions and does not require vortex sign detection [18, 38].

The first protocol, shown in Fig. 2(a), is designed to produce a state within the on-axis phase [cf. Fig. 1(i)]. Here we combine a central pinning barrier with an elliptical stirring paddle. The paddle is first swept circularly around the condensate, then ramped off, producing a persistent current. The central barrier is then ramped down, resulting in a tight cluster of vortices located at the center of the condensate. This ‘center pin’ scheme produces an initial state of very high energy and low angular momentum (i.e., large H and small M). We find that the cluster initially expands quite rapidly due to thermal dissipation, see also [39] where this expansion is analyzed in more detail. However, this expansion slows with time, and it is seen that the cluster remains on axis for the duration of the experiment. This experimental protocol also provides a control test for the off-axis states, ensuring that any off-axis states emerging in our experiment are not merely due to residual density gradients (such as a linear tilt) affecting the dynamics [see Eq. (A5)].

Similarly, the second protocol, shown in Fig. 2(b), is designed to produce a state within the off-axis phase [Fig. 1(iii)]. In this ‘single-paddle’ scheme, a single cluster of same-sign vortices is injected off-axis by sweeping a paddle through the edge of the condensate. Here the cluster is similarly observed to slowly expand, yet remains off axis for the entire duration of the experiment.

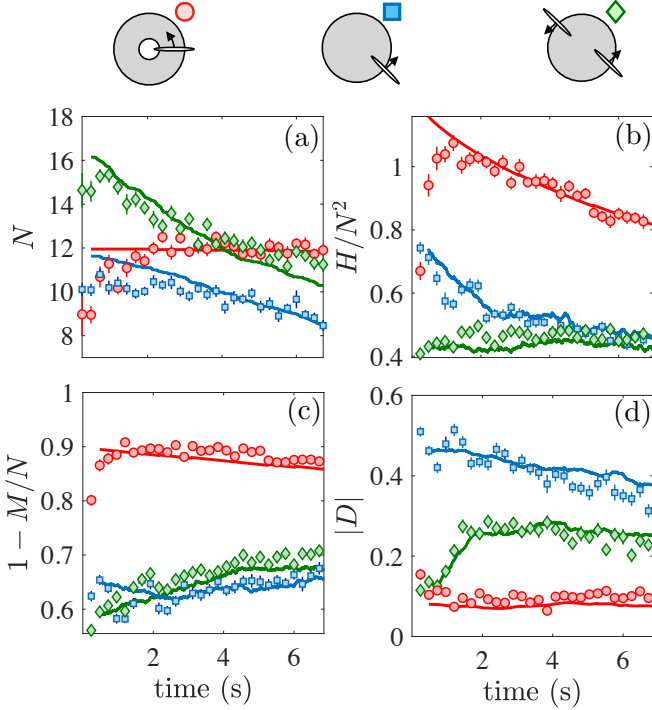


FIG. 3. Evolution of the macroscopic properties of the vortex gas following injection. The markers show experimental measurements of (a) the vortex number N , (b) energy H/N^2 , (c) angular momentum $1 - M/N$, and (d) dipole moment $|D|$, as functions of time, for the three different experimental protocols investigated. The ‘center pin’, ‘single paddle’, and ‘double paddle’ data are indicated by red circles, blue squares, and green diamonds, respectively. The solid lines show stochastic point vortex model predictions [Eq. (5)], using the experimental data as inputs for the initial conditions (see text).

Our third stirring protocol is designed to produce an initial state that is low entropy and highly non-equilibrium [cf. Fig. 1(iv)], providing a more stringent test of vortex thermalization. Here we use a ‘double-paddle’ scheme, whereby two paddles are swept through the condensate in opposite directions [Fig. 2(c)], injecting two smaller, same-sign clusters of vortices at opposite sides of the condensate. Under time evolution the clusters are observed to merge into a single off-axis cluster, consistent with maximum entropy prediction for an off-axis state at negative temperature (see Fig. 1).

Corroborating evidence for vortex equilibrium is demonstrated in Fig. 3(a)–(c), where we show time evolution of the nominally-conserved quantities vortex number N , energy H/N^2 , and angular momentum $1 - M/N \propto L/N$ (the explicit dependence of H and M on N is scaled out by the normalization). While thermal and compressibility effects cause some decay of these quantities, the decrease is only $\sim 25\%$ over the duration of the experiment. Further, over the second half of the experiment ($t > 3.75$ s), their variation is only $\sim 5\text{--}10\%$ of the time-averaged mean values over the same period. This suggests the vortex distributions may be reasonably compared with the microcanonical ensemble of the point vortex model at fixed N , M and H . Further evidence for equilibrium is provided by the dipole moment $|D|$ (Eq. 4), shown in Fig. 3(d). In the double paddle experiment, $|D|$ is initially small due to the symmetric cluster injection, but jumps suddenly to $|D| \sim 0.3$ at $t \sim 1$ s

– 2 s as the clusters merge into a single off-axis cluster. By contrast, in the center-pin experiment $|D| \sim 0.1$ throughout the evolution, consistent with the $\sim 1/\sqrt{N}$ noise floor of $|D| = 0$ for the on-axis phase at finite N [28, 40]. The single-paddle experiment is clearly well within the symmetry broken phase, with a large dipole moment throughout the evolution.

IV. Stochastic Point Vortex Model

We find that the dynamical evolution of the quantities shown in Fig. 3(a)–(d) can be reproduced by a simple point-vortex model supplemented by thermal friction and phenomenological Brownian motion. We model the dynamics as

$$d\mathbf{r}_j = [\mathbf{v}_j - \gamma \hat{\mathbf{z}} \times \mathbf{v}_j] dt + \sqrt{2\eta} d\mathbf{W}_j, \quad (5)$$

where γ is the mutual friction coefficient, and η is the vortex diffusion rate. The noises $d\mathbf{W}_j = (dW_j^x, dW_j^y)$ are independent complex Gaussian random variables with $\langle dW_j^\alpha(t) dW_k^\beta(t) \rangle = \delta_{jk} \delta_{\alpha\beta} dt$, and where all other correlations vanish. The vortex velocities \mathbf{v}_j are given by the Hamiltonian evolution \dot{x}_j and \dot{y}_j as expressed in Eq. (2). Vortex annihilation at the boundary is included by removing vortices within distance ξ of the boundary. Note that the mutual friction term involving γ may be rigorously derived [41] from the damped Gross-Pitaevskii equation familiar from c -field methods [42–45], where γ describes the damping rate of the condensate due to Bose-enhanced collisions with a stationary thermal cloud [46].

The solid lines in Fig. 3 are the results obtained from numerically simulating Eq. (5). The experimentally measured vortex positions at $t = 0.25$ s were used as the initial conditions, and we averaged over all ~ 40 experimental runs for each stirring protocol. A small number of additional vortices were added at random locations in each trajectory to account for undercounting at early times; the undercounting is most evident for the center pin case [Fig. 3(a), circles], where the vortices are initially so densely packed that they cannot be individually resolved [cf. Fig. 2(a) and Fig 6] and the detected vortex number hence gradually increases until $t \sim 2$ s [47]. The model yields good quantitative agreement with the experimental observations for all three of the stirring protocols. In Fig. 3 the magnitude of the mutual friction coefficient is identical for all three cases, $\gamma = 2 \times 10^{-3}$. Curiously however, the on-axis (center pin) and off-axis (single and double paddle) scenarios required different values of noise to capture the trends in the data. The center pin case can be described purely by mutual friction, with $\eta = 0$, whereas the off-axis cases require diffusion, with $\eta = 3.5 \times 10^{-2}$. The noise was found to be crucial to reproducing the trends of the experimental data for the off-axis states; in particular, mutual friction alone yielded essentially no decay of the dipole moment (at least for reasonable values of γ), and also could not reproduce the slight increase in the angular momentum per vortex observed in Fig 3. While we have added the Brownian motion term as a phenomenological parameter, we note that thermally driven density and phase fluctuations of the condensate, which are neglected within a pure point vortex treatment, will contribute to the vortex dynamics [see Eq. (A5)].

The results shown in Fig. 3 demonstrate that our experiment






Solution	A: Rankine	B: Gaussian	C: Riccati	D: Off-Axis	E: Supercondensate
Density					
$\hat{\beta}$	$+\infty$	0^\pm	$f(\hat{\beta}) = \mathcal{M}$	—	-2
$\hat{\omega}$	$(2\mathcal{M})^{-1}$	$\pm\infty$	0	1	$(1 - \mathcal{M})^{-1}$
\mathcal{H}	$\frac{1}{4} - \frac{1}{2} \log(2\mathcal{M})$	$g(\hat{\beta}\hat{\omega})$	$-\frac{2}{\hat{\beta}^2} \left[\ln(1 + \frac{\hat{\beta}}{2}) - \frac{\hat{\beta}}{2} \right]$	—	$+\infty$
$n(\mathbf{r})/n_0$	$\Theta(\sqrt{2\mathcal{M}} - r)$	$e^{-\hat{\beta}\hat{\omega}r^2}$	$(1 - \pi\hat{\beta}n_0r^2/2)^{-2}$	—	$\delta^{(2)}(\mathbf{r} - \mathcal{D})$

TABLE I. Summary of analytical, maximum entropy solutions to Eq. (9) at fixed \mathcal{M} as obtained by Smith and O’Neil [28]. The points corresponding to the solutions **A**–**E** are also labeled in Fig. 1. **A:** Uniform (Rankine) distribution. **B:** Gaussian. As $\hat{\beta} \rightarrow 0$, $\hat{\beta}\hat{\omega}$ remains finite, and is determined by the transcendental equation $\mathcal{M} = (1 - e^{\hat{\beta}\hat{\omega}})^{-1} + (\hat{\beta}\hat{\omega})^{-1}$. The energy is $g(\alpha) = \frac{1}{8}e^\alpha \text{csch}^2(\frac{\alpha}{2})(\gamma + \text{Ei}(-2\alpha) - 2\text{Ei}(-\alpha) + \ln(\alpha/2))$ where γ is Euler’s constant and $\text{Ei}(x)$ is the exponential integral function. **C:** Riccati. At $\hat{\omega} = 0$, Eq. (9) reduces to a Riccati equation with an exact solution. Here $f(\hat{\beta}) = (1 + \frac{2}{\hat{\beta}})[1 - \frac{2}{\hat{\beta}} \ln(1 + \frac{\hat{\beta}}{2})]$. **D:** Off-axis, marks the bifurcation point where $\hat{\omega}(\mathcal{H}_c, \mathcal{M}) = 1$. At higher energies the on-axis states are no longer stable. **E:** Supercondensate, where the density distribution collapses to a point. Fields left blank cannot be expressed in closed form or as a transcendental equation, and must be evaluated numerically. $\Theta(r)$: Heaviside step function; $\delta(\mathbf{r})$: Dirac delta function. The schematic density profiles show a slice along the x -axis, assuming the dipole moment points along $+\hat{x}$.

can be well described by a point vortex model, supplemented by weak dissipation sources; the vortex number, energy and angular momentum are approximately constant at late times. This result, combined with our observations of the vortex distributions in Fig. 2, suggests that it is appropriate to describe the steady-state behavior of the system in terms of a chiral point vortex gas within the microcanonical ensemble [Fig. 1]. We do this in the following sections.

V. Statistical Mechanics of a Vortex Gas

A. Mean-Field Theory

The vortex gas forms an almost isolated subsystem of the BEC. The equilibrium states are hence determined by the maximum entropy states of the microcanonical ensemble

$$\delta S - \beta(\delta H - \omega \delta M) = 0, \quad (6)$$

where S is the entropy, $\beta = (\partial S / \partial H)|_M$ is the inverse temperature and $\beta\omega = (\partial S / \partial M)|_H$ is a thermodynamic potential for the angular momentum. The quantity ω is a rotation frequency [48].

We consider a continuum, mean-field treatment [26, 28, 40, 49, 50] valid for sufficiently large N . Here one replaces the point-vortex distribution with a coarse grained field $\sum_i \delta(\mathbf{r} - \mathbf{r}_i)/N \rightarrow n(\mathbf{r})$, with normalization $\int d^2\mathbf{r} n(\mathbf{r}) = 1$; the entropy is given by

$$S[n(\mathbf{r})] = - \int d^2\mathbf{r} n(\mathbf{r}) \ln n(\mathbf{r}). \quad (7)$$

The energy and angular momentum are rescaled to remove explicit dependence on N via $\mathcal{H} \equiv H/N^2$, $\mathcal{M} \equiv M/N$, and their rescaled conjugate variables are the inverse temperature $\hat{\beta} \equiv \beta E_0 N$ and rotation frequency $\hat{\omega} \equiv \omega R^2 / (E_0 N)$. In terms of $n(\mathbf{r})$,

$$\mathcal{H} = \frac{1}{2} \int d^2\mathbf{r} n(\mathbf{r}) \phi(\mathbf{r}); \quad \mathcal{M} = \int d^2\mathbf{r} r^2 n(\mathbf{r}), \quad (8)$$

where $\phi(\mathbf{r})$ is the stream function that satisfies the Poisson equation $\nabla^2 \phi(\mathbf{r}) = -4\pi n(\mathbf{r})$. The equilibrium vortex distributions maximize \mathcal{S} subject to the constraints of fixed energy and angular momentum and can be shown to satisfy the Poisson-Boltzmann equation

$$n(\mathbf{r}) = n_0 \exp\{-\hat{\beta}[\phi(\mathbf{r}) + \hat{\omega}r^2]\}, \quad (9)$$

where the density prefactor n_0 is determined by the normalization.

The theory of the chiral vortex gas in a disk geometry was laid out in the seminal work of Smith and O’Neil [28]. Smith and O’Neil showed that the system exhibits a symmetry breaking at high energy due to a competition between the energy, which requires vortices to be in close proximity and far from the container walls [Eq. (1)], and the angular momentum, which fixes the mean square radius [Eq. (3)]. At low energy, equilibria share the underlying rotational symmetry of the container, whereas the high energy equilibria are non-axisymmetric states which break this symmetry. An overview of the system is shown in Fig. 1, where we show results from numerically solving Eq. (9) at a typical angular momentum $\mathcal{M} = 0.34$ (details of the numerical solution method are outlined in Appendix C.)

Smith and O’Neil also obtained analytical solutions to Eq. (9) for a few special cases; these solutions provide useful reference points to compare against our experiment, and are hence summarized in Table I. We have also labeled these solutions as points **A**–**E** in Fig. 1. For all energies below point **D** the equilibria are axisymmetric, and depend only on the radial variable r . For a given \mathcal{M} , the lowest energy solution **A** is a uniform (Rankine) vortex that extends to radius $r = \sqrt{2\mathcal{M}}$, rotating rigidly at frequency $\hat{\omega}_R = (2\mathcal{M})^{-1}$. Increasing the energy rounds out the edge of the density profile until **B**, where $\hat{\beta} \rightarrow 0^\pm$ and $\hat{\omega} \rightarrow \pm\infty$, in such a way that $\hat{\beta}\hat{\omega}$ remains finite and the density becomes Gaussian $n(r) = n_0 e^{-\hat{\beta}\hat{\omega}r^2}$. At energies higher than point **B**, $\hat{\beta}$ and $\hat{\omega}$ become negative, but the solutions remain axisymmetric; the solution becomes more strongly peaked at the origin to increase the energy, while developing longer tails to satisfy the angular momentum constraint. At **C**, where $\hat{\omega} = 0$, Eq. (9) reduces to a Riccati equation with

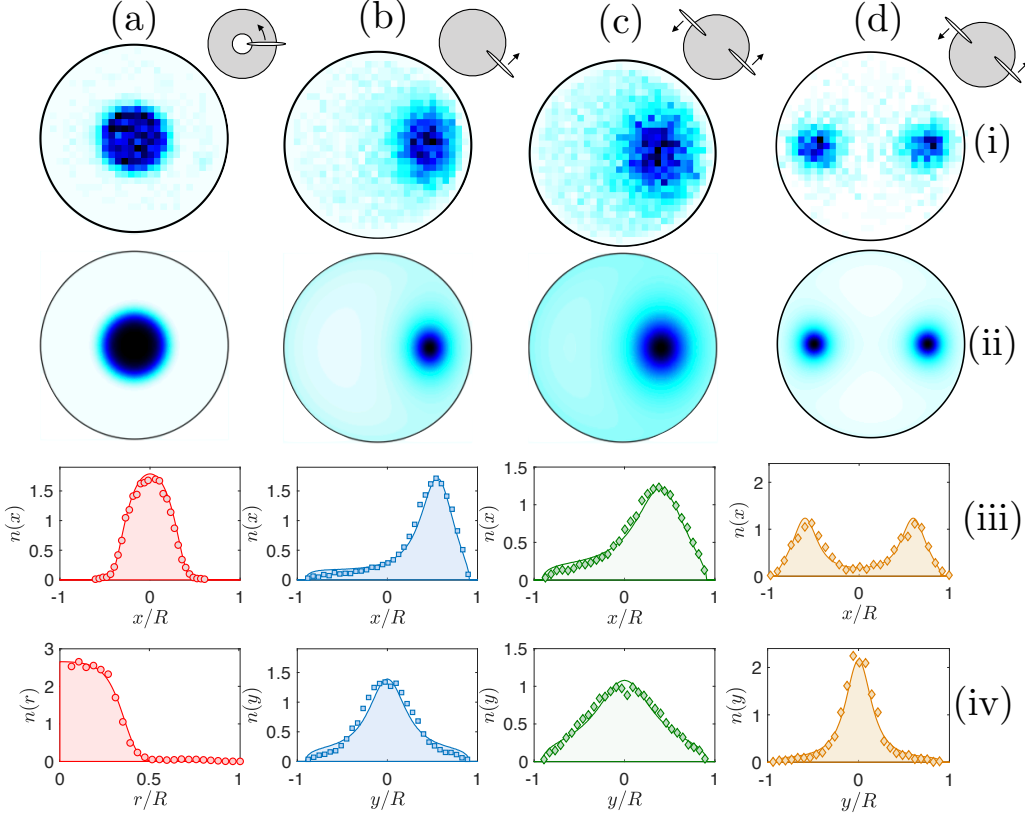


FIG. 4. Comparison of experimental vortex distributions with solutions of the Poisson-Boltzmann equation, for (a) centre pin, (b) single paddle, (c) double paddle (late times) and (d) double paddle (early times). Top row (i): Experimental vortex density distributions. Second row (ii): Best fit distribution vortex distributions obtained from solving Eq. (9) with H and M as fitting parameters. For clarity, the distributions for the off-axis and bimodal phases have been oriented along the x -axis. Third and fourth rows (iii, iv): Integrated 1D density profiles $n(x) = \int dy n(x, y)$ and $n(y) = \int dx n(x, y)$, comparing experimental results (markers) with the mean-field solutions (shaded curves). For the on-axis (center pin) state we show the radial distribution, $n(r) = \int d\phi n(\mathbf{r})$, instead of $n(y)$ which is practically indistinguishable from $n(x)$.

the exact solution shown in Table I, with vortex distribution $n(r) = n_0/(1 - \pi\hat{\beta}n_0r^2/2)^2$. The onset of the off-axis phase occurs at the bifurcation point **D**, where $\hat{\omega}(\mathcal{M}, \mathcal{H}_c) = 1$. For energies above \mathcal{H}_c the on-axis states are no longer stable; the off-axis states have the highest entropy and are hence the relevant solutions for thermal equilibrium (see Fig. 1). The growth of the macroscopic dipole moment

$$\mathcal{D} = \int d^2\mathbf{r} \, \mathbf{r} n(\mathbf{r}), \quad (10)$$

marks the transition to the off-axis phase. It can be rigorously treated within perturbation theory near the bifurcation point, and can be shown to grow as $|\mathcal{D}| \sim |\mathcal{H} - \mathcal{H}_c|^{1/2}$ for $\mathcal{H} \gtrsim \mathcal{H}_c$, as demonstrated by the fit to the numerical data in Fig. 1. Finally, **E** marks the so-called “supercondensation” limit $\mathcal{H} \rightarrow \infty$ [51], where the density distribution collapses to a point. Here $\hat{\beta}$ tends to a universal value which is independent of the container geometry, $\hat{\beta}_s = -2$ and $\hat{\omega}$ approaches $\hat{\omega}_s = (1 - \mathcal{M})^{-1}$, which corresponds to the orbit frequency of a single point vortex located off axis at $|\mathcal{D}_s| = \sqrt{\mathcal{M}}$.

B. Comparison with Experiment

We now compare our experimental results with the maximum entropy theory. The results of Secs. III and IV confirm that our system is well described by a simple point vortex model, and that the dissipative losses are sufficiently weak at late times that we may reasonably compare with the theoretical predictions of the microcanonical ensemble. To compare the data with theory, we average the experimental data over samples for $t \gtrsim 3.25$ to obtain average vortex density histograms for $n(\mathbf{r})$, as shown in the top row of Fig. 4. We also define the column-integrated vortex densities $n(x) = \int dy n(x, y)$ and $n(y) = \int dx n(x, y)$, which are used to obtain best-fit distributions by treating \mathcal{H} and \mathcal{M} as fitting parameters.

The best-fit vortex density distributions are compared against the experimental data in Fig. 4. The solutions of the mean-field theory Eq. (9) match the experimental data remarkably well even though the number of vortices is only $N \sim 12$ in the experiment. We find that the center pin procedure produces an on-axis vortex distribution which clearly exhibits a flat-top shape with slight rounding at $r/R \approx 0.3$, seen in the 2D distribution $n(\mathbf{r})$ [Fig. 4(a,i)] and the radial density $n(r)$ [Fig. 4(a,iv)]. Similarly, the column-integrated density $n(x)$ exhibits a nearly inverse-parabolic profile [Fig. 4(a,iii)], as expected for the column integration of a constant density. Consis-

tent with these observations, for this state we find $\hat{\beta} = +10.348$ and $\hat{\omega} = +8.043$, indicating this state is near minimum energy Rankine state (A), for which $\hat{\beta} \rightarrow \infty$ and $\hat{\omega} = 1/2\mathcal{M} \approx 6.66$ for the best-fit value of angular momentum momentum $\mathcal{M} = 0.071$ [cf. Table I]. The single-paddle stir [Fig. 4(b,i-iv)] produces a concentrated cluster centered near $r/R \sim 0.5$, with $\hat{\beta} = -3.062$ and $\hat{\omega} = +1.117$ indicating that the system is at negative temperature and is well within the symmetry broken phase [i.e., $1 < \hat{\omega} < (1 - \mathcal{M})^{-1}$, cf. Table I]. The double paddle case [Fig. 4(c,i-iv)] also exhibits an off-axis state, but the cloud is more diffuse and peaked closer to the origin at $r/R \sim 0.3$. For this state we find $\hat{\beta} = -3.093$ and $\hat{\omega} = +1.052$ indicating that this state, while also at negative temperature and in the symmetry-broken phase, is closer to the transition boundary $\hat{\omega} = 1$.

An advantage of the mean-field approach is that we can also search for solutions to the Poisson-Boltzmann equation even though they do *not* correspond to the global entropy maximum, but rather are local maxima or saddle points [28]. Motivated by the linearized analysis of Chavanis and Sommeria [52], we traced out an additional branch of solutions corresponding to a bimodal vorticity distribution as shown in Fig. 1(iv). This branch appears to exist only at high energies where the specific heat capacities are negative. In Fig. 4(d,i-iv) we compare the experimental data at early times ($t < 1$ s) for the double paddle case against the bimodal vorticity distribution shown in Fig. 1. We find that the initial data can be well described by the bimodal branch; our forcing protocol essentially excites the initial flow into this state. However, as indicated in Fig. 1, this state is unstable; for the best-fit values $\mathcal{M} = 0.45$ and $\mathcal{H} = 0.4$ we find the entropy is $S = 0.574$. Upon relaxing to the single cluster distribution presented in Fig. 4(c) the best fit values are $\mathcal{M} = 0.417$ and $\mathcal{H} = 0.4$ and the corresponding entropy is $S = 0.9282$. This demonstrates that the entropy exhibits a marked increase even though both the angular momentum and energy remain essentially constant.

We summarize our best-fit equilibrium results [Fig. 4(a-c)] within the phase diagram diagram of the vortex gas [28], as shown in Fig. 5. It can indeed be seen that the center pin case is close to the minimum allowed energy of the Rankine solution for its value of angular momentum. The single paddle case is deep within the off-axis phase, while the double paddle experiment is also in the off-axis phase but closer to the transition boundary.

VI. Conclusions and Outlook

We have experimentally studied equilibrium and nonequilibrium states of a chiral vortex gas confined within a disk-shaped atomic Bose-Einstein condensate. We have demonstrated that the dynamics of the quantum vortices are quantitatively described by point vortex dynamics supplemented by thermal friction and (phenomenological) Brownian motion. The steady-state distributions have been shown to be in quantitative agreement with the predictions of the microcanonical ensemble, at both positive and negative temperatures.

We have found that the mean-field predictions describe our system remarkably well, despite the system containing only $N \sim 12$ vortices, suggesting beyond mean-field corrections

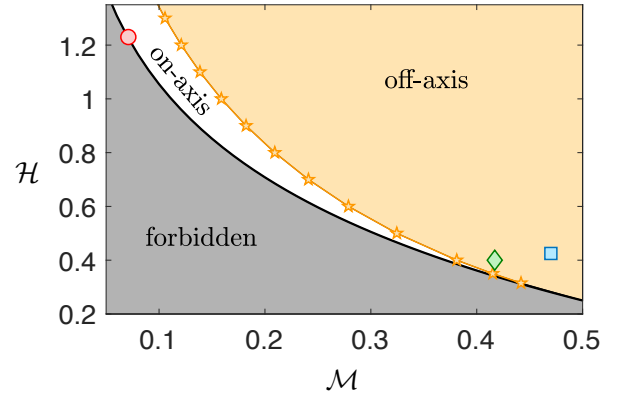


FIG. 5. Equilibrium phase diagram of the chiral vortex gas in the \mathcal{H} - \mathcal{M} plane. Phase boundaries show the minimum allowed energy of the Rankine state (A) $\mathcal{H} = \frac{1}{4} - \frac{1}{2} \log(2\mathcal{M})$, and the critical line for the off axis state (D) where $\hat{\omega}(\mathcal{H}, \mathcal{M}) = 1$ (see Table I), with stars showing the solutions of Eq. (9) under this constraint. Markers show the best-fit values for the different stirring experiments shown in Fig. 4. Red circle: center pin, blue square: single paddle, green diamond: double paddle.

may be negligible in much of the vortex gas phase diagram. While this might seem surprising in a low dimensional system, we note that the long range interactions mean that the vortices effectively have many nearest neighbors, validating the use of a mean-field approach. Refs. [28, 40] utilized microcanonical Monte Carlo simulations to determine the affects of finite N , and such approaches are relevant to this system. A detailed presentation of Monte Carlo results and comparison with the mean-field results will be reported elsewhere [53]. Note however the mean field description cannot describe physics at the scales of the intervortex distance. This can become important, for example, at low energies, where the vortex distribution approaches the Rankine vortex [A, Table I]. Recently Bogatskiy and Weigmann [54] have shown the Rankine vortex is expected to exhibit quantum Hall analogue physics, including density oscillations on scales comparable to the inter vortex distance, and quantized edge solitons. Our results of the center-pin stirring protocol shown in Fig. 4 (also Ref [39]), show that the system is nearing the Rankine vortex regime, suggesting such physics is within reach experimentally.

Our results present atomic gases as complementary to existing platforms for the fundamental study of two-dimensional turbulence. The mean-field Poisson-Boltzmann equation, although originally developed for classical fluids, cannot be straightforwardly applied to the continuous vorticity distributions of classical fluids as it is derived from the point-vortex approximation [55–57]. This is because the point vortex approximation does not respect the conservation of other important quantities such as the peak vorticity preserved by the Euler equation [58, 59]. By contrast, in our system the point vortex approximation is an excellent description; for larger N and lower dissipation, the Poisson-Boltzmann equation could in principle be applied with no fitted parameters. Another complementary aspect of our system is control over dimensionality; in two-dimensional classical fluid flows it is often difficult to determine the influence of the third dimension [60]. While our particular system is quasi-2D, we note that quantum systems

permit the complete freezing out of the third dimension to the zero-point motion [61].

Interestingly, although equilibrium theories have proved to be successful in a few cases for classical systems [32, 62, 63], they also fail in many situations. Some examples explicitly avoid assuming global entropy maximization [64], while others require abandoning entropy altogether [27, 30, 65–67]. It seems that classical two-dimensional turbulent systems often do not exhibit sufficiently vigorous (ergodic) mixing to justify the search for global equilibrium states [59]. As Hamiltonian systems with long-range interactions are known to exhibit divergent thermalization times in the large-particle limit [67, 68], it would be interesting to experimentally probe systems with a larger number of vortices N to test whether superfluids suffer the same issue. Here more complex routes to equilibrium (involving many cluster mergers) could be tested, to determine whether local entropy maxima such as vortex crystals [69–71] emerge in superfluid systems.

Future work on vortex matter may also provide new insights into the role of vortex mass in quantum fluids. Theoretical mass estimates range from 0 to ∞ [72], while others have argued the corrections do not affect the dynamics or are undefined [73, 74]. Crucially, note that the absence of vortex mass in Eq. (1) is the property that results in the bounded phase space [22] and hence the existence of negative temperature states. For large enough mass, the mass-dependent cyclotron-like motion [30, 75, 76] would alter the equilibrium profiles and eventually destroy the negative temperature states [28]; our observations in agreement with massless vortices suggests that vortex mass corrections are likely to be small.

The continued study of vortex matter will also benefit the growing interest in technological applications of atomtronic devices [19, 77, 78], and renewed interest in nanomechanical resonators with superfluid helium [20, 21, 79–81]. These experiments suggest an enhanced understanding of superfluid turbulence will be required. Equilibrium theories of vortex matter may prove a useful tool in predicting the end-states of turbulence in such applications provided fluid flows are sufficiently two dimensional — particularly in helium where vortices cannot be directly imaged. As some systems are known to exhibit effective equilibria under steady driving and loss [82], it would be interesting to consider the possibility of emergent equilibria in driven superfluid systems, such as the superfluid helium Helmholtz resonator recently studied in [21].

Acknowledgements

We thank E. Kozik, N. Proukakis, and T. Simula for useful discussions. MTR and TWN thank the Institute for Nuclear Theory (INT) at the University of Washington for its kind hospitality and stimulating research environment at the INT-19-1a workshop, during which some of this research was undertaken. This research was supported in part by the INT's U.S. Department of Energy grant No. DE-FG02-00ER41132. Funding was provided by the ARC Centre of Excellence for Engineered Quantum Systems (project number CE1101013), and ARC Discovery Projects grant DP160102085. This research was also partially supported by the Australian Research Council Centre of Excellence in Future Low-Energy Electron-

ics Technologies (project number CE170100039) and funded by the Australian Government. G.G. acknowledges the support of an Australian Government Research and Training Program Scholarship. X.Y. acknowledges the support from NSAF through grant number U1930403. T.W.N. acknowledges the support of an Australian Research Council Future Fellowship FT190100306. Computing support was provided by the Getafix cluster at the University of Queensland.

APPENDICES

A. Quantum Vortex Gas in a BEC

Near zero temperature, an atomic BEC is well-described by the Gross-Pitaevskii equation (GPE) for the condensate wave function $\Psi(\mathbf{r}, t)$

$$i\hbar \frac{\partial \Psi}{\partial t} = \left(-\frac{\hbar^2 \nabla^2}{2m} + V + g|\Psi|^2 - \mu \right) \Psi, \quad (\text{A1})$$

where $\Psi = \Psi(\mathbf{r}, t)$, $V(\mathbf{r}, t)$ is the external potential, $g = 4\pi\hbar^2 a_s/m$ describes atomic interactions for an s-wave scattering length a_s and atomic mass m , and μ is the chemical potential.

Under the Madelung transformation $\Psi(\mathbf{r}, t) = \sqrt{\rho(\mathbf{r}, t)/m} e^{i\theta(\mathbf{r}, t)}$, where $\rho(\mathbf{r}, t)$ is the superfluid mass density and $\theta(\mathbf{r}, t)$ is the condensate phase, the GPE can be recast into a hydrodynamic form describing the evolution of ρ and the velocity field $\mathbf{u}(\mathbf{r}, t) = \hbar \nabla \theta / m$

$$\partial_t \rho + \nabla \cdot (\rho \mathbf{u}) = 0, \quad (\text{A2})$$

$$\rho(\partial_t \mathbf{u} + \mathbf{u} \cdot \nabla \mathbf{u}) = -\nabla p + \nabla \cdot \Sigma + \mathbf{f}. \quad (\text{A3})$$

Here $p(\mathbf{r}, t) = g\rho^2/2m^2$ is the pressure field, $\mathbf{f}(\mathbf{r}, t) = -(\rho/m)\nabla V$ embodies external forces and $\Sigma(\mathbf{r}, t)$ is the quantum stress tensor, whose components are given by $\Sigma_{ij} = (\hbar^2/2m)^2 \rho \partial_i \partial_j \ln \rho$. When the quantum stress is negligible, the quantum fluid thus behaves as a classical, barotropic and ideal fluid.

In the absence of an external potential ($V = 0$) Eq. (A1) supports stable, straight-line vortex solutions of the form

$$\Psi_\kappa(\mathbf{r}) = \left(\frac{\rho_0}{m} \right)^{1/2} \chi(r) e^{i\kappa\varphi} \quad (\text{A4})$$

where φ is the azimuthal coordinate, and $\kappa = \pm 1$ is the vortex charge (higher quanta are unstable), and ρ_0 is the background density in the far-field. The vortex core envelope is well approximated by the ansatz $\chi(r) = r/\sqrt{r^2 + \xi^2/\Lambda^2}$, where r is the radial distance in polar coordinates, $\Lambda \sim 1$ [83] and $\xi = \hbar/\sqrt{\rho_0 g}$ is the healing length. The velocity and vorticity fields generated by Eq. (A4) are $\mathbf{u} = (u_r, u_\phi, u_z) = (0, \Gamma/2\pi r, 0)$, and $\nabla \times \mathbf{u} = \Gamma \delta^{(2)}(\mathbf{r}) \hat{\mathbf{z}}$, precisely that of a point vortex of quantized circulation $\Gamma = h/m$.

Starting from Eq. (A1), it is possible to derive an exact equation of motion for the vortices in terms of local density and phase gradients of the condensate wave function at the vortex locations. For straight line vortices aligned parallel to the $\hat{\mathbf{z}}$ direction, the dynamics of the j th vortex is given by [41, 84]

$$\frac{d\mathbf{r}_j}{dt} = \frac{\hbar}{m} \left(\nabla \theta|_{\mathbf{r}_j} - \kappa_j \hat{\mathbf{z}} \times \frac{1}{2} \nabla \ln \rho|_{\mathbf{r}_j} \right). \quad (\text{A5})$$

Here the gradient terms are evaluated at the location of the vortex, whilst neglecting the (singular) self-induced terms for each vortex. In the limit where the vortex system is dilute, such that the intervortex distance ℓ is much larger than the healing length ξ , then the wave function may be approximated by the product of single vortex solutions as [83, 85]

$$\Psi(\mathbf{r}) = \sqrt{\frac{\rho_0}{m}} \left(\prod_j \chi_j(\mathbf{r}) \right) \left(\exp \left[i \sum_j \kappa_j \varphi_j(\mathbf{r}) \right] \right) \quad (\text{A6})$$

where $\chi_j(\mathbf{r}) \equiv \chi(|\mathbf{r} - \mathbf{r}_j|)$ and $\varphi_j(\mathbf{r})$ is the azimuthal angle taken around a vortex that is located at position \mathbf{r}_j . Under these conditions, the terms arising from the overlap of the vortex cores are on the order of $(\xi/\ell)^3$, compared to the phase gradients $\sim \xi/\ell$. In Eq. (A5), one may therefore write

$$\nabla \theta|_{\mathbf{r}_k} \approx \nabla \sum_{j \neq k} \kappa_j \varphi_j(\mathbf{r}), \quad \nabla \ln \rho|_{\mathbf{r}_k} \approx 0 \quad (\text{A7})$$

and the vortex dynamics thus reduce to the dynamics a point vortex gas in an ideal incompressible fluid [85]. Note that in this limit the Mach number comparing the characteristic vortex velocity U to the speed of sound $c = \sqrt{\rho_0 g/m^2}$ is given by

$$\text{Ma} = \frac{U}{c} \sim \frac{N\xi}{\ell} \ll 1, \quad (\text{A8})$$

and is consistent with neglecting any sound waves produced by the resulting vortex motion.

In this paper, we consider a finite, homogeneous superfluid in a hard-wall trap of radius R , and the above arguments carry over directly; when $R \gg \xi$, the vortex cores are essentially unchanged, and the phase may be corrected by the addition of the appropriate image term from the point vortex model [86, 87]. Excitations along vortex lines are heavily suppressed for system aspect ratios on the order of 10:1, both in single vortex systems excited by thermal energy [88] and many-vortex turbulent distributions [89].

B. Experimental Procedure

Initial state preparation

A key requirement for observing the predicted equilibrium vortex gas states, and the relaxation of non-equilibrium configurations, are experimental techniques that facilitate the injection of vortices with nearly-arbitrary angular momentum and energy. The topological nature of single-quantized vortices means that they must be introduced from the boundary of the condensate. Since the DMD provides dynamic control of the potential, vortices can introduced into the condensate by paddle-shaped barriers that intersect the condensate edge and are stirred through the superfluid [17, 18]. The number of vortices in a cluster, and the cluster location, can be controlled by the speed and location of the paddle.

For injecting a single cluster, the experimental sequence follows: after transfer to the final potential, and a one-second equilibration period, the elliptically-shaped paddle, with a major and minor axis of $50 \mu\text{m}$ and $2 \mu\text{m}$ is swept through the BEC at constant velocity; the paddle intersects the edge of the circular

trap at its midpoint. The paddle sweep is defined by a set of 250 frames and the paddles sweep at a constant $150 \mu\text{m s}^{-1}$ velocity ($\sim 0.1c$, where $c \sim 1290 \mu\text{m s}^{-1}$). After crossing the halfway point of their translation, the paddle is linearly ramped to zero intensity by reducing the major and minor axes widths to zero DMD pixels. The resulting vortex cluster is shown in the middle column of Fig. 2. By using two paddles with the same parameters, but propagating in opposite directions, two same-sign vortex clusters can be realized, as shown in the right column of Fig. 2.

For creating vortex clusters on the axis of the disk trap, a different approach was used, as placement of the cluster immediately on-axis via an external paddle was found to have poor repeatability. Following procedures for producing persistent currents in ring-trapped BECs [90, 91], we first initialized the BEC in an annular trap, resulting from ramping-on of an additional central barrier with $R_0 = 15 \mu\text{m}$ to the circular trap over 200 ms, producing an annular trap. Simultaneously, an elliptical stirring barrier that crosses the annulus is added, resulting in a split ring. The elliptical stirrer has a major and minor axis of $85 \mu\text{m}$ and $2 \mu\text{m}$ respectively. Over a time of 400 ms, the stirring paddle is linearly accelerated at $980 \mu\text{m s}^{-2}$. While still moving the paddle at the final velocity, it is then ramped off by reducing both the barrier width and length over 100 ms. After a 400 ms period of equilibration in the annular trap, the central barrier is then removed over 200 ms by linearly reducing its radius to zero. This results in a high-energy cluster of ~ 12 vortices localized to the trap center. During the retraction of the paddle, sometimes one or two extraneous vortices of the same sign were produced, however this is later shown to have little effect on the dynamics of the central cluster. Energy damping results in the cluster gradually spreading, and after 2 s the vortices can be easily resolved, as shown in the left panels of Fig. 2. Movies of GPE simulations for the three vortex injection protocols can be found in the Supplemental Material [92].

Experimental data collection and vortex imaging

The sensitivity of the vortex configurations to density gradients [cf. Eq. (A5)] requires fine control of the magnetic levitation field to ensure an uniform BEC density. This is achieved by applying small magnetic correction gradients and ensuring that the central vortex cluster created through the center cluster scheme remains centered in the BEC over the initial 500 ms of evolution. By periodically repeating this calibration procedure, we found that the experiment exhibited slow, small-scale drifts in the density balance, which settled after an initial period of approximately 8 hours of running. The data presented in the main text was thus collected in a continuous ~ 72 hour period subsequent to this warm-up period.

High-resolution images of the BEC and vortex cores are obtained after a short, 3 ms time-of-flight that allows the vortex cores to expand and become visible. The radial distribution of the condensate is essentially unchanged from this expansion. Darkground Faraday imaging [36] is used, with light detuned by 220 MHz from the $^{87}\text{Rb } |F=1\rangle \rightarrow |F'=2\rangle$ transition, in the 80 G magnetic field resulting from the magnetic compensa-

tion of gravity. The vortex positions were then obtained using a Gaussian fitting algorithm [17, 37]. The Faraday imaging light is sufficiently closely detuned that the images of the BEC are destructive. Images were collected while increasing the hold time in 250 ms increments, up to the maximum hold time of 6.75 s. To generate sufficient statistics of the vortex positions, ~ 40 images for each time step were collected, resulting in > 1100 individual runs of the experiment for each of the three stirring schemes.

GPE modeling of stirring protocols

We simulated the initial vortex injection using a phenomenologically damped GPE (dGPE) model. Working in length units of the healing length, $\xi = \hbar/\sqrt{\rho_0 g}$, and time units defined by the chemical potential $\tau = \hbar/\mu$, we simulate the equation

$$i \frac{\partial \Psi}{\partial t} = (1 - i\gamma) \left(-\frac{\nabla^2}{2} + V + |\Psi|^2 - 1 \right) \Psi, \quad (\text{B1})$$

where γ is a phenomenological damping factor of 2×10^{-3} which matches the thermal friction coefficient observed in the experiment. Note that the Brownian motion term is not included in this model, as these effects not significant to the stirring dynamics. The circular trapping/pinning potentials and the elliptical stirring potentials are modeled as hard-wall potentials of the general form

$$V(\mathbf{r}) = V_0 \tanh \left[d \sqrt{x'^2 + y'^2} \left(1 - \frac{ab}{\sqrt{(ax')^2 + (by')^2}} \right) \right], \quad (\text{B2})$$

where V_0 is the strength of the potential, a and b are the semi-major and semi-minor axis respectively, $x' = x - x_0$ and $y' = y - y_0$ to allow for translation or $x' = R \cos(\theta) - R \sin(\theta)$ $y' = R \sin(\theta) + R \cos(\theta)$ to allow for rotations by angle θ , and d controls the steepness of the potential. Figure 6 shows the resulting condensate density snapshots from simulating the stirring protocols with similar parameters to that performed in the experiment. All vortices injected were of the same sign, and the distributions are in good qualitative agreement with the experimental distributions seen in Fig. 2. Movies of dGPE simulations of the three vortex injection methods are provided in the Supplemental Material [92].

C. Solution of Poisson-Boltzmann Equation

To solve the Poisson-Boltzmann equation given by

$$\nabla^2 \phi(\mathbf{r}) = -4\pi n(\mathbf{r}), \quad (\text{C1})$$

subject to the boundary conditions $\phi(r = 1, \varphi) = 0$ and the constraints of prescribed angular momentum (angular impulse), energy, and normalisation given by

$$\mathcal{M} = \int d^2\mathbf{r} \, r^2 n, \quad \mathcal{H} = \frac{1}{2} \int d^2\mathbf{r} \, n \phi, \quad \mathcal{C} = \int d^2\mathbf{r} \, n, \quad (\text{C2})$$

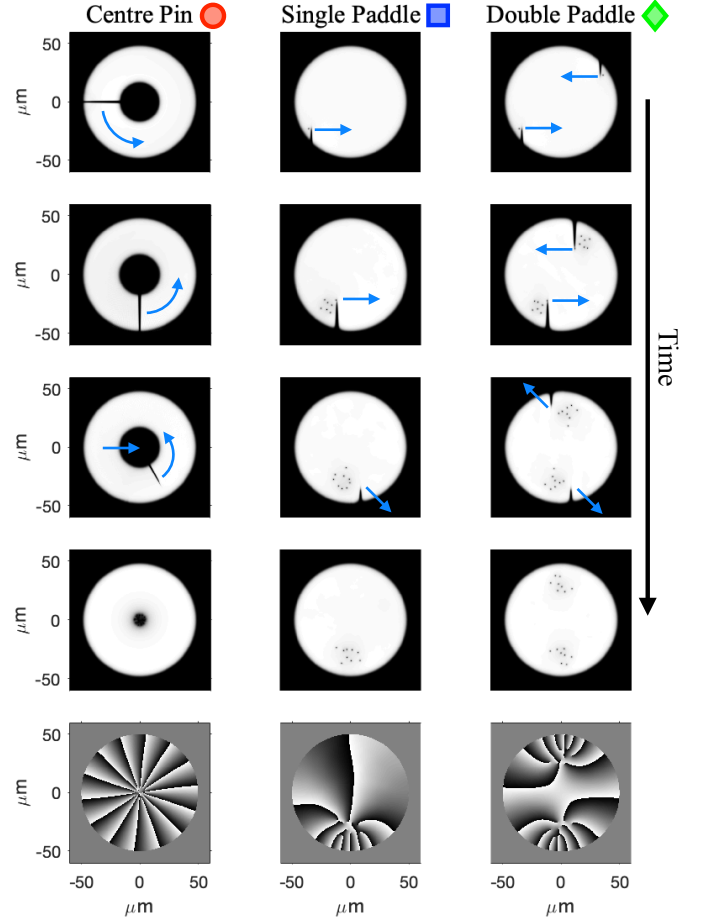


FIG. 6. Damped GPE simulations of vortex injection methods as described in the main text. Left column: center pin, middle column: single paddle, right column: double paddle. Time increases moving down the columns. The blue arrows indicate the motion of the time-dependent stirring potentials. The second from bottom and bottom rows show the initial condensate density and phase respectively, after all stirring potentials have been ramped off. The phase profiles demonstrate that all vortices generated are of the same sign. Note that the center pin stirring method initially results in a giant vortex, from which singly-quantized vortices eventually emerge with increasing hold time. This illustrates the difficulty with initially identifying the vortex positions at early times as discussed in Sec. IV (see also Ref. [39]). Movies of the three stirring sequences can be found in the Supplemental Material [92].

we adapt the method described in [93]. Firstly, we represent the streamfunction ϕ in space using a Fourier series decomposition in terms of the azimuthal angle so that

$$\phi(r, \varphi) = \sum_m f_m(r) e^{im\varphi}. \quad (\text{C3})$$

The above equation then reduces to

$$\frac{1}{r} \frac{d}{dr} \left(r \frac{df_m}{dr} \right) - \frac{m^2}{r^2} f_m = -4\pi \int_0^{2\pi} n(r, \varphi) e^{-im\varphi} d\varphi. \quad (\text{C4})$$

To satisfy the boundary condition, we require that $f_m(r = 1) = 0$, $\forall m$, and $f_m(r = 0) = 0$, $\forall m \neq 0$. For $m = 0$, we set

$f'_0(r=0) = 0$ where a prime denotes differentiation with respect to the radius r . This radial equation is then discretised using a centered finite differencing scheme. The resulting discretised equation can be inverted to recover the streamfunction from the vortex density field.

To find a self-consistent solution of the Poisson-Boltzmann equation subject to the constraints given, we define the functional

$$F[n] = S[n] - \hat{\alpha}(\mathcal{C}[n] - 1) - \hat{\beta}(\mathcal{H}[n] - H_0) - \hat{\Omega}(\mathcal{M}[n] - M_0), \quad (\text{C5})$$

where $\hat{\Omega} = \hat{\beta}\hat{\omega}$. We want to find n such that $F[n]$ is stationary so that $\delta F = F[n + \delta n] - F[n] = 0$. This requires that

$$\delta S[n] = \hat{\alpha}\delta\mathcal{C}[n] + \hat{\beta}\delta\mathcal{H}[n] + \hat{\Omega}\delta\mathcal{M}[n], \quad (\text{C6})$$

which implies that

$$n(\mathbf{r}) = \exp\left(-1 - \hat{\alpha} - \hat{\beta}\phi(\mathbf{r}) - \hat{\Omega}r^2\right). \quad (\text{C7})$$

It follows that we can rewrite the three constraints in the form

$$-\left(\frac{\partial}{\partial\hat{\alpha}}, \frac{\partial}{\partial\hat{\beta}}, \frac{\partial}{\partial\hat{\Omega}}\right) \int n(\mathbf{r})d^2\mathbf{r} = (1, 2H_0, M_0). \quad (\text{C8})$$

We note that the constraints \mathcal{C} and \mathcal{M} are both linear in the vortex density n . However, the constraint for the energy is non-linear since it can be expressed in terms of the Green's function $G(\mathbf{r}, \mathbf{r}')$ of the Laplacian operator as

$$\mathcal{H} = \frac{1}{2} \int n\phi d^2\mathbf{r} = \frac{1}{2} \iint n(\mathbf{r})G(\mathbf{r}, \mathbf{r}')n(\mathbf{r}') d^2\mathbf{r} d^2\mathbf{r}', \quad (\text{C9})$$

where $G(\mathbf{r}, \mathbf{r}')$ is the 2D Green's function for a point vortex confined within a circular disk. Linearising the energy about the state n^k , we obtain

$$\begin{aligned} \mathcal{H}[n^{k+1}] &\simeq \mathcal{H}[n^k] + \iint n(\mathbf{r}')G(\mathbf{r}, \mathbf{r}')\delta n(\mathbf{r})d^2\mathbf{r}d^2\mathbf{r}', \\ &= \mathcal{H}[n^k] + \int \frac{\delta\mathcal{H}[n^k]}{\delta n}(n^{k+1}(\mathbf{r}) - n^k(\mathbf{r}))d^2\mathbf{r}, \\ &= \mathcal{H}[n^k] + \int \phi^k(\mathbf{r})(n^{k+1}(\mathbf{r}) - n^k(\mathbf{r}))d^2\mathbf{r}. \end{aligned} \quad (\text{C10})$$

The linearized constraint on energy is then given by

$$\mathcal{H}[n^k] + \int \frac{\delta\mathcal{H}[n^k]}{\delta n}(n^{k+1}(\mathbf{r}) - n^k(\mathbf{r}))d^2\mathbf{r} = H_0. \quad (\text{C11})$$

We can now rewrite the three constraints in the linearized form

$$\mathbf{F} = (C_0, H_0 + \mathcal{H}^k, M_0) + \left(\frac{\partial}{\partial\hat{\alpha}}, \frac{\partial}{\partial\hat{\beta}}, \frac{\partial}{\partial\hat{\Omega}}\right) \int n^k(\mathbf{r})d^2\mathbf{r} = \mathbf{0}, \quad (\text{C12})$$

where $n^{k+1}(\mathbf{r}) = \exp(-1 - \hat{\alpha} - \hat{\beta}\phi^k(\mathbf{r}) - \hat{\Omega}r^2)$ and $\nabla^2\phi^k(\mathbf{r}) = -4\pi n^k(\mathbf{r})$. The advantage of casting the constraints in this form is that we can now proceed to update the system of Lagrange multipliers $(\hat{\alpha}, \hat{\beta}, \hat{\Omega})$ by using a Newton-Raphson iteration scheme. Alternatively, given that the constraints have now been expressed in terms of a gradient operator, a gradient descent algorithm can now be used to give

$$(\hat{\alpha}^{l+1}, \hat{\beta}^{l+1}, \hat{\Omega}^{l+1}) = (\hat{\alpha}^l, \hat{\beta}^l, \hat{\Omega}^l) - s\mathbf{F}[n^k; \hat{\alpha}^l, \hat{\beta}^l, \hat{\Omega}^l], \quad (\text{C13})$$

where s is a relaxation parameter $0 < s \leq 1$. In practice, we used a gradient descent algorithm to obtain a good estimate of n followed by a Newton-Raphson scheme in order to accelerate convergence. The Newton-Raphson scheme requires the evaluation of the Hessian of $\mathbf{F}[n^k]$ that we denote by \mathbf{H} . The updates could then be evaluated as

$$(\hat{\alpha}^{l+1}, \hat{\beta}^{l+1}, \hat{\Omega}^{l+1}) = (\hat{\alpha}^l, \hat{\beta}^l, \hat{\Omega}^l) - s\mathbf{H}^{-1}\mathbf{F}. \quad (\text{C14})$$

The iterations are stopped once the values for $\hat{\alpha}$, $\hat{\beta}$, and $\hat{\Omega}$ have converged to within a tolerance of 10^{-9} .

To obtain the branch corresponding to axisymmetric (centered) flows, we solved the above by setting the coefficients of all modes corresponding to $m \neq 0$ to zero. To find the symmetric and off-centered maximum entropy solutions, we typically started with an exact solution such as the Gaussian profile corresponding to $\hat{\beta} = 0$ and then traced out the branches by varying the energy for fixed \mathcal{M} and \mathcal{C} . To find the two-vortex cluster solutions, we used the analytical solutions for the streamfunction and vortex density that are obtained by solving a linearized form of the Poisson-Boltzmann equation as described in Chavanis and Sommeria [52]. We used these to find solutions at values of \mathcal{M} close to 0.5 and then used the first converged solution we were able to find to trace out the branch to lower values of \mathcal{M} .

-
- [1] J. R. Abo-Shaeer, C. Raman, J. M. Vogels, and W. Ketterle, *Science* **292**, 476 (2001).
[2] R. P. Feynman, in *Progress in Low Temperature Physics*, Vol. 1 (Elsevier, 1955) pp. 17–53.
[3] P. Engels, I. Coddington, P. C. Haljan, V. Schweikhard, and E. A. Cornell, *Physical Review Letters* **90**, 170405 (2003).
[4] I. Roy, S. Dutta, A. N. Roy Choudhury, S. Basistha, I. Mac-cari, S. Mandal, J. Jesudasan, V. Bagwe, C. Castellani, L. Ben-

- fatto, and P. Raychaudhuri, *Physical Review Letters* **122**, 047001 (2019).
[5] A. E. Koshelev and V. M. Vinokur, *Physical Review Letters* **73**, 3580 (1994).
[6] W.-K. Kwok, U. Welp, A. Glatz, A. E. Koshelev, K. J. Kihlstrom, and G. W. Crabtree, *Reports on Progress in Physics* **79**, 116501 (2016).
[7] A. L. Fetter, P. C. Hohenberg, and P. Pincus, *Physical Review*

- 147, 140 (1966).
- [8] D. Stauffer and A. L. Fetter, *Physical Review* **168**, 156 (1968).
 - [9] I. Coddington, P. Engels, V. Schweikhard, and E. A. Cornell, *Physical Review Letters* **91**, 100402 (2003).
 - [10] V. M. Vinokur, M. V. Feigel'man, V. B. Geshkenbein, and A. I. Larkin, *Physical Review Letters* **65**, 259 (1990).
 - [11] V. Schweikhard, I. Coddington, P. Engels, V. P. Mogendorff, and E. A. Cornell, *Physical Review Letters* **92**, 040404 (2004).
 - [12] A. Sedrakian and J. M. Cordes, *Monthly Notices of the Royal Astronomical Society* **307**, 365 (1999).
 - [13] B. Haskell and A. Melatos, *Monthly Notices of the Royal Astronomical Society* **461**, 2200 (2016).
 - [14] G. Moon, W. J. Kwon, H. Lee, and Y.-i. Shin, *Physical Review A* **92**, 051601 (2015).
 - [15] J. Maurer and P. Tabeling, *Europhysics Letters* **43**, 29 (1998).
 - [16] C. Nore, M. Abid, and M. E. Brachet, *Physical Review Letters* **78**, 3896 (1997).
 - [17] G. Gauthier, M. T. Reeves, X. Yu, A. S. Bradley, M. A. Baker, T. A. Bell, H. Rubinsztein-Dunlop, M. J. Davis, and T. W. Neely, *Science* **364**, 1264 (2019).
 - [18] S. P. Johnstone, A. J. Groszek, P. T. Starkey, C. J. Billington, T. P. Simula, and K. Helmerston, *Science* **364**, 1267 (2019).
 - [19] G. Gauthier, S. S. Szigeti, M. T. Reeves, M. Baker, T. A. Bell, H. Rubinsztein-Dunlop, M. J. Davis, and T. W. Neely, *Physical Review Letters* **123**, 260402 (2019).
 - [20] Y. P. Sachkou, C. G. Baker, G. I. Harris, O. R. Stockdale, S. Forstner, M. T. Reeves, X. He, D. L. McAuslan, A. S. Bradley, M. J. Davis, and W. P. Bowen, *Science* **366**, 1480 (2019).
 - [21] E. Varga, V. Vadakkumbatt, A. J. Shook, P. H. Kim, and J. P. Davis, arXiv preprint [arXiv:2003.01079](https://arxiv.org/abs/2003.01079) (2020).
 - [22] L. Onsager, *Il Nuovo Cimento (1943-1954)* **6**, 279 (1949).
 - [23] G. Eyink and U. Frisch, "Robert H. Kraichnan," in *A Voyage Through Turbulence*, edited by P. A. Davidson, Y. Kaneda, K. Moffatt, and K. R. Sreenivasan (Cambridge University Press, 2011) pp. 329–372.
 - [24] G. L. Eyink and K. R. Sreenivasan, *Reviews of Modern Physics* **78**, 87 (2006).
 - [25] P.-H. Chavanis, *Physica D: Nonlinear Phenomena* **200**, 257 (2005).
 - [26] G. Joyce and D. Montgomery, *Journal of Plasma Physics* **10**, 107 (1973).
 - [27] D. Marteau, O. Cardoso, and P. Tabeling, *Physical Review E* **51**, 5124 (1995).
 - [28] R. A. Smith and T. M. O'Neil, *Physics of Fluids B: Plasma Physics* **2**, 2961 (1990).
 - [29] R. A. Smith, *Physical Review Letters* **63**, 1479 (1989).
 - [30] C. F. Driscoll and K. S. Fine, *Physics of Fluids B: Plasma Physics* **2**, 1359 (1990).
 - [31] E. Sarid, C. Teodorescu, P. S. Marcus, and J. Fajans, *Physical Review Letters* **93**, 215002 (2004).
 - [32] D. J. Rodgers, S. Servidio, W. H. Matthaeus, D. C. Montgomery, T. B. Mitchell, and T. Aziz, *Physical Review Letters* **102**, 244501 (2009).
 - [33] P. K. Newton, *The N-Vortex Problem: Analytical Techniques*, Vol. 145 (Springer Science & Business Media, 2013).
 - [34] M is often referred to as the angular momentum [33, 94]. The distinction is not so important when applying the point vortex model to the dynamics of a classical Euler fluid (where the vortex number is conserved), but is for a superfluid as vortex annihilation can occur at the boundary; here L varies continuously as a vortex leaves at the boundary, whereas M does not.
 - [35] G. Gauthier, I. Lenton, N. M. Parry, M. Baker, M. J. Davis, H. Rubinsztein-Dunlop, and T. W. Neely, *Optica* **3**, 1136 (2016).
 - [36] C. C. Bradley, C. A. Sackett, and R. G. Hulet, *Physical Review Letters* **78**, 985 (1997).
 - [37] A. Rakonjac, A. L. Marchant, T. P. Billam, J. L. Helm, M. M. H. Yu, S. A. Gardiner, and S. L. Cornish, *Physical Review A* **93**, 013607 (2016).
 - [38] S. W. Seo, B. Ko, J. H. Kim, and Y. Shin, *Sci. Rep.* **7**, 4587 (2017).
 - [39] O. R. Stockdale, M. T. Reeves, X. Yu, G. Gauthier, K. Goddard-Lee, W. P. Bowen, T. W. Neely, and M. J. Davis, *Physical Review Research* **2**, 033138 (2020).
 - [40] X. Yu, T. P. Billam, J. Nian, M. T. Reeves, and A. S. Bradley, *Physical Review A* **94**, 023602 (2016).
 - [41] O. Törnkvist and E. Schröder, *Physical Review Letters* **78**, 1908 (1997).
 - [42] P. B. Blakie and M. J. Davis, *Physical Review A* **72**, 063608 (2005).
 - [43] C. W. Gardiner, J. R. Anglin, and T. I. A. Fudge, *Journal of Physics B: Atomic, Molecular and Optical Physics* **35**, 1555 (2002).
 - [44] C. W. Gardiner and M. J. Davis, *Journal of Physics B: Atomic, Molecular and Optical Physics* **36**, 4731 (2003).
 - [45] S. J. Rooney, P. B. Blakie, and A. S. Bradley, *Physical Review A* **86**, 053634 (2012).
 - [46] P. B. Blakie, A. S. Bradley, M. J. Davis, R. J. Ballagh, and C. W. Gardiner, *Advances in Physics* **57**, 363 (2008).
 - [47] The positions of the additional vortices were determined by using the experimental histograms [cf. Fig. 2] as probability distributions for rejection sampling. For the single and double paddle cases, one additional vortex was added to each experimental run. For the center pin case, between 2 and 3 vortices were added with equal probability.
 - [48] Note however that for a given solution ω does not necessarily correspond to any particular physical rotation rate in the system; see Refs [28].
 - [49] L. J. Campbell and K. O'Neil, *Journal of Statistical Physics* **65**, 495 (1991).
 - [50] J. G. Esler, T. L. Ashbee, and N. R. McDonald, *Physical Review E* **88**, 012109 (2013).
 - [51] R. H. Kraichnan, *J. Fluid Mech.* **67**, 155 (1975).
 - [52] P.-H. Chavanis and J. Sommeria, *Journal of Fluid Mechanics* **314**, 267 (1996).
 - [53] M. T. Reeves *et al.*, in preparation.
 - [54] A. Bogatskiy and P. Wiegmann, *Physical Review Letters* **122**, 214505 (2019).
 - [55] J. Miller, *Physical Review Letters* **65**, 2137 (1990).
 - [56] R. Robert, *Journal of Statistical Physics* **65**, 531 (1991).
 - [57] R. Robert and J. Sommeria, *Journal of Fluid Mechanics* **229**, 291 (1991).
 - [58] J. Sommeria, in *New Trends in Turbulence* (Springer, 2001) pp. 385–447.
 - [59] P. Tabeling, *Physics Reports* **362**, 1 (2002).
 - [60] P. Tabeling and O. Cardoso, *Turbulence: a tentative dictionary*, Vol. 341 (Springer Science & Business Media, 2012).
 - [61] Z. Hadzibabic, P. Krüger, M. Cheneau, B. Battelier, and J. Dalibard, *Nature* **441**, 1118 (2006).
 - [62] M.-A. Denoix, *Experimental study of stable structures in two-dimensional turbulence - Comparison with a statistical mechanical theory*, Thesis, Institut National Polytechnique de Grenoble (1992).
 - [63] W. Matthaeus, W. Stribling, D. Martinez, S. Oughton, and D. Montgomery, *Physica D: Nonlinear Phenomena* **51**, 531 (1991).
 - [64] E. Sarid, C. Teodorescu, P. S. Marcus, and J. Fajans, *Physical Review Letters* **93**, 215002 (2004).
 - [65] G. F. Carnevale, J. C. McWilliams, Y. Pomeau, J. B. Weiss, and W. R. Young, *Physics of Fluids A: Fluid Dynamics* **4**, 1314 (1992).
 - [66] X.-P. Huang and C. F. Driscoll, *Physical Review Letters* **72**, 2187 (1994).

- [67] R. Pakter and Y. Levin, *Physical Review Letters* **121**, 020602 (2018).
- [68] Y. Levin, R. Pakter, F. B. Rizzato, T. N. Teles, and F. P. Benetti, *Physics Reports* **535**, 1 (2014).
- [69] K. S. Fine, A. C. Cass, W. G. Flynn, and C. F. Driscoll, *Physical Review Letters* **75**, 3277 (1995).
- [70] D. Z. Jin and D. H. E. Dubin, *Physical Review Letters* **80**, 4434 (1998).
- [71] A. Adriani, A. Mura, G. Orton, C. Hansen, F. Altieri, M. L. Moriconi, J. Rogers, G. Eichstädt, T. Momary, A. P. Ingersoll, *et al.*, *Nature* **555**, 216 (2018).
- [72] T. Simula, *Physical Review A* **97**, 023609 (2018).
- [73] D. J. Thouless and J. R. Anglin, *Physical Review Letters* **99**, 105301 (2007).
- [74] A. Lucas and P. Surówka, *Physical Review A* **90**, 053617 (2014).
- [75] A. Griffin, V. Shukla, M.-E. Brachet, and S. Nazarenko, *Physical Review A* **101**, 053601 (2020).
- [76] A. Richaud, V. Penna, R. Mayol, and M. Guilleumas, *Physical Review A* **101**, 013630 (2020).
- [77] S. Eckel, J. G. Lee, F. Jendrzejewski, C. J. Lobb, G. K. Campbell, and W. T. Hill III, *Physical Review A* **93**, 063619 (2016).
- [78] A. Burchianti, F. Scazza, A. Amico, G. Valtolina, J. A. Seman, C. Fort, M. Zaccanti, M. Inguscio, and G. Roati, *Physical Review Letters* **120**, 025302 (2018).
- [79] G. Harris, D. McAuslan, E. Sheridan, Y. Sachkou, C. Baker, and W. Bowen, *Nature Physics* **12**, 788 (2016).
- [80] F. Souris, X. Rojas, P. H. Kim, and J. P. Davis, *Physical Review Applied* **7**, 044008 (2017).
- [81] X. He, G. I. Harris, C. G. Baker, A. Sawadsky, Y. L. Sfondla, Y. P. Sachkou, S. Forstner, and W. P. Bowen, *Nature Physics* **16**, 417 (2020).
- [82] M. Foss-Feig, P. Niroula, J. T. Young, M. Hafezi, A. V. Gorshkov, R. M. Wilson, and M. F. Maghrebi, *Physical Review A* **95**, 043826 (2017).
- [83] A. S. Bradley and B. P. Anderson, *Physical Review X* **2**, 041001 (2012).
- [84] A. J. Groszek, D. M. Paganin, K. Helmerson, and T. P. Simula, *Physical Review A* **97**, 023617 (2018).
- [85] A. L. Fetter, *Physical Review* **151**, 100 (1966).
- [86] A. J. Groszek, T. P. Simula, D. M. Paganin, and K. Helmerson, *Physical Review A* **93**, 043614 (2016).
- [87] H. Salman and D. Maestrini, *Physical Review A* **94**, 043642 (2016).
- [88] S. J. Rooney, P. B. Blakie, B. P. Anderson, and A. S. Bradley, *Physical Review A* **84**, 023637 (2011).
- [89] N. P. Müller, M.-E. Brachet, A. Alexakis, and P. D. Mininni, *Physical Review Letters* **124**, 134501 (2020).
- [90] S. Eckel, J. G. Lee, F. Jendrzejewski, N. Murray, C. W. Clark, C. J. Lobb, W. D. Phillips, M. Edwards, and G. K. Campbell, *Nature* **506**, 200 (2014).
- [91] K. C. Wright, R. Blakestad, C. J. Lobb, W. D. Phillips, and G. K. Campbell, *Physical Review Letters* **110**, 025302 (2013).
- [92] See Supplemental Material at [URL will be inserted by publisher] for movies of damped GPE simulations of the three stirring protocols.
- [93] B. Turkington and N. Whitaker, *SIAM Journal on Scientific Computing* **17**, 1414 (1996).
- [94] H. Aref, *The Physics of Fluids* **22**, 393 (1979).