

Industry-scale IR-based Bug Localization: A Perspective from Facebook

Vijayaraghavan Murali
Facebook, Inc.
U.S.A.
vijaymurali@fb.com

Lee Gross
Facebook, Inc.
U.S.A.
leegross@fb.com

Rebecca Qian
Facebook, Inc.
U.S.A.
rebeccaqian@fb.com

Satish Chandra
Facebook, Inc.
U.S.A.
schandra@acm.org

Abstract—We explore the application of Information Retrieval (IR) based bug localization methods at a large industrial setting, Facebook. Facebook’s code base evolves rapidly, with thousands of code changes being committed to a monolithic repository every day. When a bug is detected, it is often time-sensitive and imperative to identify the commit causing the bug in order to either revert it or fix it. This is complicated by the fact that bugs often manifest with complex and unwieldy features, such as stack traces and other metadata. Code commits also have various features associated with them, ranging from developer comments to test results. This poses unique challenges to bug localization methods, making it a highly non-trivial operation.

In this paper we lay out several practical concerns for industry-level IR-based bug localization, and propose Bug2Commit, a tool that is designed to address these concerns. We also assess the effectiveness of existing IR-based localization techniques from the software engineering community, and find that in the presence of complex queries or documents, which are common at Facebook, existing approaches do not perform as well as Bug2Commit. We evaluate Bug2Commit on three applications at Facebook: client-side crashes from the mobile app, server-side performance regressions, and mobile simulation tests for performance. We find that Bug2Commit outperforms the accuracy of existing approaches by up to 17%, leading to reduced time for triaging regressions and attributing bugs found in simulations.

I. INTRODUCTION

Facebook operates a monolithic repository of code to which developers commit thousands of code changes every day. Each commit passes through standard industrial processes such as code review and continuous integration. Despite these sentinels, commits containing bugs invariably make their way into the repository. In certain cases, such as in server-side code, the bugs can manifest quickly by causing a sudden change in a continuously tracked performance metric. In other cases, such as client-side code, the bugs can take up to weeks to manifest due to the need for users to update and use the buggy app version. In either case, once a symptom of the bug is detected, there is a need to identify the point at which the bug was introduced. This is the problem of *bug localization*.

Bug localization has been a long studied problem in software engineering literature, where recent advances can be classified into two types: *spectrum-based* methods [8, 1] that work with execution trace data, and *information retrieval (IR)-based* methods [38, 29, 14, 3] that work with the textual similarity between bug reports and code. In this work, we focus on IR-based localization methods as we do not have

access to execution traces in our setting. IR-based methods typically cast bug localization as a search problem, where the search *query* consists of terms from the bug report, and the *documents* to retrieve are code entities in a repository. There exists a large body of work [38, 29, 14, 26, 24] along this line, on localizing the bug to locations in the code base, using a mix of static analysis or learning-based models.

To deploy any bug localization method in our setting, we first observe that it must have the following desired properties:

1) *The method must localize to commits, not to files.* In a large industrial setting such as Facebook, bug localization is often a time-sensitive or compute-intensive operation. In cases where the bug causes a crash or performance regression in production code, an “on-call engineer” is responsible for triaging the bug to the right team or developer who is capable of handling the issue. Triaging it to the wrong developers wastes precious time and resources in getting the issue fixed, and could lead to large service disruptions. Sometimes the bug is detected in simulation runs of product builds, in which case a bisect operation is triggered to find the right culprit commit in the build. These builds typically consist of several hundreds of commits, and each bisect step consumes a significant amount of time and compute resources to compile, build, and run the simulation. In both these cases, the most important operation is to *find the commit that introduced the bug*. The next step would typically be to revert the commit and/or assign the bug to the author of the commit. Localizing to files does not help in this process, as in a large-scale setting a single file could be “owned” by multiple developers and several commits could have made changes to it within a small time frame.

2) *The method must be unsupervised.* At Facebook, when developers are assigned a bug, they have an incentive to fix the bug as soon as possible in order to minimize service disruptions or maintain product quality. Due to this, there exists a significant amount of historical data on bug *fixes*, which methods like Scaffle [24] can utilize. However, developers are not required to investigate and mark the culprit commit that originally introduced the bug during their process of bug fixing. This leads to a scarcity of data on bug *causes*. The SZZ algorithm [30, 33] was proposed to extract bug inducing commits from fixes by traversing the commit graph, but its effectiveness has been debated [20]. Therefore, due to this lack of labeled training data, supervised learning-based approaches

for bug localization are not suitable in our setting.

3) *The method must be able to handle complex queries and documents.* The localization problem in our setting is compounded by the fact that symptoms of bugs usually contain a variety of *features* originating from different sources. For instance, a single bug report can contain a mixture of multiple stack traces from different threads, along with the names of regressing metrics. Moreover, code commits also come with various features associated with the code change itself, such as natural language descriptions of the commit, code review comments, and test execution results. Each feature comes with its own characteristics, for instance, stack traces tend to be long whereas the names of regressing metrics are quite succinct. This means that a “query” or “document” in our setting is not a monolithic bag-of-words, but rather a complex entity with multiple features. In fact, it is quite possible for a query in our setting to be more complex than the document itself. This requires any localization method we use to be designed to handle these complex entities.

4) *The method must be capable of understanding the semantics of features.* Facebook’s code base is large and highly heterogeneous [24], with millions of lines of code written in multiple programming languages residing in the same repository. Coupled with a fast-paced development environment, this leads to idiosyncratic coding conventions being used in various parts of the repository, posing a unique challenge to IR-based methods that work with word similarity. For instance, in one of our applications, we noticed that the terms appearing in bug reports and commits could seem different but actually share the same meaning, such as “IG” and “Instagram”. Sometimes, the terms could appear concatenated together, such as “videoplayerinterface”, making it difficult to match them with their component terms. Developers might also make typographical errors in natural language features such as the commit summary. Therefore, any localization method we use should be able to capture the semantics of words appearing in features, going beyond the observable set of terms.

In essence, this multi-modality of features in bug reports and commits, coupled with various sources of noise and the lack of labeled training data, makes it highly challenging for IR-based methods to localize the bug to a culprit commit. Due to this, many existing methods in the literature are not suited to be applied in our setting, especially in an off-the-shelf manner. Table I shows a summary of the characteristics of existing work vis-à-vis our desired properties.

For instance, most of the prior work using IR-based methods have been applied to localize bugs to files [21, 38, 29, 36, 37, 34, 19, 14, 26, 13]. Localizing bugs to code commits instead, a concept termed *commit-level* bug localization, has been fairly recent [32, 35, 3]. Among this line of work, Change-Locator [35] uses a supervised learning-based approach, not satisfying our requirements. Orca [3] also uses a learning approach to break ties in ranking, but its main tf-idf model, and Locus [32], are more aligned with our requirements, and so we chose to evaluate their effectiveness. However, we found that they are not adequate in our setting, as they are not efficient at

Characteristics		Work
Localize to lines (spectrum based)		[8, 1]
Localize to files (IR based)		[21, 38, 29, 36, 37, 34, 19, 14, 26, 13]
Localize to commits (IR based)	Supervised learning-based	
	Unsupervised	Simple features, No semantics
		Complex features and semantics
		[35, 3]
		[32] and tf-idf model from [3]
		This work

TABLE I
CHARACTERISTICS OF EXISTING BUG LOCALIZATION METHODS.

either handling complex entities or understanding semantics. This raises the need for us to design a bug localization method specifically with these desired properties in mind.

Towards this goal, we make the following contributions:

- We propose Bug2Commit, an unsupervised commit-level bug localization method that builds upon IR-based techniques but is adept at handling complex queries and documents, and at understanding the semantics of features.
- We discuss several technical design decisions that went into Bug2Commit. We look at vector space models (VSMs), multiple choices of vectorizers to use, and vectorizing bug reports and code commits in the presence of complex entities.
- We evaluate Bug2Commit on three applications at Facebook: (i) client-side crashes from Facebook’s mobile apps, (ii) server-side performance regressions, and (iii) performance simulation tests on mobile code. We find that Bug2Commit can outperform existing methods in accurately identifying the culprit commit by up to 17%.
- We show that Bug2Commit leads to more optimized development operations at Facebook: regression triage time for oncall engineers is reduced from hours to minutes, and the run time of bisect operations to find the culprit commit is reduced significantly.

II. PROBLEM CONTEXT & EXAMPLE

In this section, we set the problem context with an overview of bug localization at Facebook and an example using Bug2Commit.

A. Problem Context

1) *Software Deployment at Facebook:* Fig. 1 shows Facebook’s software development life-cycle. Thousands of developers commit code that goes through the cycle of code review, unit testing, and static analysis. Once the developer and reviewer are satisfied with the commit, it is then *landed* by the developer, at which point it is handed over to continuous integration. This system maintains a queue of commits that need to be merged onto the monorepo. At regular intervals, a particular batch of commits is selected in order to be subjected to continuous performance testing. These computationally expensive tests replay simulations of user interactions on the app surface [2].

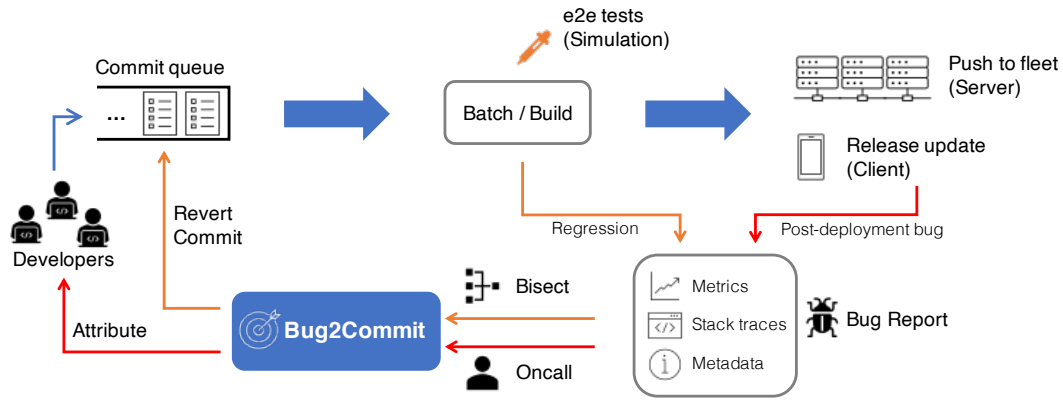


Fig. 1. Software deployment at Facebook and bug localization with Bug2Commit

Content Type	Source	Description
Stack trace	Crash	The stack trace at the time of crash, typically reported from the client side mobile OS.
Exception	Crash	Exception message and other information associated with the stack trace.
Metadata	Crash	Information about the environment in which the crash occurred, e.g., app surface the user was in.
Metric	Regression	Name of the metric regressing in performance, e.g., the name of a regressing function or performance test.
Regressing traces	Regression	Snapshots of traces from machines where the regression was detected.
Task description	Crash/Regression	If a task has been created to track the bug, typically automatically, its description.

(a)

Content Type	Source	Description
Title & summary	Code commit	The developer-provided (natural language) title and summary of a code commit.
Test plan	Code commit	Commands provided by the developer to validate the commit's changes.
Filenames	Code commit	Names of files, typically translating to classes, changed in the commit.
Config name	Config change	Name of the server-side configuration that has been changed.
References	Config change	Snapshots of stack traces of functions that reference the configuration.

(b)

TABLE II

(A) FEATURES APPEARING IN BUG REPORTS, AND (B) FEATURES APPEARING IN COMMITS.

Once the tests are complete, the batch of commits is then merged onto the master branch. Server-side commits are pushed on to Facebook's fleet of machines, whereas client-side code is packaged into a release and sent to mobile app stores.

2) *Bug Localization at Facebook*: Bugs are typically detected at two stages of software deployment. First, the simulation tests can catch bugs before a batch of commits is deployed. During this testing process, a number of app and server health metrics are monitored for changes. Any anomalous movement of a metric is flagged and raised as a regression to be investigated. Secondly, since these tests do not completely exercise all behaviors, post-deployment bugs are inevitable. On the server side these bugs manifest as performance regressions, and can typically be detected in a few hours as the code would be exercised by queries from millions of users. On the client side it could take several weeks for post-deployment bugs to surface due to the longer app release cycle, and users needing to update to the latest version.

Whether it is a regression or post-deployment bug, a *bug report* is generated. The format of these bug reports can vary depending on the actual nature of the bug. At a high level, bug reports contain various pieces of information from different sources. They can contain metrics that were found to regress, snapshots of stack traces at the time of occurrence of the bug, and metadata about the environment in which

the bug occurred. As these bug reports are automatically generated, they do not typically contain pithy natural language descriptions of the bug. Table II(a) provides a list of commonly occurring features in bug reports.

A bug report is acted upon in two possible ways, as portrayed in Fig. 1. If it is a regression detected during the simulation process, a bisect operation is triggered on the whole build to find the right culprit commit. This commit would then be reverted from the build and the author of the commit would be notified. If the bug is from post-deployment, an on-call engineer is assigned the bug report, whose goal is then to attribute the bug to the correct developer or team for putting out a fix.

3) *Role of Bug2Commit*: Bug2Commit is invoked in the pipeline by either the automated bisect system or an oncall engineer. Before invoking Bug2Commit, a set of *candidates* are gathered, consisting of commits among which the bug-inducing commit is present. The candidates are collected using the time of the regression, or the build in which a bug is first detected. The typical size of this candidate set could range from a few hundred to thousands. Candidates can either be code commits or configuration ("config") changes. Code commits make changes to the code base as in any version control system, whereas config changes make changes to key-value style configuration of systems which are referenced

throughout the code base¹. Candidates also come with a complex set of features, as shown in Table II(b). The goal of Bug2Commit is then as follows: given a bug report and a candidate set of commits, accurately identify the culprit commit that introduced the bug.

B. Example

Fig. 2 shows an example of a bug report arising from a server-side performance regression, and the configuration change that had caused it. Notice that the query in our setting is far more complex than a succinct set of keywords or a single crash stack trace, as assumed by many IR-based methods. For example, if only the metric name is used as a succinct query, it might indicate importance of the word “photo” or “fetch” as they occur prominently in the metric. However, this would have been misleading, as utilizing other features in the bug report reveals that the word “tag” is actually a more important and relevant term for the query (highlighted for readability).

One naive way to include all features in a query is to treat them together as a single monolithic bag-of-words. However, doing this would again dilute the importance of “tag” as words such as “eval” or “loader” would appear to carry more importance. To address this problem, Bug2Commit uses a technique that vectorizes each feature individually, and then aggregates the resulting vectors. Also of note are the different characteristics of each feature: the metric name is pithy and high signal, whereas the regressing traces are long and noisy, and the metadata is somewhere in between. One of the goals of Bug2Commit is, therefore, to balance bringing in more information from long and noisy features, while still not diluting the signal from short and succinct features. To do this, Bug2Commit uses a BM25-based [27] method that is designed to consider the size of each feature when computing the importance of terms.

In addition to multiple features, our practical setting imposes more difficulties while attempting to match terms between the query and candidate documents. As seen in Fig. 2, the word “tag” appears in a synonymous form, as “taggee”, in the culprit commit. IR-based methods typically pre-process their input through a stemmer and/or lemmatizer, but these are limited in their ability to understand the semantics of words. For example, the Porter stemmer used in [32] would not be able to stem “taggee” to “tag”, which would actually require understanding that they are synonymous in nature. To handle this, Bug2Commit uses weighted word embeddings to represent words with a cognizance of their semantics. Finally, the config change also has the word “tag” appearing in an obfuscated form, such as in the concatenated name “newproducttagbackend”. Handling this would require a smarter pre-processing step, which we will come to later in Section IV.

III. TECHNICAL DETAILS

In this section, we set up technical preliminaries about existing IR-based methods, and present Bug2Commit’s approach that addresses practical concerns with existing methods.

¹For simplicity, we refer to code changes and config changes as “commits”.

A. Background on Vector Space Models (VSMs)

Existing IR-based methods localize bugs by relying on the textual similarity of terms appearing in bug reports and commits, the idea being the more overlap there is the more relevant a commit is to a bug. Several IR-based methods have found success with *vector space models (VSMs)* [32, 29, 38]. VSM-based approaches start with defining a *vector space* \mathcal{V} based on the vocabulary of all words appearing in the corpus of bug reports and commits. Given a set of candidate commits $C = \{c_1, \dots, c_n\}$, each c_i is transformed, or *vectorized*, into a sparse vector $v_{c_i} = \text{vectorize}(c_i)$ in \mathcal{V} . Given a bug report b , it is similarly transformed into another vector $v_b = \text{vectorize}(b)$. Then, the similarity between the bug report and a candidate is defined using standard metrics such as *cosine similarity*: $\text{sim}(v_b, v_{c_i}) = \frac{v_b \cdot v_{c_i}}{\|v_b\| \|v_{c_i}\|}$

The important step in this process is the vectorize operation. Existing approaches typically use the *term frequency (tf)* and *inverse document frequency (idf)* of words appearing in the corpus. Suppose that V is the vocabulary of all words in the corpus of both commits and bug reports. The vectorization of a commit c is done as follows:

$$\text{tf}(w, c) = 1 + \log \text{freq}(w, c) \quad \text{idf}(w) = \log \frac{N}{\text{num}(w)} \quad (1)$$

$$\text{vectorize}(c) = \langle \text{tf}(w, c) \times \text{idf}(w) \mid w \in V \rangle$$

where $\text{freq}(w, c)$ is the number of occurrences of word w in commit c , N is the total number of commits, and $\text{num}(w)$ is the number of commits that contain word w . The vectorization of a bug report b is done analogously. The intuition behind this tf-idf technique is that the more frequent a word is in a document, the more importance it carries, and the more frequent a word appears throughout the corpus of documents, the less importance it carries. tf-idf allows these two quantities to interplay in computing the weight of words in a document.

B. Bug2Commit: Addressing Practical Considerations

Bug2Commit builds upon VSM-based approaches described above by being designed to address important considerations that arise in our industrial setting.

1) *Handling complex queries and documents*: In our setting the primary issue with the approach described so far is that a commit or bug report is not a single monolithic entity. As seen in Table II they are composed of various complex *features*. A commit would realistically be represented as $c = \{f_1^c, \dots, f_n^c\}$ and a bug report as $b = \{f_1^b, \dots, f_m^b\}$, where each f_i is the value of a feature. Some features are simple, such as the name of the regressing metric in a bug reports. Some features are lengthy and complex, such as snapshots of regressing traces.

Treating a bug report as a query or a commit as a document in a monolithic manner would mean coalescing words appearing in all features. This would make words in lengthy and complex features drown out the weight of words in short but succinct features during vectorization due to having a higher tf. This would in turn throw off the similarity metric, contributing to inaccuracy of the model. In Section V we



Fig. 2. Example of a query (bug report) and a document (candidate commit) with complex features.

assess the performance of such a model, and show that it in fact does not perform well.

To overcome this problem, we make two modifications to the vectorization process. First, we use a special vectorization operation for handling our complex type of documents with features. Given a commit $c = \{f_1^c, \dots, f_n^c\}$ (analogously, bug report b), we vectorize it as follows:

$$\text{vectorize_complex}(c) = \frac{1}{n} \sum_{i=1}^n \text{vectorize}(f_i^c) \quad (2)$$

Essentially, we vectorize each feature separately and compute the mean of all the resulting vectors. This results in a vector formed by taking the mean of each co-ordinate across all feature vectors. In doing so we avoid the cumulative effect of words appearing in multiple lengthy features dominating other words simply through their tf.

However, this averaging introduces a secondary problem where the weight of important words appearing in simple and succinct features also gets lowered. To address this, we need a vectorizer that proportionally scales up the weight of a word if it appears in a short feature as opposed to a lengthy feature. For this purpose, we use a *BM25* [27] based vectorizer rather than tf-idf. BM25 is a popular scoring function used by search engines such as Lucene [23], and has been designed to handle documents with varying length when computing word weights. Essentially, BM25 tweaks the tf and idf formulas in Equation 1 to take into account the document length [23].

2) *Semantic Embedding of Words*: VSMs in general treat individual words as unique atomic entities in a vocabulary. In practice, however, there arise instances where two words look different but share the same semantic meaning. For instance, developers at Facebook sometimes use “IG” as an acronym for “Instagram”. In Section V we will take a closer look at

one application where this problem is particularly evident. The above model would not be able to make this connection, and would treat them as distinct words. Hence, it would never be able to compare a bug report and commit based on these words, whereas a human would easily be able to.

To address this problem, we use *weighted word embeddings* [28] to vectorize bug reports and commits. In this method, an embedding function ϕ is first trained to map each word in the vocabulary V to a vector in a dense vector space of dimensionality d , i.e., $\phi : V \rightarrow \mathbb{R}^d$. Then, given a feature f (from a commit or bug report), we vectorize it as follows:

$$\text{vectorize}(f) = \sum_{w \in f} \phi(w) \times (\text{tf}(w, f) \times \text{idf}(w)) \quad (3)$$

where tf and idf are as defined by the BM25 formula. Essentially, we scale the vector obtained from $\phi(w)$ for word w by its BM25 score. This ensures that the model still gains the benefits of BM25-based weighting.

The important operation here is to learn ϕ in such a way that it maps “synonymous” words to nearby vectors in \mathbb{R}^d . This is accomplished using language models, such as the widely used natural language processing (NLP) technique word2vec [18]. We refer the reader to the word2vec paper [18] for technical details, but provide a brief overview here. A language model is trained by making it predict a particular word w_i in a sentence $w_1 w_2 \dots w_n$ using the context around it. The context is defined by a window of words around the target word, $w_{i-s} \dots w_{i-1} w_{i+1} \dots w_{i+s}$, where s is the window size. In other words, a language model is trained to predict $\Pr(w_i \mid w_{i-s}, \dots, w_{i-1}, w_{i+1}, \dots, w_{i+s})$. To learn ϕ , each contextual word is represented using its ϕ -based embedding, which then becomes solving the optimization problem:

$$\arg \max_{\phi} \Pr(w_i \mid \phi(w_{i-s}), \dots, \phi(w_{i-1}), \phi(w_{i+1}), \dots, \phi(w_{i+s}))$$

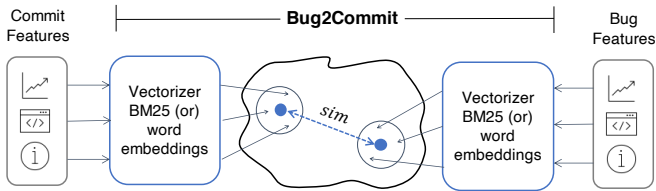


Fig. 3. Vectorization of individual features by Bug2Commit

As in [18], this objective function is implemented using a neural network, which is then trained on sequences of words appearing in our features. In Section V, we evaluate the word embeddings based vectorizer for an application where understanding word semantics is important, and show that it outperforms other approaches.

In summary, Fig. 3 shows Bug2Commit’s vectorization and localization technique that we discussed in this section.

IV. IMPLEMENTATION

We implemented the model described in Section III in Python, using the scikit library for vector operations. Although the model is unsupervised, i.e., it does not rely on labeled data, the implementation has a “training” and “inference” phase for performance reasons. In the training phase it continuously gathers a global pool of commits and crashes, and trains word weights for the vectorizer. This is implemented as a backend pipeline running at a regular cadence. In the inference phase, Bug2Commit is given a particular bug report to localize, and a candidate pool of commits among which the culprit commit is present. This is implemented as a service, suitable to be queried by on-call engineers or systems trying to localizing bugs. The service keeps the latest trained model loaded up, and is quick to respond to queries, often in a minute or two.

Given a feature, Bug2Commit pre-processes it to extract words from it for vectorization. While typically a simple step executed using regular expressions that split words by punctuation, CamelCase or snake_case, this operation becomes tricky in our setting. As seen in Fig. 2, Facebook developers often use concatenated words such as “newproducttagbackend”, sometimes by coding convention in certain parts of the repository, that are not amenable to usual parsing techniques. To address this problem, we use a *probabilistic parser* to split the words into its most likely components. We first compute the probability of seeing a word w_i as $\Pr(w_i) = \text{count}(w_i) / \sum_{w \in V} \text{count}(w)$, where $\text{count}(w)$ is the total number of occurrences of w among all commits and bug reports. Then, given a word w , we infer the most likely split of w as the one that maximizes the product of the probability of the resulting words. That is, if $\text{split}(w)$ results in words w_1, \dots, w_n , then we split w according to $\arg \max_{\text{split}} \prod_{w_i \in \text{split}(w)} \Pr(w_i)$. This can be implemented straightforwardly using a dynamic programming algorithm, and so we omit low-level details.

We have developed a user interface for Bug2Commit where the ranked list of relevant commits is displayed, as shown in Fig. 4. As it can be seen, in addition to just the list of

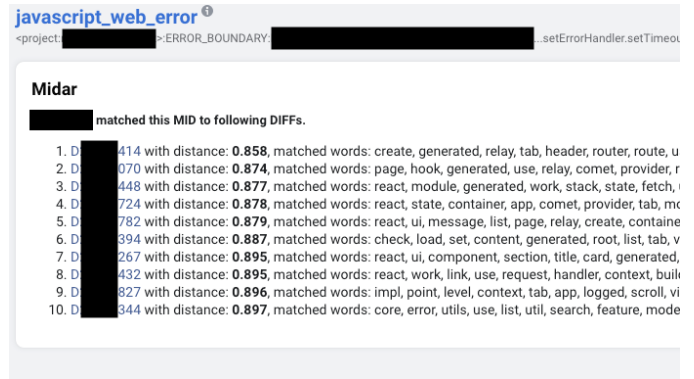


Fig. 4. UI for Bug2Commit displaying relevant code commit for a bug.

commits, it also shows the cosine distance (i.e., $1 - \text{similarity}$), as a measure of how “confident” the model is with the ranking of each result. Moreover, it also provides an interpretable “explanation” of each result using words that contributed the most towards the similarity computation. On-call engineers have often found this useful to understand why Bug2Commit ranked a particular commit high, and to provide more information to the developer the bug is attributed to.

V. EVALUATION

In this section, we present results from our evaluation of Bug2Commit at Facebook. In performing the evaluation, we seek to answer the following research questions:

- RQ1. How accurate is Bug2Commit in identifying the culprit commits that were the cause of bugs? How does it compare with existing IR-based methods?
- RQ2. What value does Bug2Commit add to developer operations in a large industrial setting like Facebook?
- RQ3. In what way do semantic word embeddings contribute to the model?

To perform the evaluation, we have collected bug and crash reports at Facebook from three different applications: (i) crashes from the Facebook Android mobile app, (ii) server-side performance regressions, and (iii) mobile simulations tests for performance. The characteristics of the three data sets are shown in Table III. For each application, using historical data gathered over a period of a year, we perform a train-test split at a particular chronological point in time. The training and testing data consist of bug reports from crashes or regressions, and commits from the respective candidate pools of those bug reports. As we will see soon, for each application we evaluate and compare several models. The training time, inference time, and vectorizer size in Table III are shown as an average computed over these models, as there is no significant difference among them.

A. RQ1: Accuracy of Bug2Commit

In this experiment, we evaluate the accuracy of Bug2Commit in correctly identifying the culprit commit given a bug report and a candidate set of commits. We use two standard metrics for this:

Application	Training data	Testing data	Candidate pool size	Training time	Inference time	Vectorizer size
Mobile app crashes	4,000 crashes, 25,000 commits	400 crashes	1000 commits	10 mins	< 30 secs	8,000 words
Server perf. regressions	175 perf. regressions, 11,000 commits	40 perf. regressions	300 commits	5 mins	< 2 mins	2,800 words
Mobile simulation tests	2250 regressing tests, 150,000 commits	550 regressing tests	275 commits	30 mins	< 3 mins	35,000 words

TABLE III
CHARACTERISTICS OF THE DATA SETS FOR THE THREE APPLICATIONS.

Application	Method	Top@1	Top@5	Top@10	MRR
Mobile app crashes	Locus	0.77	0.95	0.97	0.85
	Orca	0.82	0.95	0.97	0.88
	Bug2Commit	0.92	0.99	0.99	0.96
Server perf. regressions	Locus	0.63	0.71	0.83	0.69
	Orca	0.63	0.71	0.83	0.69
	Bug2Commit	0.78	0.88	0.90	0.83
Mobile simulation tests	Locus	0.24	0.46	0.53	0.35
	Orca	0.25	0.46	0.53	0.36
	Bug2Commit	0.25	0.46	0.57	0.36

TABLE IV
EVALUATION OF DIFFERENT METHODS ON TOP-K ACCURACY

(i) *Top@k*: This measures if the correct culprit commit is present in the top-k results returned. If the approach has a high top-1 accuracy, the result can often be used for downstream purposes automatically without a human involved. The workflows of some teams are suitable to adapt to this method, whereas other teams would still want to vet the results through an on-call engineer. For these cases, recent work on bug localization [3] found out that showing top-10 results offers a good balance between result quality and UI succinctness. Therefore, we choose $k = 1, 5, 10$ for this metric.

(ii) *Mean Reciprocal Rank (MRR)*: This is defined as the average of the reciprocal rank over the testing data. If r is the rank at which the correct culprit commit is present in a set of returned results, the reciprocal rank is $1/r$. The higher this value is, the closer the culprit commit is in general to the top results, leading to less effort required by an on-call engineer for further investigation.

We evaluate Bug2Commit based on these metrics. In order to also compare with existing IR-based localization methods, we choose the tf-idf based VSM model of Locus [32] since it is the closest work related to us. Orca [3] also uses a tf-idf based method but with a minor tweak – it also “trains” the weights using words from the query data, and we also choose this for comparison. Since the code is not available for these tools, we have re-implemented their models ourselves.

The results are shown in Table IV. We find that across all three applications, Bug2Commit performs at least as well or significantly better than both the baselines in both metrics. The biggest difference we can observe is 17% (71% vs 88%) in the top-5 accuracy in server side performance regressions. This shows that the fundamental technical difference of Bug2Commit in handling complex entities pays off. We also observe that for the mobile simulation tests application, Bug2Commit is only marginally better than the other methods, which we will come back to later in this section.

B. RQ2: Value-add of Bug2Commit to industrial processes

To answer this question, we have conducted an experiment by employing Bug2Commit for developer operations at Facebook and observing its impact for the three applications.

1) *Mobile app crashes*: In this application, one of the most critical problems faced by on-call engineers is that of a server-side change inducing a client-side regression, which can cause huge spikes in client crashes. This can happen due to cross-language queries and calls to backend services happening in app code. Although not common, these sudden client-server spikes are treated as severe events in Facebook, where the entire batch of commits could be halted until the issue is identified and triaged, potentially leading to large-scale disruptions for developers.

When this happens, on-call engineers are fully dedicated to the task of trying to stop the culprit commit from pushing to the entirety of the server fleet. However, due to differences in the programming languages used, coding conventions, and build processes between server and client code, these regressions are extremely difficult to localize. The process is largely manual, relying on the on-call engineer’s experience, and could take several hours.

Over a time period of 6 months, 7 such server-client regressions were detected, and Bug2Commit helped quickly localize 4 of them to the correct commit. In 3 out of the 4 cases, the culprit was the top-ranked result, while in the other case it was in the top-10. Without Bug2Commit, engineers would have spent hours attributing these bugs, whereas with Bug2Commit it was reduced to minutes. Among the 3 cases that Bug2Commit did not catch, 2 of them were because the symbols in stack trace for the query were corrupted (which was evident in the top words returned by Bug2Commit), and in 1 case Bug2Commit had mis-predicted.

2) *Server side performance regressions*: In this application, an on-call engineer is tasked to attribute a bug causing a server side performance regression to the correct developers. This is typically done by assigning the task to the author of the commit that is believed to be causing the bug. On-call engineers need to manually investigate all possible (hundreds of) candidates, consisting of code commits and config changes, to find the culprit. This could easily take 1-2 hours for experienced engineers and even longer for newer engineers.

However, with Bug2Commit, 90% of the time, on-call engineers need to look through just 10 candidates – a reduction of an order of magnitude – which can be done in a few minutes. In addition, if the difference in distance between the top-ranked candidate and the rest is significant, this indicates

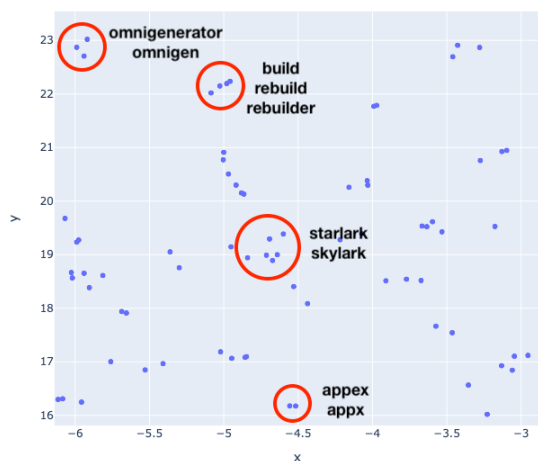


Fig. 5. 2-dimensional t-SNE plot of semantic word embeddings from fasttext

that Bug2Commit is highly confident that the top result is the culprit. In such cases, the bug can be auto-triaged to the correct developer, entirely removing the human from the loop.

3) *Mobile simulation tests*: This application is different from the others in that the consumer of localization is not a human but an automated system. The goal of this system is to find the correct culprit commit among a batch of commits in which a simulation test regresses in performance, and then attribute the regression to the commit’s author as usual. It employs a parallelized bisect algorithm, splitting the batch into several chunks, and recursively narrowing down the regression to a single commit. This bisect process takes several simulation steps to find the culprit among hundreds of commits. Since the tests are long and computationally expensive to run, each simulation step running various tests takes around 3 hours. This results in a median attribution time of about 9 hours.

With Bug2Commit, a list of 10 most likely culprit commits is immediately obtained, and a 3-hour simulation step is triggered on this set in parallel to the original bisect process. If Bug2Commit correctly caught the culprit, one of the simulations will reveal it, in which case the rest of the simulation steps and bisect are killed and the resources are freed. Otherwise, the bisect operation proceeds as usual. Essentially, Bug2Commit uses up additional resources for one simulation step upfront, with a 0.60 probability of avoiding several bisect and simulation steps later. In practice, this has translated to Bug2Commit reducing the median (mean) attribution time to 3 hours (7 hours) down from 9 hours (18 hours), a reduction of 67% (61%), while using the same amount of resources – a significant benefit at Facebook’s scale.

C. RQ3: Benefit of word embeddings

To answer this question we take a closer look at cases where Bug2Commit’s BM25 vectorizer fails to catch the culprit commit in the top-k results. In mobile crashes and server performance regressions, where Bug2Commit already performed well, these cases primarily involved lack of appropriate signals in the data needed to match terms. In mobile simulation tests,

Application	Method	Top@1	Top@5	Top@10	MRR
Mobile simulation tests	Locus	0.24	0.46	0.53	0.35
	Orca	0.25	0.46	0.53	0.36
	Bug2Commit	0.25	0.46	0.57	0.36
	B2C-fasttext	0.31	0.50	0.60	0.41

TABLE V

ACCURACY ON MOBILE SIMULATION TESTS WITH WORD EMBEDDINGS.

however, we observed that words did match between the query and candidates, but Bug2Commit, along with other methods, failed to catch them because the words appeared in synonymous forms. So, for this application, we used the weighted word embedding model of Bug2Commit, implemented using the fasttext [4] library. We used 100 dimensions for the size of the embedding space d , i.e., each word in the vocabulary is assigned a particular vector in a 100-dimensional space. To observe the embeddings visually, we project them onto two dimensions using t-SNE [17]. Fig. 5 plots a section of the resulting space with some groups of words highlighted.

From the plot, we observe that the model captures the semantics of words quite well, and maps synonymous words to nearby points in the space. For instance, words such as “omnigen” and “omnigenerator” mean the same to developers, but are simply coming from different parts of the code base with different naming conventions. Interestingly, the model is also able to capture more complex relationships between words, such as the build library name “skylark”, which was in fact renamed to “starlark” in a later version. Finally we also see it capturing typographical errors such as “appx” and mapping them to their correct version “appex”. This shows evidence that the word embeddings model is learning the semantics of words. Table V shows the evaluation of this model (B2C-fasttext) in comparison with Bug2Commit’s BM25 vectorizer and other methods. We see that the model’s ability to learn the semantics of words adds a clear benefit in this application, making it outperform all other approaches.

VI. PRACTICAL LIMITATIONS

While Bug2Commit has been successful in its applications at Facebook, the technique does have its limitations in general. Primarily, since Bug2Commit is based on word (embedding) level overlap between the bug report and candidate commits, it requires a number of features containing relevant words associated with both entities. Our features in Table II were sufficient for our use cases, but in cases where sufficient overlapping words are not present, Bug2Commit’s effectiveness can be greatly reduced. Secondly, Bug2Commit does not have a good way to weigh words from different features differently. For instance, it might be useful to provide more weight to words in the title of a bug report than in the hundreds of log lines. Bug2Commit’s BM25-based vectorizer only uses the frequency of words appearing in the corpus itself to weigh them, but not using domain knowledge such as the above. Thirdly, as with other machine-learning based approaches, Bug2Commit’s mis-predictions can end up potentially wasting time or resources. In our applications at Facebook, teams mitigate this effect to some extent by using the confidence

of the model in making a prediction (such as in Fig. 4). That is, if the model is not highly confident about a prediction, or if the most significant words do not make sense, the oncall would quickly decide to ignore the result. Nevertheless, this problem can occur in general and users of Bug2Commit should be aware of the possibility of mis-predictions.

VII. RELATED WORK

We already provided a brief summary of the related work in the introduction to this paper (see Section I and Table I), and the constraints from our setting that forced us to build Bug2Commit. Here we elaborate selectively on some of the related work, starting with the most closely related.

a) Localizing Bugs to Commits: Locus addresses the same problem in an IR-based approach that compares the words associated with a commit and the words in a bug report [32]. Orca also takes an IR-based approach and reports deploying a system for a large-scale, distributed, industrial system [3]. Their focus is on handling the frequent re-builds of the system through a build provenance graph. We compared Bug2Commit directly against prototypes of both Orca and Locus that we built ourselves, and found Bug2Commit to work better for us. Given that Bug2Commit is building upon IR-based methods, we reason that its primary benefit comes from its ability to handle complex entities and understanding semantics. This is expected, as Locus and Orca were not designed with these considerations which emerged uniquely in our setting.

ChangeLocator takes a learning-based approach that ranks all commits that change at least one method that appears in a stack trace [35]. In addition to most techniques in Table I, ChangeLocator also relies on statically analyzing the code base, which Bug2Commit avoids due to scalability issues.

b) Localizing Bugs to Files: A majority of previous work that uses IR for bug localization does so for files [21, 38, 29, 36, 37, 34, 19, 14, 26, 13]. This body of work has made the important connection that information retrieval techniques can be very fruitful in software engineering, where discovering relationship between different kinds of artifacts arises in many ways, and formal techniques using program dependence have not been as effective. We have built upon this work to adapt it to satisfy the constraint of our industrial setting. Not only did we need to use bug localization to commits rather than files, we also needed to factor in the high-level structure of the documents in how we modeled the problem.

c) Clustering and Prioritizing Crashes: The potentially large number of crashes revealed by fuzz-testing or widely deploying software has motivated work on clustering crashes, e.g., based on similarities of stack traces [7, 6], on repairs that prevent a crash [31], or other heuristics [12]. Once crashes are clustered, [5, 25] propose to help understanding the crash by identifying features that are unique to a cluster. Another line of work prioritizes crashes, e.g., based on the distribution of occurrences among users [10] or based on a prediction of how likely a crash will occur for other users [11]. All this work is orthogonal to the problem addressed here, and could

be used before localizing the culprit commit for a bug with Bug2Commit.

d) Coverage-based fault localization: A very popular line of previous work takes the position that a fine grain fault localization – down to lines of code – can be carried out, given a statement-level coverage of test executions, both passing tests and failing tests [8, 1, 16]. These methods try to recover the correlation of the failing tests to certain lines of code. This work is a bit orthogonal to our work, in that it may apply when it comes to an engineer trying to debug a particular crash, but it does not give a quick way to identify a blamed commit which must be either debugged or reverted. The main difference to coverage-based bug localization is that Bug2Commit does not require any coverage information, but only a crash trace that manifests the bug. Furthermore, the usefulness of these methods in debugging has lately been questioned by Parnin and Orso [22].

e) Other Related Work: Many techniques for automated program repair [15] rely on localizing where to fix a bug. Bug2Commit could serve as a starting point for repair of bugs that manifest through crashes. [9] address the problem of assigning a bug report to a developer team. Some of the past work in bug localization uses inputs beyond bug reports or crash traces, e.g., by also considering meta-data from version histories, such as files involved in fixing past bugs [37, 14]. Bug2Commit does not require this kind of meta-data, but could possibly benefit from it.

VIII. CONCLUSION

We conclude with a summary of our perspective on IR-based bug localization by introspecting what we have accomplished in this work. Bug2Commit does not solve a new problem, it in fact builds upon existing work in IR-based bug localization. Instead, what we have done is evaluate these methods at a real world large-scale industrial setting, Facebook, with practical considerations that would not typically arise in other contexts. Our evaluation has revealed shortcomings of existing approaches. Utilizing a suite of enhancements, Bug2Commit pushes the boundary of IR-based localization in practice. We have shown that Bug2Commit is better in two applications, but we have already found one application where more work had to be done to boost its performance higher and make a significant impact to Facebook’s developer operations.

In addition to performance, there are also secondary concerns that are orthogonal to this work. For example, there exists a trade-off between complexity of a model and its interpretability – the word embeddings model might be good at understanding semantics, but it is not as easily interpretable as simple word weights from BM25 or tf-idf. Interpretability of a model is important for engineers to build trust in its predictions, independent of how accurate the model can be. Owing to these considerations, we posit that there is still more room for improvement for industrial applications of IR-based localization methods, and that they are not a panacea, based on our perspective from Facebook.

REFERENCES

- [1] R. Abreu, P. Zoetewij, and A. J. Van Gemund. "On the accuracy of spectrum-based fault localization". In: *Testing: Academic and Industrial Conference Practice and Research Techniques-MUTATION (TAICPART-MUTATION 2007)*. IEEE, 2007, pp. 89–98.
- [2] J. Beales and J. Dunn. *MobileLab: Highly accurate testing to prevent mobile performance regressions*. 2018 (accessed October 16, 2020).
- [3] R. Bhagwan, R. Kumar, C. S. Maddila, and A. A. Philip. "Orca: Differential Bug Localization in Large-Scale Services". In: *13th USENIX Symposium on Operating Systems Design and Implementation, OSDI 2018, Carlsbad, CA, USA, October 8-10, 2018*. 2018, pp. 493–509.
- [4] P. Bojanowski, E. Grave, A. Joulin, and T. Mikolov. "Enriching Word Vectors with Subword Information". In: *TACL 5 (2017)*, pp. 135–146.
- [5] M. Castelluccio, C. Sansone, L. Verdoliva, and G. Poggi. "Automatically analyzing groups of crashes for finding correlations". In: *Proceedings of the 2017 11th Joint Meeting on Foundations of Software Engineering, ESEC/FSE 2017, Paderborn, Germany, September 4-8, 2017*. 2017, pp. 717–726.
- [6] Y. Dang, R. Wu, H. Zhang, D. Zhang, and P. Nobel. "ReBucket: A method for clustering duplicate crash reports based on call stack similarity". In: *34th International Conference on Software Engineering, ICSE 2012, June 2-9, 2012, Zurich, Switzerland*. 2012, pp. 1084–1093.
- [7] T. Dhaliwal, F. Khomh, and Y. Zou. "Classifying field crash reports for fixing bugs: A case study of Mozilla Firefox". In: *IEEE 27th International Conference on Software Maintenance, ICSM 2011, Williamsburg, VA, USA, September 25-30, 2011*. 2011, pp. 333–342.
- [8] J. A. Jones, M. J. Harrold, and J. T. Stasko. "Visualization of test information to assist fault localization". In: *Proceedings of the 24th International Conference on Software Engineering, ICSE 2002, 19-25 May 2002, Orlando, Florida, USA*. 2002, pp. 467–477.
- [9] L. Jonsson, M. Borg, D. Broman, K. Sandahl, S. Eldh, and P. Runeson. "Automated bug assignment: Ensemble-based machine learning in large scale industrial contexts". In: *Empirical Software Engineering 21.4 (2016)*, pp. 1533–1578.
- [10] F. Khomh, B. Chan, Y. Zou, and A. E. Hassan. "An Entropy Evaluation Approach for Triaging Field Crashes: A Case Study of Mozilla Firefox". In: *18th Working Conference on Reverse Engineering, WCRE 2011, Limerick, Ireland, October 17-20, 2011*. 2011, pp. 261–270.
- [11] D. Kim, X. Wang, S. Kim, A. Zeller, S. Cheung, and S. Park. "Which Crashes Should I Fix First?: Predicting Top Crashes at an Early Stage to Prioritize Debugging Efforts". In: *IEEE Trans. Software Eng.* 37.3 (2011), pp. 430–447.
- [12] K. Kinshumann, K. Glerum, S. Greenberg, G. Aul, V. R. Orgovan, G. Nichols, D. Grant, G. Loihle, and G. C. Hunt. "Debugging in the (very) large: ten years of implementation and experience". In: *Commun. ACM* 54.7 (2011), pp. 111–116.
- [13] A. Koyuncu, T. F. Bissyandé, D. Kim, K. Liu, J. Klein, M. Monperus, and Y. L. Traon. "D&C: A Divide-and-Conquer Approach to IR-based Bug Localization". In: *IEEE Transactions on Software Engineering* (2019).
- [14] A. N. Lam, A. T. Nguyen, H. A. Nguyen, and T. N. Nguyen. "Combining Deep Learning with Information Retrieval to Localize Buggy Files for Bug Reports (N)". In: *30th IEEE/ACM International Conference on Automated Software Engineering, ASE 2015, Lincoln, NE, USA, November 9-13, 2015*. 2015, pp. 476–481.
- [15] C. Le Goues, M. Pradel, and A. Roychoudhury. "Automated program repair". In: *Commun. ACM* 62.12 (2019), pp. 56–65.
- [16] X. Li, S. Zhu, M. d'Amorim, and A. Orso. "Enlightened debugging". In: *Proceedings of the 40th International Conference on Software Engineering, ICSE 2018*.
- [17] L. v. d. Maaten and G. Hinton. "Visualizing data using t-SNE". In: *Journal of machine learning research* 9.Nov (2008), pp. 2579–2605.
- [18] T. Mikolov, I. Sutskever, K. Chen, G. S. Corrado, and J. Dean. "Distributed Representations of Words and Phrases and their Compositionality". In: *Advances in Neural Information Processing Systems 26: 27th Annual Conference on Neural Information Processing Systems 2013. Proceedings of a meeting held December 5-8, 2013, Lake Tahoe, Nevada, United States*. 2013, pp. 3111–3119.
- [19] L. Moreno, J. J. Treadway, A. Marcus, and W. Shen. "On the Use of Stack Traces to Improve Text Retrieval-Based Bug Localization". In: *30th IEEE International Conference on Software Maintenance and Evolution, Victoria, BC, Canada, September 29 - October 3, 2014*. 2014, pp. 151–160.
- [20] E. C. Neto, D. A. da Costa, and U. Kulesza. "The impact of refactoring changes on the SZZ algorithm: An empirical study". In: *2018 IEEE 25th International Conference on Software Analysis, Evolution and Reengineering (SANER)*. 2018, pp. 380–390.
- [21] A. T. Nguyen, T. T. Nguyen, J. M. Al-Kofahi, H. V. Nguyen, and T. N. Nguyen. "A topic-based approach for narrowing the search space of buggy files from a bug report". In: *26th IEEE/ACM International Conference on Automated Software Engineering (ASE 2011), Lawrence, KS, USA, November 6-10, 2011*. 2011, pp. 263–272.
- [22] C. Parnin and A. Orso. "Are Automated Debugging Techniques Actually Helping Programmers?" In: *ISSTA '11*. 2011.
- [23] J. Pérez-Iglesias, J. R. Pérez-Agüera, V. Fresno, and Y. Z. Feinstein. "Integrating the Probabilistic Models BM25/BM25F into Lucene". In: *CoRR abs/0911.5046 (2009)*.
- [24] M. Pradel, V. Murali, R. Qian, M. Machalica, E. Meijer, and S. Chandra. "Scaffle: bug localization on millions of files". In: *Proceedings of the 29th ACM SIGSOFT International Symposium on Software Testing and Analysis*. 2020, pp. 225–236.
- [25] R. Qian, Y. Yu, W. Park, V. Murali, S. Fink, and S. Chandra. "Debugging Crashes Using μ Continuous μ i Contrast Set Mining". In: *Proceedings of the ACM/IEEE 42nd International Conference on Software Engineering: Software Engineering in Practice. ICSE-SEIP '20*. New York, NY, USA: Association for Computing Machinery, 2020, pp. 61–70.
- [26] M. M. Rahman and C. K. Roy. "Improving IR-based bug localization with context-aware query reformulation". In: *Proceedings of the 2018 ACM Joint Meeting on European Software Engineering Conference and Symposium on the Foundations of Software Engineering, ESEC/SIGSOFT FSE 2018, Lake Buena Vista, FL, USA, November 04-09, 2018*. 2018, pp. 621–632.
- [27] S. Robertson, S. Walker, M. Beaulieu, M. Gatford, and A. Payne. "Okapi at TREC-4". In: *In Proceedings of the 4th Text REtrieval Conference (TREC-4)*. 1996, pp. 73–96.
- [28] S. Sachdev, H. Li, S. Luan, S. Kim, K. Sen, and S. Chandra. "Retrieval on source code: a neural code search". In: *Proceedings of the 2nd ACM SIGPLAN International Workshop on Machine Learning and Programming Languages*. ACM, 2018, pp. 31–41.
- [29] R. K. Saha, M. Lease, S. Khurshid, and D. E. Perry. "Improving bug localization using structured information retrieval". In: *2013 28th IEEE/ACM International Conference on Automated Software Engineering, ASE 2013, Silicon Valley, CA, USA, November 11-15, 2013*. 2013, pp. 345–355.
- [30] J. Śliwerski, T. Zimmermann, and A. Zeller. "When do changes induce fixes?" In: *ACM sigsoft software engineering notes* 30.4 (2005).
- [31] R. van Tonder, J. Kotheimer, and C. Le Goues. "Semantic crash bucketing". In: *Proceedings of the 33rd ACM/IEEE International Conference on Automated Software Engineering, ASE 2018, Montpellier, France, September 3-7, 2018*. 2018, pp. 612–622.
- [32] M. Wen, R. Wu, and S. Cheung. "Locus: locating bugs from software changes". In: *Proceedings of the 31st IEEE/ACM International Conference on Automated Software Engineering, ASE 2016, Singapore, September 3-7, 2016*. 2016, pp. 262–273.
- [33] C. Williams and J. Spacco. "SZZ revisited: verifying when changes induce fixes". In: *Jan*. 2008, pp. 32–36.
- [34] C.-P. Wong, Y. Xiong, H. Zhang, D. Hao, L. Zhang, and H. Mei. "Boosting bug-report-oriented fault localization with segmentation and stack-trace analysis". In: *2014 IEEE International Conference on Software Maintenance and Evolution*. IEEE, 2014, pp. 181–190.
- [35] R. Wu, M. Wen, S. Cheung, and H. Zhang. "ChangeLocator: locate crash-inducing changes based on crash reports". In: *Empirical Software Engineering* 23.5 (2018), pp. 2866–2900.
- [36] R. Wu, H. Zhang, S. Cheung, and S. Kim. "CrashLocator: locating crashing faults based on crash stacks". In: *International Symposium on Software Testing and Analysis, ISSTA '14, San Jose, CA, USA - July 21 - 26, 2014*. 2014, pp. 204–214.
- [37] X. Ye, R. C. Bunescu, and C. Liu. "Learning to rank relevant files for bug reports using domain knowledge". In: *Proceedings of the 22nd ACM SIGSOFT International Symposium on Foundations of Software Engineering, (FSE-22), Hong Kong, China, November 16 - 22, 2014*. 2014, pp. 689–699.
- [38] J. Zhou, H. Zhang, and D. Lo. "Where should the bugs be fixed? More accurate information retrieval-based bug localization based on bug reports". In: *34th International Conference on Software Engineering, ICSE 2012, June 2-9, 2012, Zurich, Switzerland*. 2012, pp. 14–24.