

Observing the suppression of superconductivity in $\text{RbEuFe}_4\text{As}_4$ by correlated magnetic fluctuations

D. Collomb,^{1,*} S. J. Bending,¹ A. E. Koshelev,² M. P. Smylie,^{2,3} L. Farrar,¹
J.-K. Bao,² D. Y. Chung,² M. G. Kanatzidis,^{2,4} W.-K. Kwok,² and U. Welp²

¹*University of Bath, Claverton Down, Bath, BA2 7AY, United Kingdom*

²*Materials Science Division, Argonne National Laboratory,
9700 S. Cass Ave., Lemont, Illinois 60439, USA*

³*Department of Physics and Astronomy, Hofstra University, Hempstead, New York, 11549, USA*

⁴*Department of Chemistry, Northwestern University, Evanston, Illinois, 60208, USA*

(Dated: October 21, 2020)

In this letter, we describe quantitative magnetic imaging of superconducting vortices in $\text{RbEuFe}_4\text{As}_4$ in order to investigate the unique interplay between the magnetic and superconducting sublattices. Our scanning Hall microscopy data reveal a pronounced suppression of the superfluid density near the magnetic ordering temperature in good qualitative agreement with a recently-developed model describing the suppression of superconductivity by correlated magnetic fluctuations. These results indicate a pronounced exchange interaction between the superconducting and magnetic subsystems in $\text{RbEuFe}_4\text{As}_4$ with important implications for future investigations of physical phenomena arising from the interplay between them.

The interplay between magnetism and superconductivity has intrigued scientists for decades¹⁻³. Unlike the coexistence of ferromagnetism and superconductivity in unconventional spin-triplet uranium compounds^{4,5}, their coexistence in spin-singlet superconductors is generally unfavourable because the magnetic exchange field destroys opposite spin Cooper pairs¹⁻³. Nevertheless, a growing number of rare spin-singlet superconductors with a magnetic transition temperature, T_m , below the superconducting transition temperature, T_c , has been discovered. This includes the rare-earth (R) based materials RRh_4B_4 ⁶, RMO_8S_8 ⁷, in which magnetic ordering eventually destroys superconductivity, and also the nickel borocarbides with full co-existence of superconductivity and magnetism^{8,9}. The magnetic moments in these compounds reside in sublattices that are spatially separated from the superconducting electrons, thus the magnetic exchange interaction is weak enough to allow for the coexistence of superconductivity and magnetism below their respective transition temperatures¹⁰.

One family with growing prominence in this field is the europium-containing iron pnictides^{11,12}. These typically exhibit high T_c s in excess of 30K, and somewhat lower magnetic ordering temperatures (15K-20K). Hence the strong superconducting pairing, relatively large magnetic exchange interaction and wide temperature window makes them ideal materials to investigate emerging new physical phenomena. Unlike the Eu-122 compounds, which require doping¹³⁻¹⁷, or the application of pressure to obtain superconducting and magnetic transitions^{18,19}, the stoichiometric 1144 compounds (e.g. $\text{RbEuFe}_4\text{As}_4$ and $\text{CsEuFe}_4\text{As}_4$) yield both under ambient conditions²⁰⁻²³. The Eu atoms in $\text{RbEuFe}_4\text{As}_4$ carry large, spin-only moments that undergo long-range ordering at 15K. Below the magnetic transition temperature these moments exhibit in-plane alignment, and there is a large anisotropy of the in-plane and out-of-plane ex-

change constants²⁴. This makes it distinct from materials where the moments order along the c-axis, which can create their own unique states of vortex matter linked to ferromagnetic stripe domain structures such as in $\text{EuFe}_2(\text{As}_{0.79}\text{P}_{0.21})_2$ ²⁵. Neutron scattering experiments have revealed helical ordering of successive layers with a period of 4 unit cells along the c-axis due to a weak antiferromagnetic exchange interaction in this direction²⁶.

Although the magnetic structure in $\text{RbEuFe}_4\text{As}_4$ is now quite well understood, its impact on the coexisting superconductivity is still unclear. Above the magnetic ordering temperature fluctuating magnetic moments are thought to suppress superconductivity via magnetic scattering²⁷⁻²⁹, while in the vicinity of T_m these moments become strongly correlated, further enhancing this suppression³⁰⁻³². Optical conductivity measurements probing the $\text{RbEuFe}_4\text{As}_4$ superconducting gap revealed a small drop in $\Delta(T)$ as T_m is approached from above, followed by a recovery at lower temperatures³³. Additionally, magnetic force microscopy (MFM) imaging of vortices revealed a gradual reduction in vortex density below $\sim 18\text{K}$, which drops to a weak minimum at $\sim 12\text{K}$ and recovers again at lower temperatures, further hinting at a weak interaction between the superconducting and magnetic subsystems³³. The analysis of the MFM measurements was, however, limited to counting vortex numbers as a function of temperature, rather than a direct investigation of the vortex structures themselves. On the other hand, recent angle resolved photoemission spectroscopy (ARPES) reveals no significant suppression of the superconducting gaps around the magnetic ordering temperature and DFT calculations show that the topology and orbital character of the Fe3d band do not strongly depend on the magnetic order, although the band structure evidently exhibits a degree of sensitivity to it³⁴. However, these measurements would not capture the full impact of the effect of magnetic fluctua-

tions on superconductivity as the relative exchange correction to the gap is predicted to be significantly smaller than the correction to the superfluid density³². Here we use high-resolution scanning Hall microscopy (SHM) to investigate the influence of magnetism on individual superconducting vortices and directly extract the temperature dependence of the penetration depth, $\lambda(T)$, and the superfluid density, $\rho_s(T)$. This approach has the advantage that it is not influenced by the statistical nature of vortex patterns or by internal flux pumping effects by the magnetic sublattice³⁵.

The exchange interaction between the localized moments and Cooper pairs is expected to suppress the superfluid density. In the paramagnetic phase, in the regime when the exchange-field correlation length ξ_h is much smaller than the in-plane coherence length ξ_s , this suppression is caused by magnetic scattering and very similar to the case of magnetic impurities^{28,29}. However, as the correlation length diverges for $T \rightarrow T_m$, it always exceeds ξ_s in the vicinity of T_m leading to a different 'smooth' regime of interaction between the magnetic and superconducting subsystems. In the case of $\text{RbEuFe}_4\text{As}_4$, ξ_s is very small^{24,36}, resulting in a 'smooth' regime across a significant temperature range. The crossover between these 'scattering' and 'smooth' regimes has been quantitatively described in Ref.³² and results are summarized in the Supplementary materials³⁷. The correction to ρ_s has two main temperature dependencies: via the ratio $T/\Delta_0(T)$, and via the correlation length $\xi_h(T)$. In the vicinity of T_m the second of these dependencies is expected to dominate, whereas across a wider temperature range both are expected to contribute.

We have used SHM to image discrete vortices in high-quality $\text{RbEuFe}_4\text{As}_4$ crystals, and studied the influence of the emerging magnetic order on the penetration depth, $\lambda(T)$, and the superfluid density, $\rho_s(T)$ ³⁸. SHM has the advantage of being a quantitative, and non-invasive magnetic imaging technique that allows the magnetic penetration depth to be directly obtained from model fits. The temperature-dependent superfluid density has then been calculated assuming $\rho_s(T) \propto \lambda(T)^{-2}$, and exhibits a very substantial drop in the vicinity of T_m . A direct comparison between our data and the model suggests that there must be a noticeable exchange interaction between the Eu^{2+} moments and Cooper pairs that substantially suppresses superconductivity near T_m . A recovery of the superfluid density at lower temperatures reflects a reduction of the magnetic correlation length and resulting weakening of the magnetic scattering. The good qualitative agreement with our model represents an important step forward in our understanding of the subtle physics at play in magnetic superconductors.

High-quality single crystals of $\text{RbEuFe}_4\text{As}_4$ were grown using a RbAs flux, yielding flat, rectangular platelet-like crystals with lateral dimensions of ~ 1 mm in the a - b plane and thickness $\sim 60 \mu\text{m}$ parallel to the c axis²². X-ray diffraction and specific heat measurements have previously confirmed that the crystals are single-phase

material without EuFe_2As_2 inclusions²². $\text{RbEuFe}_4\text{As}_4$ has a simple tetragonal structure and a $P4/mmm$ space group, with one formula per unit cell and lattice constants $a = b = 3.88 \text{ \AA}$ and $c = 13.27 \text{ \AA}$ ²². A single unit cell of the crystal structure and atom-to-atom bonding is shown in the inset of Fig. 1. The high quality of the crystals was confirmed via electronic transport and magnetization measurements. These were performed by attaching gold wires with silver paint in a standard 4-lead Hall bar configuration, and the in-plane resistivity then measured as a function of temperature. This is shown in Fig. 1, revealing a superconducting transition of $\sim 37\text{K}$. The magnetic susceptibility as a function of temperature was measured with a commercial magnetic property measurement system (MPMS3, Quantum Design) with magnetic fields applied along the c -axis revealing a magnetic transition at $\sim 15\text{K}$.

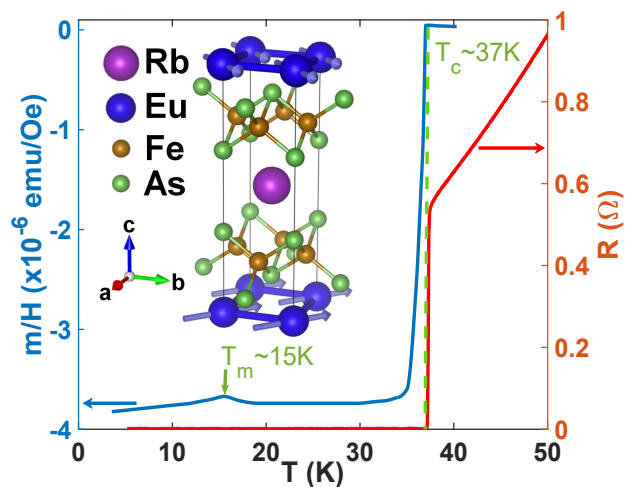


FIG. 1. Temperature dependence of the in-plane resistivity of $\text{RbEuFe}_4\text{As}_4$ near the superconducting transition, and the magnetic susceptibility of a zero-field-cooled $\text{RbEuFe}_4\text{As}_4$ single-crystal with a 10Oe magnetic field applied along the c -axis. The inset shows one unit cell of $\text{RbEuFe}_4\text{As}_4$, where the magnetic structure of the Eu sublattice is indicated.

To prepare samples for SHM a crystal of $\text{RbEuFe}_4\text{As}_4$ was glued flat on a gold-coated Si substrate and mechanically cleaved immediately prior to coating with a $\text{Cr}(5\text{nm})/\text{Au}(40\text{nm})$ film (c.f., Fig. 2 (a)). This ensured good electrical contact between the scanning tunnelling microscopy (STM) tunnelling tip on the SHM sensor and the sample surface. The Hall probe used was based on a $\text{GaAs}/\text{AlGaAs}$ heterostructure two-dimensional electron gas defined by the intersection of two 700nm wide wires. This was located $\sim 5 \mu\text{m}$ from the gold-coated corner of a deep mesa etch acting as the STM tip³⁸. The Hall probe was mounted at an angle of approximately 1° with respect to the sample plane, ensuring that the STM tip is always the closest point to the sample surface. The Hall probe was approached to the sample until a threshold tunnel current was reached at which point the probe was manually lifted out of tunnelling by $\sim 50\text{nm}$ for rapid 'fly-

ing mode' scanning. From this a two-dimensional map of the magnetic induction across the surface of the sample was obtained³⁸, and several images were then averaged frame-by-frame to suppress low-frequency noise from the Hall probe.

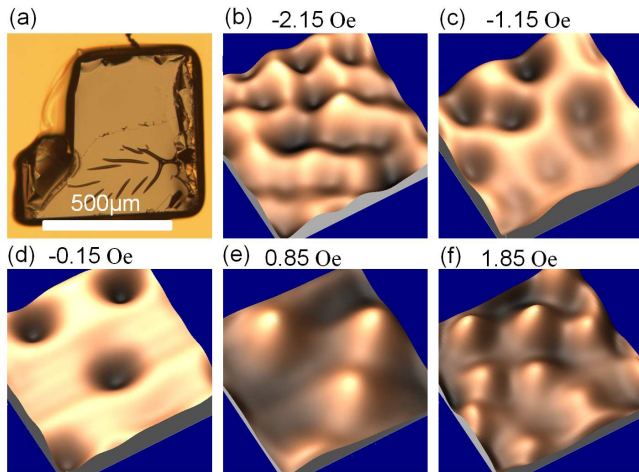


FIG. 2. (a) Optical micrograph of a RbEuFe₄As₄ single crystal after cleaving and deposition of a conductive coating. (b) - (f): Three dimensional SHM images of vortices in a RbEuFe₄As₄ single crystal after field-cooling to 30K in applied perpendicular fields between -2.15Oe and 1.85Oe³⁹. The scan size is 12.6μm × 12.6μm. Vertical scales span 0.4G (-2.15Oe), 0.5G (-1.15Oe), 0.8G (-0.15Oe), 0.7G (0.85Oe), 0.5G (1.85Oe).

Figure 2 (b) - (f) displays vortex-resolved SHM images for a RbEuFe₄As₄ crystal after field-cooling to 30K from above T_c at various small, perpendicular applied magnetic fields between -2.15Oe and 1.85Oe. Note that these are nominal applied fields and in practice the sample also sees contributions from the earth's field as well as nearby ferrous materials. The scan range of the piezoelectric scanner is strongly temperature dependent and varies from 8.5μm × 8.5μm to 13.5μm × 13.5μm between 10K and 35K. Even below T_m, we can attribute all the magnetic contrast in the images to vortices and see no sign of c-axis fields associated with domain walls between magnetic domains. This differs from the MFM images in Ref.³³ which showed the presence of such stray magnetic fields at temperatures below T_m. It is possible that these domain-wall fields are also present in our sample on much larger length scales than we probe in our measurements.

A sample was then field-cooled at $H_z = -1.35\text{Oe}$ from the normal state and images captured at several fixed temperatures down to 10K. Profiles of one particular vortex at a few selected temperatures are presented in Fig. 3. The influence of the long-range magnetic ordering is clearly reflected in the peak amplitude of the vortex which weakens (and broadens) as we approach 15K from above. The amplitude then starts to grow again at lower temperatures. The same behaviour is observed in our detailed analysis of the temperature-dependence of four distinct vortices in two different crystals. We also observe an unexpected increase in low-frequency noise in our images between 20K and 15K in a regime where the intrinsic Hall sensor noise would normally fall as the temperature is lowered, see Supplementary Materials³⁷ for more details. We tentatively associate this additional noise with magnetic fluctuations near the sample surface that have not been screened out by superconductivity. We also checked that there was no detectable hysteresis in the influence of the long-range magnetic order on the vortices by capturing images at both increasing and decreasing temperatures.

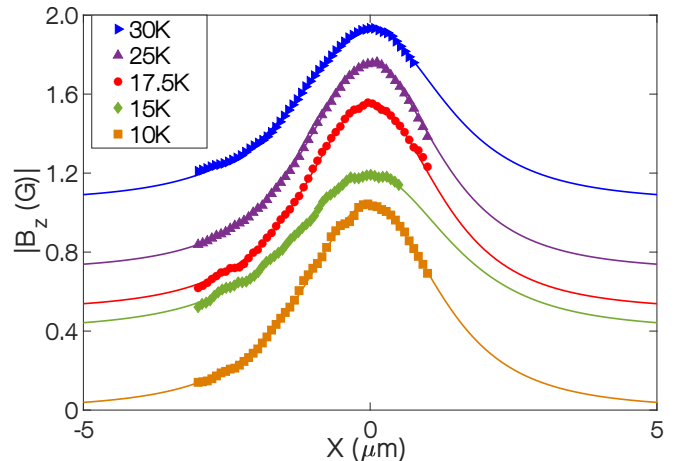


FIG. 3. Vortex profiles extracted from SHM images captured after field-cooling in $H_z = -1.35\text{Oe}$ to various fixed temperatures with superimposed fits to a modified Clem model, Eq. (1).

To investigate this behavior further, we have performed a quantitative analysis of the temperature-dependent vortex profiles $B_z(x_0, z, \lambda)$ by fitting them to a modified Clem model^{40,41} to extract the magnetic penetration depth, $\lambda(T)$,

$$B_z(x_0, z, \lambda) = \frac{\Phi_0}{2\pi w^2 \lambda K_1\left(\frac{\xi_s}{\lambda}\right)} \int_{-w/2}^{w/2} dy \int_{x_0-w/2}^{x_0+w/2} dx \int_0^\infty q dq \frac{K_1\left(\sqrt{q^2 + \lambda^{-2}} \xi_s\right) \exp(-qz) J_0\left(q\sqrt{x^2 + y^2}\right)}{\sqrt{q^2 + \lambda^{-2}} + q}, \quad (1)$$

where z is the sensor scan height measured from the sam-

ple surface, $w = 0.5\mu\text{m}$ is the electronic width of the Hall

probe, K_1 and J_0 are Bessel functions, ξ_s is the coherence length for which we assume $\xi_s = 1.46\text{nm}/\sqrt{1-T/T_c}$, and Φ_0 is the flux quantum. Fits to Eq. (1) have been superimposed on the measured profiles in Figure 3 showing excellent agreement. The value of $z = 1.45 \pm 0.01 \mu\text{m}$ extracted from fits is consistent with the sensor tilt angle used. The same scan height was maintained at all other temperatures and, although it is large compared to the penetration depth we are trying to measure, we are nevertheless able to extract values of $\lambda(T)$ from fits with good accuracy (c.f., inset to Fig. 4).

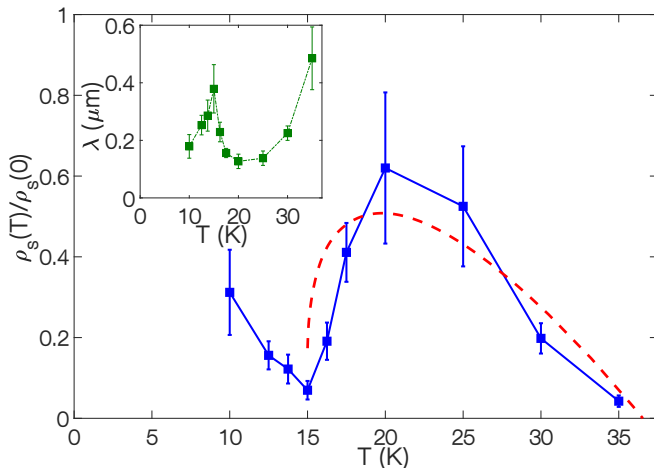


FIG. 4. Temperature dependence of the normalised superfluid density, $\rho_s(T)/\rho_s(0)$ (solid symbols), and a fit to the model described in the text (dashed line). The inset shows a plot of the normalised penetration depth as a function of temperature extracted for one vortex from fits to a modified Clem model, Eq. (1).

The normalised superfluid density, $\rho_s(T)/\rho_s(0) = \lambda(0)^2/\lambda(T)^2$, is plotted as a function of temperature in the main panel of Fig. 4. The zero temperature penetration depth, $\lambda(0) = 100 \pm 18\text{nm}$, has been estimated from the specific heat jump and a temperature dependence, $\lambda(T) = \lambda(0)/\sqrt{1-(T/T_c)^2}$, assumed between 20K and 35K.⁴² The large vertical error bars arise from the impact of the sensor noise level on the vortex profile fitting process combined with uncertainties in the estimated scan height, z .

The bare penetration depth is modified by the exchange interaction with the localized Eu^{2+} moments. This effect becomes especially pronounced in the vicinity of the magnetic transition, where the moments become strongly correlated. The quantitative description of the suppression of superconducting parameters by correlated magnetic fluctuations has been elaborated in Ref.³². In the Supplementary materials³⁷, we summarize the results for the correction to the superfluid density which we use for the modeling of the data. The relative correction is proportional to the square of the amplitude of the exchange field, h_0 , and depends on two ratios, $T/\Delta_0(T)$ and $\xi_s(T)/\xi_h(T)$. We also account for renormalization

of parameters due to the nonlocality of the exchange interaction described by the range a_J , $\xi_h^2 = \xi_s^2 + 2a_J^2$ and $\tilde{h}_0^2 = h_0^2 \xi_s^2 / \xi_h^2$, where ξ_s is the spin correlation length. We assume the Berezinskii-Kosterlitz-Thouless (BKT) shape for the latter, $\xi_s(T) = a \exp[b\sqrt{T_m/(T-T_m)}]$, where $a = 0.39\text{nm}$ is the in-plane Eu atom spacing, and we use the numerical factor b as a fit parameter.

We plot the results of our model as a dashed line alongside our data using the amplitude of the exchange field, $h_0 = 15\text{K}$, a zero temperature superconducting gap, $\Delta(0) = 2\text{meV}$, a BKT constant $b = 1$, and the nonlocality range $a_J = 3a$. We use the BCS temperature dependence to describe $\Delta(T)$, which is corrected in the model for the magnetic exchange interaction. The Ginzburg-Landau coherence length is estimated to be $\xi^{GL} = 1.46\text{nm}$, deduced from the linear slope of the c -axis upper critical field near T_c ^{24,36}.

The strong suppression of superfluid density in the vicinity of T_m is remarkable and was not previously observed in $\text{RbEuFe}_4\text{As}_4$ or indeed any other ferromagnetic-superconductor, although this possibility was recently suggested by Willa et al.³⁶. This is also in apparent conflict with the analysis of recent ARPES measurements which concluded that the two sublattices are almost fully decoupled³⁴. To understand the temperature-dependent trend of the suppression seen in our data in Fig. 4, we turn to our model. Comparing the measured normalised ρ_s with predictions of the model, we find good qualitative agreement with our 2D BKT description of the magnetic correlations above the magnetic transition temperature, $T_m = 15\text{K}$, confirming the nature of the ordering and its impact through $\xi_h(T)$ on superconductivity in the vicinity of T_m . The temperature-dependent magnetic correlation length, $\xi_h(T)$, which is governed by the constant, b , is responsible for the wide temperature range over which the magnetic ordering influences the superconducting parameters. Above T_m , the suppression decreases rapidly as temperature increases, while the shift in T_c is $\sim 1\text{K}$. Although the suppression of superfluid density is quite large, the fitted magnetic exchange constant remains moderate at $h_0 \approx 0.4T_c$. This is still significantly smaller than exchange constants estimated for the ternary compounds, which are several orders of magnitude larger than T_c ³. This suggests a weak enough coupling between Eu moments and Cooper pairs in our material that superconductivity is never destroyed, yet one that is strong enough to have a substantial impact on the superconducting parameters near T_m . We emphasize that our model is a qualitative one and at best only qualitative agreement with our data is expected. In particular, the model assumes two-dimensional scattering behavior across the whole temperature range, $T > T_m$, while this assumption must break down in the vicinity of the magnetic transition where a crossover to a three-dimensional regime takes place. In addition, the BCS expressions we have used for the temperature dependence of the gap and penetration depth were derived for single-band materials, whereas $\text{RbEuFe}_4\text{As}_4$ has a more complicated multiband

structure. Nevertheless, the qualitative agreement between the model and data validates our simple assumptions in this fascinating magnetic superconducting material.

In conclusion, we have directly quantified the temperature-dependent superfluid density in RbEuFe₄As₄ crystals to reveal a significant suppression of superconductivity due to correlated quasi-two-dimensional magnetic fluctuations, despite the apparent spatial separation of the two sublattices. Although insufficient to completely destroy superconductivity, this suggests a significant influence of the exchange interaction on the superconducting subsystem. Our results will stimulate additional investigations into the properties of RbEuFe₄As₄, and other magnetic-superconductors, building on the existing analytical model.

We acknowledge support from the U.S. Department of Energy, Office of Science, Basic Energy Sciences, Materials Sciences and Engineering Division for the crystal growth, theoretical modelling and magnetotransport measurements. Financial support was also provided by the Engineering and Physical Sciences Research Council (EPSRC) in the UK under grant nos. EP/R007160/1, and the Nanocohybi COST Action CA-16218. D.C. acknowledges financial support from the Lloyds Register Foundation ICON (award nos. G0086) and L.F. from the EPSRC Centre for Doctoral Training in Condensed Matter Physics, Grant No. EP/L015544/1.

Appendix A: Theoretical model for suppression of superfluid density by correlated quasi-two-dimensional magnetic fluctuations

The suppression of the superconducting gap and superfluid density by correlated magnetic fluctuations in the vicinity of the magnetic transition has been evaluated recently in Ref.³² and here we summarize the results for the superfluid density with small generalization accounting for the nonlocality of the exchange interactions. The model assumes a clean layered magnetic superconductor in which a continuous magnetic transition takes place inside superconducting state. Increase of the exchange-field correlation length ξ_h in the vicinity of the magnetic transition enhances suppression of superconductivity. The influence of nonuniform exchange field on superconducting parameters is very sensitive to the relation between ξ_h , and superconducting coherence length ξ_s defining the 'scattering' ($\xi_h < \xi_s$) and 'smooth' ($\xi_h > \xi_s$) regimes. The model in Ref.³² provides a quantitative description of this 'scattering-to-smooth' crossover for the case of quasi-two-dimensional magnetic fluctuations.

For a material composed of magnetic and superconducting layers, the exchange field acting on the conduction electron spins has the form

$$\mathbf{h}_n(\mathbf{r}) = - \sum_{m, \mathbf{R}} J_{nm}(\mathbf{r} - \mathbf{R}) \mathbf{S}_m(\mathbf{R}) \quad (\text{A1})$$

where the indices n and m correspond to conducting and magnetic layers, respectively, $\mathbf{S}_m(\mathbf{R})$ are localized spins, and $J_{nm}(\mathbf{r} - \mathbf{R})$ are the exchange constants. In the paramagnetic state the field $\mathbf{h}_n(\mathbf{r})$ is random and the Fourier transform of the exchange-field correlation function for an isolated layer is

$$\langle |\mathbf{h}_{\mathbf{q}}|^2 \rangle = \sum_m [J_{nm}(\mathbf{q})]^2 \langle |\mathbf{S}_{\mathbf{q}}|^2 \rangle. \quad (\text{A2})$$

We neglect magnetic correlation between different magnetic layers and assume the spin correlation function for an isolated layer in the standard form

$$\langle |\mathbf{S}_{\mathbf{q}}|^2 \rangle = \frac{2\pi S_0^2 \xi_S^2 / \ln(\xi_S/a)}{1 + \xi_S^2 q^2}. \quad (\text{A3})$$

It is normalized by the condition $\int \frac{d^2 \mathbf{q}}{(2\pi)^2} \langle |\mathbf{S}_{\mathbf{q}}|^2 \rangle = S_0^2$, where S_0 is the magnitude of spin (7/2 for Eu²⁺). As in RbEuFe₄As₄ the magnetic and superconducting layers are separated, the exchange interaction is most likely indirect and has significant nonlocality. We assume a simple shape for $J_{nm}(\mathbf{q})$,

$$J_{nm}(\mathbf{q}) = \frac{\mathcal{J}_{nm}}{1 + a_J^2 q^2}, \quad (\text{A4})$$

where a_J is the nonlocality range, which is probably 2–3 lattice spacings. Then we have

$$\langle |\mathbf{h}_{\mathbf{q}}|^2 \rangle = \sum_m \mathcal{J}_{nm}^2 \frac{2\pi S_0^2 \xi_S^2 / \ln(\xi_S/a)}{(1 + a_J^2 q^2)^2 (1 + \xi_S^2 q^2)}.$$

To capture the qualitative effect of crossover at $\xi_S \sim a_J$, we approximate this correlation function with

$$\langle |\mathbf{h}_{\mathbf{q}}|^2 \rangle \approx \frac{2\pi h_0^2 \xi_S^2 / \ln(\xi_S/a)}{1 + (2a_J^2 + \xi_S^2) q^2}$$

with $h_0^2 = \sum_m \mathcal{J}_{nm}^2 S_0^2$ is the maximum amplitude of the exchange field. The last result can be rewritten as

$$\langle |\mathbf{h}_{\mathbf{q}}|^2 \rangle = \frac{2\pi \tilde{h}_0^2 \xi_h^2 / \ln(\xi_S/a)}{1 + \xi_h^2 q^2}, \quad (\text{A5})$$

where $\xi_h^2 = 2a_J^2 + \xi_S^2$ and $\tilde{h}_0^2 = h_0^2 \frac{\xi_S^2}{2a_J^2 + \xi_S^2}$ are the correlation length and exchange-field amplitude renormalized by the nonlocality of the exchange interaction. Therefore nonlocality increases the effective correlation length and reduces the effective amplitude of the exchange field. This effect becomes noticeable when temperature is not too close to the magnetic transition when the spin correlation length becomes comparable with the nonlocality range.

The correction of the to λ^{-2} caused by a nonuniform exchange field with the correlation function in Eq. (A5) evaluated in Ref.³² is given by

$$\lambda_1^{-2}(T) = -\lambda_0^{-2}(T) \frac{\tilde{h}_0^2}{2\Delta_0^2(T) \ln(\xi_S(T)/a)} \mathcal{V}_Q \left(\frac{2\pi T}{\Delta_0(T)}, \frac{\xi_S(T)}{\xi_h(T)} \right), \quad (\text{A6})$$

where $\lambda_0(T)$ and $\Delta_0(T)$ are the unperturbed values of the London penetration depth and the gap, $\xi_s(T) = v_F/2\Delta_0(T)$ is the coherence length. The reduced function $\mathcal{V}_Q(\tilde{T}, \alpha_h)$ is defined by relations

$$\mathcal{V}_Q(\tilde{T}, \alpha_h) = [\mathcal{D}(\tilde{T})]^{-1} \tilde{T} \sum_{n=0}^{\infty} \left\{ K_Q \left[\tilde{T}(n + \frac{1}{2}) \right] \mathcal{V}_{\Delta}(\tilde{T}, \alpha_h) + R_Q \left[\tilde{T}(n + \frac{1}{2}), \alpha_h \right] \right\}, \quad (\text{A7})$$

$$\mathcal{D}(\tilde{T}) = \tilde{T} \sum_{n=0}^{\infty} \left(\left[\tilde{T}(n + \frac{1}{2}) \right]^2 + 1 \right)^{-3/2}, \quad (\text{A8})$$

where we used the reduced variables $\tilde{T} = 2\pi T/\Delta_0(T)$ and $\alpha_h = \xi_s(T)/\xi_h(T)$. Here the first term in the curly brackets in Eq. (A7) is due to the gap reduction by magnetic scattering and the functions $K_Q(z)$ and $\mathcal{V}_{\Delta}(\tilde{T}, \alpha_h)$ are defined as

$$K_Q(z) = -\frac{\partial}{\partial z} \frac{z}{(z^2+1)^{3/2}}, \quad (\text{A9})$$

$$\mathcal{V}_{\Delta}(\tilde{T}, \alpha_h) = [\mathcal{D}(\tilde{T})]^{-1} \tilde{T} \sum_{n=0}^{\infty} R \left[\tilde{T}(n + \frac{1}{2}), \alpha_h \right], \quad (\text{A10})$$

with

$$R(z, \alpha_h) = \frac{1}{(z^2+1)^{3/2} (z^2+1-\alpha_h^2)} \left[1 + \left(2z^2 - 1 - \frac{2z^2\alpha_h^2}{z^2+1} \right) L(z, \alpha_h) \right], \quad (\text{A11})$$

$$L(z, \alpha_h) = \begin{cases} \frac{\sqrt{z^2+1}}{\sqrt{z^2+1-\alpha_h^2}} \ln \left(\frac{\sqrt{z^2+1} + \sqrt{z^2+1-\alpha_h^2}}{\alpha_h} \right), & z^2 > \alpha_h^2 - 1 \\ \frac{\sqrt{z^2+1}}{\sqrt{\alpha_h^2 - z^2 - 1}} \arctan \frac{\sqrt{\alpha_h^2 - z^2 - 1}}{\sqrt{z^2+1}}, & z^2 < \alpha_h^2 - 1 \end{cases}. \quad (\text{A12})$$

The function $R_Q(z, \alpha_h)$ in Eq. (A7) describes the direct influence of the magnetic scattering on the superfluid density and is defined as

$$R_Q(z, \alpha_h) = \frac{\partial}{\partial z} z \frac{\left[1 - \left(3 - \frac{2\alpha_h^2}{z^2+1} \right) L(z, \alpha_h) \right]}{(z^2+1)^{3/2} (z^2+1-\alpha_h^2)}. \quad (\text{A13})$$

We use Eq. (A6) to model the experimental behav-

ior of $\lambda^{-2}(T)$. The necessary input model parameters are the temperature dependent gap $\Delta_0(T)$ which also determines the coherence length $\xi_s(T)$, spin correlation length $\xi_S(T)$, the bare strength of exchange field h_0 , and the nonlocality range a_J . We assumed the Berezinskii-Kosterlitz-Thouless shape for the magnetic length, $\xi_S(T) = a \exp[b\sqrt{T_m/(T-T_m)}]$ and treated the nonuniversal numerical constant b as an additional fit

parameter.

Appendix B: Selection of model parameters

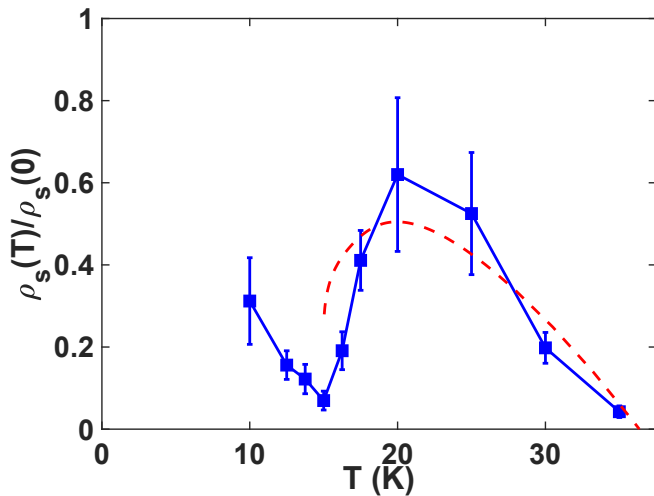


FIG. 5. Temperature dependence of the normalised superfluid density, $\rho_s(T)/\rho_s(0)$ (solid symbols), as in Fig. 4 of the main text, and a fit to the model with BCS value of the gap, $\Delta(0) = 5\text{meV}$, exchange field $h_0 = 50\text{K}$, a BKT constant $b = 1$, and the nonlocality range $a_J = 4a$ (dashed line).

Since $\text{RbEuFe}_4\text{As}_4$, as other iron-pnictide superconductors, has multiple bands with different superconducting gaps, our model is only capable to provide qualitative description of the data. To reduce uncertainties of the model, we assume the BCS temperature dependence of the gap $\Delta_0(T)$ but leave the zero-temperature gap $\Delta_0(0)$ as a free parameter. Other three parameters of the model are the bare strength of the exchange field h_0 , the constant b in the BKT temperature dependence of the spin correlation length, and the nonlocality range a_J . On general grounds, as we observe a substantial suppression of the superfluid density near T_m , the model requires h_0 comparable with $\Delta_0(0)$. The shape of the temperature dependence is sensitive to the parameters b and a_J .

If we assume that the zero-temperature gap $\Delta_0(0)$ has the BCS value $\approx 5\text{meV}$, which also coincides with the value extracted from the optical data³³, then the model describes our data if we take $h_0 = 50\text{K}$, $b = 1$, and $a_J = 4a$, see Fig. 5. However, this value of h_0 looks unrealistically high as it exceeds the Eu to Eu moment interaction yielding the magnetic transition temperature, 15K. Also, the nonlocality range is somewhat higher than expected. This is why we assumed the smaller value of $\Delta_0(0) = 2\text{meV}$, for which the data can be modeled with more reasonable values of $h_0 = 15\text{K}$ and $a_J = 3a$. The value $b = 1$ does not change. The model curve with these parameter is shown in Fig. 4 of the main text and it provides a somewhat better description of our data in comparison with the first set.

Appendix C: Magnetic noise fluctuations above the ferromagnetic transition temperature

While performing magnetic imaging of $\text{RbEuFe}_4\text{As}_4$ we noticed an unexpected increase in very low frequency Hall sensor noise in images captured between 20K and 15K. Sensor noise would normally reduce at lower temperatures due to the lower thermal noise contribution to the Hall probe signal. We tentatively associate the observed increase with the detection of magnetic fluctuations near the sample surface. To investigate this further we have generated 2D FFT spectra of the images to estimate the 'spatial' noise amplitude (which can be directly related to temporal noise amplitude) at various frequencies and temperatures, as plotted in Fig. 6. To generate Fig. 6 we take a linescan across a 2D FFT parallel to the slow scan direction and fit this to a Lorentzian profile. Since all images take approximately 240 seconds to complete, this allows us to directly convert between spatial frequencies and temporal frequencies.

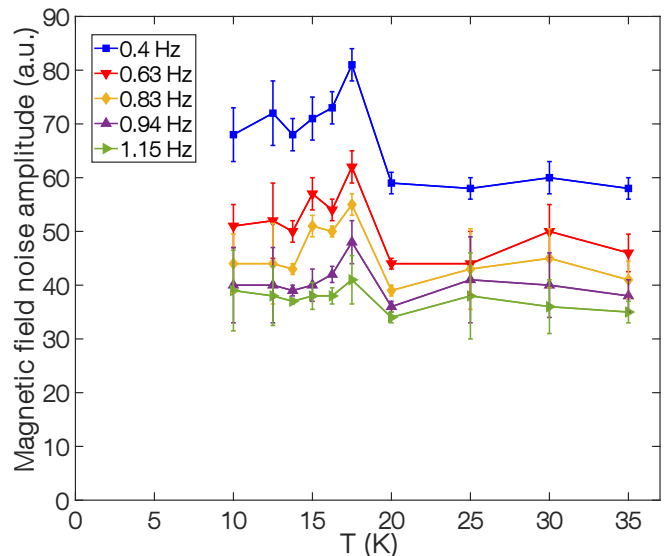


FIG. 6. Magnetic field noise amplitude extracted from 2D FFT linescans at various frequencies as a function of temperature. As the temperature is reduced the low frequency noise rises to a peak around 17.5K, before falling again as the temperature is lowered further down to 10K.

- * d.collomb@bath.ac.uk
- ¹ P. Fulde and J. Keller, Theory of magnetic superconductors, in *Superconductivity in Ternary Compounds II*, edited by M. B. Maple and Ø. Fischer (Springer, 1982) pp. 249–294.
 - ² L. Bulaevskii, A. Buzdin, M. Kulić, and S. Panjukov, Coexistence of superconductivity and magnetism theoretical predictions and experimental results, *Adv. Phys.* **34**, 175 (1985).
 - ³ M. L. Kulić and A. I. Buzdin, Coexistence of singlet superconductivity and magnetic order in bulk magnetic superconductors and sf heterostructures, in *Superconductivity: Conventional and Unconventional Superconducting*, edited by K. H. Bennemann and J. B. Ketterson (Springer, Berlin, Heidelberg, 2008) p. 163.
 - ⁴ S. Saxena, P. Agarwal, K. Ahilan, F. Grosche, R. Haselwimmer, M. Steiner, E. Pugh, I. Walker, S. Julian, P. Monthoux, *et al.*, Superconductivity on the border of itinerant-electron ferromagnetism in UGe₂, *Nature* **406**, 587 (2000).
 - ⁵ D. Aoki, K. Ishida, and J. Flouquet, Review of u-based ferromagnetic superconductors: Comparison between UGe₂, URhGe, and UCoGe, *J. Phys. Soc. Jpn.* **88**, 022001 (2019).
 - ⁶ M. B. Maple, H. C. Hamaker, and L. D. Woolf, in *Superconductivity in Ternary Compounds II*, edited by M. B. Maple and Ø. Fischer (Springer, 1982) pp. 99–141.
 - ⁷ M. B. Maple and Ø. Fischer, in *Superconductivity in Ternary Compounds II*, edited by M. B. Maple and Ø. Fischer (Springer, 1982) pp. 1–10.
 - ⁸ K. H. Müller and V. N. Narozhnyi, Interaction of superconductivity and magnetism in borocarbide superconductors, *Rep. Prog. Phys.* **64**, 943 (2001).
 - ⁹ D. Wulferding, I. Yang, J. Yang, M. Lee, H. C. Choi, S. L. Bud'ko, P. C. Canfield, H. W. Yeom, and J. Kim, Spatially resolved penetration depth measurements and vortex manipulation in the ferromagnetic superconductor ErNi₂B₂C, *Physical Review B* **92**, 014517 (2015).
 - ¹⁰ H. Eisaki, H. Takagi, R. J. Cava, B. Batlogg, J. J. Krajewski, W. F. Peck, K. Mizuhashi, J. O. Lee, and S. Uchida, Competition between magnetism and superconductivity in rare-earth nickel boride carbides, *Phys. Rev. B* **50**, 647 (1994).
 - ¹¹ G.-H. Cao, W.-H. Jiao, Y.-K. Luo, Z. Ren, S. Jiang, and Z.-A. Xu, Coexistence of superconductivity and ferromagnetism in iron pnictides, in *J. Phys. Conf. Ser.*, Vol. 391 (2012) p. 012123.
 - ¹² S. Zapf and M. Dressel, Europium-based iron pnictides: a unique laboratory for magnetism, superconductivity and structural effects, *Rep. Prog. Phys.* **80**, 016501 (2017).
 - ¹³ Z. Ren, Q. Tao, S. Jiang, C. Feng, C. Wang, J. Dai, G. Cao, and Z. Xu, Superconductivity induced by phosphorus doping and its coexistence with ferromagnetism in EuFe₂(As_{0.7}P_{0.3})₂, *Phys. Rev. Lett.* **102**, 137002 (2009).
 - ¹⁴ H. Jeevan, Z. Hossain, D. Kasinathan, H. Rosner, C. Geibel, and P. Gegenwart, High-temperature superconductivity in Eu_{0.5}K_{0.5}Fe₂As₂, *Phys. Rev. B* **78**, 092406 (2008).
 - ¹⁵ J. Maiwald, H. Jeevan, and P. Gegenwart, Signatures of quantum criticality in hole-doped and chemically pressurized EuFe₂As₂ single crystals, *Phys. Rev. B* **85**, 024511 (2012).
 - ¹⁶ Anupam, P. L. Paulose, S. Ramakrishnan, and Z. Hossain, Doping dependent evolution of magnetism and superconductivity in Eu_{1-x}K_xFe₂As₂ (x= 0-1) and temperature dependence of the lower critical field H_{c1}, *J. Phys.: Condens. Matter* **23**, 455702 (2011).
 - ¹⁷ Y. Qi, L. Wang, Z. Gao, X. Zhang, D. Wang, C. Yao, C. Wang, C. Wang, and Y. Ma, Superconductivity at 34.7K in the iron arsenide Eu_{0.7}Na_{0.3}Fe₂As₂, *New J. Phys.* **14**, 033011 (2012).
 - ¹⁸ C. Miclea, M. Nicklas, H. Jeevan, D. Kasinathan, Z. Hossain, H. Rosner, P. Gegenwart, C. Geibel, and F. Steglich, Evidence for a reentrant superconducting state in EuFe₂As₂ under pressure, *Phys. Rev. B* **79**, 212509 (2009).
 - ¹⁹ K. Matsubayashi, K. Munakata, M. Isobe, N. Katayama, K. Ohgushi, Y. Ueda, N. Kawamura, M. Mizumaki, N. Ishimatsu, M. Hedo, I. Umehara, and Y. Uwatoko, Pressure-induced changes in the magnetic and valence state of EuFe₂As₂, *Phys. Rev. B* **84**, 024502 (2011).
 - ²⁰ Y. Liu, Y.-B. Liu, Z.-T. Tang, H. Jiang, Z.-C. Wang, A. Ablimit, W.-H. Jiao, Q. Tao, C.-M. Feng, Z.-A. Xu, and G.-H. Cao, Superconductivity and ferromagnetism in hole-doped RbEuFe₄As₄, *Phys. Rev. B* **93**, 214503 (2016).
 - ²¹ K. Kawashima, T. Kinjo, T. Nishio, S. Ishida, H. Fujihisa, Y. Gotoh, K. Kihou, H. Eisaki, Y. Yoshida, and A. Iyo, Superconductivity in Fe-based compound EuAF₄As₄ (A = Rb and Cs), *J. Phys. Soc. Jpn.* **85**, 064710 (2016).
 - ²² J.-K. Bao, K. Willa, M. P. Smylie, H. Chen, U. Welp, D. Y. Chung, and M. G. Kanatzidis, Single crystal growth and study of the ferromagnetic superconductor RbEuFe₄As₄, *Crystal Growth & Design* **18**, 3517 (2018).
 - ²³ Y. Liu, Y.-B. Liu, Q. Chen, Z.-T. Tang, W.-H. Jiao, Q. Tao, Z.-A. Xu, and G.-H. Cao, A new ferromagnetic superconductor: CsEuFe₄As₄, *Sci. Bull.* **61**, 1213 (2016).
 - ²⁴ M. Smylie, K. Willa, J.-K. Bao, K. Ryan, Z. Islam, H. Claus, Y. Simsek, Z. Diao, A. Rydh, A. Koshchev, W.-K. Kwok, D. Y. Chung, M. G. Kanatzidis, and U. Welp, Anisotropic superconductivity and magnetism in single-crystal RbEuFe₄As₄, *Phys. Rev. B* **98**, 104503 (2018).
 - ²⁵ V. S. Stolyarov, I. S. Veshchunov, S. Y. Grebenchuk, D. S. Baranov, I. A. Golovchanskiy, A. G. Shishkin, N. Zhou, Z. Shi, X. Xu, S. Pyon, Y. Sun, W. Jiao, G.-H. Cao, L. Y. Vinnikov, A. A. Golubov, T. Tamegai, A. I. Buzdin, and D. Roditchev, Domain Meissner state and spontaneous vortex-antivortex generation in the ferromagnetic superconductor EuFe₂(As_{0.79}P_{0.21})₂, *Sci. Adv.* **4**, 1061 (2018).
 - ²⁶ K. Iida, Y. Nagai, S. Ishida, M. Ishikado, N. Murai, A. D. Christianson, H. Yoshida, Y. Inamura, H. Nakamura, A. Nakao, K. Munakata, D. Kagerbauer, M. Eisterer, K. Kawashima, Y. Yoshida, H. Eisaki, and A. Iyo, Coexisting spin resonance and long-range magnetic order of Eu in EuRbFe₄As₄, *Phys. Rev. B* **100**, 014506 (2019).
 - ²⁷ A. A. Abrikosov and L. P. Gor'kov, Contribution to the theory of superconducting alloys with paramagnetic impurities, [*Zh. Eksp. Teor. Fiz.* **39**, 1781 (1960)] *Sov. Phys. JETP* **12**, 1243 (1961).
 - ²⁸ S. Skalski, O. Betbeder-Matibet, and P. R. Weiss, Properties of superconducting alloys containing paramagnetic impurities, *Phys. Rev.* **136**, A1500 (1964).
 - ²⁹ V. G. Kogan, R. Prozorov, and V. Mishra, London penetration depth and pair breaking,

- Phys. Rev. B **88**, 224508 (2013).
- ³⁰ K. Machida and D. Youngner, Superconductivity of ternary rare-earth compounds, *J. Low Temp. Phys.* **35**, 449 (1979).
- ³¹ D. Rainer, Influence of correlated spins on the superconducting transition temperature, *Z. Phys.* **252**, 174 (1972).
- ³² A. E. Koshelev, Suppression of superconducting parameters by correlated quasi-two-dimensional magnetic fluctuations, *Phys. Rev. B* **102**, 054505 (2020).
- ³³ V. Stolyarov, A. Casano, M. Belyanchikov, A. Astrakhantseva, S. Y. Grebenchuk, D. Baranov, I. Golovchanskiy, I. Voloshenko, E. Zhukova, B. Gorshunov, A. V. Muratov, V. V. Dremov, L. Y. Vinnikov, D. Roditchev, Y. Liu, G.-H. Cao, M. Dressel, and E. Uykur, Unique interplay between superconducting and ferromagnetic orders in $\text{EuRbFe}_4\text{As}_4$, *Phys. Rev. B* **98**, 140506 (2018).
- ³⁴ T. K. Kim, K. Pervakov, D. Evtushinsky, S. W. Jung, G. Poelchen, K. Kummer, V. A. Vlasenko, V. M. Pudalov, D. Roditchev, V. S. Stolyarov, D. Vyalikh, V. Borisov, R. Valent1, A. Ernst, S. Ereemeev, and E. V. Chulkov, When superconductivity does not fear magnetism: Insight into electronic structure of $\text{EuRbFe}_4\text{As}_4$, preprint arXiv:2008.00736 (2020).
- ³⁵ V. K. Vlasko-Vlasov, A. E. Koshelev, M. Smylie, J.-K. Bao, D. Y. Chung, M. G. Kanatzidis, U. Welp, and W.-K. Kwok, Self-induced magnetic flux structure in the magnetic superconductor $\text{RbEuFe}_4\text{As}_4$, *Phys. Rev. B* **99**, 134503 (2019).
- ³⁶ K. Willa, R. Willa, J.-K. Bao, A. E. Koshelev, D. Y. Chung, M. G. Kanatzidis, W.-K. Kwok, and U. Welp, Strongly fluctuating moments in the high-temperature magnetic superconductor $\text{RbEuFe}_4\text{As}_4$, *Phys. Rev. B* **99**, 180502 (2019).
- ³⁷ The supplementary materials include a description of the model and the details on how the magnetic noise measurements were performed, including its results.
- ³⁸ S. J. Bending, Local magnetic probes of superconductors, *Adv. Phys.* **48**, 449 (1999).
- ³⁹ I. Horcas, R. Fernández, J. Gomez-Rodriguez, J. Colchero, J. Gómez-Herrero, and A. Baro, Wsxn: a software for scanning probe microscopy and a tool for nanotechnology, *Review of scientific instruments* **78**, 013705 (2007).
- ⁴⁰ J. R. Clem, Simple model for the vortex core in a type ii superconductor, *J. Low Temp. Phys.* **18**, 427 (1975).
- ⁴¹ J. R. Kirtley, C. Kallin, C. W. Hicks, E.-A. Kim, Y. Liu, K. A. Moler, Y. Maeno, and K. D. Nelson, Upper limit on spontaneous supercurrents in Sr_2RuO_4 , *Phys. Rev. B* **76**, 014526 (2007).
- ⁴² C. P. Poole, H. A. Farach, R. J. Creswick, and R. Prozorov, in *Superconductivity* (Elsevier, 2007) pp. 406–413.

