

# Unraveling two-photon entanglement via the squeezing spectrum of light traveling through nanofiber-coupled atoms

Jakob Hinney,<sup>1</sup> Adarsh S. Prasad,<sup>1</sup> Sahand Mahmoodian,<sup>2,\*</sup> Klemens Hammerer,<sup>2</sup> Arno Rauschenbeutel,<sup>1,3</sup> Philipp Schneeweiss,<sup>1,3</sup> Jürgen Volz,<sup>1,3</sup> and Max Schemmer<sup>3,†</sup>

<sup>1</sup>Vienna Center for Quantum Science and Technology,  
TU Wien-Atominstitut, Stadionallee 2, 1020 Vienna, Austria

<sup>2</sup>Institute for Theoretical Physics, Institute for Gravitational Physics (Albert Einstein Institute),  
Leibniz University Hannover, Appelstraße 2, 30167 Hannover, Germany

<sup>3</sup>Department of Physics, Humboldt-Universität zu Berlin, 10099 Berlin, Germany

We observe that a weak guided light field transmitted through an ensemble of atoms coupled to an optical nanofiber exhibits quadrature squeezing. From the measured squeezing spectrum we gain direct access to the phase and amplitude of the energy-time entangled part of the two-photon wavefunction which arises from the strongly correlated transport of photons through the ensemble. For small atomic ensembles we observe a spectrum close to the lineshape of the atomic transition, while sidebands are observed for sufficiently large ensembles, in agreement with our theoretical predictions. Furthermore, we vary the detuning of the probe light with respect to the atomic resonance and infer the phase of the entangled two-photon wavefunction. From the amplitude and the phase of the spectrum, we reconstruct the real- and imaginary part of the time-domain wavefunction. Our characterization of the entangled two-photon component constitutes a diagnostic tool for quantum optics devices.

Non-classical states of light are at the heart of quantum optics. Many experimental approaches for the generation of non-classical states of light are based on strong coupling between photons and quantum emitters, e.g., making use of resonant enhancement of atom-light interaction via high finesse optical cavities [1–7] or employing collective response of strongly interacting Rydberg atoms [8–15]. These approaches aim to maximize the interaction strength between atoms and photons to generate non-classical states of light.

In contrast, it has recently been predicted that a conceptually simple system consisting of  $N$  two-level emitters that are *weakly* coupled to an optical mode and probed with a coherent laser field can generate light with non-classical signatures [16] which occurs even if the atoms are driven well below saturation. This has led to the observation of highly correlated states of light which can be tuned to exhibit antibunching or bunching by controlling the optical depth of the atomic ensemble [17]. At low input powers, the photon correlations arise from the two-photon component of the field, which can be written as a superposition of a separable part and an entangled part. Measuring the second-order correlation function of the field, as in [17], probes the absolute magnitude of the entire two-photon component. However, it does not provide direct access to the relative phase and amplitude of the entangled and separable parts.

Here, we report the observation of quadrature squeezing [18–21] of the light that is transmitted through an ensemble of atoms coupled to a nanofiber. While the measurement of squeezing at low powers in a weakly coupled

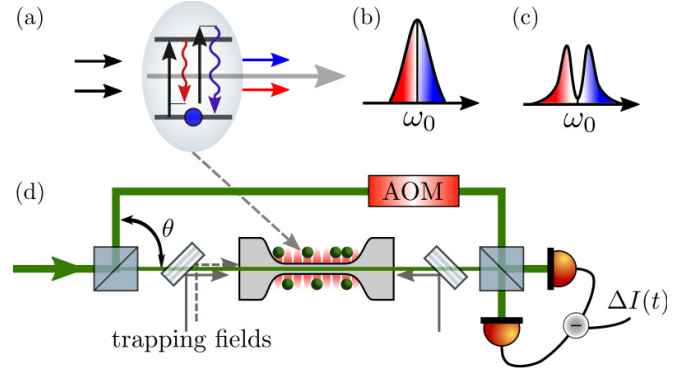


FIG. 1. (a) Atom-mediated photon interaction: Two photons interact with a two-level atom and exchange energy such that they become red- and blue-detuned with respect to the incident light. (b) The scattered light exhibits a Lorentzian shaped spectrum. (c) As the generated photon pairs propagate through the ensemble, absorption around the atomic resonance  $\omega_0$  attenuates the central part of the spectrum, leaving red- and blue-detuned sidebands. (d) Schematic setup: Probe light exiting the nanofiber interferes with a local oscillator at phase  $\theta$  on a 50 : 50 beam splitter and is analyzed on a balanced photo-detector. Atoms are trapped in the evanescent field of the nanofiber-waist of a tapered optical fiber by a combination of red-detuned standing-wave light field at a wavelength of 935 nm (solid gray line) and blue-detuned running-wave light field (dashed gray line) at 685 nm.

atomic ensemble is novel in itself, we also use this measurement to gain direct experimental access to the phase and magnitude of the entangled part of the transmitted field. More precisely, to leading order, the squeezing spectrum is proportional to the amplitude of the entangled part of the two-photon wavefunction, and the homodyne measurement of a continuous field allows us to

\* sahand.mahmoodian@itp.uni-hannover.de

† maximilian.schemmer@hu-berlin.de

measure the entanglement of the spectral components of opposite frequency,  $\omega_0 \pm \omega$ , around the probe field with frequency  $\omega_0$  [22]. The entanglement in the transmitted light is a consequence of the collective nonlinear response of the atomic ensemble. Entangled photons from each atom constructively interfere which leads to collectively enhanced squeezing. At the single atom level, the entanglement arises from the two-photon scattering process of resonance fluorescence, as depicted in Fig. 1(a). Two resonant photons that arrive during the lifetime of the excited state are scattered into spectrally entangled blue- and red-detuned sidebands, resulting in energy-time entangled photon pairs. This process resembles degenerate four wave mixing by a Kerr non-linearity [23] in the quantum domain. In our theoretical and experimental analysis we characterize these photon pairs by measuring the resulting quadrature squeezing. The latter then allows us to infer the magnitude and the phase of the entangled part of the two-photon wavefunction.

We consider the physical setting of  $N$  emitters weakly coupled to a single spatial mode of the electromagnetic field with a continuous spectrum. In our setup, we use laser-cooled Cesium atoms in the evanescent field surrounding a tapered optical fiber with a 400 nm diameter. The atoms are trapped in two 1D arrays of trapping minima along the nanofiber created through a combination of red- and blue-detuned fiber guided light fields [24, 25]. The atoms are located at a distance of  $\sim 250$  nm from the fiber surface, and each site contains at most one atom. The nanofiber-guided probe field of power  $P_{\text{in}}$  is near-resonant with the Cesium D2-line transition and interfaces the atoms via the evanescent field of the nanofiber mode as depicted in Fig. 1(d) [26]. The coupling of individual atoms to the nanofiber mode is weak, with a coupling constant  $\beta = \Gamma_{\text{wg}}/\Gamma_{\text{tot}} = 0.0070(5)$  [27], where  $\Gamma_{\text{wg}}$  is the spontaneous emission rate into the waveguide and  $\Gamma_{\text{tot}} = 2\pi \times 5.2$  MHz is the total emission rate. We analyze the transmitted light via a balanced homodyne detection scheme: The output is first filtered from the trapping light fields and then sent to a 50:50 beam splitter where it is mixed with a local oscillator (LO) field as shown in Fig. 1 (d). The two outputs are measured on balanced photo-detectors, and we record the amplified differential current  $\Delta I(t)$  between both photodiodes, which is proportional to the field quadrature  $X_\theta(t)$ . Here,  $\theta$  is the relative phase between the LO and the probe field. The quadrature operator is given by  $\hat{X}_\theta(t) = \frac{1}{2} [\hat{a}(t)e^{i\theta} + \hat{a}^\dagger(t)e^{-i\theta}]$ , where  $\hat{a}$  ( $\hat{a}^\dagger$ ) is the annihilation (creation) operator. For a classical (coherent) state of light  $\langle \hat{X}_\theta(t) \rangle$  oscillates as  $\cos(\theta)$ , and the fluctuations  $\Delta \hat{X}_\theta(t) = \hat{X}_\theta(t) - \langle \hat{X}_\theta(t) \rangle$  are independent of the phase  $\theta$  and have minimum uncertainty, i.e., they are at the shot noise limit.

In the presence of  $N$  atoms, the incident light with a saturation parameter  $s = P_{\text{in}}/P_{\text{sat}}$ , where  $P_{\text{sat}} = \hbar\omega\Gamma_{\text{tot}}/(8\beta) = 136 \pm 10$  pW, and detuning  $\Delta$  from the atomic resonance, is modified. It experiences a change in phase and amplitude upon interaction such that the

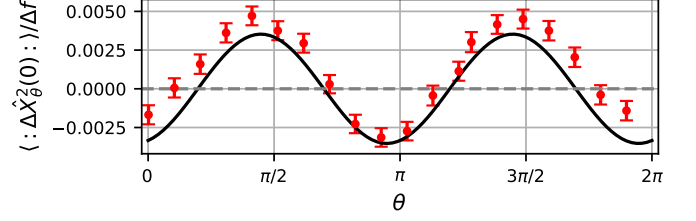


FIG. 2. Measured variance in the dimensionless quantity  $\langle : \Delta \hat{X}_\theta^2(0) : \rangle / \Delta f$  as function of  $\theta$  for a resonant input power  $P_{\text{in}}/P_{\text{sat}} = 0.51 \pm 0.04$  together with the  $-A \cos(2\theta + \varphi)$  fit function (black line). For the normally ordered quantity, the shot noise limit is at  $\langle : \Delta \hat{X}_\theta^2(0) : \rangle / \Delta f = 0$  and no noise corresponds to  $\langle : \Delta \hat{X}_\theta^2(0) : \rangle / \Delta f = -1/2$ . The data reveals squeezing for  $\theta$  around 0 and  $\pi$ . For  $\theta$  around  $\pi/2$  and  $3\pi/2$ , we observed anti-squeezing.

output field has the average field quadrature

$$\langle \hat{X}_\theta(t) \rangle = |t_\Delta|^N s^{\frac{1}{2}} \sqrt{\frac{\Gamma_{\text{tot}}}{8\beta}} \cos(\theta + \delta) + \mathcal{O}(s). \quad (1)$$

Here,  $\mathcal{O}(s)$  refers to terms of order  $s$  and higher, and  $\delta = \text{Arg}\{t_\Delta^N\}$ , where  $t_\Delta = 1 - 2\beta/(1 - 2i\Delta/\Gamma_{\text{tot}})$  is the single-photon transmission coefficient of a single atom. The atoms also modify the variance  $\Delta \hat{X}_\theta^2(t)$  and lead to quadrature squeezing. For squeezed light, the quadrature variance is smaller than the shot noise level for a certain value of  $\theta$ . More precisely, the variance  $\langle : \Delta \hat{X}_\theta(t)^2 : \rangle$  where  $: \dots :$  denotes normal ordering, oscillates twice as fast as  $\langle \hat{X}_\theta(t) \rangle$  and exhibits a  $\cos(2\theta + \varphi)$  modulation. For a resonant drive the phase offset  $\varphi$  is zero and the light is amplitude squeezed with maximum squeezing observed for  $\theta = (0, \pi)$ .

In our setup, the squeezing is induced by the nonlinear optical response of atoms which behave as effective two-level systems. In the following, we limit our discussion to powers well below saturation  $s/8 \ll 1$  such that we can neglect events where three or more photons arrive simultaneously at any atom. The transmitted part of the two-photon wavefunction can be expressed in terms of separable and entangled photons. In the frame rotating with  $\omega_0$ , the two-photon wave function is,

$$\psi_2(x_1, x_2) = t_\Delta^{2N} - \phi_N(x_1 - x_2). \quad (2)$$

The first term denotes separable photons which are monochromatic traveling waves extended in space. Upon interaction with each emitter, each of the separable photons acquires a transmission coefficient  $t_\Delta$ . On the other hand, the entangled part of the wavefunction  $\phi_N(x_1 - x_2)$ , which was computed in Ref. [16], is not separable and is a localized function of the relative coordinate  $x_1 - x_2$ .

Introducing the normally ordered squeezing spectrum

$$S_\theta(\omega) = \int_{-\infty}^{\infty} \langle : \Delta \hat{X}_\theta(\tau) \Delta \hat{X}_\theta(0) : \rangle e^{i\omega\tau} d\tau, \quad (3)$$

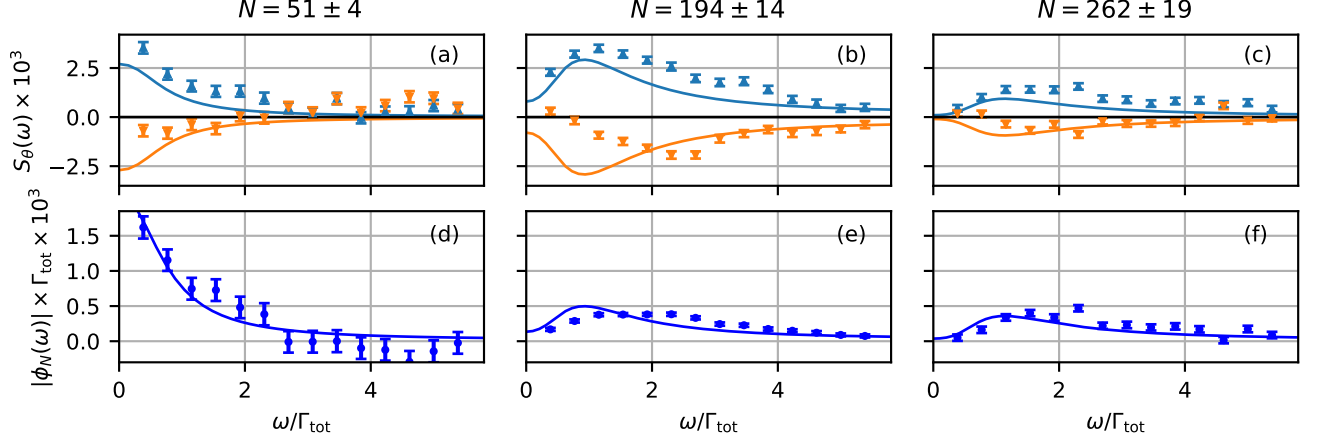


FIG. 3. The first row of panels, (a) – (c), shows the squeezing spectrum  $S_\theta(\omega)$  for three different atom numbers at input powers  $s = (0.15 \pm 0.01, 0.67 \pm 0.05, 0.29 \pm 0.02)$  (from left to right) at the angle of largest squeezing,  $\theta = (0, \pi)$  in orange (bright) and largest anti-squeezing,  $\theta = (\pi/2, 3\pi/2)$  in blue (dark). The corresponding theoretical predictions are shown as solid lines. The second row of panels, (d) – (f), shows the entangled photon spectrum  $|\phi_N(\omega)|$  which is deduced from the upper row with the corresponding theoretical prediction (solid line). All theoretical predictions take into account the effect of independently estimated photon loss and detection efficiency in our setup [28, 29].

allows relating the entangled part of the two-photon wavefunction with the variance of the field quadrature [30]. The normally ordered squeezing spectrum of a coherent state yields  $S_\theta(\omega) = 0$  and squeezed light yields  $S_\theta(\omega) < 0$ . For the states generated in our experiment and in the case of weak saturation, the squeezing spectrum  $S_\theta(\omega)$  and the spectrum of the entangled photons  $\phi_N(\omega) = \int \phi_N(x) e^{-i\omega x/v_g} dx$  where  $v_g$  is the group velocity of the photons, are linked by

$$S_\theta(\omega) = -\frac{\Gamma_{\text{tot}}}{16\beta} |\phi_N(\omega)| \cos[2\theta + \varphi_N(\omega)] s + \mathcal{O}(s^2), \quad (4)$$

where we introduced the phase and the magnitude of the spectrum of the entangled two-photon wavefunction as  $\phi_N(\omega) = |\phi_N(\omega)| e^{i\varphi_N(\omega)}$ . In the following, we will first focus on a resonant probe field for which  $\phi_N(\omega)$  is a real quantity ( $\varphi_N(\omega) = 0$ ). A single emitter creates a Lorentzian squeezing spectrum [31]. For  $N$  emitters with  $N\beta \ll 1$ , re-absorption can be neglected and the scattered components constructively interfere since the process relies on forward scattering. A coherent build up of the squeezed photons takes place, and the squeezing spectrum is coherently enhanced by a factor  $N$ , i.e., its amplitude is  $N$  times larger than the single atom squeezing spectrum [32]. For large optical depth (OD) the probability that the squeezed photons are scattered again and thereby most likely removed from the fiber cannot be neglected anymore, and the problem becomes a quantum many-body problem. Recently, it has been shown that this problem can be solved exactly up to two-photon input states for a situation of chiral coupling where atoms couple only to one propagation direction of the mode [16]. Applying this formalism [30] allows cal-

culating the squeezing spectrum for arbitrary  $N$ . The results from those calculations can be understood in the following manner: Photon losses occur predominantly close to the emitters resonance which reduces the observed squeezing close to resonance. For many emitters this leads to a squeezing spectrum which develops sidebands due to the loss of squeezed photons that are resonant with the atoms as we will experimentally show later below.

We typically load a few hundred atoms into the evanescent field trap and determine the number of atoms  $N$  in a separate transmission measurement. We then probe the atoms on the cycling transition of the D2-line. The probing lasts for  $10 - 100 \mu\text{s}$ , such that heating due to resonant scattering of the probe is small, and the number of trapped atoms does not change significantly during probing. After the homodyne measurement, we eject the atoms from the trap, shift the LO field frequency by 1 MHz and increase its power in order to observe a beat note between the probe field and the LO. From the beat note, we extract the relative phase  $\theta$  between the probe field and the local oscillator at the moment of the homodyne measurement. After this heterodyning stage, we switch off the probe field and record a vacuum reference where only the LO field is incident on the homodyne detector. We repeat the measurement 10 000 – 100 000 times depending on the dataset and record  $\Delta I(t)$  in each run. From each experiment cycle, we extract the power spectrum of  $\Delta I(t)$  during atom probing, the vacuum reference, and the relative phase  $\theta$ . From the power spectrum normalized to the vacuum spectrum, we deduce the normally ordered squeezing spectrum  $S_\theta(\omega)$  [30]. Integrating the squeezing spectrum over all frequencies leads

to the integrated squeezing  $2\pi\langle:\Delta\hat{X}_\theta^2(0): \rangle$ .

In a first step, we extract the integrated squeezing  $\langle:\Delta\hat{X}_\theta^2(0): \rangle$ , as a function of  $\theta$ , from the measured squeezing spectrum. For the experimental data, we limit the integration to the relevant frequency range of  $f_{\min} = 1.5$  MHz and  $f_{\max} = 23$  MHz. The lower boundary is chosen to exclude technical noise and the upper boundary to capture the physically relevant frequency range on the order of a few  $\Gamma_{\text{tot}}$ . The mean atom number during probing consists of  $N = 169 \pm 12$  trapped atoms. In all measurements, the number of atoms decreases by less than 20% during probing, which we infer in a separate transmission measurement. The incident field is resonant and has a saturation parameter of  $s = 0.51 \pm 0.04$ . Figure 2 shows  $\langle:\Delta\hat{X}_\theta^2(0): \rangle$  which exhibits the expected  $-\cos(2\theta)$  modulation. The observed values  $\langle:\Delta\hat{X}_\theta^2(0): \rangle < 0$  show that the light is quadrature squeezed. The maximum observed squeezing within the bandwidth  $\Delta f = f_{\max} - f_{\min}$  is 0.63%. We fit the data with a fit function  $-A \cos(2\theta + \varphi)$  where  $A$  is the amplitude of the squeezing and obtain a small value for  $\varphi/\pi = 0.1 \pm 0.03$ . This shows that the light is almost purely amplitude squeezed, i.e. the strongest squeezing is observed for  $\theta$  close to 0 and  $\pi$ .

In the next step, we make use of the homodyne detection scheme to access the spectrum of the entangled photons. Fig. 3 (a) – (c) shows the squeezing spectrum for different  $N$  for the most squeezed ( $\theta = 0, \pi$ ) in orange (bright) and the most anti-squeezed ( $\theta = \pi/2, 3\pi/2$ ) in blue (dark). Here, we average over a  $\theta$ -range of  $\pm 18^\circ$  around both (maxima) minima of  $\langle:\Delta\hat{X}_\theta^2(0): \rangle$ . At  $\theta = (0, \pi)$ , for all atom numbers, the squeezing spectrum  $S_\theta(\omega)$  exhibits fluctuations below zero which confirms that the spectral components created by the two-photon scattering are energy-time entangled [22]. We attribute the deviations at low frequencies mainly to technical low-frequency noise.

In order to determine the spectrum of the entangled two-photon components  $|\phi_N(\omega)|$  we make use of the fact that  $S_\theta(\omega)$  is proportional to  $|\phi_N(\omega)|$  and for a resonant probe can be best extracted at the extrema of the cosine modulation ( $\theta = 0, \pi/2, \pi, 3\pi/2$ ). We obtain  $|\phi_N(\omega)|$  directly from the squeezing spectra as shown in Fig. 3 (a) – (c) by using Eq. (4) and averaging over the absolute value of  $S_\theta(\omega)$  at the four different values of  $\theta$ . Panels (d) – (f) in Fig. 3 show the spectrum of the entangled photons  $|\phi_N(\omega)|$  for different  $N$  from small to large atom numbers. For a small atom number, i.e., a small OD of the atomic ensemble, the spectrum is mainly dominated by a coherent built-up of entangled photons, and the shape of  $\phi_N(\omega)$  is close to the lineshape of the atomic transition as shown in Fig. 3 (d). As  $N$  is increased, as in (e) and (f), the probability increases that squeezed photons are scattered a second time and thereby lost from the waveguide mode. These events are more likely close to the atomic resonance. Consequently, one observes two sidebands, to the left and to the right of the atomic transition. Already for  $N = 194 \pm 14$  the spectrum strongly deviates

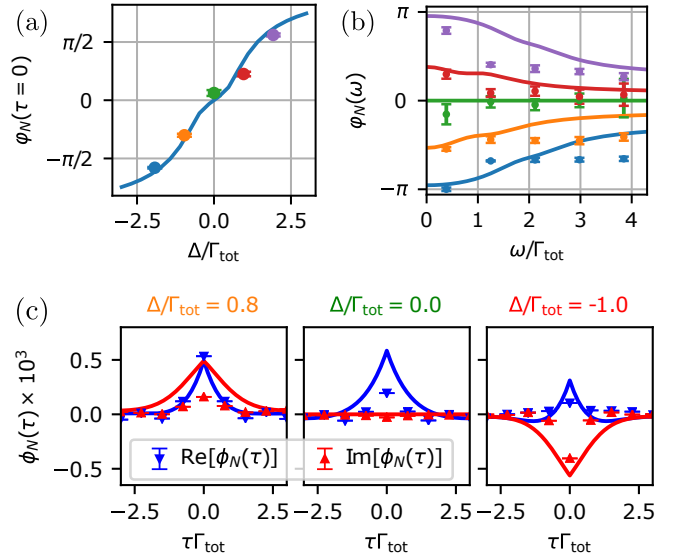


FIG. 4. The phase of the entangled part of the two-photon wavefunction  $\varphi_N$  for  $N = 140$  together with the corresponding theoretical predictions in solid lines. (a) The integrated phase  $\varphi_N(\tau = 0) = \text{Arg}\{\phi_N(\tau = 0)\}$  for different detunings  $\Delta$ . (b) The phase  $\varphi(\omega)$  as a function of frequency. The detunings from above to below are  $\Delta/\Gamma_{\text{tot}} = 1.9, 0.8, 0, -1, -1.9$  and share the same color code as in (a). (c) The reconstructed real and imaginary part of the entangled two-photon time domain wavefunction  $\phi_N(\tau)$ . The solid lines show the corresponding theoretical predictions.

from a Lorentzian. For  $N = 262 \pm 19$ , the entangled photons with frequency components close to resonance have almost vanished and the entangled photon pairs are concentrated in the sidebands.

So far, we considered a resonant probe field which leads to zero phase of the entangled part of the two-photon wavefunction ( $\varphi_N(\omega) = 0$ ). In the following, we measure the detuning dependence of  $\varphi_N(\omega)$ . We probe  $N = 140$  atoms with  $s = 0.37 \pm 0.03$  for different detunings  $\Delta$ . First, we focus on the phase of the integrated squeezing. As in Fig. 2, we fit the integrated squeezing  $\langle:\Delta\hat{X}_\theta^2(0): \rangle$  and extract the offset angle of the integrated phase  $\varphi = \varphi_N(\tau = 0)$  where we introduced the phase of the entangled time-domain domain wavefunction as  $\varphi_N(\tau) = \text{Arg}\{\phi_N(\tau)\}$ . Figure 4 (a) shows the resulting values for  $\varphi_N(\tau = 0)$  together with its theoretical prediction.

In order to reconstruct the complex-valued function  $\phi_N(\omega) = |\phi_N(\omega)|e^{i\varphi_N(\omega)}$ , we access  $\varphi_N(\omega)$  by fitting the phase in each frequency range individually. Figure. 4 (b) shows the phase of  $\phi_N(\omega)$  as a function of  $\omega$  together with its theoretical prediction. From the phase and the magnitude in frequency space, one can equivalently obtain the complex time domain wavefunction  $\phi_N(\tau)$  by an inverse Fourier transform. Using this method, we obtain the experimental  $\phi_N(\tau)$ , and Fig. 4 (c) shows three examples together with the corresponding theoretical prediction which does not contain any fit-parameter.

In conclusion, we observed the generation of squeezed light by sending weak coherent laser light through an ensemble of atoms weakly coupled to a nanofiber. The squeezing spectrum obtained via homodyne measurement gives direct access to the relative phase and magnitude of the two-photon wavefunction at the fiber output, allowing us to reconstruct the time-dependent two-photon wave function of the transmitted light. These measurements reveal the change in phase and magnitude of the entangled photons for different detunings and relate these to the squeezing spectrum.

A recent theoretical proposal has suggested that correlation measurements can be used to reconstruct the scattering matrix of an arbitrary quantum scatterer [33], and a first experimental step has been taken for a single quantum emitter [34]. While we have focused on reconstructing the two-photon wavefunction, our measurement could also be extended to reconstruct the entire scattering matrix of an atomic ensemble. Finally, while in this work we have focused on squeezing measurements, which

quantify second-order amplitude correlations, studying higher-order correlations is also possible with our approach. For example, a non-zero third-order moment can unveil the expected non-Gaussian nature of the output photons and can also uncover the existence of three-body entanglement.

We are grateful to Anders Sørensen, Luis Orozco, Pablo Solano, J.-H. Mueller, B. Hacker and M. Kraft for stimulating discussions and helpful comments. We thank S. Rind for his support in building the experiment. We acknowledge financial support by the Alexander von Humboldt Foundation, the European Commission under the projects ErBeStA (No. 800942) and the ERC grant NanoQuaNt, and by the Austrian Science Fund (DK Co-QuS Project No. W 1210-N16). M.S. acknowledges support by the European Commission (Marie Curie IF Grant No. 896957). S.M. and K.H. acknowledge funding from DFG through CRC 1227 DQ-mat, projects A05 and A06, and “Niedersächsisches Vorab” through the “Quantum- and Nano-Metrology (QUANOMET)”.

- 
- [1] K. M. Birnbaum, A. Boca, R. Miller, A. D. Boozer, T. E. Northup, and H. J. Kimble, *Nature* **436**, 87 (2005).
  - [2] B. Dayan, A. S. Parkins, T. Aoki, E. P. Ostby, K. J. Vahala, and H. J. Kimble, *Science* **319**, 1062 (2008).
  - [3] A. Faraon, I. Fushman, D. Englund, N. Stoltz, P. Petroff, and J. Vučković, *Nature Physics* **4**, 859 (2008).
  - [4] A. Reinhard, T. Volz, M. Winger, A. Badolato, K. J. Hennessy, E. L. Hu, and A. Imamoglu, *Nature Photonics* **6**, 93 (2012).
  - [5] A. Reiserer, N. Kalb, G. Rempe, and S. Ritter, *Nature* **508**, 237 (2014).
  - [6] J. Volz, M. Scheucher, C. Junge, and A. Rauschenbeutel, *Nature Photonics* **8**, 965 (2014).
  - [7] C. Hamsen, K. N. Tolazzi, T. Wilk, and G. Rempe, *Physical Review Letters* **118**, 133604 (2017).
  - [8] T. Peyronel, O. Firstenberg, Q.-Y. Liang, S. Hofferberth, A. V. Gorshkov, T. Pohl, M. D. Lukin, and V. Vuletić, *Nature* **488**, 57 (2012).
  - [9] Y. O. Dudin and A. Kuzmich, *Science* **336**, 887 (2012).
  - [10] V. Parigi, E. Bimbard, J. Stanojevic, A. J. Hilliard, F. Nogrette, R. Tualle-Broui, A. Ourjoumtsev, and P. Grangier, *Physical Review Letters* **109**, 233602 (2012).
  - [11] D. Maxwell, D. J. Szwer, D. Paredes-Barato, H. Busche, J. D. Pritchard, A. Gauguier, K. J. Weatherill, M. P. A. Jones, and C. S. Adams, *Physical Review Letters* **110**, 103001 (2013).
  - [12] S. Baur, D. Tiarks, G. Rempe, and S. Dürr, *Physical Review Letters* **112**, 073901 (2014).
  - [13] J. D. Thompson, T. L. Nicholson, Q.-Y. Liang, S. H. Cantu, A. V. Venkatramani, S. Choi, I. A. Fedorov, D. Viscor, T. Pohl, M. D. Lukin, and V. Vuletić, *Nature* **542**, 206 (2017).
  - [14] N. Stiesdal, J. Kumlin, K. Kleinbeck, P. Lunt, C. Braun, A. Paris-Mandoki, C. Tresp, H. P. Büchler, and S. Hofferberth, *Physical Review Letters* **121**, 103601 (2018).
  - [15] D. Tiarks, S. Schmidt-Eberle, T. Stolz, G. Rempe, and S. Dürr, *Nature Physics* **15**, 124 (2019).
  - [16] S. Mahmoodian, M. Čepulkovskis, S. Das, P. Lodahl, K. Hammerer, and A. S. Sørensen, *Physical Review Letters* **121**, 143601 (2018).
  - [17] A. S. Prasad, J. Hinney, S. Mahmoodian, K. Hammerer, S. Rind, P. Schneeweiss, A. S. Sørensen, J. Volz, and A. Rauschenbeutel, *Nature Photonics*, 1 (2020).
  - [18] R. E. Slusher, L. W. Hollberg, B. Yurke, J. C. Mertz, and J. F. Valley, *Physical Review Letters* **55**, 2409 (1985).
  - [19] A. Ourjoumtsev, A. Kubanek, M. Koch, C. Sames, P. W. H. Pinkse, G. Rempe, and K. Murr, *Nature* **474**, 623 (2011).
  - [20] C. H. H. Schulte, J. Hansom, A. E. Jones, C. Matthiesen, C. Le Gall, and M. Atatüre, *Nature* **525**, 222 (2015).
  - [21] D. F. Walls and P. Zoller, *Physical Review Letters* **47**, 709 (1981).
  - [22] S. Zippilli, G. D. Giuseppe, and D. Vitali, *New Journal of Physics* **17**, 043025 (2015).
  - [23] R. L. Carman, R. Y. Chiao, and P. L. Kelley, *Physical Review Letters* **17**, 1281 (1966).
  - [24] E. Vetsch, D. Reitz, G. Sagué, R. Schmidt, S. T. Dawkins, and A. Rauschenbeutel, *Physical Review Letters* **104**, 203603 (2010).
  - [25] F. Le Kien, V. I. Balykin, and K. Hakuta, *Physical Review A* **70**, 063403 (2004).
  - [26] E. Vetsch, S. T. Dawkins, R. Mitsch, D. Reitz, P. Schneeweiss, and A. Rauschenbeutel, *IEEE Journal of Selected Topics in Quantum Electronics* **18**, 1763 (2012).
  - [27] See Supplemental Material for the determination of  $\beta$ .
  - [28] See Supplemental Material for a detailed discussion of the detection efficiency.
  - [29] J. Appel, D. Hoffman, E. Figueroa, and A. I. Lvovsky, *Physical Review A* **75**, 035802 (2007).
  - [30] See Supplemental Material for a detailed calculation.
  - [31] M. J. Collett, D. F. Walls, and P. Zoller, *Optics Communications* **52**, 145 (1984).
  - [32] A. Heidmann and S. Reynaud, *Journal de Physique* **46**, 1937 (1985).
  - [33] T. Ramos and J. J. García-Ripoll, *Physical Review Letters* **119**, 153601 (2017).



- [34] H. L. Jeannic, T. Ramos, S. F. Simonsen, T. Pregnolato, Z. Liu, R. Schott, A. D. Wieck, A. Ludwig, N. Rotenberg, J. J. García-Ripoll, and P. Lodahl, arXiv:2006.00258 [quant-ph] (2020), arXiv:2006.00258 [quant-ph].
- [35] The factor 8 is due to a different definition of  $s$  compared to [16].
- [36] S. Stenholm, *Foundations of Laser Spectroscopy* (Courier Corporation, 2012).
- [37] A. I. Lvovsky, arXiv:1401.4118 [physics, physics:quant-ph] (2014), arXiv:1401.4118 [physics, physics:quant-ph].
- [38] R. Mitsch, C. Sayrin, B. Albrecht, P. Schneeweiss, and A. Rauschenbeutel, Physical Review A **89**, 063829 (2014).

## Supplementary Material: Unraveling two-photon entanglement via the squeezing spectrum of light traveling through nanofiber-coupled atoms

### S1. THEORY CALCULATION FOR SQUEEZING SPECTRUM

In this section we calculate the squeezing spectrum  $S_\theta(\omega)$  in the low saturation limit [35] ( $s/8 \ll 1$ ). We start by calculating  $\langle : \Delta \hat{X}_\theta(0) \Delta \hat{X}_\theta(\tau) : \rangle$

$$\langle : \Delta \hat{X}_\theta(0) \Delta \hat{X}_\theta(\tau) : \rangle = \frac{1}{4} e^{2i\theta} \{ \langle \hat{a}(\tau) \hat{a}(0) \rangle - \langle \hat{a}(\tau) \rangle \langle \hat{a}(0) \rangle \} + c.c. + \frac{1}{4} \{ \langle \hat{a}^\dagger(\tau) \hat{a}(0) \rangle - \langle \hat{a}^\dagger(\tau) \rangle \langle \hat{a}(0) \rangle \} + c.c.. \quad (S1)$$

We assume a weak drive such that the dynamics of the system are captured by the one- and two-photon Fock states. We calculate the expectation values for the output state  $|\text{out}\rangle$  which is a combination of the single- and two-photon components,  $|\text{out}\rangle_1$  and  $|\text{out}\rangle_2$ , respectively. The respective definitions are given in [16] and from these we calculate to first order in  $P_{\text{in}}/P_{\text{sat}}$

$$\langle \text{out} | \hat{a}(x) \hat{a}(0) | \text{out} \rangle = e^{-|\alpha|^2/2} \langle 0 | \hat{a}(x) \hat{a}(0) | \text{out} \rangle_2 \simeq P_{\text{in}} \psi_N(0, x). \quad (S2)$$

Here, we assumed a continuous coherent input state with power, in photons per second,  $P_{\text{in}} = \alpha^2 v_g / L$ , where  $\alpha$  is the coherent amplitude and  $L$  is a quantization length. We take the limit of  $\alpha, L \rightarrow \infty$  such that the power of the coherent state approaches a finite constant. The two photon wave function  $\psi_N(0, x)$  is defined as in Ref. [16]. To first order in  $P_{\text{in}}$  the term  $\langle \hat{a}^\dagger(\tau) \hat{a}(0) \rangle - \langle \hat{a}^\dagger(\tau) \rangle \langle \hat{a}(0) \rangle$  vanishes and the term  $\langle \hat{a} \rangle^2$  is given by  $t_\Delta^{2N} P_{\text{in}}$ . This leads to the expression:

$$\begin{aligned} \langle : \Delta \hat{X}_\theta(0) \Delta \hat{X}_\theta(x) : \rangle &= \frac{1}{4} P_{\text{in}} e^{2i\theta} [\psi_N(0, x) - t_\Delta^{2N}] + c.c. \\ &= -\frac{\Gamma_{\text{tot}}}{16\beta} \frac{P_{\text{in}}}{P_{\text{sat}}} \text{Re} [e^{2i\theta} \phi_N(x)] \end{aligned} \quad (S3)$$

where again we follow the definitions and notations of [16] for  $\phi_N(x)$ . Finally, for the squeezing spectrum, we obtain:

$$S_\theta(\omega) = -\frac{\Gamma_{\text{tot}}}{16\beta} \frac{P_{\text{in}}}{P_{\text{sat}}} \text{Re} [e^{2i\theta} \phi_N(\omega)]. \quad (S4)$$

We note that for a resonant probe field  $\phi_N(x)$  becomes entirely real.

The full expression of  $\phi_N(\omega)$  is given in [16]. In the following we will focus on a resonant probe field where in two limits simple analytic results can be obtained. Furthermore, the two different shapes of the squeezing spectrum in those two limits can be directly seen in Fig. S1.

#### A. Small optical depth limit

In the low optical depth limit  $\beta N \ll 1$  the squeezing is dominated by a coherent enhancement with the number of emitters. The entangled part of the two-photon wavefunction can be calculated as:

$$\phi_N(x) = 4N\beta^2 e^{-\frac{\Gamma_{\text{tot}}}{2}|x|}, \quad (S5)$$

which leads together with Eq. (S4) to:

$$S_\theta(\omega) = -N\beta \cos(2\theta) \frac{P_{\text{in}}}{P_{\text{sat}}} \frac{\Gamma_{\text{tot}}^2}{\Gamma_{\text{tot}}^2 + 4\omega^2}. \quad (\text{S6})$$

This is a Lorentzian and equivalent to the squeezing from  $N$  single emitters. Squeezing peaks at  $\omega = 0$ , i.e. maximum squeezing is expected on resonance. The spectrum described by Eq. (S6) is shown in Fig. S1 (a) and (d) as dashed lines.

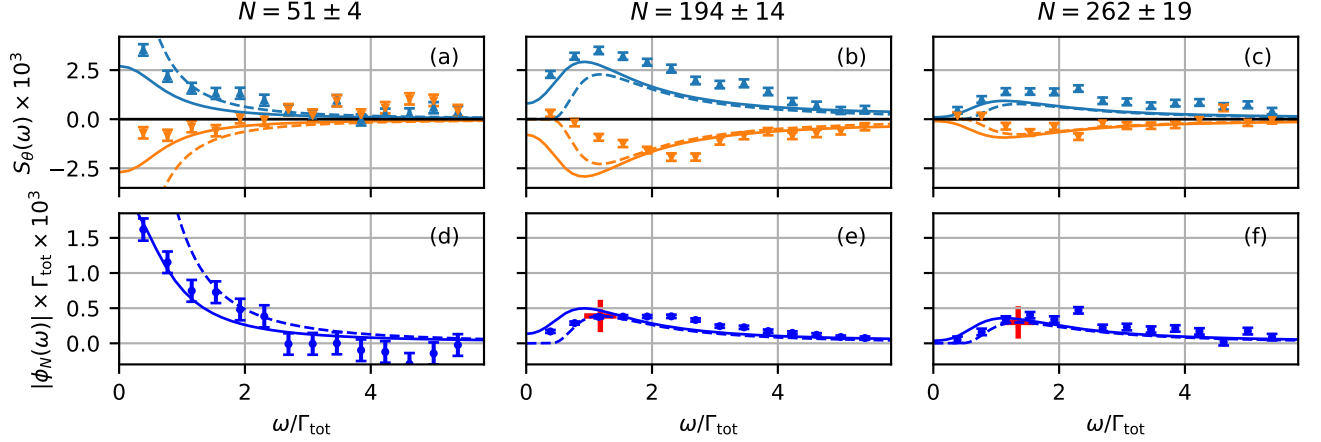


FIG. S1. Same as Fig. 3 together with the corresponding asymptotic expressions in dashed lines: (a) & (d) with  $N = 51 \pm 4$  is close to the small optical depth limit in which the squeezing/two-photon spectrum is close to a Lorentzian. (b) & (e), (c) & (f) with  $N = 194 \pm 14$  and  $N = 262 \pm 19$  respectively are close to the optical large depth limit where sidebands develop. The maximum squeezing as expected in the asymptotic limit and given by Eq. (S9) is shown by the red cross.

## B. Large optical depth limit

In the large optical depth limit  $\xi_N^2 \equiv \beta N(1 - \beta) \gg 1$  we have

$$\phi_N(\omega) = \frac{\beta \Gamma_{\text{tot}}}{\omega^2} e^{-\frac{\xi_N^2 \Gamma_{\text{tot}}}{\omega^2}}. \quad (\text{S7})$$

This leads together with Eq. (S4) to:

$$S_\theta(\omega) = -\frac{1}{16} \cos(2\theta) \frac{P_{\text{in}}}{P_{\text{sat}}} \frac{\Gamma_{\text{tot}}^2}{\omega^2} e^{-\frac{\xi_N^2 \Gamma_{\text{tot}}}{\omega^2}}. \quad (\text{S8})$$

This yields maximum squeezing at a frequency  $\omega_{\text{max}} = \pm \xi_N \Gamma_{\text{tot}}$  which is shown in Fig. S1 by the red cross. The peak amplitude is given by

$$S_\theta(\pm \xi_N \Gamma_{\text{tot}}) = -\frac{1}{16} \cos(2\theta) \frac{P_{\text{in}}}{P_{\text{sat}}} \frac{1}{e \xi_N^2}, \quad (\text{S9})$$

i.e. the amplitude is proportional to  $1/N$ . This asymptotic prediction is shown in Fig. S1 (b) & (e) and (c) & (f) where we have  $\xi_N^2 = 1.4$  and  $\xi_N^2 = 1.8$ .

## S2. THE SETUP

### A. Measurement of $\beta$

In order to measure the coupling strength  $\beta$  in our experiment we perform a transmission measurement for varying input power from  $s = 0.03$  to  $s = 15$  and note the corresponding transmission. The transmission  $T$  is given by an

extended Lambert-Beer law [36] and one can show that it follows

$$T = \frac{\mathfrak{W}(e^{-4\beta N + \frac{P_{\text{in}}}{P_{\text{sat}}}})}{\frac{P_{\text{in}}}{P_{\text{sat}}}} \quad (\text{S10})$$

where  $\mathfrak{W}$  denotes the Lambert W function. The fitted experimental data is shown in Fig. S2 from which we obtain  $\beta = 0.0070(5)$ .

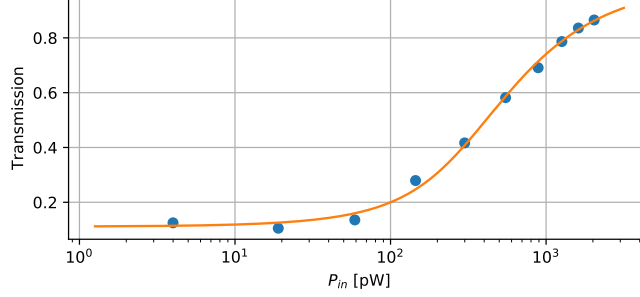


FIG. S2. Ensemble transmission as function of input power  $P_{\text{in}}$ . The orange line is a fit of the data (blue dots). The free fitting parameters are  $N$  and  $\beta$ .

### B. Measurement of the efficiency of the detection setup.

In order to measure the efficiency of our homodyne setup, we characterize a well-defined coherent state without atoms. We measure the power of the coherent state with a single photon detector and compare it to the power obtained from the homodyne setup. This leads to an overall photon detection efficiency of  $\eta = 0.22$ . This value is in agreement with the efficiency obtained from the optical losses, mode matching and electronic noise [29, 37].

### C. Measurement of the squeezing spectrum

In order to measure the normally ordered squeezing spectrum  $S(\omega)$  – the Fourier transform of the auto-correlation function of  $\Delta\hat{X}(t)$  – we first compute the Fourier spectrum of the current  $\Delta I(t)$  via a Fast-Fourier Transform. By using the Wiener-Khinchin theorem this quantity, normalized to the vacuum reference, is the non-normally order squeezing spectrum

$$\tilde{S}_\theta(\omega) = 4 \int_{-\infty}^{\infty} d\tau \left\langle \Delta\hat{X}_\theta(0) \Delta\hat{X}_\theta(\tau) \right\rangle e^{i\omega\tau} = \frac{|\int_{-\infty}^{\infty} dt \Delta I(t) e^{i\omega t}|^2}{|\int_{-\infty}^{\infty} dt \Delta I_{\text{vac}}(t) e^{i\omega t}|^2} \quad (\text{S11})$$

where  $\Delta I_{\text{vac}}(t)$  is recorded from the vacuum measurement i.e. the case where the transmitted light from the nanofiber is blocked. The normalization to the vacuum reference eliminates the normalization ambiguities of the Fast-Fourier Transform. The prefactor 4 in Eq. (S11) is due to the factor  $\frac{1}{2}$  in our definition of  $\hat{X}_\theta(t)$ . We finally obtain the normally ordered squeezing spectrum via  $S_\theta(\omega) = \frac{1}{4} [\tilde{S}_\theta(\omega) - 1]$ .

#### 1. The integrated squeezing

In Fig. 2 we show the integrated squeezing  $2\pi \langle :\hat{X}_\theta^2(\tau=0): \rangle = \int_{-\infty}^{\infty} S_\theta(\omega) d\omega$ . Experimentally, we limit the integration to the bound  $f_{\text{min}} = 1.5 \text{ MHz}$  to  $f_{\text{max}} = 23 \text{ MHz}$ . The experimental quantity is then  $\langle :\hat{X}_\theta^2(\tau=0): \rangle = 2 \int_{f_{\text{min}}}^{f_{\text{max}}} S_\theta(f) df$  where  $S_\theta(f)$  is the measured normal ordered squeezing spectrum and the factor 2 is due to the one-sided spectrum. In the last step, we neglected the squeezing which is generated outside of our bandwidth. Due to this effect, we estimate from our theoretical calculation of  $S_\theta(\omega)$  that the experimental value of  $\langle :\hat{X}_\theta^2(\tau=0): \rangle$  is 23% smaller than the total squeezing integrated over the full frequency range.



## 2. Zero noise

A state of no noise is given by  $\tilde{S}_\theta(\omega) = 0$  from which follows that the normally ordered quantity for no noise is  $S_\theta(\omega) = -1/4$ . The integrated normally ordered squeezing of no noise is  $\langle :\hat{X}_\theta^2(\tau = 0): \rangle / \Delta f = -1/2$  where  $\Delta f = f_{\max} - f_{\min}$ .

## D. The cycling transition

The measurements were all carried out on the  $6S_{1/2}, F = 4 \rightarrow 6P_{3/2}, F' = 5$  transition (D2-line). Initially, the atoms are in a combination of all magnetic quantum states  $m_F$  states. Before the homodyne measurement, the atoms are optically pumped for a few microseconds by resonant light in zero magnetic field [38]. This transfers the atoms to the cycling transition  $F = 4, m_F = 4 \rightarrow F = 5, m_F = 5$  of the Cesium D2-line. Then, the system behaves as an effective two-level system.

## S3. PHASE AND AMPLITUDE SQUEEZING

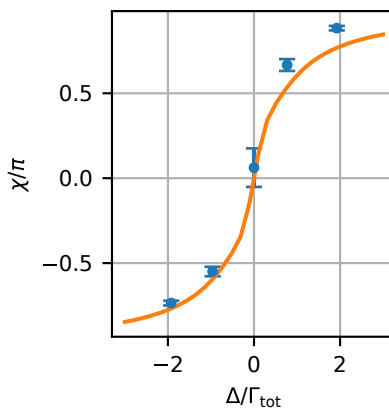


FIG. S3. The measured squeezing angle  $\chi$  as a function of input detuning  $\Delta$  (blue data points) together with the corresponding theoretical prediction (solid line) for measured  $N = 140 \pm 10$  atoms.

In the main text, we investigate the relative phase of the entangled two-photon wavefunction  $\varphi_N(\tau) = \text{Arg}\{\phi_N(\tau)\}$  with respect to the input light. For off-resonant light, the atoms imprint a phase-shift on the light as given by Eq.(1). Instead of investigating  $\varphi_N(\tau)$ , one can equivalently study the squeezing angle with respect to the output light field  $\langle X_\theta(t) \rangle$ . For this, we introduce the squeezing angle  $\chi = \varphi_N(\tau = 0) - \text{Arg}\{t_\Delta^N\}$ . For  $\chi = 0$ , the quadrature fluctuations  $\langle :\Delta X_\theta(0)^2: \rangle$  and the output light field  $\langle X_\theta(t) \rangle$  are in phase and the light is amplitude squeezed. For  $\chi = \pm\pi$ , the light is phase squeezed. Figure S3 shows the measured angle  $\chi$  as function of detuning  $\Delta$  together with its theoretical prediction.

We would like to point out, that in contrast to the amplitude of the entangled part of the two-photon wavefunction, the measurements of the phases do not depend on the detection efficiency  $\eta$  in our setup.

## S4. SQUEEZING FROM UNTRAPPED ATOMS

It is interesting to note that the underlying physics does not depend on the periodicity of the lattice potential that is introduced by the standing wave of the red detuned trap fields. As a confirmation we performed a squeezing measurement without the optical lattice which could potentially introduce a periodicity. We observe a squeezing of 0.23%, similar to the case where atoms are trapped. This agrees with our expectations as the lattice does not significantly change the average  $\beta$ -factor of the atoms. Figure S4 shows  $\langle :\Delta X_\theta(0)^2: \rangle$  as a function of  $\theta$  which shows that this configuration also exhibits squeezing.

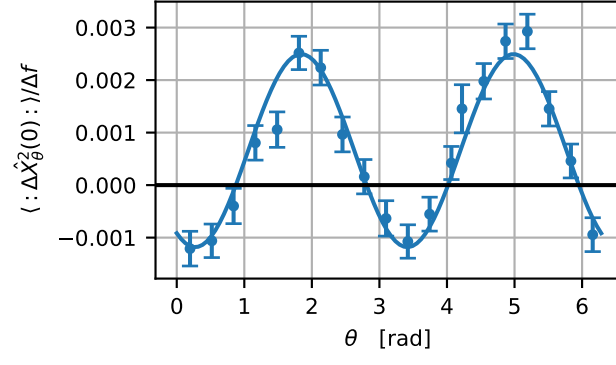


FIG. S4. The squeezing from untrapped atoms in the bandwidth from  $f_{\min} = 1.5$  MHz to  $f_{\max} = 12$  MHz with an input power of  $P_{\text{in}} = 20$  pW.