
Average-reward model-free reinforcement learning: a systematic review and literature mapping

Vektor Dewanto¹, George Dunn², Ali Eshragh^{2,4}, Marcus Gallagher¹, and Fred Roosta^{3,4}

¹School of Information Technology and Electrical Engineering, University of Queensland, AU

²School of Mathematical and Physical Sciences, University of Newcastle, AU

³School of Mathematics and Physics, University of Queensland, AU

⁴International Computer Science Institute, Berkeley, CA, USA

v.dewanto@uqconnect.edu.au, george.dunn@uon.edu.au,
{marcusg,fred.roosta}@uq.edu.au, ali.eshragh@newcastle.edu.au

Abstract

Reinforcement learning is important part of artificial intelligence. In this paper, we review model-free reinforcement learning that utilizes the average reward optimality criterion in the infinite horizon setting. Motivated by the solo survey by [Mahadevan \(1996a\)](#), we provide an updated review of work in this area and extend it to cover policy-iteration and function approximation methods (in addition to the value-iteration and tabular counterparts). We present a comprehensive literature mapping. We also identify and discuss opportunities for future work.

1 Introduction

Reinforcement learning (RL) is one promising approach to the problem of making sequential decisions under uncertainty. Such a problem is often formulated as a Markov decision process (MDP) with a state set \mathcal{S} , an action set \mathcal{A} , a reward set \mathcal{R} , and a decision-epoch set \mathcal{T} . At each decision-epoch (i.e. timestep) $t \in \mathcal{T}$, a decision maker (henceforth, an agent) is at a state $s_t \in \mathcal{S}$, and chooses to then execute an action $a_t \in \mathcal{A}$. Consequently, the agent arrives at the next state s_{t+1} and earns an (immediate) reward r_{t+1} . For $t = 0, 1, \dots, t_{\max}$ with $t_{\max} \leq \infty$, the agent experiences a sequence of $S_0, A_0, R_1, S_1, A_1, R_2, \dots, S_{t_{\max}}$. Here, S_0 is drawn from an initial state distribution p_{s_0} , whereas s_{t+1} and r_{t+1} are governed by the environment dynamics, which is fully specified by the state-transition probability $p(s'|s, a) := \Pr\{S_{t+1} = s' | S_t = s, A_t = a\}$, and the reward function $r(s, a, s') = \sum_{r \in \mathcal{R}} \Pr\{r | s, a, s'\} \cdot r$.

The solution to the decision making problem is a mapping from every state to a probability distribution over the set of available actions in that state. This mapping is called a policy, i.e. $\pi : \mathcal{S} \times \mathcal{A} \mapsto [0, 1]$, where $\pi(a_t | s_t) := \Pr\{A = a_t | S_t = s_t\}$. Thus, solving such a problem amounts to finding the optimal policy, denoted by π^* . The basic optimality criterion asserts that a policy with the largest value is optimal. That is, $v(\pi^*) \geq v(\pi), \forall \pi \in \Pi$, where the function v measures the value of any policy π in the policy set Π . There are two major ways to value a policy based on the infinite reward sequence that it generates, namely the average- and discounted-reward policy value formulations. They induce the average- and discounted-reward optimality criteria, respectively. For an examination of their relationship, pros, and cons in RL, we refer the readers to ([Dewanto and Gallagher, 2021](#)).

Furthermore, RL can be viewed as simulation-based asynchronous approximate dynamic programming (DP) ([Gosavi, 2015](#), Ch 7). Particularly in model-free RL, the simulation is deemed expensive because it corresponds to direct interaction between an agent and its (real) environment. Model-free RL mitigates not only the curse of dimensionality (inherently as approximate DP methods), but also

the curse of modeling (since no model learning is required). This is in contrast to model-based RL, where an agent interacts with the learned model of the environment (Dean et al., 2017; Jaksch et al., 2010; Tadepalli and Ok, 1998). Model-free RL is fundamental in that it encompasses the bare essentials for updating sequential decision rules through natural agent-environment interaction. The same update machinery can generally be applied to model-based RL. In practice, we may always desire a system that runs both model-free and model-based mechanisms, see e.g. the so-called Dyna architecture (Silver et al., 2008; Sutton, 1990).

This work surveys the existing value- and policy-iteration based average-reward model-free RL. We begin by reviewing relevant DP (as the root of RL), before progressing to the tabular then function approximation settings in RL. For comparison, the solo survey on average-reward RL (Mahadevan, 1996a) embraced only the tabular value-iteration based methods. We present our review in Secs 3 and 4, which are accompanied by concise Tables 1 and 2 (in Appendix A) along with literature maps (Figs 1, 2, 3, and 4 in Appendix B). We then discuss the insight and outlook in Sec 5. Additionally in Appendix C, we compile environments that were used for evaluation by the existing works.

In order to limit the scope, this work focuses on model-free RL with a single non-hierarchical agent interacting *online* with its environment. We do not include works that *approximately* optimize the average reward by introducing a discount factor (hence, the corresponding approximation error), e.g. Schneckentreither (2020); Karimi et al. (2019); Bartlett and Baxter (2002). We also choose not to examine RL methods that are based on linear programming (Wang, 2017; Neu et al., 2017), and decentralized learning automata (Chang, 2009; Wheeler and Narendra, 1986).

2 Preliminaries

We assume that the problem we aim to tackle can be well modeled as a Markov decision process (MDP) with the following properties.

- The state set \mathcal{S} and action set \mathcal{A} are finite. All states are fully observable, and all actions $a \in \mathcal{A}$ are available in every state $s \in \mathcal{S}$. The decision-epoch set $\mathcal{T} = \mathbb{Z}^{\geq 0}$ is discrete and infinite. Thus, we have discrete-time infinite-horizon finite MDPs.
- The state-transition probability $p(s_{t+1}|s_t, a_t)$ and the reward function $r(s_t, a_t)$ are both stationary (time homogenous, fixed over time). Here, $r(s_t, a_t) = \mathbb{E}[r(s_t, a_t, S_{t+1})]$, and it is uniformly bounded by a finite constant r_{\max} , i.e. $|r(s, a)| \leq r_{\max} < \infty, \forall (s, a) \in \mathcal{S} \times \mathcal{A}$.
- The MDP is recurrent, and its optimal policies belong to the stationary policy set $\Pi_{\mathcal{S}}$.

Furthermore, every stationary policy $\pi \in \Pi_{\mathcal{S}}$ of an MDP induces a Markov chain (MC), whose transition (stochastic) matrix is denoted as $\mathbf{P}_{\pi} \in [0, 1]^{|\mathcal{S}| \times |\mathcal{S}|}$. The $[s, s']$ -entry of \mathbf{P}_{π} indicates the probability of transitioning from a current state s to the next state s' under a policy π . That is, $\mathbf{P}_{\pi}[s, s'] = \sum_{a \in \mathcal{A}} \pi(a|s)p(s'|s, a)$. The t -th power of \mathbf{P}_{π} gives \mathbf{P}_{π}^t , whose $[s_0, s]$ -entry indicates the probability of being in state s in t timesteps when starting from s_0 and following π . That is, $\mathbf{P}_{\pi}^t[s_0, s] = \Pr\{S_t = s | s_0, \pi\} =: p_{\pi}^t(s|s_0)$. The limiting distribution of p_{π}^t is given by

$$p_{\pi}^*(s|s_0) = \lim_{t_{\max} \rightarrow \infty} \frac{1}{t_{\max}} \sum_{t=0}^{t_{\max}-1} p_{\pi}^t(s|s_0) = \lim_{t_{\max} \rightarrow \infty} p_{\pi}^{t_{\max}}(s|s_0), \quad \forall s \in \mathcal{S}, \quad (1)$$

where the first limit is proven to exist in finite MDPs, while the second limit exists whenever the finite MDP is aperiodic (Puterman, 1994, Appendix A.4). This limiting state distribution p_{π}^* is equivalent to the unique stationary (time-invariant) state distribution that satisfies $(\mathbf{p}_{\pi}^*)^{\top} \mathbf{P}_{\pi} = (\mathbf{p}_{\pi}^*)^{\top}$, which may be achieved in finite timesteps. Here, $\mathbf{p}_{\pi}^* \in [0, 1]^{|\mathcal{S}|}$ is $p_{\pi}^*(s|s_0)$ stacked together for all $s \in \mathcal{S}$.

The *expected* average reward (also termed the gain) value of a policy π is defined for all $s_0 \in \mathcal{S}$ as

$$v_g(\pi, s_0) := \lim_{t_{\max} \rightarrow \infty} \frac{1}{t_{\max}} \mathbb{E}_{S_t, A_t} \left[\sum_{t=0}^{t_{\max}-1} r(S_t, A_t) \middle| S_0 = s_0, \pi \right] \quad (2)$$

$$= \sum_{s \in \mathcal{S}} \left\{ \lim_{t_{\max} \rightarrow \infty} \frac{1}{t_{\max}} \sum_{t=0}^{t_{\max}-1} p_{\pi}^t(s|s_0) \right\} r_{\pi}(s) = \sum_{s \in \mathcal{S}} p_{\pi}^*(s|s_0) r_{\pi}(s) \quad (3)$$

$$= \lim_{t_{\max} \rightarrow \infty} \mathbb{E}_{S_{t_{\max}}, A_{t_{\max}}} \left[r(S_{t_{\max}}, A_{t_{\max}}) \middle| S_0 = s_0, \pi \right], \quad (4)$$

where $r_\pi(s) = \sum_{a \in \mathcal{A}} \pi(a|s) r(s, a)$. The limit in (2) exists when the policy π is stationary, and the MDP is finite (Puterman, 1994, Prop 8.1.1). Whenever it exists, the equality in (3) follows due to the existence of limit in (1) and the validity of interchanging the limit and the expectation. The equality in (4) holds if its limit exists, for instance when π is stationary and the induced MC is aperiodic (nonetheless, note that even if the induced MC is periodic, the limit in (4) exists for certain reward structures, see Puterman (1994, Problem 5.2)). In matrix forms, the gain can be expressed as

$$v_g(\pi) = \lim_{t_{\max} \rightarrow \infty} \frac{1}{t_{\max}} \mathbf{v}_{t_{\max}}(\pi) = \lim_{t_{\max} \rightarrow \infty} \frac{1}{t_{\max}} \sum_{t=0}^{t_{\max}-1} \mathbf{P}_\pi^t \mathbf{r}_\pi = \mathbf{P}_\pi^* \mathbf{r}_\pi,$$

where $\mathbf{r}_\pi \in \mathbb{R}^{|\mathcal{S}|}$ is $r_\pi(s)$ stacked together for all $s \in \mathcal{S}$. Notice that the gain involves taking the limit of the average of the *expected* total reward $\mathbf{v}_{t_{\max}}$ from $t = 0$ to $t_{\max} - 1$ for $t_{\max} \rightarrow \infty$.

Since unichain MDPs have a single chain (i.e. a closed irreducible recurrent class), the stationary distribution is invariant to initial states. Therefore, \mathbf{P}_π^* has identical rows so that the gain is constant across all initial states. That is, $v_g(\pi) = \mathbf{p}_\pi^* \cdot \mathbf{r}_\pi = v_g(\pi, s_0), \forall s_0 \in \mathcal{S}$, hence $\mathbf{v}_g(\pi) = v_g(\pi) \cdot \mathbf{1}$. The gain $v_g(\pi)$ can be interpreted as the stationary reward because it represents the average reward per timestep of a system in its steady-state under π .

A policy $\pi^* \in \Pi_{\mathcal{S}}$ is gain-optimal (hereafter, simply called optimal) if

$$v_g(\pi^*, \mathcal{S}) \geq v_g(\pi, \mathcal{S}), \quad \forall \pi \in \Pi_{\mathcal{S}}, \forall s_0 \in \mathcal{S}, \quad \text{hence } \pi^* \in \operatorname{argmax}_{\pi \in \Pi_{\mathcal{S}}} v_g(\pi) \quad (5)$$

Such an optimal policy π^* is also a greedy (hence, deterministic) policy in that it selects actions maximizing the RHS of the average-reward Bellman *optimality* equation (which is useful for deriving optimal control algorithms) as follows,

$$v_b(\pi^*, s) + v_g(\pi^*) = \max_{a \in \mathcal{A}} \left\{ r(s, a) + \sum_{s' \in \mathcal{S}} p(s'|s, a) v_b(\pi^*, s') \right\}, \quad \forall s \in \mathcal{S}, \quad (6)$$

where v_b denotes the bias value. It is defined for all $\pi \in \Pi_{\mathcal{S}}$ and all $s_0 \in \mathcal{S}$ as

$$v_b(\pi, s_0) := \lim_{t_{\max} \rightarrow \infty} \mathbb{E}_{S_t, A_t} \left[\sum_{t=0}^{t_{\max}-1} (r(S_t, A_t) - v_g(\pi)) \middle| S_0 = s_0, \pi \right] \quad (7)$$

$$= \lim_{t_{\max} \rightarrow \infty} \sum_{t=0}^{t_{\max}-1} \sum_{s \in \mathcal{S}} (p_\pi^t(s|s_0) - p_\pi^*(s)) r_\pi(s) \quad (8)$$

$$= \underbrace{\sum_{t=0}^{\tau-1} \sum_{s \in \mathcal{S}} p_\pi^t(s|s_0) r_\pi(s)}_{\text{the expected total reward } v_\tau} - \tau v_g(\pi) + \underbrace{\lim_{t_{\max} \rightarrow \infty} \sum_{t=\tau}^{t_{\max}-1} \sum_{s \in \mathcal{S}} (p_\pi^t(s|s_0) - p_\pi^*(s)) r_\pi(s)}_{\text{approaches 0 as } \tau \rightarrow \infty} \quad (9)$$

$$= \sum_{s \in \mathcal{S}} \left\{ \lim_{t_{\max} \rightarrow \infty} \sum_{t=0}^{t_{\max}-1} (p_\pi^t(s|s_0) - p_\pi^*(s)) \right\} r_\pi(s) = \sum_{s \in \mathcal{S}} d_\pi(s|s_0) r_\pi(s), \quad (10)$$

where all limits are assumed to exist, and (7) is bounded because of the subtraction of $v_g(\pi)$. Whenever exchanging the limit and the expectation is valid in (10), $d_\pi(s|s_0)$ represents the $[s_0, s]$ -entry of the non-stochastic deviation matrix $\mathbf{D}_\pi := (\mathbf{I} - \mathbf{P}_\pi + \mathbf{P}_\pi^*)^{-1}(\mathbf{I} - \mathbf{P}_\pi^*)$.

The bias $v_b(\pi, s_0)$ can be interpreted in several ways. **Firstly** based on (7), the bias is the expected total difference between the immediate reward $r(s_t, a_t)$ and the stationary reward $v_g(\pi)$ when a process starts at s_0 and follows π . **Secondly** from (8), the bias indicates the difference between the expected total rewards of two processes under π : one starts at s_0 and the other at an initial state drawn from p_π^* . Put in another way, it is the difference of the total reward of π and the total reward that would be earned if the reward per timestep were $v_g(\pi)$. **Thirdly**, decomposing the timesteps as in (9) yields $v_\tau(\pi, s_0) \approx v_g(\pi)\tau + v_b(\pi, s_0)$. This suggests that the bias serves as the intercept of a line around which the expected total reward v_τ oscillates, and eventually converges as τ increases. Such a line has a slope of the gain value. For example in an MDP with zero reward absorbing terminal state (whose gain is 0), the bias equals the expected total reward before the process is absorbed. **Lastly**, the deviation factor $(p_\pi^t(s|s_0) - p_\pi^*(s))$ in (10) is non-zero only before the process

reaches its steady-state. Therefore, the bias indicates the transient performance. It may be regarded as the “transient” reward, whose values are earned during the transient phase.

For any reference states $s_{\text{ref}} \in \mathcal{S}$, we can define the (bias) relative value v_{brel} as follows

$$v_{\text{brel}}(\pi, s) := v_b(\pi, s) - v_b(\pi, s_{\text{ref}}) = \lim_{t_{\text{max}} \rightarrow \infty} \{v_{t_{\text{max}}}(\pi, s) - v_{t_{\text{max}}}(\pi, s_{\text{ref}})\}, \quad \forall \pi \in \Pi_{\mathcal{S}}, \forall s \in \mathcal{S}.$$

The right-most equality follows from (7) or (9), since the gain are the same from both s and s_{ref} . It indicates that v_{brel} represents the asymptotic different in the expected total reward due to starting from s , instead of s_{ref} . More importantly, the relative value v_{brel} is equal to v_b up to some constant for any $s \in \mathcal{S}$. Moreover, $v_{\text{brel}}(\pi, s = s_{\text{ref}}) = 0$. After fixing s_{ref} , therefore, we can substitute v_{brel} for v_b in (6), then uniquely determine v_{brel} for all states. Note that (6) with v_b is originally an underdetermined nonlinear system with $|\mathcal{S}|$ equations and $|\mathcal{S}| + 1$ unknowns (i.e. one extra of v_g).

In practice, we often resort to v_{brel} and abuse the notation v_b to also denote the relative value whenever the context is clear. In a similar fashion, we call the bias as the relative/differential value. One may also refer to the bias as relative values due to (8), average-adjusted values (due to (7)), or potential values (similar to potential energy in physics whose values differ by a constant (Cao, 2007, p193)).

For brevity, we often use the following notations, $v_g^\pi := v_g(\pi) =: g^\pi$, and $v_g^* := v_g(\pi^*) =: g^*$, as well as $v_b^\pi(s) := v_b(\pi, s)$, and $v_b^*(s) := v_b(\pi^*, s)$. Here, $v_b^\pi(s)$ may be read as the relative state value of s under a policy π .

3 Value-iteration schemes

Based on the Bellman optimality equation (6), we can obtain the optimal policy once we know the optimal state value $v_b^* \in \mathbb{R}^{|\mathcal{S}|}$, which includes knowing the optimal gain v_g^* . Therefore, one approach to optimal control is to (approximately) compute v_b^* , which leads to the value-iteration algorithm in DP. The value-iteration scheme in RL uses the same principle as its DP counterpart. However, we approximate the optimal (state-)action value $q_b^* \in \mathbb{R}^{|\mathcal{S}||\mathcal{A}|}$, instead of v_b^* .

In this section, we begin by introducing the foundations of the value-iteration scheme, showing the progression from DP into RL. We then cover tabular methods by presenting how to estimate the optimal action values iteratively along with numerous approaches to estimating the optimal gain. Lastly, we examine function approximation methods, where the action value function is parameterized by a weight vector, and present different techniques of updating the weights. Table 1 (in Appendix A) summarizes existing average reward model-free RL based on the value-iteration scheme.

3.1 Foundations

In DP, the basic value iteration (VI) algorithm *iteratively* solves for the optimal state value v_b^* and outputs an ε -optimal policy; hence it is deemed exact up to the convergence tolerance ε . The basic VI algorithm proceeds with the following steps.

Step 1: Initialize the iteration index $k \leftarrow 0$ and $\hat{v}_b^{k=0}(s) \leftarrow 0$, where $\hat{v}_b^k(s) \approx v_b^*(s), \forall s \in \mathcal{S}$.

Also select a small positive convergence tolerance $\varepsilon > 0$.

Note that \hat{v}_b^k may not correspond to any stationary policy.

Step 2: Perform updates on *all* iterates (termed as *synchronous* updates) as follows,

$$\hat{v}_b^{k+1}(s) = \mathbb{B}^*[\hat{v}_b^k(s)], \quad \forall s \in \mathcal{S}, \quad (\text{Basic VI: synchronous updates})$$

where the average-reward Bellman optimality operator \mathbb{B}^* is defined as

$$\mathbb{B}^*[\hat{v}_b^k(s)] := \max_{a \in \mathcal{A}} \left[r(s, a) + \sum_{s' \in \mathcal{S}} p(s'|s, a) \hat{v}_b^k(s') \right], \quad \forall s \in \mathcal{S}.$$

Clearly, \mathbb{B}^* is non-linear (due to the max operator), and is derived from (6) with $\hat{v}_g^* \leftarrow 0$.

Step 3: If the span seminorm $sp(\hat{v}_b^{k+1} - \hat{v}_b^k) > \varepsilon$, then increment k and go to Step 2.

Otherwise, output a greedy policy with respect to the RHS of (6); such a policy is ε -optimal. Here, $sp(\mathbf{v}) := \max_{s \in \mathcal{S}} v(s) - \min_{s' \in \mathcal{S}} v(s')$, which measure the range of all components of a vector \mathbf{v} . Therefore, although the vector changes, its span may be constant.

The mapping in Step 2 of the VI algorithm is not contractive (because there is no discount factor). Moreover, the iterates \hat{v}_b^k can grow very large, leading to numerical instability. Therefore, [White \(1963\)](#) proposed subtracting out the value of an arbitrary-but-fixed reference state s_{ref} at every iteration. That is,

$$\hat{v}_b^{k+1}(s) = \mathbb{B}^*[\hat{v}_b^k(s)] - \hat{v}_b^k(s_{\text{ref}}), \quad \forall s \in \mathcal{S}, \quad (\text{Relative VI: synchronous updates})$$

which results in the so-called *relative* value iteration (RVI) algorithm. This update yields the same span and the same sequence of maximizing actions as that of the basic VI algorithm. Importantly, as $k \rightarrow \infty$, the iterate $\hat{v}_b^k(s_{\text{ref}})$ converges to v_g^* .

The *asynchronous* version of RVI may diverge ([Abounadi et al., 2001](#), p682, [Gosavi, 2015](#), p232). As a remedy, [Jalali and Ferguson \(1990\)](#) introduced the following update,

$$\hat{v}_b^{k+1}(s) = \mathbb{B}^*[\hat{v}_b^k(s)] - \hat{v}_g^k, \quad \forall (s \neq s_{\text{ref}}) \in \mathcal{S}, \quad (\text{Relative VI: asynchronous updates})$$

where \hat{v}_g^k is the estimate of v_g^* at iteration k , and $\hat{v}_b^k(s_{\text{ref}}) = 0$, for all iterations $k = 0, 1, \dots$. It is shown that this asynchronous method converges to produce a gain optimal policy in a regenerative process, where there exists a *single* recurrent state under *all* stationary and deterministic policies.

In RL, the reward function $r(s, a)$ and the transition distribution $p(s'|s, a)$ are unknown. Therefore, it is convenient to define a relative (state-)action value $q_b(\pi)$ of a policy π as follows,

$$\begin{aligned} q_b(\pi, s, a) &:= \lim_{t_{\max} \rightarrow \infty} \mathbb{E}_{S_t, A_t} \left[\sum_{t=0}^{t_{\max}-1} (r(S_t, A_t) - v_g^\pi) \middle| S_0 = s, A_0 = a, \pi \right] \\ &= r(s, a) - v_g^\pi + \mathbb{E}[v_b^\pi(S_{t+1})], \quad \forall (s, a) \in \mathcal{S} \times \mathcal{A}, \end{aligned} \quad (11)$$

where for brevity, we define $q_b^\pi(s, a) := q_b(\pi, s, a)$, as well as $q_b^*(s, a) := q_b(\pi^*, s, a)$. The corresponding average reward Bellman optimality equation is as follows ([Bertsekas, 2012](#), p549),

$$q_b^*(s, a) + v_g^* = r(s, a) + \sum_{s' \in \mathcal{S}} p(s'|s, a) \underbrace{\max_{a' \in \mathcal{A}} q_b^*(s', a')}_{v_b^*(s')}, \quad \forall (s, a) \in \mathcal{S} \times \mathcal{A}, \quad (12)$$

whose RHS is in the same form as the quantity maximized over all actions in (6). Therefore, the gain-optimal policy π^* can be obtained simply by acting greedily over the optimal action value; hence, π^* is deterministic. That is,

$$\pi^*(s) = \operatorname{argmax}_{a \in \mathcal{A}} \left[r(s, a) + \underbrace{\sum_{s' \in \mathcal{S}} p(s'|s, a) \max_{a' \in \mathcal{A}} q_b^*(s', a')}_{q_b^*(s, a)} - v_g^* \right], \quad \forall s \in \mathcal{S}.$$

As can be observed, q_b^* combines the effect of $p(s'|s, a)$ and v_b^* , without estimating them separately at the cost of an increased number of estimated values since typically $|\mathcal{S}| \times |\mathcal{A}| \gg |\mathcal{S}|$. The benefit is that action selection via q_b^* does not require the knowledge of $r(s, a)$ and $p(s'|s, a)$. Note that v_g^* is invariant to state s and action a ; hence its involvement in the above maximization has no effect.

Applying the idea of RVI on action values q_b^* yields the following iterate,

$$\begin{aligned} \hat{q}_b^{k+1}(s, a) &= \mathbb{B}^*[\hat{q}_b^k(s, a)] - \hat{v}_b^k(s_{\text{ref}}) \quad (\text{Relative VI on } q_b^*: \text{asynchronous updates}) \\ &= r(s, a) + \underbrace{\sum_{s' \in \mathcal{S}} p(s'|s, a) \max_{a' \in \mathcal{A}} \hat{q}_b^k(s', a')}_{\mathbb{B}^*[\hat{q}_b^k(s, a)]} - \underbrace{\max_{a'' \in \mathcal{A}} \hat{q}_b^k(s_{\text{ref}}, a'')}_{\text{can be interpreted as } \hat{v}_g^*}, \end{aligned} \quad (13)$$

where \hat{q}_b^k denotes the estimate of q_b^* at iteration k , and \mathbb{B}^* is based on (12) so it operates on action values. The iterates of $\hat{v}_b^k(s) = \max_{a \in \mathcal{A}} \hat{q}_b^k(s, a)$ are conjectured to converge to $v_b^*(s)$ for all $s \in \mathcal{S}$ by [Bertsekas \(2012, Sec 7.2.3\)](#).

3.2 Tabular methods

In model-free RL, the iteration for estimating q_b^* in (13) is carried out asynchronously as follows,

$$\hat{q}_b^*(s, a) \leftarrow \hat{q}_b^*(s, a) + \beta \{ r(s, a) + \max_{a' \in \mathcal{A}} \hat{q}_b^*(s', a') - \hat{v}_g^* - \hat{q}_b^*(s, a) \}, \quad (14)$$

where β is a positive stepsize, whereas s , a , and s' denote the current state, current action, and next state, respectively. Here, the sum over s' in (13), i.e. the expectation with respect to S' , is approximated by a single sample s' . The stochastic approximation (SA) based update in (14) is the essence of Q_b -learning (Schwartz, 1993, Sec 5), and most of its variants. One exception is that of Prashanth and Bhatnagar (2011, Eqn 8), where there is no subtraction of $\hat{q}_b^*(s, a)$.

In order to prevent the iterate \hat{q}_b^* from becoming very large (causing numerical instability), Singh (1994, p702) advocated assigning $\hat{q}_b^*(s_{\text{ref}}, a_{\text{ref}}) \leftarrow 0$, for arbitrary-but-fixed reference state s_{ref} and action a_{ref} . Alternatively, Bertsekas and Tsitsiklis (1996, p404) advised setting $\hat{q}_b^*(s_{\text{ref}}, \cdot) \leftarrow 0$. Both suggestions seem to follow the heuristics of obtaining the unique solution of the underdetermined Bellman optimality non-linear system of equations in (6).

There are several ways to approximate the optimal gain v_g^* in (14), as summarized in Fig 1 (Appendix B). In particular, Abounadi et al. (2001, Sec 2.2) proposed three variants as follows.

- i. $\hat{v}_g^* \leftarrow \hat{q}_b^*(s_{\text{ref}}, a_{\text{ref}})$ with reference state s_{ref} and action a_{ref} . Yang et al. (2016) argued that properly choosing s_{ref} can be difficult in that the choice of s_{ref} affects the learning performance, especially when the state set is large. They proposed setting $\hat{v}_g^* \leftarrow c$ for a constant c from prior knowledge. Moreover, Wan et al. (2020) showed empirically that such a reference retards learning and causes divergence. This happens when $(s_{\text{ref}}, a_{\text{ref}})$ is infrequently visited, e.g. being a transient state in unichain MDPs.
- ii. $\hat{v}_g^* \leftarrow \max_{a' \in \mathcal{A}} \hat{q}_b^*(s_{\text{ref}}, a')$, used by Prashanth and Bhatnagar (2011, Eqn 8). This inherits the same issue regarding s_{ref} as before. Whenever the action set is large, the maximization over \mathcal{A} should be estimated, yielding another layer of approximation errors.
- iii. $\hat{v}_g^* \leftarrow \sum_{(s,a) \in \mathcal{S} \times \mathcal{A}} \hat{q}_b^*(s, a) / (|\mathcal{S}| |\mathcal{A}|)$, used by Avrachenkov and Borkar (2020, Eqn 11). Averaging all entries of \hat{q}_b^* removes the need for s_{ref} and a_{ref} . However, because \hat{q}_b^* itself is an estimating function with diverse accuracy across all state-action pairs, the estimate \hat{v}_g^* involves the averaged approximation error. The potential issue due to large state and action sets is also concerning.

Equation (14) with one of three proposals (i - iii) for v_g^* estimators constitutes the RVI Q_b -learning. Although it operates asynchronously, its convergence is assured by decreasing the stepsize β .

The optimal gain v_g^* in (14) can also be estimated iteratively via SA as follows,

$$\hat{v}_g^* \leftarrow \hat{v}_g^* + \beta_g \Delta_g, \quad \text{for some update } \Delta_g \text{ and a positive stepsize } \beta_g. \quad (15)$$

Thus, the corresponding Q_b -learning becomes 2-timescale SA, involving both β and β_g . There exist several variations on Δ_g as listed below.

- i. In Schwartz (1993, Sec 5),

$$\Delta_g := r(s, a) + \underbrace{\max_{a' \in \mathcal{A}} \hat{q}_b^*(s', a') - \max_{a' \in \mathcal{A}} \hat{q}_b^*(s, a')}_{\text{to minimize the variance of updates}} - \underbrace{\hat{v}_g^*}_{\text{a greedy action } a}, \quad \text{if } a = \operatorname{argmax}_{a' \in \mathcal{A}} \hat{q}_b^*(s, a'). \quad (16)$$

By updating only when greedy actions are executed, the influence of exploratory actions (which are mostly suboptimal) can be avoided.

- ii. In Singh (1994, Algo 3), and Wan et al. (2020, Eqn 6),

$$\Delta_g := r(s, a) + \underbrace{\max_{a' \in \mathcal{A}} \hat{q}_b^*(s', a') - \hat{q}_b^*(s, a)}_{v_g^* \text{ in expectation of } S' \text{ when using } q_b^* \text{ (see (12))}} - \hat{v}_g^*. \quad (\text{To update at every action})$$

Since the equation for v_g^* (12) applies to any state-action pairs, it is reasonable to update \hat{v}_g^* for both greedy and exploratory actions as above. This also implies that information from non-greedy actions is not wasted. Hence, it is more sample-efficient than that of (16).

- iii. In Singh (1994, Algo 4), and Das et al. (1999, Eqn 8),

$$\Delta_g := r(s, a) - \hat{v}_g^*, \quad \text{if } a \text{ is chosen greedily with } \beta_g \text{ set to } 1/(n_u + 1),$$

where n_u denotes the number of \hat{v}_g^* updates so far (15). This special value of β_g makes the estimation equivalent to the sample average of the rewards received for greedy actions.

- iv. In Bertsekas and Tsitsiklis (1996, p404), Abounadi et al. (2001, Eqn 2.9b), and Bertsekas (2012, p551),

$$\Delta_g := \underbrace{\max_{a' \in \mathcal{A}} \hat{q}_b^*(s_{\text{ref}}, a')}_{\hat{v}_b^*(s_{\text{ref}})}, \quad \text{for an arbitrary reference state } s_{\text{ref}}. \quad (17)$$

This benefits from having s_{ref} such that $v_b^*(s_{\text{ref}})$ can be interpreted as v_g^* , while also satisfying the underdetermined system of average-reward Bellman optimality equations.

3.3 Methods with function approximation

We focus on *parametric* techniques for Q_b -learning with function approximation. In such cases, the action value is parameterized by a weight (parameter) vector $\mathbf{w} \in \mathcal{W} = \mathbb{R}^{\dim(\mathbf{w})}$, where $\dim(\mathbf{w})$ is the number of dimensions of \mathbf{w} . That is, $\hat{q}_b^*(s, a; \mathbf{w}) \approx q_b^*(s, a), \forall (s, a) \in \mathcal{S} \times \mathcal{A}$. Note that there also exist non-parametric techniques, for instance, kernel-based methods (Ormonoit and Glynn, 2002, 2001) and those based on state aggregation (Ortner, 2007).

Bertsekas and Tsitsiklis (1996, p404) proposed the following weight update,

$$\mathbf{w} \leftarrow \mathbf{w} + \beta \left\{ \left(r(s, a) - \hat{v}_g^* + \max_{a' \in \mathcal{A}} \hat{q}_b^*(s', a'; \mathbf{w}) \right) \nabla \hat{q}_b^*(s, a; \mathbf{w}) - \mathbf{w} \right\}. \quad (18)$$

Particularly, the optimal gain v_g^* is estimated using (15, 17). They highlighted that even if $\hat{q}_b^*(\mathbf{w})$ is bounded, \hat{v}_g^* may diverge.

Das et al. (1999, Eqn 9) updated the weight using temporal difference (TD, or TD error) as follows,

$$\mathbf{w} \leftarrow \mathbf{w} + \beta \left\{ \underbrace{\left(r(s, a) - \hat{v}_g^* + \max_{a' \in \mathcal{A}} \hat{q}_b^*(s', a'; \mathbf{w}) - \hat{q}_b^*(s, a; \mathbf{w}) \right)}_{\text{relative TD in terms of } \hat{q}_b^*} \nabla \hat{q}_b^*(s, a; \mathbf{w}) \right\}, \quad (19)$$

which can be interpreted as the parameterized form of (14), and is a *semi-gradient* update, similar to its discounted-reward counterpart in Q_γ -learning (Sutton and Barto, 2018, Eqn 16.3). This update is adopted by Yang et al. (2016, Algo 2). The approximation for v_g^* can be performed in various ways, as for tabular settings in Sec 3.2. Note that (19) differs from (18) in the use of TD, affecting the update factor. In contrast, Prashanth and Bhatnagar (2011, Eqn 10) leveraged (14) in order to suggest the following update,

$$\mathbf{w} \leftarrow \mathbf{w} + \beta \left\{ r(s, a) - \hat{v}_g^* + \max_{a' \in \mathcal{A}} \hat{q}_b^*(s', a'; \mathbf{w}) \right\}, \quad \text{whose } \hat{v}_g^* \text{ is updated using (15, 17).}$$

4 Policy-iteration schemes

Instead of iterating towards the value of optimal policies, we can iterate policies directly towards the optimal one. At each iteration, the current policy iterate is evaluated, then its value is used to obtain the next policy iterate by taking the greedy action based on the RHS of the Bellman optimality equation (6). The latter step differentiates this so-called policy iteration from naive policy enumeration that evaluates and compares policies as prescribed in (5).

Like in the previous Sec 3, we begin with the original policy iteration in DP, which is then generalized in RL. Afterward, we review average-reward policy gradient methods, including actor-critic variants, because of their prominence and proven empirical successes. The last two sections are devoted to approximate policy evaluation, namely gain and relative value estimations. Table 2 (in Appendix A) summarizes existing works on average-reward policy-iteration-based model-free RL.

4.1 Foundations

In DP, Howard (1960) proposed the first policy iteration algorithm to obtain gain optimal policies for unichain MDPs. It proceeds as follows.

Step 1: Initialize the iteration index $k \leftarrow 0$ and set the initial policy arbitrarily, $\hat{\pi}^{k=0} \approx \pi^*$.

Step 2: Perform (exact) policy evaluation:

Solve the following underdetermined linear system for v_b^k and v_g^k ,

$$v_b^k(s) + v_g^k = r(s, a) + \sum_{s' \in \mathcal{S}} p(s'|s, a) v_b^k(s'), \quad \forall s \in \mathcal{S}, \text{ with } a = \hat{\pi}^k(s), \quad (20)$$

which is called the Bellman policy expectation equation, also the Poisson equation (Feinberg and Shwartz, 2002, Eqn 9.1).

Step 3: Perform (exact) policy improvement:

Compute a policy $\hat{\pi}^{k+1}$ by greedy action selection (analogous to the RHS of (6)):

$$\hat{\pi}^{k+1}(s) \leftarrow \operatorname{argmax}_{a \in \mathcal{A}} \left[r(s, a) + \underbrace{\sum_{s' \in \mathcal{S}} p(s'|s, a) v_b^k(s')}_{q_b^k(s, a) + v_g^k} \right], \quad \forall s \in \mathcal{S}. \quad (\text{Synchronous updates})$$

Step 4: If stable, i.e. $\hat{\pi}^{k+1}(s) = \hat{\pi}^k(s), \forall s \in \mathcal{S}$, then output $\hat{\pi}^{k+1}$ (which is equivalent to π^*). Otherwise, increment k , then go to Step 2.

The above *exact* policy iteration is generalized to the generalized policy iteration (GPI) for RL (Sutton and Barto, 2018, Sec 4.6). Such generalization is in the sense of the details of policy evaluation and improvement, such as approximation (*inexact* evaluation and *inexact* improvement) and the update granularity, ranging from per timestep (incremental, step-wise) to per number (batch) of timesteps.

GPI relies on the policy improvement theorem (Sutton and Barto, 2018, p101). It assures that any ϵ -greedy policy with respect to $q_b(\pi)$ is an improvement over any ϵ -soft policy π , i.e. any policy whose $\pi(a|s) \geq \epsilon/|\mathcal{A}|, \forall (s, a) \in \mathcal{S} \times \mathcal{A}$. Moreover, ϵ -greediness is also beneficial for exploration. There exist several variations on policy improvement that all share a similar idea to ϵ -greedy, i.e. updating the current policy *towards* a greedy policy. They include Chen-Yu Wei (2019, Eqn 5), Abbasi-Yadkori et al. (2019a, Eqn 4), Hao et al. (2020, Eqn 4.1), and approximate gradient-ascent updates used in policy gradient methods (Sec 4.2).

4.2 Average-reward policy gradient methods

In this section, we outline policy gradient methods, which have proven empirical successes in function approximation settings (Agarwal et al., 2019; Duan et al., 2016). They requires explicit policy parameterization, which enables *not only* learning appropriate levels of exploration (either control- or parameter-based (Vemula et al., 2019, Miyamae et al., 2010, Fig 1)), *but also* injection of domain knowledge (Deisenroth et al., 2013, Sec 1.3). Note that from a sensitivity-based point of view, policy gradient methods belong to perturbation analysis (Cao, 2007, p18).

In policy gradient methods, a policy π is parameterized by a parameter vector $\theta \in \Theta = \mathbb{R}^{\dim(\theta)}$, where $\dim(\theta)$ indicates the number of dimensions of θ . In order to obtain a smooth dependence on θ (hence, smooth gradients), we restrict the policy class to a set of *randomized* stationary policies Π_{SR} . We further assume that $\pi(\theta)$ is twice differentiable with bounded first and second derivatives. For discrete actions, one may utilize a categorical distribution (a special case of Gibbs/Boltzmann distributions) as follows,

$$\pi(a|s; \theta) := \frac{\exp(\theta^\top \phi(s, a))}{\sum_{a' \in \mathcal{A}} \exp(\theta^\top \phi(s, a'))}, \quad \forall (s, a) \in \mathcal{S} \times \mathcal{A}, \quad (\text{soft-max in action preferences})$$

where $\phi(s, a)$ is the feature vector of a state-action pair (s, a) for this policy parameterization (Sutton and Barto (2018, Sec 3.1), Bhatnagar et al. (2009a, Eqn 8)). Note that parametric policies may not contain the optimal policy because there are typically fewer parameters than state-action pairs, yielding some approximation error.

The policy improvement is based on the following optimization with $v_g(\theta) := v_g(\pi(\theta))$,

$$\theta^* := \operatorname{argmax}_{\theta \in \Theta} v_g(\theta), \quad \text{with iterative update: } \theta \leftarrow \theta + \alpha C^{-1} \nabla v_g(\theta), \quad (21)$$

where α is a positive step length, and $C \in \mathbb{R}^{\dim(\theta) \times \dim(\theta)}$ denotes some preconditioning positive definite matrix. Based on (3), we have

$$\begin{aligned}
\nabla v_g(\theta) &= \sum_{s \in \mathcal{S}} \sum_{a \in \mathcal{A}} r(s, a) \nabla \{p_\pi^*(s) \pi(a|s; \theta)\} & (\nabla := \frac{\partial}{\partial \theta}) \\
&= \sum_{s \in \mathcal{S}} \sum_{a \in \mathcal{A}} p_\pi^*(s) \pi(a|s; \theta) r(s, a) \{ \nabla \log \pi(a|s; \theta) + \nabla \log p_\pi^*(s) \} \\
&= \sum_{s \in \mathcal{S}} \sum_{a \in \mathcal{A}} p_\pi^*(s) \pi(a|s; \theta) \underbrace{q_b^\pi(s, a)}_{\text{in lieu of } r(s, a)} \nabla \log \pi(a|s; \theta) \quad (\text{does not involve } \nabla \log p_\pi^*(s)) \\
&= \sum_{s \in \mathcal{S}} \sum_{a \in \mathcal{A}} \sum_{s' \in \mathcal{S}} p_\pi^*(s) \pi(a|s; \theta) p(s'|s, a) v_b^\pi(s') \nabla \log \pi(a|s; \theta). & (22)
\end{aligned}$$

The penultimate equation above is due to the (randomized) policy gradient theorem (Sutton et al. (2000, Thm 1), Marbach and Tsitsiklis (2001, Sec 6), Deisenroth et al. (2013, p28)). The last equation was proven to be equivalent by Castro and Meir (2010, Appendix B).

There exist (at least) two variants of preconditioning matrices C . **First** is through the second derivative $C = -\nabla^2 v_g(\theta)$, as well as its approximation, see Furnston et al. (2016, Appendix B.1), (Morimura et al., 2008, Sec 3.3, 5.2), Kakade (2002, Eqn 6). **Second**, one can use a Riemannian-metric matrix for natural gradients. It aims to make the update directions invariant to the policy parameterization. Kakade (2002) first proposed the Fisher information matrix (FIM) as such a matrix, for which an incremental approximation was suggested by Bhatnagar et al. (2009a, Eqn 26). A generalized variant of natural gradients was introduced by Morimura et al. (2009, 2008). In addition, Thomas (2014) derived another generalization that allows for a positive semidefinite matrix. Recall that FIM is only guaranteed to be positive semidefinite (hence, describing a semi-Riemannian manifold); whereas the natural gradient ascent assumes the function being optimized has a Riemannian manifold domain.

In order to obtain more efficient learning with efficient computation, several works propose using backward-view eligibility traces in policy parameter updates. The key idea is to keep track of the eligibility of each component of θ for getting updated whenever a reinforcing event, i.e. q_b^π , occurs. Given a state-action sample (s, a) , the update in (21) becomes

$$\theta \leftarrow \theta + \alpha C^{-1} q_b^\pi(s, a) e_\theta, \quad \text{which is carried out after } e_\theta \leftarrow \lambda_\theta e_\theta + \underbrace{\nabla \log \pi(a|s; \theta)}_{\text{the eligibility}}, \quad (23)$$

where $e_\theta \in \mathbb{R}^{\dim(\theta)}$ denotes the accumulating eligibility vector for θ and is initialized to $\mathbf{0}$, whereas $\lambda_\theta \in (0, 1)$ the trace decay factor for θ . This is used by Iwaki and Asada (2019, Sec 4), Sutton and Barto (2018, Sec 13.6), Furnston et al. (2016, Appendix B.1), Degris et al. (2012, Sec III.B), Matsubara et al. (2010a, Sec 4), and Marbach and Tsitsiklis (2001, Sec 5).

As can be observed in (22), computing the gradient $\nabla v_g(\theta)$ exactly requires (exact) knowledge of p_π^* and q_b^π , which are both unknown in RL. It also requires summation over all states and actions, which becomes an issue when state and action sets are large. As a result, we resort to the gradient estimate, which if *unbiased*, leads to *stochastic* gradient ascent.

In order to reduce the variance of gradient estimates, there are two common techniques based on control variates (Greensmith et al., 2004, Sec 5, 6).

First is the baseline control variate, for which the *optimal* baseline is the one that minimizes the variance. Choosing v_b^π as a baseline (Bhatnagar et al., 2009a, Lemma 2) yields

$$\underbrace{q_b^\pi(s, a) - v_b^\pi(s)}_{\text{relative action advantage, } a_b^\pi(s, a)} = \mathbb{E}_{S'} \left[\underbrace{\left\{ r(s, a) - v_g^\pi + v_b^\pi(S') \right\} - v_b^\pi(s)}_{\text{relative TD, } \delta_{v_b}^\pi(s, a, S')} \middle| s, a \right], \quad \forall (s, a) \in \mathcal{S} \times \mathcal{A}, \quad (24)$$

where S' denotes the next state given the current state s and action a . It has been shown that $a_b^\pi(s, a) = \mathbb{E}_{S'} [\delta_{v_b}^\pi(s, a, S')]$, meaning that the TD, i.e. $\delta_{v_b}^\pi(s, a, S')$, can be used as an *unbiased* estimate for the action advantage (Iwaki and Asada, 2019, Prop 1, Castro and Meir, 2010, Thm 5, Bhatnagar et al., 2009a, Lemma 3). Hence, we have

$$\nabla v_g(\theta) = \mathbb{E}_{S, A} [a_b^\pi(S, A) \nabla \log \pi(A|S; \theta)] \approx \delta_{v_b}^\pi(s, a, s') \nabla \log \pi(a|s; \theta),$$

where the expectation of S , A , and S' is approximated with a single sample (s, a, s') . This yields an unbiased gradient estimate with lower variance than that using q_b^π . Note that in RL, the exact a_b^π and v_b^π (for calculating $\delta_{v_b}^\pi$) should also be approximated.

Second, a policy value estimator is set up and often also parameterized by $\mathbf{w} \in \mathcal{W} = \mathbb{R}^{\dim(\mathbf{w})}$. This gives rise to actor-critic methods, where ‘‘actor’’ refers to the parameterized policy, whereas ‘‘critic’’ the parameterized value estimator. The critic can take either one of these three forms,

- i. relative state-value estimator $\hat{v}_b^\pi(s; \mathbf{w}_v)$ for computing the relative TD approximate $\hat{\delta}_{v_b}^\pi$,
- ii. both relative state- and action-value estimators for $\hat{a}_b^\pi(s, a) \leftarrow \hat{q}_b^\pi(s, a; \mathbf{w}_q) - \hat{v}_b^\pi(s; \mathbf{w}_v)$,
- iii. relative action-advantage estimator $\hat{a}_b^\pi(s, a; \mathbf{w}_a)$,

for all $s \in \mathcal{S}$, $a \in \mathcal{A}$, and with the corresponding critic parameter vectors \mathbf{w}_v , \mathbf{w}_q , and \mathbf{w}_a . This parametric value approximation is reviewed in Sec 4.4.

4.3 Gain Approximation

We classify gain approximations into incremental and batch categories. Incremental methods update their current estimates using information only from one timestep, hence step-wise updates. In contrast, batch methods uses information from multiple timesteps in a batch. Every update, therefore, has to wait until the batch is available. Notationally, we write $g^\pi := v_g(\pi)$. The superscript π is often dropped whenever the context is clear.

4.3.1 Incremental methods

Based on (4), we can define an increasing function $f(g) := g - \mathbb{E}[r(S, A)]$. Therefore, the problem of estimating g becomes finding the root of $f(g)$, by which $f(g) = 0$. As can be observed, $f(g)$ is unknown because $\mathbb{E}[r(S, A)]$ is unknown. Moreover, we can only obtain noisy observations of $\mathbb{E}[r(S, A)]$, namely $r(s, a) = \mathbb{E}[r(S, A)] + \varepsilon$ for some additive error $\varepsilon > 0$. Thus, the *noisy* observation of $f(\hat{g}_t)$ at iteration t is given by $\hat{f}(\hat{g}_t) = \hat{g}_t - r(s_t, a_t)$. Recall that an increasing function satisfies $df(x)/dx > 0$ for $x > x^*$ where x^* indicates the root of the $f(x)$.

We can solve for the root of $f(g)$ iteratively via the Robbins-Monro (RM) algorithm as follows,

$$\begin{aligned} \hat{g}_{t+1} &= \hat{g}_t - \beta_t \{\hat{f}(\hat{g}_t)\} = \hat{g}_t - \beta_t \{\hat{g}_t - r(s_t, a_t)\} && \text{(for an increasing function } f) \\ &= \hat{g}_t + \beta_t \{r(s_t, a_t) - \hat{g}_t\} = (1 - \beta_t)\hat{g}_t + \beta_t \{r(s_t, a_t)\}, && (25) \end{aligned}$$

where $\beta_t \in (0, 1)$ is a gain approximation step size; note that setting $\beta_t \geq 1$ violates the RM algorithm since it makes the coefficient of \hat{g}_t non-positive. This recursive procedure converges to the root of $f(g)$ with probability 1 under several conditions, including ε_t is i.i.d with $\mathbb{E}[\varepsilon_t] = 0$, the step size satisfies the standard requirement in SA, and some other technical conditions (Cao, 2007, Sec 6.1). The stochastic approximation technique in (25) is the most commonly used. For instance, Wu et al. (2020, Algo 1), Heess et al. (2012), Powell (2011, Sec 10.7), Castro and Meir (2010, Eqn 13), Bhatnagar et al. (2009a, Eqn 21), Konda and Tsitsiklis (2003, Eqn 3.1), Marbach and Tsitsiklis (2001, Sec 4), and Tsitsiklis and Roy (1999, Sec 2).

Furthermore, a learning rate of $\beta_t = 1/(t + 1)$ in (25) yields

$$\hat{g}_{t+1} = \frac{t \times \hat{g}_t + r(s_t, a_t)}{t + 1} = \frac{r(s_t, a_t) + r(s_{t-1}, a_{t-1}) + \dots + r(s_0, a_0)}{t + 1}, \quad (26)$$

which is the average of a noisy gain observation sequence up to t . The ergodic theorem asserts that for such a Markovian sequence, the time average converges to (4) as t approaches infinity (Gray, 2009, Ch 8). This decaying learning rate is suggested by Singh (1994, Algo 2). Additionally, a variant of $\beta_t = 1/(t + 1)^\kappa$ with a positive constant $\kappa < 1$ is used by Wu et al. (2020, Sec 5.2.1) for establishing the finite-time error rate of this gain approximation under non-i.i.d Markovian samples.

Another iterative approach is based on the Bellman expectation equation (20) for obtaining the noisy observation of g . That is,

$$\begin{aligned} \hat{g}_{t+1} &= (1 - \beta_t)\hat{g}_t + \beta_t \underbrace{\left\{ r(s_t, a_t) + \hat{v}_{b,t}^\pi(s_{t+1}) - \hat{v}_{b,t}^\pi(s_t) \right\}}_{g \text{ in expectation of } S_{t+1} \text{ when } \hat{v}_{b,t}^\pi = v_b^\pi} \quad (\text{The variance is reduced, cf. (25)}) \\ &= \hat{g}_t + \beta_t \underbrace{\left\{ r(s_t, a_t) - \hat{g}_t + \hat{v}_{b,t}^\pi(s_{t+1}) - \hat{v}_{b,t}^\pi(s_t) \right\}}_{\hat{\delta}_{v_b,t}^\pi(s_t, a_t, s_{t+1})}. \end{aligned} \quad (27)$$

In comparison to (25), the preceding update is anticipated to have lower variance due to the adjustment terms of $\hat{v}_{b,t}^\pi(s_{t+1}) - \hat{v}_{b,t}^\pi(s_t)$. This update is used by Singh (1994, Algo 1), Degris et al. (2012, Sec 3B), and Sutton and Barto (2018, p333). An analogous update can be formulated by replacing v_b^π with q_b^π , which is possible only when the next action a_{t+1} is already available, as in the differential Sarsa algorithm (Sutton and Barto, 2018, p251).

4.3.2 Batch methods

In batch settings, there are at least two ways to approximate the gain of a policy, denoted as g .

First, \hat{g} is set to the total rewards *divided* by the number of timesteps in a batch, as in (26), which also shows its incremental equivalence. This is used in (Powell, 2011, p339; Yu and Bertsekas, 2009, Sec 2B; Gosavi, 2004a, Sec 4, Feinberg and Shwartz, 2002, p319). The work of Marbach and Tsitsiklis (2001, Eqn 16) also falls in this category, but \hat{g} is computed as a weighted average of *all* past rewards from all batches (regenerative cycles), mixing on- and off-policy samples. Nonetheless, it is shown to yield lower estimation variance.

Second, based on similiar justification as RVI, we can specify a reference state and action pair. For instance, Cao (2007, Eqn 6.23, p311) proposed $\hat{g} \leftarrow \hat{v}_b^\pi(s_{\text{ref}})$, whereas Lagoudakis (2003, Appendix A) advocated $\hat{g} \leftarrow \hat{q}_b^\pi(s_{\text{ref}}, a_{\text{ref}})$.

4.4 Relative state- and action-value approximation

4.4.1 Tabular methods

Singh (1994, Algo 1, 2) proposed the following incremental TD-based update,

$$\hat{v}_b^\pi(s) \leftarrow \hat{v}_b^\pi(s) + \beta \underbrace{\left\{ r(s, a) - \hat{v}_g^\pi + \hat{v}_b^\pi(s') - \hat{v}_b^\pi(s) \right\}}_{\delta_{v_b}^\pi(s, a, s')}, \quad \text{for a sample } (s, a, s').$$

A similar update for \hat{q}_b^π can be obtained by substituting \hat{v}_b^π with \hat{q}_b^π along with a sample for the next action, as in Sarsa-like algorithms.

In a batch fashion, the relative action value can be approximated as follows,

$$q_b^\pi(s_t, a_t) \approx \underbrace{\sum_{\tau=t}^{t_{s_{\text{ref}}}^\pi} r(s_\tau, a_\tau) - \hat{v}_g^\pi}_{\text{an episode return}}, \quad \text{using a sample set } \{(s_\tau, a_\tau)\}_{\tau=t}^{t_{s_{\text{ref}}}^\pi} \quad (28)$$

where $t_{s_{\text{ref}}}^\pi$ denotes the timestep at which s_{ref} is visited while following a policy π , assuming that s_{ref} is a recurrent state under all policies. This is used by Sutton et al. (2000, Sec 1), and Marbach and Tsitsiklis (2001, Sec 6). Another batch approximation technique is based on the inverse-propensity scoring (Chen-Yu Wei, 2019, Algo 3).

4.4.2 Methods with function approximation

Here, we review gradient-based approximate policy evaluation that relies on the gradient of an error function to update its parameter. Note that there exist approximation techniques based on least squares, e.g. LSPE(λ) (Yu and Bertsekas, 2009), gLSTD and LSTDc (Ueno et al., 2008), and LSTD-Q (Lagoudakis, 2003, Appendix A).

Relative state-value approximation: The value approximator is parameterized as $\hat{v}_b^\pi(\mathbf{w}) \approx v_b^\pi$, where $\mathbf{w} \in \mathcal{W} = \mathbb{R}^{\dim(\mathbf{w})}$. Then, the mean squared error (MSE) objective is minimized. That is,

$$\|\mathbf{v}_b^\pi - \hat{\mathbf{v}}_b^\pi(\mathbf{w})\|_{\text{diag}(\mathbf{p}_\pi^*)}^2 := \mathbb{E}_{S \sim p_\pi^*} [\{v_b^\pi(S) - \hat{v}_b^\pi(S, \mathbf{w})\}^2],$$

where $\text{diag}(\mathbf{p}_\pi^*)$ is a $|\mathcal{S}|$ -by- $|\mathcal{S}|$ diagonal matrix with $\mathbf{p}_\pi^*(s)$ in its diagonal. As a result, the gradient estimate for updating \mathbf{w} is given by

$$\begin{aligned} -\frac{1}{2} \nabla \mathbb{E}_{S \sim p_\pi^*} [\{v_b^\pi(S) - \hat{v}_b^\pi(S, \mathbf{w})\}^2] &= \mathbb{E}_{S \sim p_\pi^*} [\{v_b^\pi(S) - \hat{v}_b^\pi(S, \mathbf{w})\} \nabla \hat{v}_b^\pi(S, \mathbf{w})] \\ &\approx \{v_b^\pi(s) - \hat{v}_b^\pi(s, \mathbf{w})\} \nabla \hat{v}_b^\pi(s, \mathbf{w}) \quad (\text{Via a single sample } s) \\ &\approx \underbrace{\{r(s, a) - \hat{v}_g^\pi + \hat{v}_b^\pi(s'; \mathbf{w})\} - \hat{v}_b^\pi(s, \mathbf{w})}_{\text{TD target that approximates } v_b^\pi(s)} \nabla \hat{v}_b^\pi(s, \mathbf{w}) \\ &= \hat{\delta}_{v_b}^\pi(s, a, s'; \mathbf{w}) \nabla \hat{v}_b^\pi(s, \mathbf{w}). \end{aligned} \quad (29)$$

The key difference to supervised learning lies in the fact that the true value $v_b^\pi(s)$ is approximated by a bootstrapping TD target involving $\hat{v}_b^\pi(s'; \mathbf{w})$, which is biased due to its dependency on \mathbf{w} . Such a dependency, however, is not captured (hence, ignored) in the gradient in (29) because the TD target plays the role of true values. As a result, this way of learning \mathbf{w} belongs to semi-gradient methods.

With the same motivation as in policy gradient updates (23), one may use an (accumulating) eligibility trace vector \mathbf{e}_v with reinforcing event $\delta_{v_b}^\pi$. This leads to a backward view of TD(λ), whose weight update is given by

$$\mathbf{w}_{t+1} = \mathbf{w}_t + \beta_t \hat{\delta}_{v_b}^\pi(s_t, a_t, s_{t+1}) \mathbf{e}_{v,t}, \quad \text{with } \mathbf{e}_{v,t} = \lambda_v \mathbf{e}_{v,t-1} + \nabla \hat{v}_b^\pi(s_t; \mathbf{w}_t), \quad (30)$$

for a trace decay factor $\lambda_v \in (0, 1)$ and $\mathbf{e}_{-1} = \mathbf{0}$ such that $\mathbf{e}_{v,t} = \sum_{\tau=0}^t \lambda_v^{t-\tau} \nabla \hat{v}_b^\pi(s_\tau; \mathbf{w}_\tau)$. For linear function approximation, Tsitsiklis and Roy (1999, Thm 1) provide an asymptotic convergence proof (with probability 1 with incremental gain estimation, as well as with fixed gain estimates) and a bound on the resulting approximation error. This TD(λ) learning for \hat{v}_b^π is also used by Sutton and Barto (2018, Eqn 11.4, p333), and Castro and Meir (2010, Eqn 13).

As can be observed, there are 2 dedicated step lengths, i.e. the actor's α_t (23) and the critic's β_t (30). Together, they form 2-timescale SA-type approximation, where both actor and critic are updated at each iteration but with different step lengths, $\alpha_t \neq \beta_t$. Intuitively, the policy (actor) should be updated on a slower timescale so that the critic has enough updates to catch up with the ever-changing policy. This implies that α_t should be smaller than β_t . More precisely, we require that $\lim_{t \rightarrow \infty} \beta_t / \alpha_t = \infty$ for assuring the asymptotic convergence (Wu et al., 2020; Bhatnagar et al., 2009a; Konda and Tsitsiklis, 2003). Nevertheless, Castro and Meir (2010) argued that from biological standpoint, 2-timescale operation within the same anatomical structure is not well justified. They analyzed the convergence of 1-timescale actor-critic methods to the *neighborhood* of a local maximum of v_g^* .

Relative action-value and action-advantage approximation: Estimation for q_b^π can be carried out similarly as that for v_b^π in (30), but uses the relative TD on action values, namely

$$\hat{\delta}_{q_b}^\pi(s, a, s', a') := \underbrace{\{r(s, a) - \hat{v}_g^\pi + \hat{q}_b^\pi(s', a'; \mathbf{w})\} - \hat{q}_b^\pi(s, a; \mathbf{w})}_{\text{TD target that approximates } q_b^\pi(s, a)}, \quad \text{with } a' := a_{t+1},$$

as in Sarsa (Sutton and Barto, 2018, p251), as well as Konda and Tsitsiklis (2003, Eqn 3.1). It is also possible to follow this pattern but with different approaches to approximating the true value of $q_b^\pi(s, a)$, e.g. via episode returns in (28) (Sutton et al., 2000, Thm 2).

For approximating the action advantage parametrically through $\hat{a}_b^\pi(\mathbf{w})$, the technique used in (29) can also be applied. However, the true value a_b^π is estimated by TD on state values. That is,

$$\begin{aligned} -\frac{1}{2} \nabla \mathbb{E}_{S \sim p_\pi^*, A \sim \pi} [\{a_b^\pi(S, A) - \hat{a}_b^\pi(S, A; \mathbf{w}_a)\}^2] &= \mathbb{E}[\{a_b^\pi(S, A) - \hat{a}_b^\pi(S, A; \mathbf{w}_a)\} \nabla \hat{a}_b^\pi(S, A; \mathbf{w}_a)] \\ &\approx \{a_b^\pi(s, a) - \hat{a}_b^\pi(s, a; \mathbf{w}_a)\} \nabla \hat{a}_b^\pi(s, a; \mathbf{w}_a) \\ &\quad (\text{Approximation via a single sample } (s, a)) \\ &\approx \{\hat{\delta}_{v_b}^\pi(s, a, s'; \mathbf{w}_v) - \hat{a}_b^\pi(s, a; \mathbf{w}_a)\} \nabla \hat{a}_b^\pi(s, a; \mathbf{w}_a). \\ &\quad (\text{Approximation via } \hat{\delta}_{v_b}^\pi \approx a_b^\pi(s, a), \text{ see (24)}) \end{aligned}$$

This is used by [Iwaki and Asada \(2019, Eqn 17\)](#), [Heess et al. \(2012, Eqn 13\)](#), and [Bhatnagar et al. \(2009a, Eqn 30\)](#). In particular, [Iwaki and Asada \(2019, Eqn 27\)](#) proposed a preconditioning matrix for the gradients, namely: $\mathbf{I} - \kappa(\mathbf{f}(s, a)\mathbf{f}^\top(s, a))/(1 + \kappa\|\mathbf{f}(s, a)\|^2)$, where $\mathbf{f}(s, a)$ denotes the feature vector of a state-action pair, while $\kappa \geq \beta_a$ some scaling constant.

Futhermore, the action-value or action-advantage estimators can be parameterized linearly with the so-called θ -compatible state-action feature, denoted by $\mathbf{f}_\theta(s, a)$, as follows,

$$\hat{q}_b^\pi(s, a; \mathbf{w}) = \mathbf{w}^\top \mathbf{f}_\theta(s, a), \quad \text{with } \underbrace{\mathbf{f}_\theta(s, a) := \nabla \log \pi(a|s; \boldsymbol{\theta})}_{\theta\text{-compatible state-action feature}}, \quad \forall (s, a) \in \mathcal{S} \times \mathcal{A}. \quad (31)$$

This parameterization along with the minimization of MSE loss are beneficial for two reasons. **First**, their use with (locally) optimal parameter $\mathbf{w}^* \in \mathcal{W}$ satisfies

$$\mathbb{E}_{S,A} \left[\underbrace{\hat{q}_b^\pi(S, A; \mathbf{w} = \mathbf{w}^*)}_{\text{in lieu of } q_b^\pi(S, A)} \nabla \pi(A|S; \boldsymbol{\theta}) \right] = \nabla v_g(\boldsymbol{\theta}), \quad (\text{Exact policy gradients when } \mathbf{w} = \mathbf{w}^*)$$

as shown by [Sutton et al. \(2000, Thm 2\)](#). Otherwise, the gradient estimate is likely to be biased ([Bhatnagar et al., 2009a, Lemma 4](#)). **Second**, they make computing natural gradients equivalent to finding the optimal weight \mathbf{w}^* for $\hat{q}_b^\pi(\mathbf{w})$. That is,

$$\begin{aligned} \sum_{s \in \mathcal{S}} \sum_{a \in \mathcal{A}} p_\theta^*(s) \pi(a|s; \boldsymbol{\theta}) \mathbf{f}_\theta(s, a) (\mathbf{f}_\theta^\top(s, a) \mathbf{w}^* - q_b^\pi(s, a)) &= \mathbf{0} \quad (\text{Since MSE is 0 when } \mathbf{w} = \mathbf{w}^*) \\ \underbrace{\left\{ \sum_{s \in \mathcal{S}} \sum_{a \in \mathcal{A}} p_\theta^*(s) \pi(a|s; \boldsymbol{\theta}) \mathbf{f}_\theta(s, a) \mathbf{f}_\theta^\top(s, a) \right\}}_{\mathbf{F}_a(\boldsymbol{\theta})} \mathbf{w}^* &= \underbrace{\sum_{s \in \mathcal{S}} \sum_{a \in \mathcal{A}} p_\theta^*(s) \pi(a|s; \boldsymbol{\theta}) q_b^\pi(s, a) \mathbf{f}_\theta(s, a)}_{\nabla v_g(\boldsymbol{\theta})} \\ \mathbf{w}^* &= \underbrace{\mathbf{F}_a^{-1}(\boldsymbol{\theta})}_{\text{The natural gradient}} \nabla v_g(\boldsymbol{\theta}), \end{aligned} \quad (32)$$

where $\mathbf{F}_a(\boldsymbol{\theta})$ denotes the Fisher (information) matrix based on the action distribution (hence, the subscript a), as introduced by [Kakade \(2002, Thm 1\)](#). This implies that the estimation for natural gradients is reduced to a regression problem of state-action value functions. It can be either regressing

- i. action value q_b^π ([Sutton et al., 2000, Thm 2](#), [Kakade, 2002, Thm 1](#), [Konda and Tsitsiklis, 2003, Eqn 3.1](#)),
- ii. action advantage a_b^π ([Bhatnagar et al., 2009a, Eqn 30, Algo 3, 4](#); [Heess et al., 2012, Eqn 13](#); [Iwaki and Asada, 2019, Eqn 17](#)), or
- iii. the immediate reward $r(s, A \sim \pi)$ as a known ground truth ([Morimura et al., 2008, Thm 1](#)), recall that the ground truth q_b^π (Item i.) and a_b^π (Item ii.) above are unknown. This reward regression is used along with a θ -compatible state-action feature that is defined differently compared to (31), namely $\mathbf{f}_\theta(s, a) := \nabla \log p_\pi^*(s, a) = \nabla \log p_\pi^*(s) + \nabla \log \pi(a|s; \boldsymbol{\theta})$, where \mathbf{f}_θ is based on the stationary joint state-action distribution $p_\pi^*(s, a)$. In fact, this leads to a new Fisher matrix, yielding the so-called natural state-action gradients $\mathbf{F}_{s,a}$ (which subsumes \mathbf{F}_a in (32) as a special case when $\nabla \log p_\pi^*$ is set to $\mathbf{0}$).

In addition, [Konda and Tsitsiklis \(2003\)](#) pointed out that the dependency of $\nabla v_g(\boldsymbol{\theta})$ to q_b^π is only through its inner products with vectors in the subspace spanned by $\{\nabla_i \log \pi(a|s; \boldsymbol{\theta})\}_{i=1}^{\dim(\boldsymbol{\theta})}$. This implies that learning the projection of q_b^π onto the aforementioned (low-dimensional) subspace is sufficient, instead of learning q_b^π fully. A θ -dependent state-action feature can be defined based on either the action distribution (as in (31)), or the stationary state-action distribution (as mentioned in Item iii. in the previous passage).

5 Discussion

In this section, we discuss several open questions as first steps towards completing the literature in average-reward model-free RL. We begin with those of value iteration schemes (Sec 5.1), then of policy iteration schemes focussing on policy evaluation (Sec 5.2). Lastly, we also outline several issues that apply to both or beyond the two aforementioned schemes.

5.1 Approximation for optimal gain and optimal action-values (of optimal policies)

Two main components of Q_b -learning are \hat{q}_b^* and \hat{v}_g^* updates. The former is typically carried out via either (14) for tabular, or (19) for (parametric) function approximation settings. What remains is determining how to estimate the optimal gain v_g^* , which becomes the main bottleneck for Q_b -learning.

As can be seen in Fig 1 (Appendix B), there are two classes of v_g^* approximators. First, approximators that are not SA-based generally need s_{ref} and a_{ref} specification, which is shown to affect the performance especially in large state and action sets (Wan et al., 2020; Yang et al., 2016). On the other hand, SA-based approximators require a dedicated stepsize β_g , yielding more complicated 2-timescale Q_b -learning. Furthermore, it is not yet clear whether the approximation for v_g^* should be on-policy, i.e. updating only when a greedy action is executed, at the cost of reduced sample efficiency. This begs the question of which approach to estimating v_g^* is “best” (in which cases).

In discounted reward settings, Hasselt (2010) (also, Hasselt et al. (2016)) pointed out that the approximation for $\mathbb{E}[\max_{a \in \mathcal{A}} q_\gamma^*(S_{t+1}, a)]$ poses overestimation, which may be non-uniform and not concentrated at states that are beneficial in terms of exploration. He proposed instantiating two decoupled approximators such that

$$\mathbb{E}_{S_{t+1}} \left[\max_{a' \in \mathcal{A}} q_\gamma^*(S_{t+1}, a') \right] \approx \hat{q}_\gamma^*(s_{t+1}, \operatorname{argmax}_{a' \in \mathcal{A}} \hat{q}_\gamma^*(s_{t+1}, a'; \mathbf{w}_q^{(2)}); \mathbf{w}_q^{(1)}), \quad (\text{Double } Q_\gamma\text{-learning})$$

where $\mathbf{w}_q^{(1)}$ and $\mathbf{w}_q^{(2)}$ denote their corresponding weights. This was shown to be successful in reducing the negative effect of overestimation. In average reward cases, the overestimation of q_b^* becomes more convoluted due to the involvement of \hat{v}_g^* , as shown in (12). We believe that it is important to extend the idea of double action-value approximators to Q_b -learning.

To our knowledge, there is no finite-time convergence analysis for Q_b -learning thus far. There are also very few works on Q_b -learning with function approximation. This is in contrast with its discounted reward counterpart, e.g. sample complexity of Q_γ -learning with UCB-exploration bonus (Wang et al., 2020), as well as deep Q_γ -learning neural-network (DQN) and its variants with *non-linear* function approximation (Hessel et al., 2018).

5.2 Approximation for gain, state-, and action-values of any policy

Gain approximation \hat{v}_g^π : In order to have more flexibility in terms of learning methods, we can parameterize the gain estimator, for instance, $\hat{v}_g^\pi(s; \mathbf{w}_g) := \mathbf{f}^\top(s) \mathbf{w}_g$, by which the gain *estimate* is state-dependent. The learning uses the following gradients,

$$\begin{aligned} -\frac{1}{2} \nabla \mathbb{E}_{S \sim p_\pi^*} \left[\{v_g^\pi - \hat{v}_g^\pi(S; \mathbf{w}_g)\}^2 \right] &= \mathbb{E}_{S \sim p_\pi^*} \left[\{v_g^\pi - \hat{v}_g^\pi(S; \mathbf{w}_g)\} \nabla \hat{v}_g^\pi(S; \mathbf{w}_g) \right] \\ &\approx \{v_g^\pi(s) - \hat{v}_g^\pi(s; \mathbf{w}_g)\} \nabla \hat{v}_g^\pi(s; \mathbf{w}_g) \quad (\text{By a single sample } s) \\ &\approx \underbrace{\{r(s, a) + \hat{v}_b^\pi(s') - \hat{v}_b^\pi(s) - \hat{v}_g^\pi(s; \mathbf{w}_g)\}}_{\text{approximates the true } v_g^\pi \text{ based on (20)}} \nabla \hat{v}_g^\pi(s; \mathbf{w}_g) \\ &= \hat{\delta}_{v_b}^\pi(s, a, s'; \mathbf{w}_g) \nabla \hat{v}_g^\pi(s; \mathbf{w}_g). \end{aligned}$$

This requires further investigation whether the above parameterized approximator for the gain v_g^π is beneficial in practice.

State-value approximation \hat{v}_b^π : We observe that most, if not all, relative state-value approximators are based on TD, leading to semi-gradient methods (Sec 4.4.2). In discounted reward settings, there are several non-TD approaches. These include the true gradient methods (Sutton et al., 2009), as well as those using the Bellman residual (i.e. the expected value of TD), such as Zhang et al. (2019); Geist et al. (2017); see also surveys by Dann et al. (2014); Geist and Pietquin (2013).

It is interesting to investigate whether TD or not TD for learning \hat{v}_b^π . For example, we may formulate a (true) gradient TD method that optimizes the mean-squared *projected* Bellman error (MSPBE), namely $\|\hat{v}_b^\pi(\mathbf{w}) - \mathbb{P}[\mathbb{E}_g^\pi[\hat{v}_b^\pi(\mathbf{w})]]\|_{\text{diag}(\mathbf{p}_\pi^*)}^2$ with a projection operator \mathbb{P} that projects any value approximation onto the space of representable parameterized approximators.

Action-value approximation \hat{q}_b^π : Commonly, the estimation for q_b^π involves the gain estimate \hat{v}_g^π as dictated by the Bellman expectation equation (20). It is natural then to ask: *is it possible to perform average-reward GPI without estimating the gain of a policy at each iteration?* We speculate that the answer is affirmative as follows.

Let the gain v_g^π be the baseline for q_b^π in a similar manner to v_b^π in (24); cf. in discounted reward settings, see [Weaver and Tao \(2001, Thm 1\)](#). Then, based on the Bellman expectation equation in action values (analogous to (12)), we have the following identity,

$$q_b^\pi(s, a) - (-v_g^\pi) = \underbrace{r(s, a) + \mathbb{E}_{S_{t+1}}[v_b^\pi(S_{t+1})]}_{\text{The surrogate action-value } \hat{q}_b^\pi(s, a)}. \quad (\text{Note different symbols, } q_b^\pi \text{ vs } \hat{q}_b^\pi)$$

This surrogate can be parameterized as $\hat{q}_b^\pi(s, a; \mathbf{w})$. Its parameter \mathbf{w} is updated using the following gradient estimates,

$$\begin{aligned} -\frac{1}{2} \nabla \mathbb{E}_{S, A} [\{q_b^\pi(S, A) - \hat{q}_b^\pi(S, A; \mathbf{w})\}^2] &= \mathbb{E}_{S, A} [\{q_b^\pi(S, A) - \hat{q}_b^\pi(S, A; \mathbf{w})\} \nabla \hat{q}_b^\pi(S, A; \mathbf{w})] \\ &= \mathbb{E}_{S, A, S'} \left[\left\{ \underbrace{r(S, A) + v_b^\pi(S')}_{\text{The surrogate } q_b^\pi(S, A)} - \hat{q}_b^\pi(S, A; \mathbf{w}) \right\} \nabla \hat{q}_b^\pi(S, A; \mathbf{w}) \right] \\ &\approx \left\{ r(s, a) + v_b^\pi(s') - \hat{q}_b^\pi(s, a; \mathbf{w}) \right\} \nabla \hat{q}_b^\pi(s, a; \mathbf{w}) \\ &\quad (\text{Using a single sample } (s, a, s')) \\ &\propto \left\{ r(s, a) + \underbrace{v_b^\pi(s') + (v_g^\pi + \kappa)}_{\text{The surrogate state-value } \nu_b^\pi(s')} - \hat{q}_b^\pi(s, a; \mathbf{w}) \right\} \nabla \hat{q}_b^\pi(s, a; \mathbf{w}), \\ &\quad (\text{Note different symbols, } v_b^\pi \text{ vs } \nu_b^\pi) \end{aligned}$$

for some arbitrary constant $\kappa \in \mathbb{R}$. The key is to exploit the fact that we have one degree of freedom in the underdetermined linear systems for policy evaluation in (20). Here, the surrogate state-value ν_b^π is equal to v_b^π up to some constant, i.e. $\nu_b^\pi = v_b^\pi + (v_g^\pi + \kappa)$. One can estimate ν_b^π in a similar fashion as \hat{v}_b^π in (29), except that now the gain approximation \hat{v}_g^π is no longer needed. The parameterized estimator $\hat{\nu}_b^\pi(\mathbf{w}_\nu)$ can be updated by following below gradient estimate,

$$-\frac{1}{2} \nabla \mathbb{E}_{S \sim p_\pi^*} [\{\nu_b^\pi(S) - \hat{\nu}_b^\pi(S, \mathbf{w}_\nu)\}^2] \approx \{r(s, a) + \nu_b^\pi(s'; \mathbf{w}_\nu) - \hat{\nu}_b^\pi(s; \mathbf{w}_\nu)\} \nabla \hat{\nu}_b^\pi(s; \mathbf{w}_\nu), \quad (33)$$

which is based on a single sample (s, a, s') . In the RHS of (33) above, the TD of ν_b^π looks similar to that of discounted reward v_γ , but with abused $\gamma = 1$. Therefore, its stability (whether it will grow unboundedly) warrants experiments.

Extras: We notice that existing TD-based value approximators simply re-use the TD estimate $\hat{\delta}_{v_b}^\pi$ obtained using the *old* gain estimate from the previous iteration, e.g. [Sutton and Barto \(2018, p251, 333\)](#). They do not harness the newly updated gain estimate for cheap recomputation of $\hat{\delta}_{v_b}^\pi$. We anticipate that doing so will yield more accurate evaluation of the current policy.

There are also open research questions that apply to both average- and discounted-reward policy evaluation, but generally require different treatment. They are presented below along with the parallel works in discounted rewards, if any, which are put in brackets at the end of each bullet point.

- How sensitive is the estimation accuracy of \hat{v}_b^π with respect to the trace decay factor λ in TD(λ)? Recall that \hat{v}_b^π involves \hat{v}_g , which is commonly estimated using $\hat{\delta}_{v_b}^\pi$ as in (27). (cf. [Sutton and Barto \(2018, Fig 12.6\)](#))
- What are the advantages and challenges of natural gradients for the critic? Note that natural gradients typically are applied only for the actor. (cf. [Wu et al. \(2017\)](#))
- As can be observed, the weight update in (30) resembles that of SGD with momentum. It begs the question: what is the connection between backward-view eligibility traces and momentum in gradient-based step-wise updates for both actor and critic parameters? (cf. [Vieillard et al. \(2020\)](#); [Nichols \(2017\)](#); [Xu et al. \(2006\)](#))
- How to construct “high-performing” basis vectors for the value approximation? To what extent does the limitation of θ -compatible critic ((31)) outweigh its benefit? Also notice the Bellman average-reward bases ([Mahadevan, 2009, Sec 11.2.4](#)), as well as non-linear (over-)parameterized neural networks. (cf. [Wang et al. \(2019\)](#))

- Among 3 choices for advantage approximation (Sec 4.2), which one is most beneficial?

5.3 Further open research questions

In the following passages, relevant works in discounted reward settings are mentioned, if any, inside the brackets at the end of each part.

On batch settings: For on-policy online RL without experience replay buffer, we pose the following questions. How to determine a batch size that balances the trade-off between collecting more samples with the current policy and updating the policy more often with fewer numbers of samples? How to apply the concept of backward-view eligibility traces in batch settings? (cf. [Harb and Precup \(2017\)](#)).

On value- vs policy-iteration schemes: As can be observed in Tables 1 and 2 (in Appendix A), there is less work on value- than policy-iteration schemes; even less when considering only function approximation settings. Our preliminary experiments suggest that although following value iteration is straightforward (cf. policy iteration with evaluation and improvement steps), it is more difficult to make it “work”, especially with function approximation. One challenge is to specify the proper offset, e.g. v_g^* or its estimate, in RVI-like methods to bound the iterates. Moreover, [Mahadevan \(1996a, Sec 3.5\)](#) highlighted that the seminal value-iteration based RL, i.e. average reward Q_b -learning, is sensitive to exploration.

We posit these questions. Is it still worth it to adopt the value iteration scheme after all? Which scheme is more advantageous in terms of exploration in RL? How to reconcile both schemes? (cf. [O’Donoghue et al. \(2016\)](#); [Schulman et al. \(2017\)](#); [Wang et al. \(2020\)](#)).

On distributional (cf. expected-value) perspective: There exist few works on distributional views. [Morimura et al. \(2010\)](#) proposed estimating $\nabla \log p^\theta(s)$ for obtaining the gradient estimate $\hat{\nabla} v_g(\theta)$ in (22), removing the need to estimate the action value q_b^θ . One important question is how to scale up the distribution (density) estimation for large RL problems. (cf. [Bellemare et al. \(2017\)](#)).

On MDP modeling: The broadest class that can be handled by existing average-reward RL is the unichain MDP; note that most works assume the more specific class, i.e. the recurrent (ergodic) MDP. To our knowledge, there is still no average reward model-free RL for multichain MDPs (which is the most general class).

We also desire to apply average-reward RL to continuous state problems, for which we may benefit from the DP theory on general states, e.g. [Sennott \(1999, Ch 8\)](#). There are few attempts thus far, for instance, ([Yang et al., 2019](#)), which is limited to linear quadratic regulator with ergodic cost.

On optimality criteria: The average reward optimality is underselective for problems with transient states, for which we need $(n = 0)$ -discount (bias) optimality, or even higher n -discount optimality. This underselective-ness motivates the weighted optimality in DP ([Krass et al., 1992](#)). In RL, [Mahadevan \(1996b\)](#) developed bias-optimal Q-learning.

In the other extreme, $(n = \infty)$ -discount optimality is the most selective criterion. According to [Puterman \(1994, Thm 10.1.5\)](#), it is proven to be equivalent to the Blackwell optimality, which intuitively claims that upon considering sufficiently far into the future via the Blackwell’s discount factor γ_{Bw} , there is no policy better than the Blackwell optimal policy. Moreover, optimizing the discounted reward does not require any knowledge about the MDP structure (i.e. recurrent, unichain, multichain classification). Therefore, one of pressing questions is on estimating such γ_{Bw} in RL.

Acknowledgments

We thank Aaron Snoswell, Nathaniel Du Preez-Wilkinson, Jordan Bishop, Russell Tsuchida, and Matthew Aitchison for insightful discussions that helped improve this paper. Vektor is supported by the University of Queensland Research Training Scholarship.

References

- Abbasi-Yadkori, Y., Bartlett, P., Bhatia, K., Lazic, N., Szepesvari, C., and Weisz, G. (2019a). POLI-TEX: Regret bounds for policy iteration using expert prediction. In *ICML*. (p8, 24, 25, and 35)
- Abbasi-Yadkori, Y., Lazic, N., and Szepesvari, C. (2019b). Model-free linear quadratic control via reduction to expert prediction. In *AISTATS*. (p24 and 35)
- Abdulla, M. S. and Bhatnagar, S. (2007). Reinforcement learning based algorithms for average cost markov decision processes. *Discrete Event Dynamic Systems*, 17(1). (p33)
- Abounadi, J., Bertsekas, D., and Borkar, V. S. (2001). Learning algorithms for markov decision processes with average cost. *SIAM J. Control Optim.*, 40(3). (p5, 6, 26, and 30)
- Agarwal, A., Kakade, S. M., Lee, J. D., and Mahajan, G. (2019). On the theory of policy gradient methods: Optimality, approximation, and distribution shift. *arXiv: 1908.00261*. (p8)
- Avrachenkov, K. and Borkar, V. S. (2020). Whittle index based q-learning for restless bandits with average reward. *arXiv:2004.14427*. (p6, 23, 26, and 30)
- Bagnell, J. A. D. and Schneider, J. (2003). Covariant policy search. In *Proceeding of the International Joint Conference on Artificial Intelligence*. (p32)
- Bartlett, P. L. and Baxter, J. (2002). Estimation and approximation bounds for gradient-based reinforcement learning. *Journal of Computer and System Sciences*, 64(1). (p2)
- Bellemare, M. G., Dabney, W., and Munos, R. (2017). A distributional perspective on reinforcement learning. In *ICML*. (p16)
- Bertsekas, D. P. (2012). *Dynamic Programming and Optimal Control, Vol. II*. Athena Scientific, 4th edition. (p5, 6, 26, and 30)
- Bertsekas, D. P. and Tsitsiklis, J. N. (1996). *Neuro-Dynamic Programming*. Athena Scientific, 1st edition. (p6, 7, 26, and 29)
- Bhatnagar, S., Ghavamzadeh, M., Lee, M., and Sutton, R. S. (2008). Incremental natural actor-critic algorithms. In *NIPS*. (p33)
- Bhatnagar, S., Sutton, R. S., Ghavamzadeh, M., and Lee, M. (2009a). Natural actor-critic algorithms. *Automatica*, 45. (p8, 9, 10, 12, 13, 27, 28, 33, and 34)
- Bhatnagar, S., Sutton, R. S., Ghavamzadeh, M., and Lee, M. (2009b). Natural actor-critic algorithms. Technical report. (p23)
- Cao, X. (2007). *Stochastic Learning and Optimization: A Sensitivity-Based Approach*. International Series on Discrete Event Dynamic Systems, v. 17. Springer US. (p4, 8, 10, 11, and 27)
- Castro, D. D. and Mannor, S. (2010). Adaptive bases for reinforcement learning. In *Machine Learning and Knowledge Discovery in Databases*. (p34)
- Castro, D. D. and Meir, R. (2010). A convergent online single time scale actor critic algorithm. *Journal of Machine Learning Research*. (p9, 10, 12, 23, 27, 28, and 34)
- Castro, D. D., Volkinshstein, D., and Meir, R. (2009). Temporal difference based actor critic learning - convergence and neural implementation. In *NIPS*. (p34)
- Chang, H. S. (2009). Decentralized learning in finite markov chains: Revisited. *IEEE Transactions on Automatic Control*, 54(7):1648–1653. (p2)
- Chen-Yu Wei, Mehdi Jafarnia-Jahromi, H. L. H. S. R. J. (2019). Model-free reinforcement learning in infinite-horizon average-reward markov decision processes. *arXiv:1910.07072*. (p8, 11, 23, 24, 28, and 36)
- Dann, C., Neumann, G., and Peters, J. (2014). Policy evaluation with temporal differences: A survey and comparison. *Journal of Machine Learning Research*, 15(24):809–883. (p14)

- Das, T., Gosavi, A., Mahadevan, S., and Marchallick, N. (1999). Solving semi-markov decision problems using average reward reinforcement learning. *Manage. Sci.*, 45(4). (p6, 7, 23, 26, and 29)
- Dean, S., Mania, H., Matni, N., Recht, B., and Tu, S. (2017). On the sample complexity of the linear quadratic regulator. *arXiv:1710.01688*. (p2)
- Degrís, T., Pilarski, P. M., and Sutton, R. S. (2012). Model-free reinforcement learning with continuous action in practice. In *2012 American Control Conference (ACC)*. (p9, 11, 27, and 34)
- Degrís, T., White, M., and Sutton, R. S. (2012). Off-policy actor-critic. In *ICML*. (p25)
- Deisenroth, M. P., Neumann, G., and Peters, J. (2013). A survey on policy search for robotics. *Foundations and Trends in Robotics*, 2(1–2):1–142. (p8 and 9)
- Devraj, A. M., Kontoyiannis, I., and Meyn, S. P. (2018). Differential temporal difference learning. *arXiv:1812.11137*. (p24 and 35)
- Devraj, A. M. and Meyn, S. P. (2016). Differential td learning for value function approximation. In *2016 IEEE 55th Conference on Decision and Control (CDC)*, pages 6347–6354. (p35)
- Dewanto, V. and Gallagher, M. (2021). Examining average and discounted reward optimality criteria in reinforcement learning. *arXiv:2107.01348*. (p1)
- Duan, Y., Chen, X., Houthoofd, R., Schulman, J., and Abbeel, P. (2016). Benchmarking deep reinforcement learning for continuous control. In *ICML*. (p8)
- Feinberg, E. A. and Shwartz, A. (2002). *Handbook of Markov Decision Processes: Methods and Applications*, volume 40. Springer US. (p7, 11, and 27)
- Furmston, T. and Barber, D. (2012). A unifying perspective of parametric policy search methods for markov decision processes. In *Advances in Neural Information Processing Systems 25*. (p35)
- Furmston, T., Lever, G., and Barber, D. (2016). Approximate newton methods for policy search in markov decision processes. *Journal of Machine Learning Research*, 17(227). (p9 and 35)
- Geist, M. and Pietquin, O. (2013). Algorithmic survey of parametric value function approximation. *IEEE Transactions on Neural Networks and Learning Systems*, 24(6):845–867. (p14)
- Geist, M., Piot, B., and Pietquin, O. (2017). Is the bellman residual a bad proxy? In *Advances in Neural Information Processing Systems 30*. (p14)
- Gosavi, A. (2004a). A reinforcement learning algorithm based on policy iteration for average reward: Empirical results with yield management and convergence analysis. *Machine Learning*, 55(1). (p11, 27, 28, and 33)
- Gosavi, A. (2004b). Reinforcement learning for long-run average cost. *European Journal of Operational Research*, 155(3):654 – 674. (p29)
- Gosavi, A. (2015). *Simulation-Based Optimization: Parametric Optimization Techniques and Reinforcement Learning*. Springer Publishing Company, Incorporated, 2nd edition. (p1 and 5)
- Gosavi, A., BANDLA, N., and DAS, T. K. (2002). A reinforcement learning approach to a single leg airline revenue management problem with multiple fare classes and overbooking. *IIE Transactions*, 34(9). (p24 and 29)
- Gray, R. M. (2009). *Probability, Random Processes, and Ergodic Properties*. Springer US, 2nd edition. (p10)
- Greensmith, E., Bartlett, P. L., and Baxter, J. (2004). Variance reduction techniques for gradient estimates in reinforcement learning. *J. Mach. Learn. Res.*, 5. (p9)
- Hao, B., Lazic, N., Abbasi-Yadkori, Y., Joulani, P., and Szepesvari, C. (2020). Provably efficient adaptive approximate policy iteration. (p8, 23, and 36)

- Harb, J. and Precup, D. (2017). Investigating recurrence and eligibility traces in deep q-networks. *CoRR*, abs/1704.05495. (p16)
- Hasselt, H. V. (2010). Double q-learning. In Lafferty, J. D., Williams, C. K. I., Shawe-Taylor, J., Zemel, R. S., and Culotta, A., editors, *Advances in Neural Information Processing Systems 23*, pages 2613–2621. Curran Associates, Inc. (p14)
- Hasselt, H. v., Guez, A., and Silver, D. (2016). Deep reinforcement learning with double q-learning. In *Proceedings of the Thirtieth AAAI Conference on Artificial Intelligence*. (p14)
- Heess, N., Silver, D., and Teh, Y. W. (2012). Actor-critic reinforcement learning with energy-based policies. In *European Workshop on Reinforcement Learning*, Proceedings of Machine Learning Research. (p10, 13, 28, and 34)
- Hessel, M., Modayil, J., van Hasselt, H., Schaul, T., Ostrovski, G., Dabney, W., Horgan, D., Piot, B., Azar, M. G., and Silver, D. (2018). Rainbow: Combining improvements in deep reinforcement learning. In *AAAI*. AAAI Press. (p14)
- Howard, R. A. (1960). *Dynamic Programming and Markov Processes*. Technology Press of the Massachusetts Institute of Technology. (p7)
- Iwaki, R. and Asada, M. (2019). Implicit incremental natural actor critic algorithm. *Neural Networks*, 109. (p9, 13, 28, and 35)
- Jafarnia-Jahromi, M., Wei, C.-Y., Jain, R., and Luo, H. (2020). A model-free learning algorithm for infinite-horizon average-reward mdps with near-optimal regret. (p23, 24, 26, and 31)
- Jaksch, T., Ortner, R., and Auer, P. (2010). Near-optimal regret bounds for reinforcement learning. *J. Mach. Learn. Res.*, 11:1563–1600. (p2)
- Jalali, A. and Ferguson, M. J. (1990). A distributed asynchronous algorithm for expected average cost dynamic programming. In *29th IEEE Conference on Decision and Control*, pages 1394–1395 vol.3. (p5)
- Kakade, S. (2002). A natural policy gradient. In *NIPS*. (p9, 13, 23, 25, 28, 32, and 34)
- Karimi, B., Miasojedow, B., Moulines, E., and Wai, H.-T. (2019). Non-asymptotic analysis of biased stochastic approximation scheme. (p2)
- Konda, V. R. and Tsitsiklis, J. N. (2003). On actor-critic algorithms. *SIAM J. Control Optim.*, 42(4). (p10, 12, 13, 28, and 33)
- Krass, D., Filar, J. A., and Sinha, S. S. (1992). A weighted markov decision process. *Operations Research*, 40(6). (p16)
- Lagoudakis, M. G. (2003). *Efficient Approximate Policy Iteration Methods for Sequential Decision Making in Reinforcement Learning*. PhD thesis, Department of Computer Science, Duke University. (p11, 27, 28, and 33)
- Liu, Q., Li, L., Tang, Z., and Zhou, D. (2018). Breaking the curse of horizon: Infinite-horizon off-policy estimation. In *Advances in Neural Information Processing Systems 31*. (p24 and 25)
- Mahadevan, S. (1996a). Average reward reinforcement learning: Foundations, algorithms, and empirical results. *Machine Learning*. (p1, 2, 16, 23, 24, and 25)
- Mahadevan, S. (1996b). Sensitive discount optimality: Unifying discounted and average reward reinforcement learning. In *ICML*. (p16)
- Mahadevan, S. (2009). Learning representation and control in markov decision processes: New frontiers. *Foundations and Trends in Machine Learning*, 1(4):403–565. (p15)
- Marbach, P. and Tsitsiklis, J. N. (2001). Simulation-based optimization of markov reward processes. *IEEE Transactions on Automatic Control*, 46(2):191–209. (p9, 10, 11, 24, 27, 28, and 32)

- Matsubara, T., Morimura, T., and Morimoto, J. (2010a). Adaptive step-size policy gradients with average reward metric. In *Proceedings of the 2nd Asian Conference on Machine Learning, JMLR Proceedings*. (p9 and 34)
- Matsubara, T., Morimura, T., and Morimoto, J. (2010b). Adaptive step-size policy gradients with average reward metric. In *Proceedings of the 2nd Asian Conference on Machine Learning, ACML 2010, Tokyo, Japan, November 8-10, 2010*, pages 285–298. (p23)
- Miyamae, A., Nagata, Y., Ono, I., and Kobayashi, S. (2010). Natural policy gradient methods with parameter-based exploration for control tasks. In *Advances in Neural Information Processing Systems 23*. (p8)
- Morimura, T., Osogami, T., and Shirai, T. (2014). Mixing-time regularized policy gradient. In *Proceedings of the Twenty-Eighth AAAI Conference on Artificial Intelligence, AAAI'14*. (p23 and 35)
- Morimura, T., Uchibe, E., Yoshimoto, J., and Doya, K. (2008). A new natural policy gradient by stationary distribution metric. In *European Conference Machine Learning and Knowledge Discovery in Databases ECML/PKDD*, pages 82–97. Springer. (p9, 13, 23, and 34)
- Morimura, T., Uchibe, E., Yoshimoto, J., and Doya, K. (2009). A generalized natural actor-critic algorithm. In *Advances in Neural Information Processing Systems 22*. (p9, 23, and 34)
- Morimura, T., Uchibe, E., Yoshimoto, J., Peters, J., and Doya, K. (2010). Derivatives of logarithmic stationary distributions for policy gradient reinforcement learning. *Neural Computation*, 22(2):342–376. (p16, 25, and 34)
- Neu, G., Jonsson, A., and Gómez, V. (2017). A unified view of entropy-regularized markov decision processes. *CoRR*, abs/1705.07798. (p2)
- Nichols, B. D. (2017). A comparison of eligibility trace and momentum on sarsa in continuous state-and action-space. In *2017 9th Computer Science and Electronic Engineering (CEECE)*, pages 55–59. (p15)
- O’Donoghue, B., Munos, R., Kavukcuoglu, K., and Mnih, V. (2016). PGQL: combining policy gradient and q-learning. *CoRR*, abs/1611.01626. (p16)
- Ormonoit, D. and Glynn, P. W. (2001). Kernel-based reinforcement learning in average-cost problems: An application to optimal portfolio choice. In *Advances in Neural Information Processing Systems 13*. (p7 and 23)
- Ormonoit, D. and Glynn, P. W. (2002). Kernel-based reinforcement learning in average-cost problems. *IEEE Transactions on Automatic Control*, 47(10):1624–1636. (p7)
- Ortner, R. (2007). Pseudometrics for state aggregation in average reward markov decision processes. In Hutter, M., Servedio, R. A., and Takimoto, E., editors, *Algorithmic Learning Theory*, pages 373–387, Berlin, Heidelberg. Springer Berlin Heidelberg. (p7)
- Peters, J. and Schaal, S. (2008). Natural actor-critic. *Neurocomputing*, 71(7). (p32)
- Powell, W. (2011). *Approximate Dynamic Programming: Solving the Curses of Dimensionality*. Wiley Series in Probability and Statistics. Wiley, 2nd edition. (p10, 11, and 27)
- Prashanth, L. A. and Bhatnagar, S. (2011). Reinforcement learning with average cost for adaptive control of traffic lights at intersections. In *2011 14th International IEEE Conference on Intelligent Transportation Systems (ITSC)*, pages 1640–1645. (p6, 7, 24, 26, 30, and 33)
- Puterman, M. L. (1994). *Markov Decision Processes: Discrete Stochastic Dynamic Programming*. John Wiley & Sons, Inc., 1st edition. (p2, 3, and 16)
- Qiu, S., Yang, Z., Ye, J., and Wang, Z. (2019). On the finite-time convergence of actor-critic algorithm. In *Optimization Foundations for Reinforcement Learning Workshop, NeurIPS 2019*. (p36)
- Schneckenreither, M. (2020). Average reward adjusted discounted reinforcement learning: Near-blackwell-optimal policies for real-world applications. *arXiv: 2004.00857*. (p2 and 24)

- Schulman, J., Abbeel, P., and Chen, X. (2017). Equivalence between policy gradients and soft q-learning. *CoRR*, abs/1704.06440. (p16)
- Schwartz, A. (1993). A reinforcement learning method for maximizing undiscounted rewards. *ICML*, pages 298–305. (p6, 23, 24, 26, and 29)
- Sennott, L. I. (1999). *Stochastic Dynamic Programming and the Control of Queueing Systems*. Wiley-Interscience, New York, NY, USA. (p16)
- Silver, D., Sutton, R. S., and Müller, M. (2008). Sample-based learning and search with permanent and transient memories. In *Proceedings of the 25th International Conference on Machine Learning, ICML '08*. (p2)
- Singh, S. P. (1994). Reinforcement learning algorithms for average-payoff markovian decision processes. *AAAI '94*, pages 700–705. (p6, 10, 11, 23, 26, 27, 28, 29, 30, and 32)
- Strens, M. J. A. (2000). A bayesian framework for reinforcement learning. In *ICML*. (p24)
- Sutton, R. S. (1990). Integrated architecture for learning, planning, and reacting based on approximating dynamic programming. In *Proceedings of the Seventh International Conference (1990) on Machine Learning*. (p2)
- Sutton, R. S. and Barto, A. G. (2018). *Introduction to Reinforcement Learning*. MIT Press. (p7, 8, 9, 11, 12, 15, 24, 27, 28, 33, and 35)
- Sutton, R. S., Maei, H. R., Precup, D., Bhatnagar, S., Silver, D., Szepesvári, C., and Wiewiora, E. (2009). Fast gradient-descent methods for temporal-difference learning with linear function approximation. In *Proceedings of the 26th ICML*. (p14)
- Sutton, R. S., McAllester, D., Singh, S., and Mansour, Y. (2000). Policy gradient methods for reinforcement learning with function approximation. In *NIPS*. (p9, 11, 12, 13, 28, and 32)
- Tadepalli, P. and Ok, D. (1998). Model-based average reward reinforcement learning. *Artificial Intelligence*, 100(1). (p2)
- Thomas, P. (2014). Genga: A generalization of natural gradient ascent with positive and negative convergence results. In *Proceedings of the 31st International Conference on Machine Learning*, volume 32 of *Proceedings of Machine Learning Research*. (p9)
- Tsitsiklis, J. N. and Roy, B. V. (1999). Average cost temporal-difference learning. *Automatica*, 35(11). (p10, 12, 27, 28, and 32)
- Ueno, T., Kawanabe, M., Mori, T., Maeda, S.-i., and Ishii, S. (2008). A semiparametric statistical approach to model-free policy evaluation. In *Proceedings of the 25th International Conference on Machine Learning*. (p11, 28, and 33)
- Vemula, A., Sun, W., and Bagnell, J. A. (2019). Contrasting exploration in parameter and action space: A zeroth-order optimization perspective. In *The 22nd AISTATS 2019, Proceedings of Machine Learning Research*. (p8)
- Vieillard, N., Scherrer, B., Pietquin, O., and Geist, M. (2020). Momentum in reinforcement learning. In *Proceedings of the Twenty Third International Conference on Artificial Intelligence and Statistics*, Proceedings of Machine Learning Research. PMLR. (p15)
- Wan, Y., Naik, A., and Sutton, R. S. (2020). Learning and planning in average-reward markov decision processes. (p6, 14, 24, 26, and 30)
- Wang, L., Cai, Q., Yang, Z., and Wang, Z. (2019). Neural policy gradient methods: Global optimality and rates of convergence. (p15)
- Wang, M. (2017). Primal-dual π learning: Sample complexity and sublinear run time for ergodic markov decision problems. *CoRR*, abs/1710.06100. (p2)

- Wang, Y., Dong, K., Chen, X., and Wang, L. (2020). Q-learning with {ucb} exploration is sample efficient for infinite-horizon {mdp}. In *International Conference on Learning Representations*. (p14 and 16)
- Weaver, L. and Tao, N. (2001). The optimal reward baseline for gradient-based reinforcement learning. In *Proceedings of the Seventeenth Conference on Uncertainty in Artificial Intelligence, UAI'01*. (p15)
- Wheeler, R. and Narendra, K. (1986). Decentralized learning in finite markov chains. *IEEE Transactions on Automatic Control*, 31(6):519–526. (p2)
- White, D. (1963). Dynamic programming, markov chains, and the method of successive approximations. *Journal of Mathematical Analysis and Applications*, 6(3):373 – 376. (p5)
- Wu, Y., Mansimov, E., Grosse, R. B., Liao, S., and Ba, J. (2017). Scalable trust-region method for deep reinforcement learning using kronecker-factored approximation. In *Advances in Neural Information Processing Systems 30*. (p15)
- Wu, Y., Zhang, W., Xu, P., and Gu, Q. (2020). A finite time analysis of two time-scale actor critic methods. *arXiv:2005.01350*. (p10, 12, 27, and 36)
- Xu, J., Liang, F., and Yu, W. (2006). Learning with eligibility traces in adaptive critic designs. In *2006 IEEE International Conference on Vehicular Electronics and Safety*, pages 309–313. (p15)
- Yang, S., Gao, Y., An, B., Wang, H., and Chen, X. (2016). Efficient average reward reinforcement learning using constant shifting values. In *Proceedings of the Thirtieth AAAI Conference on Artificial Intelligence, AAAI'16*. AAAI Press. (p6, 7, 14, 24, 25, 26, and 30)
- Yang, Z., Chen, Y., Hong, M., and Wang, Z. (2019). Provably global convergence of actor-critic: A case for linear quadratic regulator with ergodic cost. In *Advances in Neural Information Processing Systems 32*. (p16)
- Yu, H. and Bertsekas, D. P. (2009). Convergence results for some temporal difference methods based on least squares. *IEEE Transactions on Automatic Control*, 54(7):1515–1531. (p11, 27, 28, and 33)
- Zhang, S., Boehmer, W., and Whiteson, S. (2019). Deep residual reinforcement learning. *CoRR*, abs/1905.01072. (p14)

APPENDIX

A Tables of existing works

Tables 1 and 2 summarize the major contributions and experiments of the existing works on average-reward model-free RL that are based on value- and policy-iteration schemes, respectively.

B Taxonomy for approximation techniques

We present taxonomies of approximation techniques. They are for optimal gain v_g^* in value-iteration schemes (Fig 1), as well as for those in policy-iteration schemes, namely gain v_g^π (Fig 2), state values v_b^π (Fig 3), and action-related values q_b^π and a_b^π (Fig 4).

C Existing benchmarking environments

Different average-reward RL methods are often evaluated with different sets of environments, making comparisons difficult. Therefore, it is imperative to recapitulate those environments in order to calibrate the progress, as well as for a sanity check (before targeting more complex environments).

We compile a variety of environments that are used in existing works. They are classified into two categories, namely continuing (non-episodic) and episodic environments.

C.1 Continuing environments

Continuing environments are those with no terminating goal state and hence continue on infinitely. These environments induce infinite horizon MDPs and are typically geared towards everlasting real-world domains found in areas such as business, stock market decision making, manufacturing, power management, traffic control, server queueing operation and communication networks.

There are various different continuous environments used in average-reward RL literature with the more popular detailed below. Other examples include Preventive Maintenance in Product Inventory (Das et al., 1999), Optimal Portfolio Choice (Ormonet and Glynn, 2001), Obstacle avoidance task (Mahadevan, 1996a), and Multi-Armed Restless Bandits (Avrachenkov and Borkar, 2020).

C.1.1 Symbolic MDPs

In order to initially test the performance of algorithms in RL, simple environments are required to use as a test bed. These environments often serve no practical purpose and are developed purely for testing. Below we describe three such environments being n -state, n -cycle and n -chain.

n -state (randomly-constructed) MDPs:

PI: Singh (1994); Kakade (2002); Morimura et al. (2008, 2009); Bhatnagar et al. (2009b); Castro and Meir (2010); Matsubara et al. (2010b); Morimura et al. (2014); Chen-Yu Wei (2019); Hao et al. (2020).

VI: Schwartz (1993); Singh (1994); Jafarnia-Jahromi et al. (2020).

These are environments in which an MDPs with n states is constructed with randomized transition matrices and rewards. In order to provide context and meaning, a background story is often provided for these systems such as in the case of DeepSea (Hao et al., 2020) where the environment is interpreted as a diver searching for treasure.

One special subclass is the Generic Average Reward Non-stationary Environment Testbed (GARNET), which was proposed by Bhatnagar et al. (2009b). It is parameterized as GARNET($|\mathcal{S}|, |\mathcal{A}|, x, \sigma, \tau$), where $|\mathcal{S}|$ is the number of states and $|\mathcal{A}|$ is the number of actions, τ determines how non-stationary the problem is, and x is a branching factors which determines how many next states are available for each state-action pair. The set of next states is created by a random selection from the state set without replacement. Probabilities of going to each available next state are uniformly distributed and the reward received for each transition is normally distributed with standard deviation σ .

n -cycle (loop, circle) MDPs:PI: *None*.VI: [Schwartz \(1993\)](#); [Mahadevan \(1996a\)](#); [Yang et al. \(2016\)](#); [Wan et al. \(2020\)](#).

This group of problem has n cycles (circles, loops) with the state set defined by the number of cycles and the number of states in each cycle. The state transitions are typically deterministic. At the state in which the loops intersect, the agent must decide which loop to take. For each state inside the loops, the only available actions are to stay or move to the next state. The reward function is set out such that each loop leads to a different reward, with some rewards being more delayed than others.

[Mahadevan \(1996a\)](#) contains a 2-cycle problem. A robot receives a reward of +5 if it chooses the cycle going from home to the printer which has 5 states. It receives +20 if it chooses the other cycle which leads to the mail room and contains 10 states.

 n -chain:PI: [Chen-Yu Wei \(2019\)](#).VI: [Yang et al. \(2016\)](#); [Jafarnia-Jahromi et al. \(2020\)](#).

These are environments involving n states arranged in a linear chain-like formation. The only two available actions are to move forwards or backwards. Note that the term “chain” here does not mean a recurrent class. All n -chain environments has one recurrent class.

[Strens \(2000\)](#) presents are more specific type which is used in the OpenAI gym. In this, moving forward results in no reward whereas choosing to go backwards returns the agent to beginning results in a small reward. Reaching the end of the chain presents a large reward. The state transitions are not deterministic, with each action having a small possibility of resulting in the opposite transition.

RiverSwim is another n -chain style problem consisting of 6 states in a chain-like formation to represent positions across a river with a current flowing from right to left. Each state has two possible actions; swim left with the current or right against the current. Swimming with the current is always successful (deterministic) but swimming against it can fail with some probability. The reward function is such that the optimal policy is swimming to the rightmost state and remaining there.

C.1.2 Queuing

Another commonly used group of environments in RL involve optimization of systems that involve queuing. Common examples of queuing environments within literature include call bandwidth allocation ([Marbach and Tsitsiklis, 2001](#)), and seating on airplanes ([Gosavi et al., 2002](#)).

Server-Access Control Queue:PI: [Sutton and Barto \(2018\)](#): p252, [Devraj et al. \(2018\)](#); [Abbasi-Yadkori et al. \(2019a,b\)](#)VI: [Wan et al. \(2020\)](#); [Schneckenreither \(2020\)](#).

The problem of controlling the access of queuing customers to a limited number of servers. Each customer belongs to a priority group and the state of the system (MDP) is described by this priority as well as the number of free servers. At each time-step, the servers become available with some probability and the agent can accept or reject service to the first customer in each line. Accepting a customer gives a reward proportional to the priority of that customer when their service is complete. Rejecting a customer always results in a reward of 0. The goal of this problem is to maximize the reward received by making decisions based on customer priority and the number of available servers.

Traffic Signal Control:PI: [Prashanth and Bhatnagar \(2011\)](#); [Liu et al. \(2018\)](#)VI: [Prashanth and Bhatnagar \(2011\)](#)

Maximizing the flow of traffic across a network of junctions through finding the optimal traffic signal configuration. The controller periodically receives information about congestion which gives us a state consisting of a vector containing information of queue length and elapsed time since each lane turned red. Actions available are the sign configurations of signals which can be turned to green simultaneously. The cost (negative reward) is the sum of all queue lengths and elapsed times across the whole network. Queue length is used to reduce congestion and the elapsed time ensures fairness for all lanes.

C.1.3 Continuous States and Actions

Many environments with applications to real world systems such as robotics can contain continuous states and actions. The most common approach to these environments in RL is to discretize the continuous variables however there are RL methods that can be used even if the MDP remains continuous. Below we describe commonly used continuous environments from within the literature.

Linear Quadratic Regulators:

PI: [Kakade \(2002\)](#).

VI: *None*.

The Linear Quadratic Regulator (LQR) problem is fundamental in RL due to the simple structure providing a useful tool for assessing different methods. The systems dynamics are $s_{t+1} = \mathbf{A}s_t + \mathbf{B}a_t + \epsilon_t$ where ϵ_t is uniformly distributed random noise, that is i.i.d. for each $t \geq 0$. The cost (negative reward) function for the system is $c(s, a) = s^\top \mathbf{Q}x + a^\top \mathbf{R}a$. \mathbf{A} , \mathbf{B} , \mathbf{Q} and \mathbf{R} are all matrices with proper dimensions. This problem is viewed as an MDP with state and action spaces of $\mathcal{S} = \mathbb{R}^d$ and $\mathcal{A} = \mathbb{R}^k$ respectively. The optimal policy of LQR is a linear function of the state.

Swing-up pendulum:

PI: [Morimura et al. \(2010\)](#); [Degris et al. \(2012\)](#); [Liu et al. \(2018\)](#).

VI: *None*.

Swinging a simulated pendulum with the goal of getting it into and keeping it in the vertical position. The state of the system is described by the current angle and angular velocity of the pendulum. The action is the torque applied at the base of the pendulum which is restricted to be within a practical limit. Rewards are received as the cosine of pendulums angle which is proportional to the height of the pendulum's tip.

C.2 Episodic environments

An episodic problem has at least one terminal state (note that multiple types of terminals can be modeled as one terminal state when the model concerns only with $r(s, a)$, instead of $r(s, a, s')$). Once an agent enters the terminal state, the agent-environment interaction terminates. An episode refers to a sequence of states, actions, and rewards from $t = 0$ until entering the terminal state. It is typically assumed that the termination eventually occurs in finite time.

Grid-navigation:

PI: *None*.

VI: [Mahadevan \(1996a\)](#).

Tetris:

PI: [Kakade \(2002\)](#).

VI: [Yang et al. \(2016\)](#).

Atari Pacman:

PI: [Abbasi-Yadkori et al. \(2019a\)](#).

VI: *None*.

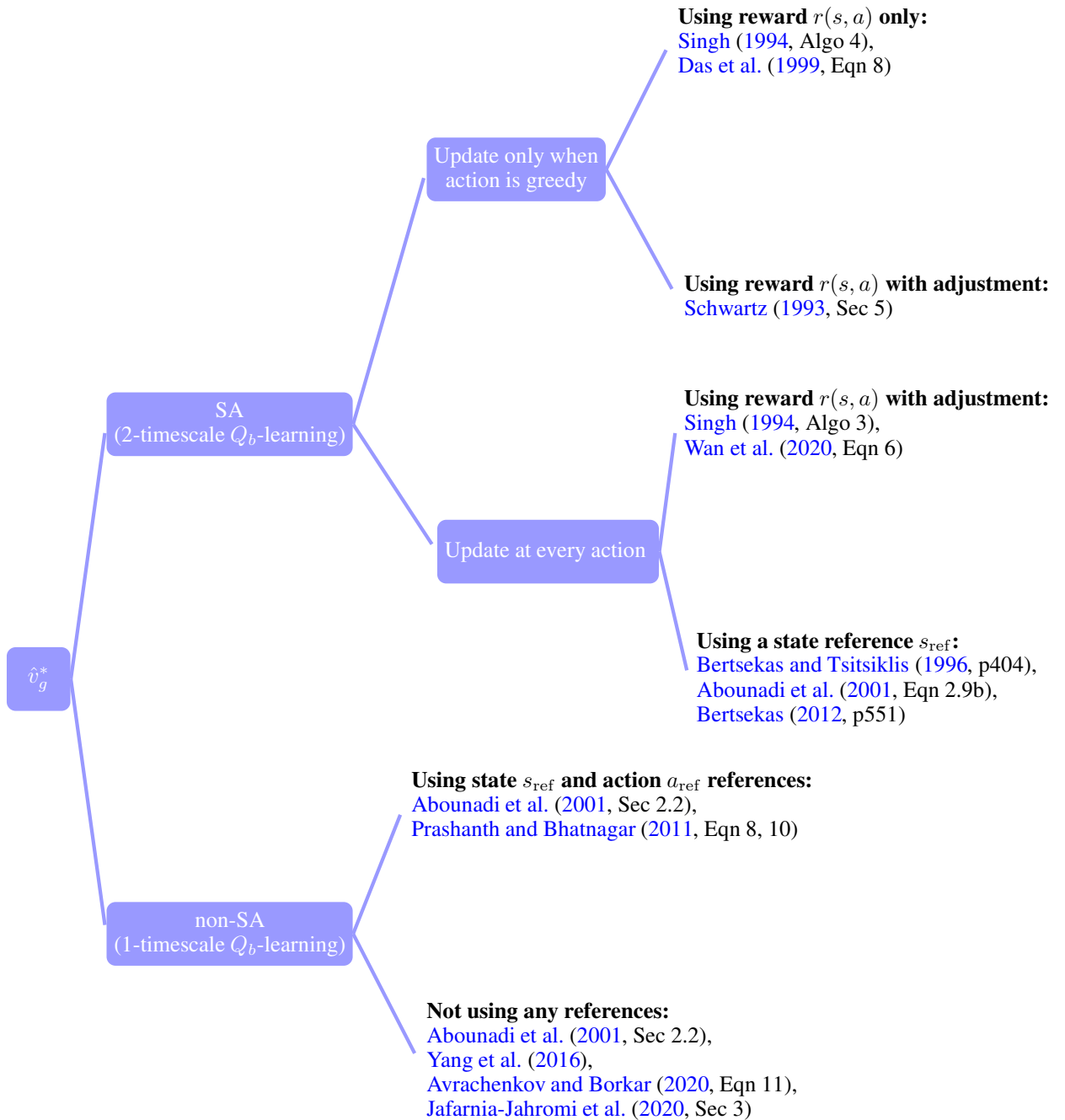


Figure 1: Taxonomy for optimal-gain approximation \hat{v}_g^* , used in value-iteration based average-reward model-free RL. Here, SA stands for stochastic approximation. For details, see Sec 3.2.

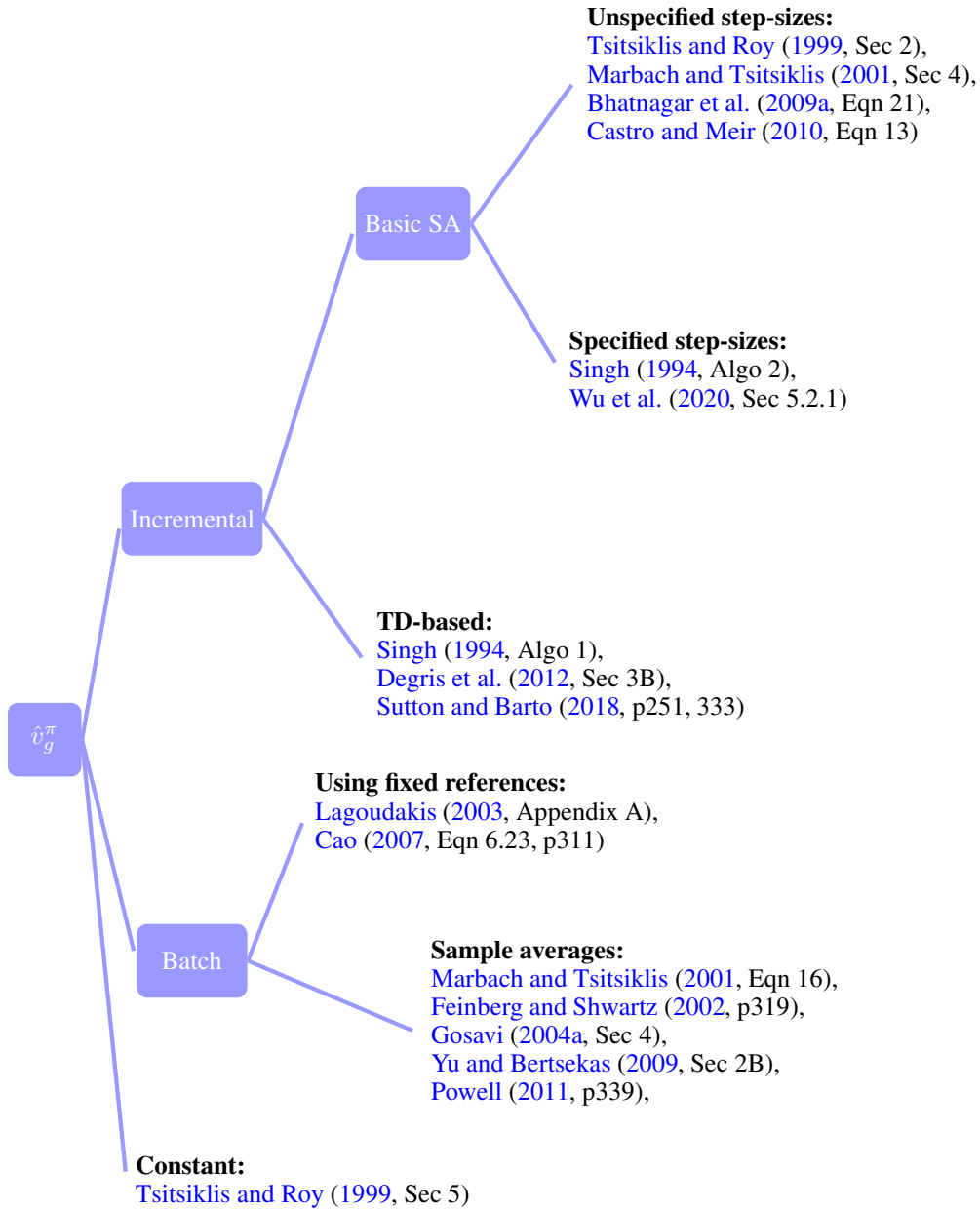


Figure 2: Taxonomy for gain approximation \hat{v}_g^π , used in policy-iteration based average-reward model-free RL. Here, SA stands for stochastic approximation, whereas TD for temporal difference. For details, see Sec 4.3.

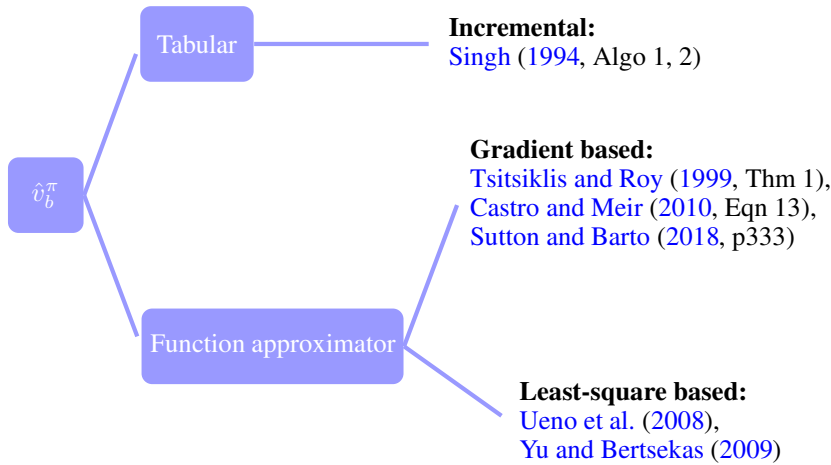


Figure 3: Taxonomy for state-value approximation \hat{v}_b^π , used in policy-iteration based average-reward model-free RL. For details, see Sec 4.4.

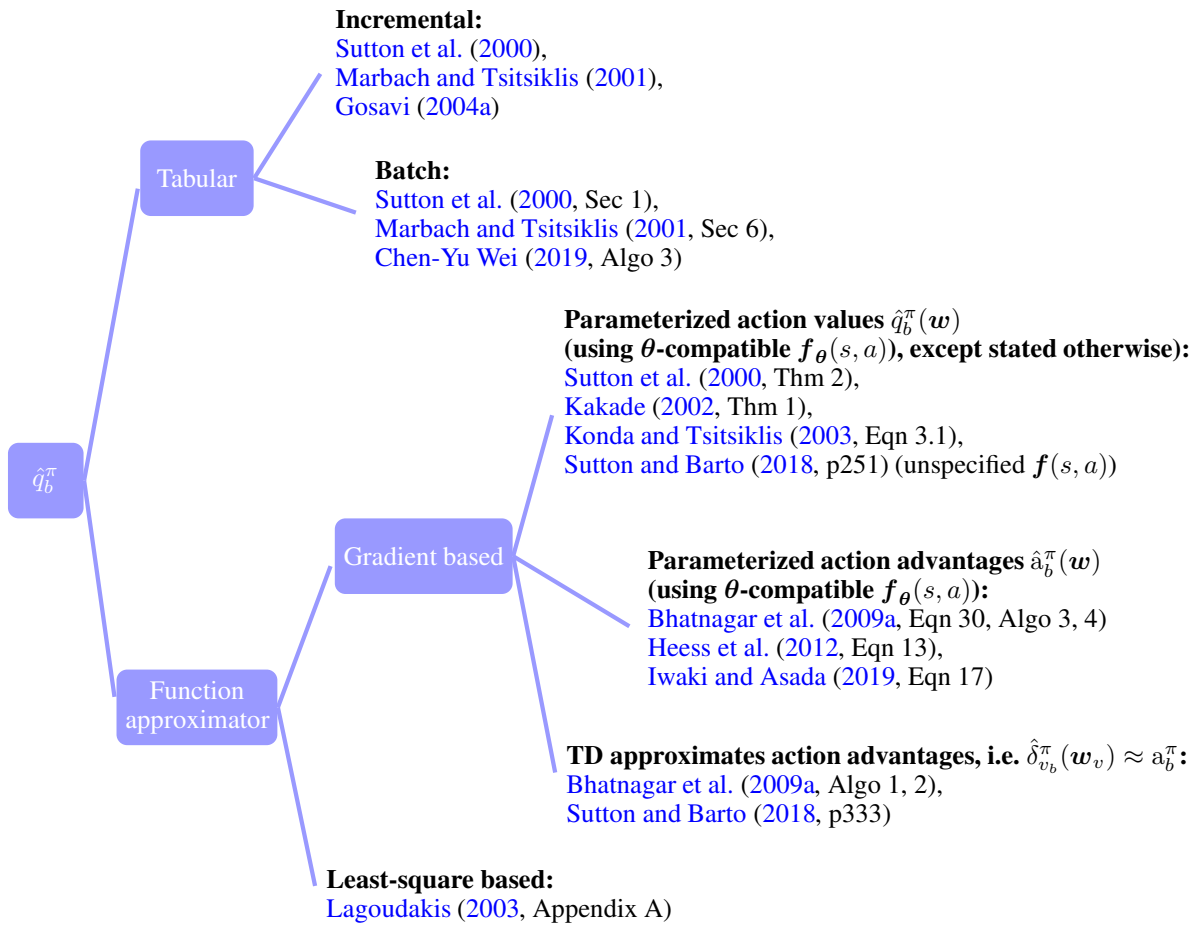


Figure 4: Taxonomy for action-value related approximation, i.e. action values \hat{q}_b^π and action advantages \hat{a}_b^π , used in policy-iteration based average-reward model-free RL. Here, TD stands for temporal difference. For details, see Sec 4.4.

Table 1: Existing works on value-iteration based average-reward model-free RL. The label **T**, **F**, or **TF** (following the work number) indicates whether the corresponding work deals with tabular, function approximation, or both settings, respectively

Work 1 (T)	Schwartz (1993) : R-learning (Q_b -learning)
Contribution	Derive Q_b -learning from its discounted reward counterpart, i.e. Q_γ -learning. Update \hat{v}_g^* only when the executed action is greedy, in order to avoid skewing the approximation due to exploratory actions. The \hat{v}_g^* update involves $\max_{a' \in \mathcal{A}} \hat{q}_b^*(s', a') - \max_{a' \in \mathcal{A}} \hat{q}_b^*(s, a')$, which is an adjustment factor for minimizing the variance.
Experiment	On a 50-state MDP and a 2-cycle MDP. Q_b -learning outperforms Q_γ -learning in terms of the converged average reward \hat{v}_g^* and the empirical rate of learning.
Work 2 (T)	Singh (1994)
Contribution	Suggest setting $\hat{q}_b^*(s_{\text{ref}}, a_{\text{ref}}) \leftarrow 0$ for an arbitrary reference state-action pair, in order to prevent \hat{q}_b^* from becoming large. Two approximation techniques for v_g^* . First , modified version of Schwartz (1993) based on the Bellman optimality equation, so that updates occur at every action, hence increasing sample efficiency. Second , update \hat{v}_g^* as the sample average of rewards received for greedy actions.
Experiment	On 20,100-state and 5,10-action randomly-constructed MDPs. Both proposed algorithms are shown to converge to v_g^* . No comparison to Schwartz (1993) .
Work 3 (F)	Bertsekas and Tsitsiklis (1996)
Contribution	Q_b -learning with function approximation (p404), whose parameter \mathbf{w} is updated via $\mathbf{w} \leftarrow (1 - \beta)\mathbf{w} + \beta \left(r(s, a) + \max_{a' \in \mathcal{A}} \hat{q}_b^*(s', a'; \mathbf{w}) - \hat{v}_g^* \right) \nabla \hat{q}_b^*(s, a; \mathbf{w}),$ for some positive stepsize β . Suggest setting $\hat{q}_b^*(s_{\text{ref}}, \cdot) \leftarrow 0$ for an arbitrary-but-fixed reference state s_{ref} . The optimal gain v_g^* is estimated using (15, 17).
Experiment	None
Work 4 (F)	Das et al. (1999); Gosavi et al. (2002); Gosavi (2004b)
Contribution	Q_b -learning on semi-MDPs, named Semi-Markov Average Reward Technique (SMART). Use a feed-forward neural network to represent $\hat{q}_b^*(\mathbf{w})$ with the following update (Eqn 9), $\mathbf{w} \leftarrow \mathbf{w} + \beta \{ r(s, a) - \hat{v}_g^* + \max_{a' \in \mathcal{A}} \hat{q}_b^*(s', a'; \mathbf{w}) - \hat{q}_b^*(s, a; \mathbf{w}) \} \nabla \hat{q}_b^*(s, a; \mathbf{w}).$
Experiment	Decay β (and ϵ -greedy exploration) slowly to 0 according to the Darken-Chang-Moody procedure (with 2 hyperparameters). Extended to λ -SMART using the forward-view TD(λ). Preventative maintenance for 1- and 5-product inventory (up to 10^{11} states). SMART yields the final \hat{v}_g^* whose mean lies within 4% of the exact v_g^* (Table 2). It outperforms 2 heuristic baselines (Table 5), namely operational-readiness and age-replacement.

Continued on next page

Table 1 – continued from previous page

Work 5 (T) Contribution	<p>Abounadi et al. (2001); Bertsekas (2012): Tabular RVI and SSP Q_b-learning First, asymptotic convergence for RVI Q_b-learning based on ODE with the usual diminishing stepsize for SA (Sec 2.2, 3). Stepsize-free gain approximation, namely $\hat{v}_g^* = f(\hat{q}_b^*)$, where $f : \mathbb{R}^{ \mathcal{S} \times \mathcal{A} } \mapsto \mathbb{R}$ is Lipschitz, $f(\mathbf{1}_{sa}) = 1$ and $f(\mathbf{x} + c\mathbf{1}_{sa}) = f(\mathbf{x}) + c, \forall c \in \mathbb{R}$, $\mathbf{1}_{sa}$ denotes a constant vector of all 1's in $\mathbb{R}^{ \mathcal{S} \times \mathcal{A} }$ (Assumption 2.2). For example,</p> $f(\hat{q}_b^*) := \hat{q}_b^*(s_{\text{ref}}, a_{\text{ref}}), \quad f(\hat{q}_b^*) := \max_a \hat{q}_b^*(s_{\text{ref}}, a), \quad f(\hat{q}_b^*) := \frac{1}{ \mathcal{S} \mathcal{A} } \sum_{s,a} \hat{q}_b^*(s, a).$ <p>Second, SSP Q_b-learning based on an observation that the gain of any stationary policy is simply the ratio of expected total reward and expected time between 2 successive visits to the reference state (Sec 2.3, Eqn 2.9a); also based on the contracting value iteration (Bertsekas (2012): Sec 7.2.3). Asymptotic convergence based on ODE and the usual diminishing stepsize for SA (Sec 4). The update for \hat{q}_b^* involves $\max_{a' \in \mathcal{A}} \hat{q}_b^*(s', a')$, where $\hat{q}_b^*(s', a') = 0$ if $s' = s_{\text{ref}}$ (Bertsekas (2012): Eqn 7.15). The optimal gain is approximated (in Eqn 2.9b) as</p> $\hat{v}_g^* \leftarrow \mathbb{P}_\kappa[\hat{v}_g^* + \beta_g \max_{a \in \mathcal{A}} \hat{q}_b^*(s_{\text{ref}}, a)],$ <p>where \mathbb{P}_κ denotes the projection on to an interval $[-\kappa, \kappa]$ for some constant κ such that $v_g^* \in (-\kappa, \kappa)$. This \hat{v}_g^* should be updated at a slower rate than \hat{q}_b^*.</p>
Experiment	None
Work 6 (F) Contribution	<p>Prashanth and Bhatnagar (2011) Q_b-learning with function approximation (Eqn 10),</p> $\mathbf{w} \leftarrow \mathbf{w} + \beta \{r(s, a) - \hat{v}_g^* + \max_{a' \in \mathcal{A}} \hat{q}_b^*(s', a', \mathbf{w})\}, \quad \text{with } \hat{v}_g^* = \max_{a'' \in \mathcal{A}} \hat{q}_b^*(s_{\text{ref}}, a''; \mathbf{w}).$
Experiment	On traffic-light control. The parameter \mathbf{w} does not converge, it oscillates. The proposal resulted in worse performance, compared to an actor-critic method.
Work 7 (TF) Contribution	<p>Yang et al. (2016): Constant shifting values (CSVs) Use a constant as \hat{v}_g^*, which is inferred from prior knowledge, because RVI Q_b-learning is sensitive to the choice of s_{ref} when the state set is large. Argue that unbounded \hat{q}_b^* (when $\hat{v}_g^* < v_g^*$) are acceptable as long as the policy converges. Hence, derive a terminating condition (as soon as the policy is deemed stable), and prove that such a convergence could be towards the optimal policy if CSVs are properly chosen.</p>
Experiment	On 4-circle MDP, RiverSwim, Tetris. Outperform SMART, RVI Q_b -learning, R-learning in both tabular and linear function approximation (with some notion of eligibility traces).
Work 8 (T) Contribution	<p>Avrachenkov and Borkar (2020) Tabular RVI Q_b-learning for the Whittle index policy (Eqn 11). Approximate v_g^* using the average of all entries of \hat{q}_b^* (same as Abounadi et al. (2001): Sec 2.2). Analyse the asymptotic convergence.</p>
Experiment	Multi-armed restless bandits: 4-state problem with circulant dynamics, 5-state problem with restart. The proposal is shown to converge to the exact v_g^* .
Work 9 (T) Contribution	<p>Wan et al. (2020) Tabular Q_b-learning without any reference state-action pair. Show empirically that such reference retards learning and causes divergence when $(s_{\text{ref}}, a_{\text{ref}})$ is infrequently visited (e.g. transient states in unichain MDPs). Prove its asymptotic convergence under unichain MDPs, whose key is using TD for \hat{v}_g^* estimates (same as Singh (1994): Algo 3).</p>
Experiment	On access-control queuing. The proposal is empirically shown to be competitive in terms of learning curves in comparison to RVI Q_b -learning.

Continued on next page

Table 1 – continued from previous page

Work 10 (T)	Jafarnia-Jahromi et al. (2020): Exploration Enhanced Q-learning (EE-QL)
Contribution	A regret bound of $\tilde{\mathcal{O}}\left(\sqrt{\hat{t}_{\max}}\right)$ with tabular non-parametric policies in weakly communicating MDPs (more general than the typically-assumed recurrent MDPs). The key is to use a single scalar estimate \hat{v}_g^* for all states, instead of maintaining the estimate for each state. This concentrating approximation \hat{v}_g^* is assumed to be available. For updating \hat{q}_b^* , use $\beta = 1/\sqrt{k}$ for the sake of analysis, instead of the common $\beta = 1/k$.
Experiment	On random MDPs and RiverSwim (weakly communicating variant). Outperform MDP-OOMD and POLITEX, as well as model-based benchmarks UCRL2 and PSRL.

Table 2: Existing works on policy-iteration based average-reward model-free RL. The label **E**, **I**, or **EI** (following the work number) indicates whether the corresponding work is (mainly) about *on-policy* policy evaluation, policy improvement, or both, respectively.

Work 1 (E)	Singh (1994)
Contribution	Tabular policy evaluation: $\hat{v}_b^\pi(s) \leftarrow \{1 - \beta_v\}\hat{v}_b^\pi(s) + \beta_v\{r(s, a) + \hat{v}_b^\pi(s') - \hat{v}_g^\pi\}$, with <i>either</i> Algo 1: $\hat{v}_g^\pi \leftarrow (1 - \beta_g)\hat{v}_g^\pi + \beta_g\{r(s, a) + \hat{v}_b^\pi(s') - \hat{v}_b^\pi(s_t)\}$, based on SA and Bellman expectation equation, <i>or</i> Algo 2: $\hat{v}_g^\pi \leftarrow \{(t \times \hat{v}_g^\pi) + r(s, a)\}/(t + 1)$ as the sample average of the rewards received for greedy actions. It is noted that β_v has dependency on both timesteps and current states, and β_g on timesteps, but provide no further explanation.
Experiment	On 20-, 100-state and 5-, 10-action random MDPs. Algo 2 is better than Algo 1 with respect to the absolute total errors relative to the exact v_g^π (over 10 trials).
Work 2 (E)	Tsitsiklis and Roy (1999)
Contribution	On-policy TD(λ) with $\hat{v}_b^\pi(\mathbf{w})$ as a linearly independent combination of fixed basis functions. A proof of asymptotic convergence with probability 1, based on ODE and SA (Thm 1). A bound on approximation errors and its dependence on a mixing factor (Thm 3). The aforementioned convergence and error analysis are for adaptive gain estimates; their counterpart for fixed gain estimates is also established in Thm 4 with an additional mixing factor (for this case λ far from 1 is preferable).
Experiment	None
Work 3 (I)	Sutton et al. (2000): (Randomized) Policy Gradient Theorem
Contribution	Policy gradient with function approximation for a parameterized policy $\pi(\theta)$, namely $\nabla v_g(\theta) = \sum_{s \in \mathcal{S}} p^\pi(s) \sum_{a \in \mathcal{A}} \hat{q}_b^\pi(s, a; \mathbf{w}) \nabla \pi(s, a; \theta)$, with $\hat{q}_b^\pi(s, a; \mathbf{w}) = \mathbf{w}^\top \nabla \log \pi(a s; \theta)$, which is said to be compatible with policy parameterization. Thm 3 assures asymptotic convergence to a <i>locally</i> optimal policy, assuming bounded rewards, bounded $\nabla v_g(\theta)$, and step sizes satisfying standard SA requirements.
Experiment	None
Work 4 (I)	Marbach and Tsitsiklis (2001)
Contribution	The same randomized policy gradient (Sec 6) as Sutton et al. (2000), but for a regenerative process with one recurrent state s_{ref} under every deterministic policy. Gradient updates are either every step (incremental) or every regenerative cycle (batch). The former uses eligibility traces (Sec 5) with $\lambda_\theta < 1$, speeding up convergence by an order of magnitude, while introducing a negligible bias. Using tabular q_b^θ . The estimate \hat{v}_g^π is computed as a weighted average of all past rewards from all regenerative cycles; resulting in lower variance (Eqn 16).
Experiment	Call admission control, whose exact $v_g^* = 0.8868$. Exact gradient computation yields $\hat{v}_g^* = 0.8808$ (100 updates), whereas those with every step updates yield $\hat{v}_g^* = 0.8789$ for $\lambda_\theta = 1$ in 8 million updates, and $\hat{v}_g^* = 0.8785$ for $\lambda_\theta = 0.99$ in 1 million updates.
Work 5 (I)	Kakade (2002): Natural Policy Gradient
Contribution	Propose one possible Riemmanian-metric matrix, namely $\mathbf{F}(\theta) := \mathbb{E}_{S \sim p_\theta^*} [\mathbf{F}(S; \theta)], \quad \text{with } \mathbf{F}(s; \theta) := \mathbb{E}_A [\nabla \pi(A s; \theta) \nabla^\top \pi(A s; \theta)],$ which is the Fisher Information matrix of a distribution $\pi(A s; \theta)$, $\forall s \in \mathcal{S}$. Recall that there exists a probability manifold (surface) corresponding to each state s , where $\pi(A s; \theta)$ is a point on that manifold with coordinates θ . This $\mathbf{F}(s; \theta)$ defines the <i>same</i> distance between 2 points (on the manifold of s) regardless of policy parameterization (the choice of coordinates). Prove that $\mathbf{w}^* = \mathbf{F}(\theta) \nabla v_g(\theta)$, where \mathbf{w}^* minimizes the MSE and $\hat{q}_b^\theta(\mathbf{w})$ is θ -compatible (Thm 1). For derivation of $\mathbf{F}(\theta)$ via the trajectory distribution manifold, see Bagnell and Schneider (2003): Thm 1, and Peters and Schaal (2008): Appendix A.
Experiment	On 2-state MDP, 1-dimensional linear quadratic regulator, and scaled-down Tetris. Natural gradients lead to a faster rate of learning, compared to standard gradients.

Continued on next page ...

Table 2 – continued from previous page

Work 6 (EI)	Konda and Tsitsiklis (2003) : A class of actor-critic algorithms
Contribution	Interpret randomized policy gradients as an inner product of 2 real-valued functions on $\mathcal{S} \times \mathcal{A}$, i.e.
	$\partial v_g(\boldsymbol{\theta})/\partial \theta_i = \langle q_b(\boldsymbol{\theta}), \nabla_i \log \pi(\boldsymbol{\theta}) \rangle_{\boldsymbol{\theta}} = \sum_{s \in \mathcal{S}} \sum_{a \in \mathcal{A}} p_{\boldsymbol{\theta}}^*(s, a) q_b^{\boldsymbol{\theta}}(s, a) \nabla_i \log \pi(s, a; \boldsymbol{\theta}),$
	where $\nabla_i \log \pi(\boldsymbol{\theta})$ denotes the i -th unit vector component of $\nabla \log \pi(\boldsymbol{\theta})$ for $i = 1, 2, \dots, d_{\boldsymbol{\theta}}$. Thus, in order to compute $\nabla v_g(\boldsymbol{\theta})$, it suffices to learn the projection of $q_b(\boldsymbol{\theta})$ onto the span of the unit vectors $\{\nabla_i \log \pi(\boldsymbol{\theta}); 1 \leq i \leq d_{\boldsymbol{\theta}}\}$ in $\mathbb{R}^{ \mathcal{S} \times \mathcal{A} }$. This span should be contained in the span of the basis vectors of the linearly parameterized critic, e.g. setting $\nabla_i \log \pi(\boldsymbol{\theta})$ as such basis vectors. Using TD(λ) with backward-view eligibility traces. The convergence analysis is based on the martingale approach.
Experiment	None
Work 7 (E)	Lagoudakis (2003) : Least-Squares TD of Q for average reward (LSTDQ-AR)
Contribution	<i>Batch</i> policy evaluation as part of least-squares policy iteration. Remark that because there is no exponential drop due to a discount factor, the value function approximation (for average rewards) is more amenable to fitting with linear architectures (Appendix A).
Experiment	None
Work 8 (E)	Gosavi (2004a) : QP-Learning
Contribution	Tabular GPI-based methods with implicit policy representation (taking a greedy action with respect to relative action values). Use TD for learning \hat{q}_b^{π} . Decay the learning rate, as the inverse of the number of updates (timesteps). Convergence analysis to optimal solution via ODE methods (Sec 6). This method is similar to Sarsa (Sutton and Barto (2018): p251), but with batch gain approximation; note that the action value approximation has its own disjoint batch and is updated incrementally per timestep.
Experiment	Airline yield management: 6 distinct cases, 10 runs (1 million timestep each). Improvements over the commonly used heuristic (expected marginal seat revenue): 3.2% to 16%; whereas over $Q_{\gamma=0.99}$ -learning: 2.3% to 9.3%.
Work 9 (E)	Ueno et al. (2008) : gLSTD and LSTDc
Contribution	LSTD-based <i>batch</i> policy evaluation (on state values) via semiparametric statistical inference. Using the so-called estimating-function methods, leading to gLSTD and LSTDc. Analyze asymptotic variance of linear function approximation.
Experiment	On a 4-state, 2-action MDP. The gLSTD and LSTDc are shown to have lower variance.
Work 10 (EI)	Bhatnagar et al. (2009a) ; Prashanth and Bhatnagar (2011) : Natural actor critic
Contribution	An iterative procedure to estimate the inverse of the Fisher information matrix \boldsymbol{F}^{-1} . It is based on weighted average in SA and Sherman-Morrison formula (Eqn 26, Algo 2). This \boldsymbol{F}^{-1} is also used as a preconditioning matrix for the critic’s gradients (Eqn 35, Algo 4). Use a $\boldsymbol{\theta}$ -compatible parameterized action advantage approximator (critic), whose parameter \boldsymbol{w} is utilized as natural gradient estimates (Eqn 30, Algo 3). Based on ODE, prove the asymptotic convergence to a small neighborhood of the set of local maxima of v_g^* . Related to (Bhatnagar et al., 2008; Abdulla and Bhatnagar, 2007).
Experiment	On Generic Average Reward Non-stationary Environment Testbed (GARNET). Algo 3 with parametric action advantage approximator yields reliably good performance in both small and large GARNETs, and outperforms that of Konda and Tsitsiklis (2003).
Work 11 (E)	Yu and Bertsekas (2009)
Contribution	Analyze convergence and the rate of convergence of TD-based least squares batch policy evaluation for v_b^{π} , specifically LSPE(λ) algorithm for any $\lambda \in (0, 1)$ and any constant stepsize $\beta \in (0, 1]$. The non-expansive mapping is turned to contraction through the choice of basis functions and a constant stepsize.
Experiment	On 2- and 100-state randomly constructed MDPs. LSPE(λ) is competitive with LSTD(λ).

Continued on next page ...

Table 2 – continued from previous page

Work 12 (I)	Morimura et al. (2009, 2008): generalized Natural Actor-Critic (gNAC)
Contribution	A variant of natural actor critic that uses the generalized natural gradient (gNG), i.e. $F_{sa}(\theta, \kappa) := \kappa F_s(\theta) + F_a(\theta) \quad \text{with some constant } \kappa \in [0, 1].$
Experiment	This linear interpolation controlled by κ can be interpreted as a continuous interpolation with respect to the k -timesteps state-action joint distribution. In particular, $\kappa = 0$ corresponds to ∞ -timesteps (after converging to the stationary state distribution), whereas $\kappa = 1$ corresponds to 1-timestep. Provide an efficient implementation for the gNG learning based on the estimating function theory, equipped with an auxiliary function for variance reduction (Lemma 1, Thm 1). The policy parameter is updated by a gNG estimate, which is a solution of the estimating function. On randomly constructed MDPs with 2 actions and 2, 5, 10, up to 100 states; using the technique of Morimura et al. (2010) for $\nabla p_s(\theta)$. The generalized variant with $\kappa = 1$ converges to the same point as that of $\kappa = 0.25$, but with a slower rate of learning. Both outperform the baseline NAC algorithm, which is equivalent to using $\kappa = 0$.
Work 13 (EI)	Castro and Meir (2010); Castro and Mannor (2010); Castro et al. (2009)
Contribution	ODE-based convergence analysis of 1-timescale actor-critic methods to a <i>neighborhood</i> of a local maximum of v_g^* (instead of to a local maximum itself as in 2-timescale variants). This single timescale is motivated by a biological context, i.e. unclear justification for 2 timescales operating within the same anatomical structure.
Experiment	On GARNET, standard gradients, and linearly parameterized TD(λ) critic with eligibility trace. During the initial phase, 1-timescale algorithm converges faster than that of Bhatnagar et al. (2009a), whereas the long term behavior is problem-dependent.
Work 14 (I)	Matsubara et al. (2010a): Adaptive stepsizes
Contribution	An adaptive stepsize for both standard and natural policy gradient methods. It is achieved by setting the distance between θ and $(\theta + \Delta\theta)$ to some <i>user-specified</i> constant, where the effect of a change $\Delta\theta$ on v_g is measured by a Riemannian metric. Thus, $\alpha(\theta) = 1/\{\nabla^\top v_g(\theta) F^{-1}(\theta) \nabla v_g(\theta)\}$. Estimate $F(\theta)$ as the mean of the exponential recency-weighted average, i.e. $\hat{F} \leftarrow \hat{F} + \lambda(\nabla v_g(\theta) \nabla^\top v_g(\theta) - \hat{F})$.
Experiment	On 3- and 20-state MDPs, with eligibility trace on policy gradients. The proposed adaptive natural gradients lead to faster convergence than that of Kakade (2002).
Work 15 (I)	Heess et al. (2012): Energy-based policy parameterization
Contribution	Energy-based policy parameterization with latent variables (Eqn 3), which enables <i>complex</i> non-linear relationship between actions and states. Incremental approximation techniques for the partition function and for two expectations used in computing compatible features (Eqn 19).
Experiment	Octopus arm (continuous states, discrete actions), compatible action advantage approximator. The proposal (which builds upon Bhatnagar et al. (2009a)) outperforms the non-linear version of the Sarsa algorithm (Eqn 5).
Work 16 (EI)	Degrís et al. (2012)
Contribution	Empirical study of actor-critic methods with backward-view eligibility traces for both actor and critic. Parameterize continuous action policies using a normal distribution, whose variance is used to scale the gradient.
Experiment	On swing-up pendulum (continuous states and actions). Use standard and natural gradients, and linearly parameterized state-value approximator with tile coding for state feature extractions. The use of variance-scaled gradients and eligibility traces significantly improves performance, but the use of natural gradients does not.

Continued on next page ...

Table 2 – continued from previous page

Work 17 (I)	Morimura et al. (2014)
Contribution	Regularization for policy gradient updates, i.e. $-\kappa\nabla h(\theta)$, where κ denote some scaling factor, and h the hitting time, which controls the magnitude of the mixing time. A TD-based approximation for the gradient of the hitting time, $\nabla h(\theta)$.
Experiment	On a 2-state MDP. The regularized policy gradient leads to faster learning, compared to non-regularized ones (both standard and natural gradients). It also reduces the effect of policy initialization on the learning performance.
Work 18 (I)	Furmston et al. (2016); Furmston and Barber (2012)
Contribution	Estimate the Hessian of $v_g(\theta)$ via Gauss-Newton methods (Algo 2 in Appendix B.1). Use eligibility traces for both the gradients and the Hessian approximates.
Experiment	None
Work 19 (EI)	Sutton and Barto (2018)
Contribution	Present 2 algorithms: a) semi-gradient Sarsa with $\hat{q}_b^\pi(\mathbf{w})$ (p251), and b) actor-Critic with per-step updates and backward-view eligibility traces for both actor and critic $\hat{v}_b^\pi(\mathbf{w})$ (p333).
Experiment	Access-control queueing with tabular action value approximators (p252).
Work 20 (E)	Devraj et al. (2018); Devraj and Meyn (2016): grad-LSTD(λ)
Contribution	Grad-LSTD(λ) for $\mathbf{w}^* = \operatorname{argmin}_{\mathbf{w}} \ \hat{v}_b^\pi(\mathbf{w}) - v_b^\pi\ _{p_s^\pi, 1}$, which is a quadratic program (Eqn 30, 37), instead of $\mathbf{w}^* = \operatorname{argmin}_{\mathbf{w}} \ \hat{v}_b^\pi(\mathbf{w}) - v_b^\pi\ _{p_s^\pi}^2$ in the standard LSTD(1). Analysis of convergence and error rate for linear parameterization. Claim that grad-LSTD(λ) is applicable for models that do <i>not</i> have regeneration.
Experiment	On a single-server queue with controllable service rate. With respect to the Bellman error, grad-LSTD(λ) appears to converge faster than LSTD(λ). Moreover, the variance of grad-LSTD's parameters is smaller compared to those of LSTD.
Work 21 (EI)	Abbasi-Yadkori et al. (2019a,b): POLITEX (Policy Iteration with Expert Advice)
Contribution	Reduction of controls to expert predictions: in each state, there exists an expert algorithm and the policy's value losses are fed to the learning algorithm. Each policy is represented as a Boltzmann distribution over the sum of action-value function estimates of <i>all</i> previous policies. That is, $\pi^{i+1}(a s) \propto \exp(-\kappa \sum_{j=1}^i \hat{q}_b^j(s, a))$, where κ is a positive learning rate and i indexes the policy iteration. Achieve a regret bound of $\tilde{O}\left(t_{\max}^{3/4}\right)$, which scales only in the number of features.
Experiment	On 4- and 8-server queueing with linear action value approximation (Bertsekas's LSPE): POLITEX achieves similar performance to LSPI, and slightly outperforms RLSVI. On Atari Pacman using non-linear TD-based action-value approximation (3 random seeds): POLITEX obtains higher scores than DQN, arguably due to more stable learning.
Work 22 (E)	Iwaki and Asada (2019): Implicit incremental natural actor critic (I2NAC)
Contribution	A preconditioning matrix for the gradient used in $\hat{a}_b^\pi(\mathbf{w})$ updates, namely: $\mathbf{I} - \kappa(\mathbf{f}(s, a)\mathbf{f}^\top(s, a))/(1 + \kappa\ \mathbf{f}(s, a)\ ^2)$, for some scaling $\kappa \geq \beta$ and some possible use of eligibility traces on \mathbf{f} (Eqn 27). It is derived from the so-called implicit TD method with linear function approximation. Provide asymptotic convergence analysis and show that the proposal is less sensitive to the learning rate and state-action features.
Experiment	None (the experiment is all in discounted reward settings)

Continued on next page ...

Table 2 – continued from previous page

Work 23 (EI)	Qiu et al. (2019)
Contribution	A non-asymptotic convergence analysis of actor-critic algorithm with linearly-parameterized TD-based state-value approximation. The keys are to interpret the actor-critic algorithm as a bilevel optimization problem (Prop 3.2), namely $\max_{\boldsymbol{\theta} \in \Theta} v_g(\pi(\boldsymbol{\theta})), \quad \text{subject to } \operatorname{argmin}_{\boldsymbol{w} \in \mathcal{W}, v_g \in \mathbb{R}} \ell(\boldsymbol{w}, v_g; \boldsymbol{\theta}), \text{ for some loss function } \ell,$ and to decouple the actor (upper-level) and critic (lower-level) updates; instead of typical ODE-based techniques. Here, “decoupling” implies that at every iteration, the critic <i>start from scratch</i> to estimate the value of the actor’s policy. Actor converges sublinearly in expectation to a stationary point, although its updates are with biased gradient estimates (due to critic approximation). The analysis assumes that the actor receives i.i.d samples.
Experiment	None
Work 24 (EI)	Chen-Yu Wei (2019): Optimistic online mirror descent (MDP-OOMD)
Contribution	A regret bound of $\tilde{\mathcal{O}}(\sqrt{t_{\max}})$ with non-parametric tabular randomized policies in weakly communicating MDPs. The key idea is to maintain an instance of an adversarial multi-armed bandit at each state to learn the best action. Assume that t_{\max} is large enough so that mixing and hitting times are both smaller than $t_{\max}/4$.
Experiment	On a random MDP and JumpRiverSwim (both have 6 states and 2 actions). MDP-OOMD outperforms standard Q-learning, but is on par with POLITEX.
Work 25 (EI)	Wu et al. (2020)
Contribution	A non-asymptotic analysis of 2-timescale actor-critic methods under non-i.i.d Markovian samples and with linearly-parameterized critic $\hat{v}_b^\pi(\boldsymbol{w})$. Show convergence guarantee to an ϵ -approximate 1st order stationary point of the non-concave policy value function, i.e. $\ \nabla v_g(\boldsymbol{\theta})\ _2^2 \leq \epsilon$, in at most $\tilde{\mathcal{O}}(\epsilon^{-2.5})$ samples when per iteration sample is 1 (Cor 4.10). Establish that for gain approximation with $\beta_t = 1/(1+t)^{\kappa_1}$, we have $\sum_{t=\tau}^{\hat{t}_{\max}} \mathbb{E}[(\hat{v}_g^\theta - v_g^\theta)^2] = \mathcal{O}(\hat{t}_{\max}^{\kappa_1}) + \mathcal{O}(\hat{t}_{\max}^{1-\kappa_1} \log \hat{t}_{\max}) + \mathcal{O}(\hat{t}_{\max}^{1-2(\kappa_2-\kappa_1)}),$ for some positive constants $0 < \kappa_1 < \kappa_2 < 1$ that indicate the relationship between actor’s and critic’s update rates (Sec 5.2.1).
Experiment	None
Work 26 (EI)	Hao et al. (2020): Adaptive approximate policy iteration (AAPI)
Contribution	A learning scheme that operates in batches (phases) and achieves $\tilde{\mathcal{O}}(t_{\max}^{2/3})$ regret bound. It uses adaptive, data- and state-dependent learning rates, as well as side-information (Eqn 4.1), i.e. a vector computable based on past information and being predictive of the next loss (here, action values). The policy improvement is based on the adaptive optimistic follow-the-regularized-leader (AO-FTRL), which can be interpreted as regularizing each policy by the KL-divergence to the previous policy.
Experiment	On randomly-constructed MDPs with 5, 10, 20 states, and 5, 10, 20 actions; DeepSea environment with grid-based states and 2 actions; CartPole with continuous states and 2 actions. AAPI outperforms POLITEX and RLSVI. Remark that smaller phase lengths perform better, whereas adaptive per-state learning rate is not effective in CartPole.