

ON THE ROLE OF INTERACTIONS IN TRANS-SONICALLY FLOWING ATOMIC CONDENSATES

MANUELE TETTAMANTI^{1,2}, IACOPO CARUSOTTO³, AND ALBERTO PAROLA⁴

ABSTRACT. We provide a joint numerical-analytical study of the physics of a flowing atomic Bose-Einstein condensate in the combined presence of an external trap and a step potential which accelerates the atoms out of the condensate creating a pair of neighbouring black- and white- hole horizons. In particular, we focus on the rapidly growing density modulation pattern that appears in between the horizons, an experimentally observed feature that was related to black-hole lasing phenomena. A direct assessment of the role of interactions in this process suggests an interpretation of the experimental data in terms of linear interference of atomic waves rather than collective effects. Our conclusions are further supported by an analytical solution of the Schrödinger equation in terms of Airy wavefunctions.

1. INTRODUCTION

The observation and the characterization of the analogue Hawking emission [1, 2] from sonic black holes [3] has been an intensive field of research in recent years [4]. In particular, ground-breaking experimental results were reported in effectively one-dimensional flowing atomic Bose-Einstein condensates by J. Steinhauer at Technion [5–8]. These pioneering experiments have stimulated a number of refined theoretical and numerical studies to fully understand the physics at play there [9–23].

The goal of this work is to make another step in this direction by further investigating the first pioneering experiment in [5], where the observation of self-amplifying Hawking radiation in an analogue black-hole laser was first claimed. The general idea of black-hole lasing was first introduced in [24] and then studied in more detail by several authors in [25–29]: in a stationary flow configuration displaying a pair of black- and white-hole horizons, the black-hole laser instability gives rise to complex-frequency eigenmodes, spatially concentrated in the supersonic region located in between the horizons. While standard lasing in optical cavities is due to light amplification in the gain medium embedded in the cavity, amplification in a black-hole laser is provided by stimulated Hawking processes during the reflection at the horizons. In the experimental settings of [5], the identification of the microscopic processes at the origin of the observations is complicated by the time-dependence of the flow.

This has sparked intense discussions within the community [9–12] on the interpretation of the experimental observations. In particular, several authors remarked that the temporally growing modulation in the experimental density profiles could be reproduced by mean-field Gross-Pitaevskii calculations, so they must have a classical hydrodynamical origin [9–11]. While all these works agree in claiming that the spatial density modulation is triggered by Bogoliubov-Cerenkov emission in the supersonic flow region, it was pointed out in [10, 11] that the temporal growth of the modulation pattern is not necessarily a signature of a black-hole lasing amplification process, but could also be explained more simply in terms of the temporally growing average density in the supersonic region. Beyond the spatial density modulation that is of direct interest for us, it is worth mentioning that specific features in the density correlation function attributable to an (eventually amplified) Hawking radiation were pointed out in [8, 12].

The goal of this article is to contribute to this debate by investigating the physics at play in the supersonic region at the mean-field level. Here the atoms, initially accelerated by the waterfall potential at the (outer) black-hole (BH) horizon, get slowed down while climbing up the shallow trap potential, eventually forming a white-hole (WH) horizon. In particular, we focus our attention on the role played by inter-particle interactions in this region, where the atomic density is low and one can reasonably expect that the interactions between atoms play a minor role, at least in the early to intermediate time dynamics. Since the exponential growth of the density modulation was used as a possible signature of the onset of black-hole lasing and the mode conversion processes

underlying black-hole lasing crucially depend on interactions, it is interesting to investigate the consequences of (artificially) switching off the interaction constant in the region beyond the sharp edge, while leaving the rest of the atomic cloud unaffected.

The structure of the article is the following. After introducing the physical set-up and the theoretical model, we present the results of our numerical calculations where the interaction constant in the downstream region past the potential step are suppressed. The numerical results are then physically interpreted and an approximate analytical model is developed. Conclusions are finally drawn.

2. THE PHYSICAL SYSTEM AND THE THEORETICAL MODEL

In the experiment [5] the condensate is made of ^{87}Rb atoms trapped in a confining laser beam that constrains the BEC cloud to have a elongated cigar shape and a nearly one-dimensional dynamics. As it is shown in Fig. (1), in addition to the confining trap a step-like optical potential is applied along the axial direction (i.e., the direction of motion) in order to accelerate the atoms and create the horizons. This “waterfall” potential is swept through the atomic cloud at a constant speed from the left to the right: this way, as it is shown in the snapshots in Fig. (2), to the right of the potential step the condensate remains essentially unperturbed and at rest in the laboratory frame while to the left of the potential step the atoms acquire a supersonic speed in the leftward direction, forming the analogue of a black-hole horizon in the vicinity of the waterfall potential. Further away to the left of the BH, the leftward flow velocity decreases again as atoms climb the trap potential and approach the relevant turning point, where a density peak forms due to the accumulation of atoms. The point where the velocity of the atoms drops below the speed of sound is the white-hole horizon, which occurs before the turning point is reached. In this way, the experiment displays a pair of analogue BH and WH horizons enclosing a finite region of supersonic flow.

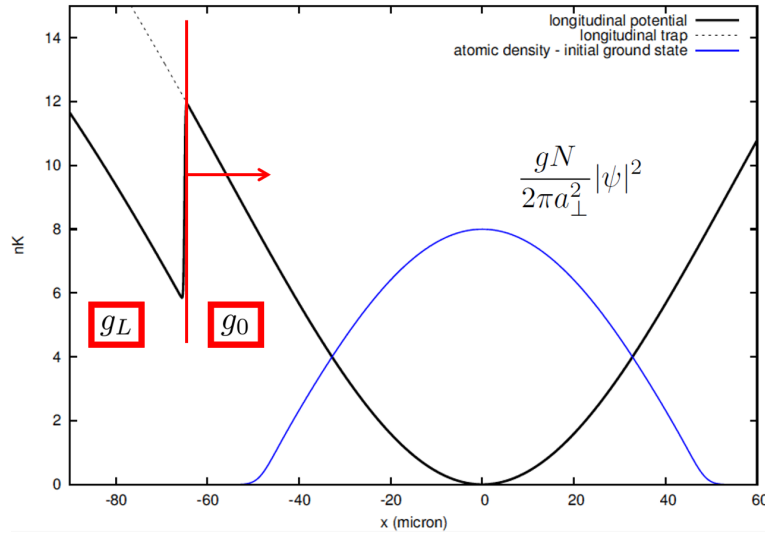


FIGURE 1. Sketch of the system under consideration: The “waterfall” step potential forming the black hole moves to the right with a constant speed v across the initially trapped BEC. To assess the role of interactions, in our toy model the interaction constant to the right of the step potential is left at its physical value g_0 , while it is suppressed to g_L to the left of the step.

In order to model the experimental configuration, we describe the dynamics of the atomic cloud by means of an effective one-dimensional Gross-Pitaevskii equation (GPE) [30]¹:

$$(1) \quad i\hbar \frac{\partial \psi}{\partial t} = \left(-\frac{\hbar^2}{2m} \frac{\partial^2}{\partial x^2} + U(x) + \frac{gN}{2\pi a_{\perp}^2} |\psi|^2 + \hbar\omega_{\perp} \right) \psi.$$

¹Note that this simpler choice differs from our previous work [9] where a Non-Polynomial Schrödinger equation (NPSE) [31] was used. We have checked that this technical simplification does not change the conclusions of our analysis.

where $\psi(x, t)$ is the longitudinal part of the wave function while the transverse profile has been assumed to be Gaussian. Furthermore, $a_{\perp} = \sqrt{\hbar/(m\omega_{\perp})}$ indicates the transverse size of the condensate in terms of the frequency ω_{\perp} of the harmonic trapping along the transverse y, z directions and g is the interaction constant, initially assumed to be spatially independent and equal to $g_0 = 4\pi\hbar^2 a_s/m$, with a_s the atom-atom scattering length.

$U(x)$ is the external trap potential in the longitudinal direction. For this latter, we choose a potential of the form

$$(2) \quad U_{trap}(x) = U_0 \frac{x^2}{x^2 + x_0^2},$$

that is plotted as a dashed line in Fig. (1). This potential is obtained from the consideration that the constricting laser beam has a Gaussian shape, as done in [10, 11]. Note that this choice differs from our previous work [9] where we had chosen a polynomial form fitting the experimental potential. Anyway, the precise form of the trap potential does not affect the physical phenomena examined in this work.

The parameters of Eq. (1) and (2) can be extracted from the specific experimental set-up. For a 3D Gaussian laser beam [5], we have that the potential is

$$(3) \quad U_{trap}(r, x) = U_0 \left(1 - \left[\frac{w_0}{w(x)} \right]^2 e^{-\frac{2r^2}{w(x)^2}} \right),$$

where x is the longitudinal direction, $r = \sqrt{y^2 + z^2}$ is the radial distance from the center of the beam, and the radial width $w(x)$ varies with the longitudinal coordinate as

$$(4) \quad w(x) = w_0 \sqrt{1 + \left(\frac{x}{x_0} \right)^2}.$$

Here, w_0 is the beam waist and the Rayleigh length x_0 depends on the laser wavelength λ as $x_0 = \pi w_0^2/\lambda$. Along the axis $y = z = 0$, this form recovers exactly Eq. (2). Furthermore, if we expand at the lowest order the trap potential (3) around $r = 0$ we have

$$(5) \quad U_{trap}(r, x) \simeq -\frac{U_0 w_0^2}{w(x)^2} + \frac{2U_0 w_0^2}{w(x)^4} r^2 = -\frac{U_0 w_0^2}{w(x)^2} + \frac{1}{2} m \omega_{\perp}^2(x) r^2,$$

which gives, in the center of the trap, $U_0 = (1/4)m\omega_{\perp}^2 w_0^2$. Thus, given the experimental values $w_0 = 5 \mu\text{m}$, $\lambda = 812 \text{ nm}$ and $\omega_{\perp} = \omega_{\perp}(0) = (2\pi) 123 \text{ Hz}$ [5], the transverse trap dimension is $a_{\perp} = \sqrt{\hbar/m\omega_{\perp}} = 0.97 \mu\text{m}$.

The zero-point motion along the transverse y, z directions gives the last term of Eq. (1). In the following, we shall make the further simplification of neglecting the longitudinal x -dependence of ω_{\perp} . Even though such an approximation may have a significant quantitative impact on the interaction constant and the total longitudinal potential experienced by the atoms, it does not affect the qualitative conclusions of our work.

Including also the step-like potential which accelerates the atoms to supersonic speeds and creates the horizons, the total potential (solid line in Fig. (1)) turns out to have the form:

$$(6) \quad U(x, t) = U_0 \frac{x^2}{x^2 + x_0^2} - \frac{U_s}{2} \left[1 - \tanh \left(\frac{x - vt - x_s}{\sigma} \right) \right],$$

where $U_s = 6.4 \text{ nK}$, $v = 0.21 \text{ mm/s}$, $\sigma = 2 \mu\text{m}$ are the experimental parameters of the waterfall potential [5] and the initial position $x_s \ll 0$ is chosen so that at the initial time $t = 0$ the step is far from to the left of the cloud.

Throughout this work, we integrate Eq. (1) using as the initial condition the ground state of the system in the trap potential, calculated via imaginary-time evolution with the experimental value of the chemical potential μ shifted² by the zero-point energy $\hbar\omega_{\perp}$.

²Note that the value $\mu = 8 \text{ nK}$ quoted in the experimental work [5] does not include the transverse zero-point energy term in Eq. (1).

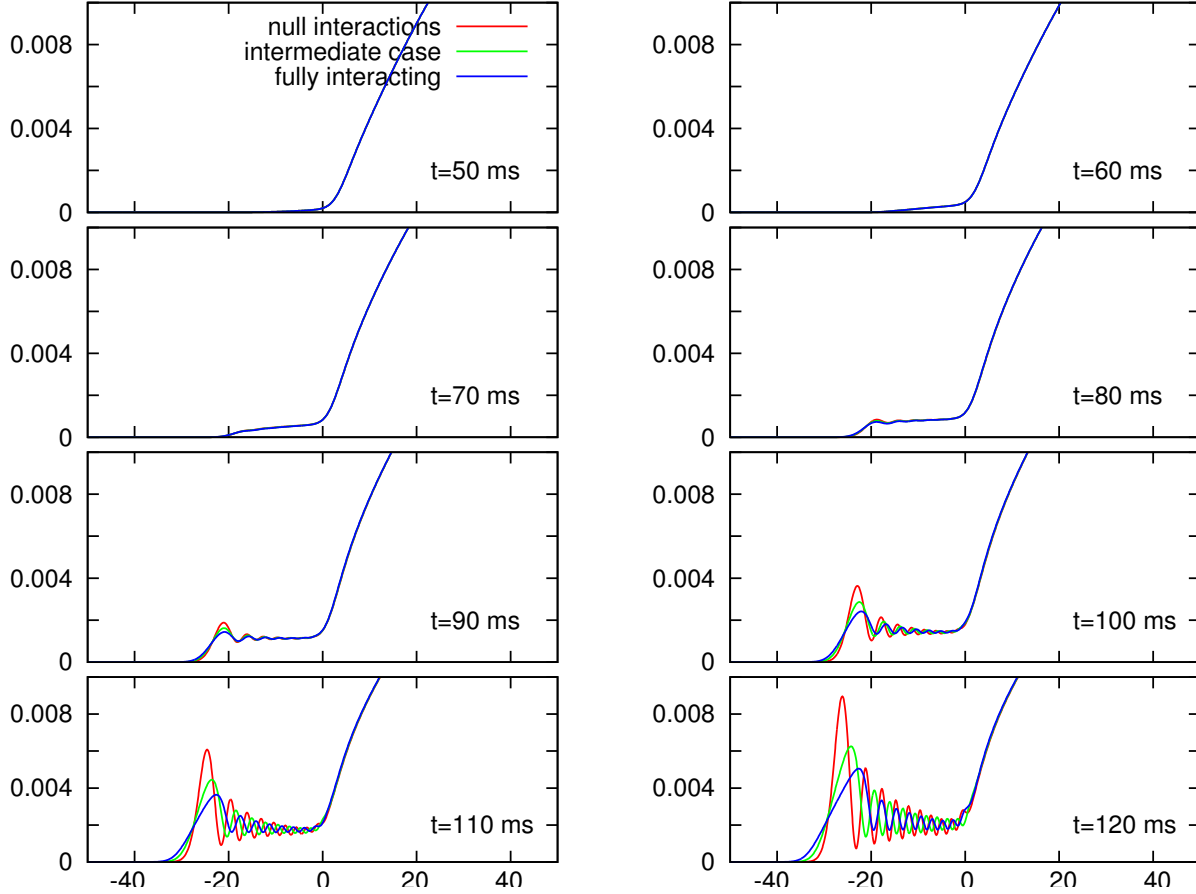


FIGURE 2. The different panels show snapshots of the condensate density profile at subsequent times. The results are given in the waterfall potential step reference frame so that the black hole horizon is fixed at the origin while the BEC moves to the left. The x -axis unit is in μm while the y -axis one is in μm^{-1} . Within each panel, the three curves refer to different values of the interaction constant g_L in the region to the left of the potential step: non-interacting $g_L = 0$ case (red), intermediate $g_L = g_0/2$ (green), physical case $g_L = g_0$ (blue).

3. NUMERICAL RESULTS: THE ROLE OF INTERACTIONS

From both the simulations [9–12] and the experimental data [5], it is evident that the density is very low in the region to the left of the waterfall potential (see, for example, Figs. (2) j-r of [5]). This is easily explained: initially, the waterfall potential is located far away from the condensate [first panel of Fig. (2)]. As time passes, the waterfall potential approaches the center of the condensate, so an increasing amount of atoms starts to flow over it (second to fifth panel) and to gain velocity. Due to number conservation, such an increase in the velocity implies a corresponding decrease in the density and, thus, on the left of the potential drop, we have a reduced density of fast moving atoms. This simple observation led us to wonder if interactions, which are a necessary ingredient for collective effects like the black-hole laser mechanism [25–29], play an important role in the dynamics or they could, in principle, be neglected.

To investigate this issue, we can introduce a toy model where the strength of the interaction is tuned in a position-dependent way as $g(x)$: it is left at its unperturbed value g_0 to the right of the step and is suppressed to the left of the step to g_L , as represented in Fig. (1). In formula, this is included via an interaction constant

of the form:

$$(7) \quad g(x) = \frac{g_0 + g_L}{2} + \frac{g_0 - g_L}{2} \tanh\left(\frac{x - vt - x_s}{\sigma}\right).$$

Thus, we numerically integrate this modified GPE starting from the ground state of the interacting condensate with the original interaction constant g_0 and, when the atoms encounter the potential drop, interactions are also switched off to $g_L = 0$. This has the effect of transforming Eq. (1) in the well-known Schrödinger equation to the left of the waterfall, while to the right the full GPE keeps being integrated. Rather than integrating the non-interacting Schrödinger equation on the whole axis, we chose this strategy to ensure an accurate description of the condensate in the trap region, where the density is largest. On the other hand, collective effects in the *supersonic* region are completely disregarded. As a consequence, all the features observed to the left of the sonic horizon just reflect the trivial interference effects which characterize a linear wave packet dynamics.

The result of the numerical integration of the GPE (1) for this toy model is plotted in Fig. (2) where the evolution of the density profile is shown in three different cases. For the sake of clarity, we plot the results in the reference frame of the potential step, so that the BH horizon is at rest at the origin and the condensate moves to the left. In all three cases, to the right of the potential step we have the fully-interacting cloud with g_0 , while different values of the interaction parameter g_L to the left of the potential step are used. In the specific, the numerical integration of the full GPE with $g_L = g_0$ is shown as a blue curve, while the result of the toy model with $g_L = 0$ are displayed as a red curve. In order to better understand the transition between these two cases, we also integrate the toy model with an intermediate value $g_L = g_0/2$. This is shown by the green line.

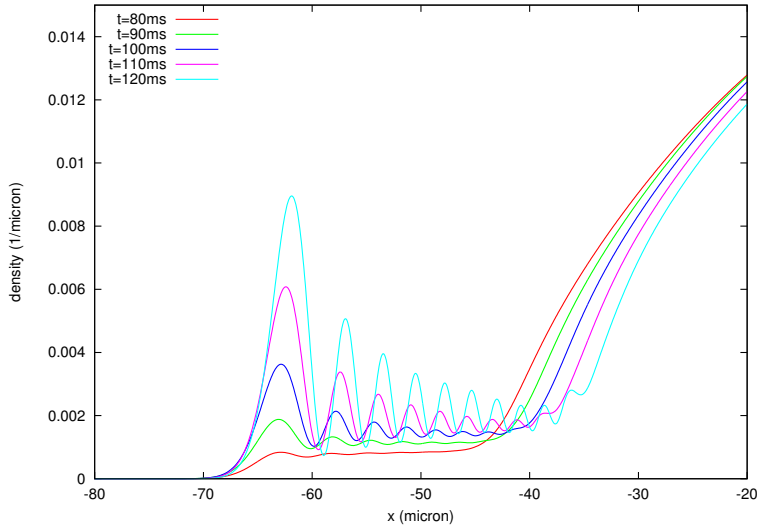


FIGURE 3. Time evolution of the density profile as seen from the trap reference frame. The different curves are taken at five representative times $t = 80, 90, 100, 110, 120$ ms for the same parameters as the red curves of Fig. (2), in particular a vanishing interaction constant $g_L = 0$ on the left of the potential step.

4. INTERPRETATION OF THE NUMERICAL RESULTS

Fig. (2) shows the dynamics of the atomic cloud at eight subsequent times. In the reference frame of the potential step, the BEC moves from the right to the left with a constant speed: the particles start in the interacting ground state in trap potential and, at a certain time, they encounter the potential drop, which accelerates them. As time passes, an oscillatory pattern is seen to appear in the density profile in the region to the left of the step and the contrast of these fringes appears to grow in time.

This is true for all the three cases plotted in the figures which represent, to the left of the step, the case of vanishing interactions $g_L = 0$, the one of a fully interacting cloud $g_L = g_0$ and the intermediate case with $g_L = g_0/2$. The figure shows that there is a smooth transition from one case to the other. In particular, the total length of the oscillatory pattern in the density profile as well as the number of peaks remain approximately the same and they agree with previous numerical simulations and with the experimental results [5, 9–12]. As the only difference, as the interaction are decreased the peaks become narrower and taller as a consequence of the reduced repulsion between atoms.

The fact that the same pattern is retrieved in all three cases regardless of the strength of interactions to the left of the potential step is the main result of this paper, which pushes us to two conclusions. First, it confirms *a fortiori* that the fringe pattern observed in the density profile in [5] has a purely classical interpretation and, thus, zero-point quantum fluctuations of the phonon field do not play a significant role in this feature, as asserted in [9–11].

Even more importantly, given that no dynamical instability can take place in Schrödinger-like linear differential equations, our calculations suggest that the temporal growth of the fringe pattern can hardly be attributed to collective instability effects such as black-hole lasing and, confirming the claim in [12], is not necessarily related to the presence of a WH horizon. The appearance of the fringes can in fact be explained in terms of a linear matter-wave interference phenomenon between the atoms that are reflected by the trap potential and the ones that keep being accelerated by the potential step. In contrast to collective instability mechanisms and to related statements in our previous work [9], but in agreement with the claim of [10, 11], the rapid growth of the fringe pattern can be thus traced back to the steep density profile of the original condensate, that induces a rapid increase of the particle flux that is injected into the “supersonic” region by the condensate hitting the waterfall potential. In this context, we wish to stress that the Bogoliubov-Cherenkov emission mechanism [32] put forward in [9–11] continuously transforms into a standard reflection process when interactions are brought to zero, so our results are not in contradiction with the conclusions of [10, 11], but rather support them.

Of course, all our discussion is restricted to early and intermediate times after the formation of the BH horizon, namely well before the right-moving reflected atoms have had time to return the BH. At this point, as it has been experimentally investigated in [8], the physics completely changes and stimulated Hawking processes at the BH could start to play an important role providing an effective amplification mechanism. But this is beyond the scope of our analysis, that is focussed on the temporal growth at early times when such processes are not yet active.

5. ANALYTICAL UNDERSTANDING OF THE DYNAMICS

Having numerically shown that interactions do not play a major role in the early dynamics in the region to the left of the potential step, we can take advantage of the mathematical simplicity of the Schrödinger equation to search for an analytical explanation in terms of simple wavefunctions.

In Fig. (3) we re-plot the red curves of Fig. (2) for a vanishing interaction to the left of the step, now superimposed in the reference frame of the trap where the potential step moves to the right. Here, we can see that the fringes grow in time and they slowly move to the right (slower than the potential step), as observed in both the experiment [5] and in the numerics [9–12]. In specific, our task will be to analytically recover both these effects.

To do so, we start by linearising the trap potential $U(x)$ around the “turning point” $x = \bar{x}$ defined by $U(\bar{x}) = \mu = 8$ nK: $U(x) \sim \mu - \alpha(x - \bar{x})$ with $\bar{x} = -49.27 \mu\text{m}$ and $\alpha = 0.258$ nK/ μm . Then, we perform a change of reference frame setting $X = x - vt - x_s$ so that the step is now located at $X = 0$ at all times. The Schrödinger equation in the region $X < 0$ then becomes ³

$$(8) \quad i\hbar \left[\frac{\partial \psi(X, t)}{\partial t} - v \frac{\partial \psi(X, t)}{\partial X} \right] = -\frac{\hbar^2}{2m} \frac{\partial^2 \psi(X, t)}{\partial X^2} + [\mu - U_s - \alpha(X + vt + x_s - \bar{x})] \psi(X, t).$$

³The correct approximation would be to consider $X \ll \sigma$ but here, for the sake of simplicity, we consider a sharp step, i.e., $\sigma \rightarrow 0$.

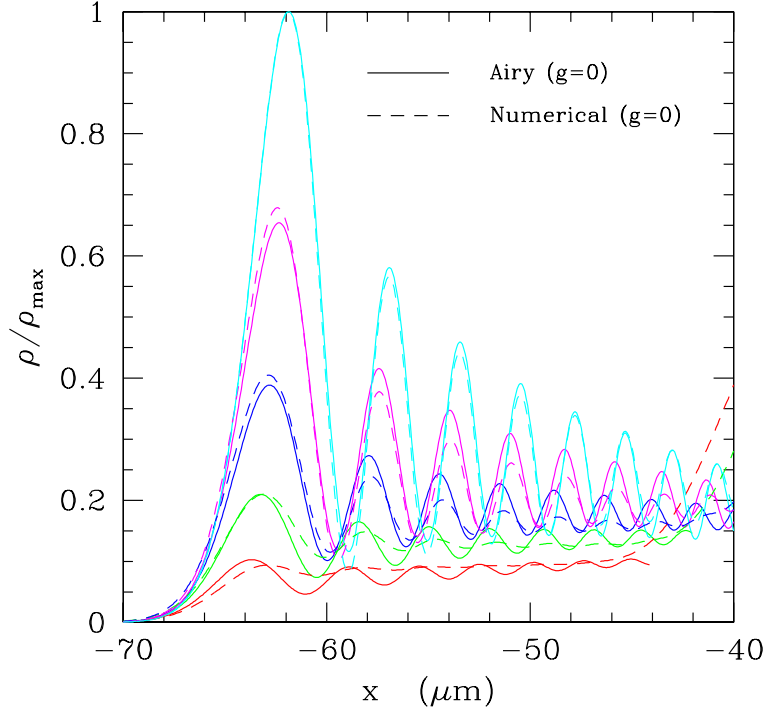


FIGURE 4. The solid lines represent the density profile of the analytical wavefunction Eq. (13) while the dashed lines are the numerical solutions for $g_L = 0$. The different colors correspond to five representative times $t = 80, 90, 100, 110, 120$ ms.

Finally, we look for a factorized solution in the range $X \in [-\infty, 0]$: $\psi(X, t) = f(t)g(X + wt)$ where w is an unspecified, generally complex, number. Defining $\xi = X + wt$ and substituting into (8) we obtain

$$(9) \quad g(\xi) \left\{ i\hbar \frac{df(t)}{dt} - [\mu - U_s + \alpha(\bar{x} - x_s + (w - v)t)] f(t) \right\} = f(t) \left\{ i\hbar (v - w) \frac{dg(\xi)}{d\xi} - \frac{\hbar^2}{2m} \frac{d^2g(\xi)}{d\xi^2} - \alpha \xi g(\xi) \right\}.$$

Dividing by $f(t)g(\xi)$ and equating each side of the equation to an arbitrary common (complex) constant ϵ , we obtain two independent equations for $f(t)$ and $g(\xi)$. Setting

$$(10) \quad g(\xi) = e^{-i\frac{m}{\hbar}(w-v)\xi} A(\xi)$$

the function $A(\xi)$ obeys the Airy equation and is therefore given by

$$(11) \quad A(\xi) = Ai \left(- \left[\frac{2m\alpha}{\hbar^2} \right]^{1/3} \left[\xi + \frac{m(w-v)^2 + 2\epsilon}{2\alpha} \right] \right)$$

while $f(t)$ is an exponential function,

$$(12) \quad f(t) = e^{-\frac{i}{\hbar}[(\epsilon + \mu - U_s + \alpha(\bar{x} - x_s))t + \frac{\alpha}{2}(w-v)t^2]}.$$

Collecting all terms and expressing the solution in terms of the original variables we finally get

$$(13) \quad \psi(x, t) \propto \exp \left(-\frac{i}{\hbar} \left[(\epsilon + m\bar{w}^2)t + \frac{\alpha}{2}\bar{w}t^2 + m\bar{w}x \right] \right) Ai \left(- \left[\frac{2m\alpha}{\hbar^2} \right]^{1/3} \left[x - x_s + \bar{w}t + \frac{m\bar{w}^2 + 2\epsilon}{2\alpha} \right] \right)$$

where $\bar{w} = w - v$ and a constant pre-factor, including a time dependent phase factor, has been dropped. Note that the first exponential is not necessarily a phase factor because the two integration constants ϵ and \bar{w} may include an imaginary part. Of course, Eq. (13) is a particular class of solutions of the Schrödinger

equation at the left of the step and the general solution is obtained by an arbitrary superposition of these forms. Nevertheless, we can hope that, by suitably choosing the two constants (ϵ, \bar{w}) , a good representation of the numerical integration can be reached.

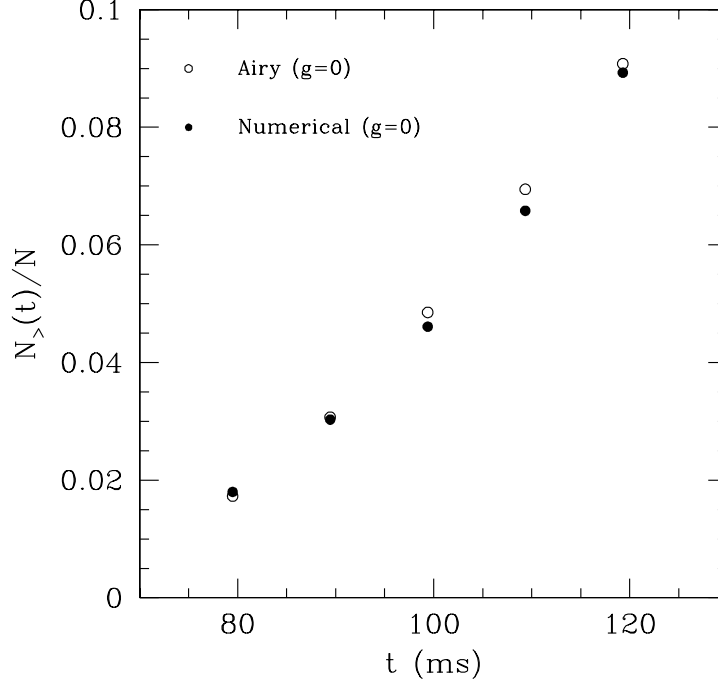


FIGURE 5. The full dots show the time-dependence of the number of particles on the left of the step extracted from the numerical simulation for $g_L = 0$, while open black dots are obtained by integrating the modulus square of the analytical expression (13) for $x < x_s + vt$. The time-independent normalization constant (unspecified in Eq. (13)) has been fixed by matching the height of the first peak in the density profile with the exact GPE result at $t = 120$ ms (as done in Fig. (4)).

The results are shown in Fig. (4): the simple solution (13) turns out to be already a good approximation of the numerical result. Indeed, the Airy wave resembles the numerical data and the peaks are seen to grow and move in time, as in the experiment [5] and the simulations [9–12]. Note that the analytical solution (13) does not need to be norm conserving: due to the motion of the step potential, the number of particles entering the region of free time evolution is in fact steadily increasing. Because of this peculiar boundary condition, we are entitled to take the constant w and ϵ as possibly complex. In particular, the values corresponding to Fig.(4) are

$$(14) \quad \begin{aligned} \bar{w} &= (-0.052 - 0.016i) \text{ mm/s} \\ \frac{m \bar{w}^2 + 2\epsilon}{2\alpha} &= (5.36 + 2.54i) \mu\text{m}. \end{aligned}$$

As one can see in the figure, this choice allows to accurately recover the temporal evolution of the fringes observed in the experiments and in the numerics, in particular their growth and their slow motion.

More specifically, if we had $w = 0$ (i.e. $\bar{w} = -v$) the peaks would have stayed stationary in the reference frame of the step. In [10, 11] the motion of the fringes in the BH frame was attributed to the movement of the WH which rigidly drags the zero-frequency Bogoliubov-Cerenkov emission. Here, the difference in velocities in the Airy solution already accounts for this “Doppler shift”.

Most remarkably, a non-vanishing imaginary part allows the peaks to grow in time according to an exponential law even in the absence of interactions, at least at small times. This behaviour was investigated in [5] and debated in [9–12]. Since no dynamical instability can take place in a linear equation such as the Schrödinger one, the

fact that the main features of the density pattern are qualitatively recovered by our Airy ansatz with $g_L = 0$ rules out a major role of collective instabilities such as black-hole lasing in determining the growth of the density modulation pattern at early and intermediate times. Of course, the accuracy of this analytical ansatz breaks down at later times when the dynamics is complicated by the scattering of the reflected wave onto the original condensate.

Further insight on this physics is given in Fig. (5), which shows the fast temporal growth of the number of particles to the left of the step potential for the non-interacting case as compared to model based on Airy function. The agreement of the two sets of points, once again, indicates that the dynamics of the gas to the left of the potential step can be explained in terms of a linear Schrödinger equation with an Airy-function-shaped ansatz. The minor quantitative differences between the analytical solution (13) and the numerical results - also evident in Fig. (4) - are due to the fact that we are considering a single Airy wavefunction, while the linearity of the Schrödinger equation allows the wave function to be a linear superposition of several of them.

6. CONCLUSIONS

In this paper we have developed a simple model to understand the origin of the temporally growing density modulation pattern that was observed in a recent experiment claiming black-hole lasing [5]. By performing Gross-Pitaevskii numerical simulations for the condensate dynamics, we have shown that interactions in the spatial region past the black-hole horizon are not crucial to the onset of the density modulation and that the qualitative properties of the density profiles remain unaffected when interactions in this spatial region are switched off. This suggests that the presence of a white-hole horizon and amplification effects at the horizons are not playing a central role in the dynamics, the observed density modulation being rather due to a linear interference between the atoms that get reflected by the trap and the ones that keep being accelerated out of the original BEC by the potential step. In particular, in contrast to our previous claims in [9] and in agreement with [10, 11], the temporal growth of the pattern can be simply explained in terms of the steep density profile of the original condensate hitting the potential step.

As a further confirmation of our conclusions, we have found an analytical solution of the linear Schrödinger equation based on Airy functions that is able to qualitatively reproduce well the main feature of the numerical solution. Since Schrödinger-like linear equations can not display dynamical instabilities, this rules out collective effects such as black-hole lasing as a possible mechanism to explain the rapid onset of the density modulation at early times. The situation is of course very different for the later time dynamics of fluctuations on top of the Gross-Pitaevskii solution that was addressed in the latest experimental work [8].

ACKNOWLEDGEMENTS

We dedicate this work to our friend and master Renaud Parentani with whom this work was developed along many years of fruitful collaboration. If it were not for his premature departure, his name would have been among the authors. All credit for our achievements must be shared with him, all discredit for mistakes is fully the three authors’.

REFERENCES

- [1] S. W. Hawking, “Black hole explosions,” *Nature*, vol. 248, pp. 30–31, 1974.
- [2] S. W. Hawking, “Particle creation by black holes,” *Comm. Math. Phys.*, vol. 43, no. 3, pp. 199–220, 1975.
- [3] W. G. Unruh, “Experimental black-hole evaporation?,” *Phys. Rev. Lett.*, vol. 46, pp. 1351–1353, May 1981.
- [4] C. Barceló, S. Liberati, and M. Visser, “Analogue gravity,” *Living Reviews in Relativity*, vol. 8, no. 12, 2005.
- [5] J. Steinhauer, “Observation of self-amplifying Hawking radiation in an analogue black-hole laser,” *Nature Physics*, vol. 10, pp. 864–869, Nov. 2014.
- [6] J. Steinhauer, “Observation of quantum Hawking radiation and its entanglement in an analogue black hole,” *Nature Physics*, vol. 12, p. 959, 2016.
- [7] J. R. Muñoz de Nova, K. Golubkov, V. I. Kolobov, and J. Steinhauer, “Observation of thermal Hawking radiation and its temperature in an analogue black hole,” *Nature*, vol. 569, no. 7758, pp. 688–691, 2019.
- [8] V. I. Kolobov, K. Golubkov, J. R. M. n. de Nova, and J. Steinhauer, “Spontaneous Hawking Radiation and Beyond: Observing the Time Evolution of an Analogue Black Hole,” 10 2019.
- [9] M. Tettamanti, S. Cacciatori, A. Parola, and I. Carusotto, “Numerical study of a recent black hole lasing experiment,” *EPL*, vol. 114, no. 6, p. 60011, 2016.

- [10] Y.-H. Wang, T. Jacobson, M. Edwards, and C. W. Clark, “Mechanism of stimulated Hawking radiation in a laboratory Bose-Einstein condensate,” *Phys. Rev. A*, vol. 96, no. 2, p. 023616, 2017.
- [11] Y.-H. Wang, M. Edwards, C. W. Clark, and T. Jacobson, “Induced density correlations in a sonic black hole condensate,” *SciPost Phys.*, vol. 3, no. 3, p. 022, 2017.
- [12] J. Steinhauer and J. R. M. de Nova, “Self-amplifying Hawking radiation and its background: a numerical study,” *Phys. Rev. A*, vol. 95, no. 3, p. 033604, 2017.
- [13] U. Leonhardt, “Questioning the recent observation of quantum Hawking radiation,” *Annalen der Physik*, vol. 530, no. 5, p. 1700114, 2018.
- [14] J. Steinhauer, “Comment on “questioning the recent observation of quantum hawking radiation” [ann. phys. (berlin) 2018, 530, 1700114],” *Annalen der Physik*, vol. 530, no. 5, p. 1700459, 2018.
- [15] A. Parola, M. Tettamanti, and S. Cacciatori, “Analogue Hawking radiation in an exactly solvable model of BEC,” *EPL*, vol. 119, no. 5, p. 50002, 2017.
- [16] M. Tettamanti, S. L. Cacciatori, and A. Parola, “Quantum quenches, sonic horizons, and the hawking radiation in a class of exactly solvable models,” *Physical Review D*, vol. 99, Feb 2019.
- [17] F. Michel and R. Parentani, “Nonlinear effects in time-dependent transonic flows: An analysis of analog black hole stability,” *Phys. Rev. A*, vol. 91, p. 053603, May 2015.
- [18] F. Michel, J.-F. Coupechoux, and R. Parentani, “Phonon spectrum and correlations in a transonic flow of an atomic bose gas,” *Phys. Rev. D*, vol. 94, p. 084027, Oct 2016.
- [19] A. Finke, P. Jain, and S. Weinfurter, “On the observation of nonclassical excitations in bose-einstein condensates,” *New Journal of Physics*, vol. 18, p. 113017, nov 2016.
- [20] A. Coutant and S. Weinfurter, “Low-frequency analogue hawking radiation: The bogoliubov-de gennes model,” *Phys. Rev. D*, vol. 97, p. 025006, Jan 2018.
- [21] J. M. G. Llorente and J. Plata, “Black-hole lasing in bose-einstein condensates: analysis of the role of the dynamical instabilities in a nonstationary setup,” *Journal of Physics B: Atomic, Molecular and Optical Physics*, vol. 52, p. 075004, mar 2019.
- [22] M. Isoard and N. Pavloff, “Departing from thermality of analogue hawking radiation in a bose-einstein condensate,” *Phys. Rev. Lett.*, vol. 124, p. 060401, Feb 2020.
- [23] M. Tettamanti and A. Parola, “Formation dynamics of black- and white-hole horizons in an analogue gravity model,” *Universe*, vol. 6, no. 8, p. 105, 2020.
- [24] S. Corley and T. Jacobson, “Black hole lasers,” *Phys. Rev.*, vol. D59, p. 124011, 1999.
- [25] A. Coutant and R. Parentani, “Black hole lasers, a mode analysis,” *Phys. Rev. D*, vol. 81, p. 084042, 2010.
- [26] S. Finazzi and R. Parentani, “Black hole lasers in Bose-Einstein condensates,” *New Journal of Physics*, vol. 12, p. 095015, Sept. 2010.
- [27] F. Michel and R. Parentani, “Saturation of black hole lasers in bose-einstein condensates,” *Phys. Rev. D*, vol. 88, p. 125012, Dec 2013.
- [28] S. Finazzi, F. Piazza, M. Abad, A. Smerzi, and A. Recati, “Instability of the Superfluid Flow as Black-Hole Lasing Effect,” *Physical Review Letters*, vol. 114, p. 245301, June 2015.
- [29] J. R. M. de Nova, S. Finazzi, and I. Carusotto, “Time-dependent study of a black-hole laser in a flowing atomic condensate,” *Phys. Rev. A*, vol. 94, p. 043616, Oct 2016.
- [30] F. Dalfovo, S. Giorgini, L. P. Pitaevskii, and S. Stringari, “Theory of bose-einstein condensation in trapped gases,” *Rev. Mod. Phys.*, vol. 71, pp. 463–512, Apr 1999.
- [31] L. Salasnich, A. Parola, and L. Reatto, “Effective wave equations for the dynamics of cigar-shaped and disk-shaped bose condensates,” *Phys. Rev. A*, vol. 65, p. 043614, Apr 2002.
- [32] I. Carusotto, S. X. Hu, L. A. Collins, and A. Smerzi, “Bogoliubov-Čerenkov Radiation in a Bose-Einstein Condensate Flowing against an Obstacle,” *Physical Review Letters*, vol. 97, p. 260403, Dec. 2006.

¹IPARTIMENTO DI FISICA “GIUSEPPE OCCHIALINI”, UNIVERSITÀ DI MILANO-BICOCCA - PIAZZA DELLA SCIENZA 3, 20126 MILANO, ITALY

²INFN – SEZIONE DI MILANO-BICOCCA - PIAZZA DELLA SCIENZA 3, 20126 MILANO, ITALY

³INO-CNR BEC CENTER AND DIPARTIMENTO DI FISICA, UNIVERSITÀ DI TRENTO - I-38123 POVO, ITALY

⁴DIPARTIMENTO DI SCIENZA E ALTA TECNOLOGIA, UNIVERSITÀ DEGLI STUDI DELL’INSUBRIA - VIA VALLEGGIO 11, 22100 COMO, ITALY