

Non-classicality and entanglement criteria for bipartite optical fields characterized by quadratic detectors II: Criteria based on probabilities

Jan Peřina Jr.,*, and Ondřej Haderka

*Joint Laboratory of Optics of Palacký University and Institute of Physics of the Czech Academy of Sciences,
Faculty of Science, Palacký University, 17. listopadu 12, 77146 Olomouc, Czech Republic*

Václav Michálek

*Institute of Physics of the Czech Academy of Sciences,
Joint Laboratory of Optics of Palacký University and Institute of Physics of CAS,
17. listopadu 50a, 772 07 Olomouc, Czech Republic*

Numerous non-classicality criteria based on the probabilities of experimental photocount or theoretical photon-number distributions are derived using several approaches. Relations among the derived criteria are revealed and the fundamental criteria are identified. They are grouped into parametric systems that allow the analysis of the non-classicality from different points of view ('local' non-classicality, pairwise character of photon correlations, etc.). Considering their structure, the criteria may be divided into groups that differ in the power to resolve the non-classicality. Quantification of the non-classicality using the Lee non-classicality depth and the non-classicality counting parameter is discussed. The used number of field's modes is identified as an important parameter that may cause unexpected results. An appropriate linear transformation of a photocount (photon-number) distribution into its s-ordered form, needed for the determination of the non-classicality depth, is derived. For comparison, the derived criteria are applied both to an experimental photocount histogram of a twin beam and the reconstructed photon-number distributions with different levels of the noise.

I. INTRODUCTION

Non-classicality of optical fields [1–5] and their entanglement represent their most important properties useful in precise (quantum) metrology (detection of gravitational waves), quantum and ghost imaging [6, 7], quantum communications (quantum key distribution) and, in general, many quantum-information protocols needed in quantum-information processing [8]. Their identification and even quantification in the case of real (experimental) optical fields represent in general a very demanding task as the rigorous approaches are based upon the properties of quasi-distributions in the phase space of the characterized optical fields [4, 9–11]. Such quasi-distributions can be obtained by the homodyne detection combined with the homodyne tomography [12, 13]. This is feasible for optical fields composed of one or at maximum several modes. For optical fields composed of larger number of modes, like the usual twin beams are, this approach is not applicable as such fields are properly characterized by their quasi-distributions of (integrated) intensities, instead of amplitudes. Moreover, the field intensity involves incoherent contributions from all populated modes. Though the number of dimensions of such intensity quasi-distributions (two for a twin beam) is incomparably smaller than the number of dimensions of the original phase space, the reconstruction of intensity quasi-distributions, especially of nonclassical and entangled multi-mode optical fields, remains demanding owing

to possible divergencies and instabilities of the known reconstruction methods [14–16].

For this reason, the approach based on non-classicality (entanglement) witnesses (identifiers) is widely used. Various inequalities may serve as such witnesses. Such inequalities then represent non-classicality criteria (NCa, NC when used in singular). We note that the NCa do not have to be applied directly to an analyzed field, the analyzed field may be specifically modified, e.g., by mixing with a defined coherent field at a beam splitter. This considerably improves the ability of the NCa to reveal the entanglement [17, 18]. We also note that, for simple systems, the separability eigenvalue equations can be solved to unambiguously quantify the entanglement in the analyzed field [19]. The fact that any NC does not allow to identify the non-classicality of all non-classical states represents a problem. It can be partly overcome when more NCa are considered and their performance is mutually compared. For specific kinds of states, suitable NCa can be identified. In the literature, the NCa based on intensity moments are commonly used to reveal the non-classicality [15, 20–24]. The NCa based on intensity moments were summarized in [25] where they were applied to twin beams. On the other hand, there also exist the NCa based on the probabilities in photocount and photon-number distributions. However, they have been applied only rarely [25–30] and no systematic study of these NCa has been given so far. The reason may be that the NCa with intensity moments allow for straightforward non-classicality quantification by using the concept of the Lee non-classicality depth (NCD) [31] and the accompanying well-known formula for the transformation of intensity moments between different field

* jan.perina.jr@upol.cz

orderings. In this contribution, we give systematic analysis of such NCa based on the probabilities. We also rewrite the concept of the Lee non-classicality depth into the language of probabilities, which allows for quantification of the non-classicality indicated by these NCa.

What benefit can be expected from the NCa for probabilities? First, we will have more NCa at our disposal and so our chance to reveal the non-classicality of any state will be greater. Here, we recall that these NCa operate in the space of photocount (photon-number) distributions that is in certain sense complementary to that of intensity (or photon-number) moments. The NCa based on probabilities may be more sensitive than those for intensity moments for various kinds of states (e.g., the non-classicality of a photon-number distribution with only nonzero probabilities for even photon numbers obtained from collinear parametric down-conversion is identified by the NC based on probabilities [27] while the NCa for intensity moments fail). Second, the NCa for probabilities may identify the non-classicality in specific regions of the photocount or photon-number distributions. For example, the central part, or the tails, of a distribution may be responsible for the field non-classical character. They may also monitor specific features of the analyzed field, e.g., the pairwise character of twin beams. Third, there are different rules for the experimental errors of probabilities and intensity moments. This favors the NCa for probabilities under specific conditions. For example, the NCa for probabilities are more precise for the fields with low mean photon numbers. On the other hand, when more intense fields are analyzed, the determination of intensity moments that uses all elements of the photon-number distribution involves averaging of the experimental errors of individual probabilities which results in precisely determined lower-order intensity moments.

The derivation of NCa for probabilities is based upon the Mandel detection formula [3, 14] that provides a 'bridge' between the NCa for probabilities and those for intensity moments. There is one to one correspondence between both types of the NCa. However, and importantly, the commonly used NCa for intensities involve only low-order intensity moments. The reason is that the experimental error of an intensity moment increases with its order. Taking into account the number of measurement repetitions only lower-order intensity moments are usually available with sufficiently low experimental errors. On the other hand, no such limitation occurs for probabilities of photocount and photon-number distributions. This means that, in our analysis, we need to derive and analyze the NCa for intensity moments of arbitrarily high orders. So, in our contribution, we again consider the methods summarized in Ref. [25], but in their general formulation. We find general relations and implications among the NCa derived by different methods. This allows us to identify the fundamental general NCa useful in the analysis of non-classicality of photocount and photon-number distributions.

We note that we apply the Mandel detection formula

for an ideal detector. This means that the derived NCa can be applied either to an experimental photocount histogram (distribution of electrons in the detector) or the photon-number distribution (of the field before detection) whatever their mutual relation is. There also exist the NCa that use the photocount moments and give directly the information about the non-classicality of the measured field. They either somehow encompass the detector parameters [32] or they are 'device independent' [33]. Such NCa are appealing for application [34].

We apply the derived NCa to an experimental twin beam that has been already addressed in [25] from the point of view of the NCa for intensity moments. There are two reasons. The NCa of both types can be divided into groups with characteristic features. Our results reveal that the NCa of both types from the corresponding groups exhibit comparable performance in quantifying the non-classicality of twin beams. This poses the question about the behavior of both types of the NCa for other types of optical fields. Second, the determination of the Lee NCD for the NCa for intensity moments is standardly done assuming one effective field mode (for a twin beam, one mode in the signal beam, one in the idler beam). Here, we show that the number of modes in an optical field is an important parameter in the determination of the NCD that should be taken into account. Otherwise, non-physical results may occur, especially in the case of highly nonclassical fields.

The NCa for probabilities also need different approach in their application compared to those for intensity moments. This is related to the fact that whereas we typically have at our disposal only a small number of intensity moments, we usually have a greater number of probabilities, either in photocount or photon-number distributions. Whereas we usually apply only couple of suitable NCa for intensity moments chosen according to the type of the state, we need to analyze greater number of the NCa for probabilities. This needs suitable parameterizations. We suggest and develop some parameterizations (e.g., using the majorization theory) and test them on the experimental twin beam.

The paper is organized as follows. In Sec. II, mapping between the NCa for intensity moments and NCa for probabilities is discussed. Then the NCa for intensity moments of arbitrary orders are derived and then transformed into those for probabilities. The method using classically nonnegative polynomials of intensities, the majorization theory, the Cauchy-Schwarz inequality and the matrix method are in turn applied. Mutual general relations among the NCa originating in different methods are revealed. Quantification of the non-classicality identified by the NCa is addressed in Sec. III including the extension of the method of the Lee NCD to the domain of probability distributions and multi-mode fields. In Sec. IV, the performance of the NCa for probabilities is compared with that of the NCa for intensity moments using the experimental histogram of a twin beam analyzed in [25]. Several parameterizations

of the NCa for probabilities are applied to the photon-number distribution of the twin beam in Sec. V. Two reconstructed photon-number distributions originating in the maximum-likelihood reconstruction and the Gaussian best fit are analyzed. The applied NCa for probabilities reveal, together with the non-classicality and its location in the distributions, different levels of the noise present in the reconstructed fields. Sec. VI brings conclusions. In Appendix A, the NCa for probabilities are explicitly written for low photon numbers, in tight parallel to the NCa for intensity moments addressed in [25]. They are useful for weak optical fields at the single-photon level.

II. NON-CLASSICALITY CRITERIA FOR PROBABILITIES

The derivation of NCa for probabilities suggested by Klyshko [26] exploits the Mandel detection formula [3, 14] that gives the probability $p(n)$ of detecting n photons in terms of the quasi-distribution $P_{\mathcal{N}}(W)$ of integrated intensity W related to the normal ordering of field operators:

$$p(n) = \frac{1}{n!} \int_0^\infty dW W^n \exp(-W) P_{\mathcal{N}}(W). \quad (1)$$

This formula can be rearranged into the form

$$\frac{n!p(n)}{p(0)} = \frac{\int_0^\infty dW W^n \exp(-W) P_{\mathcal{N}}(W)}{\int_0^\infty dW \exp(-W) P_{\mathcal{N}}(W)} \equiv \langle\langle W^n \rangle\rangle_{\text{mod}} \quad (2)$$

in which the r.h.s. gives the intensity moments of a certain properly-normalized quasi-distribution. When bipartite optical fields characterized by a quasi-distribution $P_{\text{si},\mathcal{N}}(W_s, W_i)$ of integrated intensities W_s and W_i are considered, we arrive at the two-dimensional variant of Eq. (2):

$$\frac{n_s! n_i! p_{\text{si}}(n_s, n_i)}{p_{\text{si}}(0, 0)} = \langle\langle W_s^{n_s} W_i^{n_i} \rangle\rangle_{\text{mod}} \quad (3)$$

The relation (3) then allows us to derive an NC for probabilities from any NC written in intensity moments [25]. Examples of the application of this approach are found in Refs. [25, 28–30].

The NCa for intensity moments are usually derived using the following four methods: 1) the method based on nonnegative polynomials of intensities (the corresponding NCa are denoted as E and \bar{E} below; symbols with bar are reserved for the NCa for probabilities), 2) the Cauchy–Schwarz inequality (C, \bar{C}), 3) the matrix method (M, \bar{M}) and 4) various variations of the majorization theory ($D, \bar{D}; T, \bar{T}$ in Appendix A). These methods were discussed in [25] from the point of view of low-order intensity moments. Here, we utilize them again, in their general formulation. We also derive mutual relations among the NCa derived by different methods and identify the fundamental NCa. Using the formula (3) we derive the

corresponding NCa for probabilities and write them in suitable forms. The above mentioned methods are in turn discussed in the following subsections.

A. Non-classicality criteria based on nonnegative polynomials of intensities

We consider the following two types of nonnegative polynomials of intensities that classically give nonnegative mean values [35, 36]. They provide us the following two systems of NCa parameterized by three and four indices ($k_s, k_i, l_s, l_i \geq 0, l \geq 1$):

$$\begin{aligned} E_{k_s k_i l} &= \langle W_s^{k_s} W_i^{k_i} (W_s - W_i)^{2l} \rangle < 0, \quad (4) \\ E_{k_s k_i l_s l_i} &= \langle W_s^{k_s} W_i^{k_i} (W_s - \langle W_s \rangle)^{2l_s} (W_i - \langle W_i \rangle)^{2l_i} \rangle < 0. \quad (5) \end{aligned}$$

The NCa $E_{k_s k_i l}$ considered for $l = 1$ and $l = 2$ give us two NCa for probabilities useful, e.g., in the analysis of twin beams [$p(n_s, n_i) \equiv p_{\text{si}}(n_s, n_i)$]:

$$\begin{aligned} \bar{E}_{k_s k_i 1} &= \frac{k_s+1}{k_i} p(k_s+1, k_i-1) + \frac{k_i+1}{k_s} p(k_s-1, k_i+1) \\ &\quad - 2p(k_s, k_i) < 0, \quad k_s, k_i \geq 1, \quad (6) \\ \bar{E}_{k_s k_i 2} &= \frac{(k_s+2)(k_i+1)}{k_i(k_i-1)} p(k_s+2, k_i-2) + 6p(k_s, k_i) \\ &\quad + \frac{(k_i+2)(k_i+1)}{k_s(k_s-1)} p(k_s-2, k_i+2) - 4 \frac{k_s+1}{k_i} p(k_s+1, k_i-1) \\ &\quad - 4 \frac{k_i+1}{k_s} p(k_s-1, k_i+1) < 0, \quad k_s, k_i \geq 2. \quad (7) \end{aligned}$$

Similarly, the NCa $E_{k_s k_i l_s l_i}$ for the lowest numbers l_s and l_i result in the NCa:

$$\begin{aligned} \bar{E}_{k_s k_i 10} &= (k_s+1)p(k_s+1, k_i)p^2(0, 0) + \frac{1}{k_s} p(k_s-1, k_i) \\ &\quad \times p^2(1, 0) - 2p(k_s, k_i)p(1, 0)p(0, 0) < 0, \quad k_s \geq 1, k_i \geq 0, \quad (8) \\ \bar{E}_{k_s k_i 01} &= (k_i+1)p(k_s, k_i+1)p^2(0, 0) + \frac{1}{k_i} p(k_s, k_i-1) \\ &\quad \times p^2(0, 1) - 2p(k_s, k_i)p(0, 1)p(0, 0) < 0, \quad k_s \geq 0, k_i \geq 1. \quad (9) \end{aligned}$$

B. Non-classicality criteria based on the Cauchy–Schwarz inequality

The Cauchy–Schwarz inequality $|\int fgdP|^2 \leq \int f^2dP \int g^2dP$ written for arbitrary functions f and g and classical probability distribution P , when applied with $f = W_s^{l_s/2} W_i^{l_i/2} W_s^{k_s} W_i^{k_i'}$, $g = W_s^{l_s/2} W_i^{l_i/2} W_s^{k_s'} W_i^{k_i}$ and quasi-distribution $P(W_s, W_i)$ results in the following classical inequalities ($l_s, l_i, k_s, k_s', k_i, k_i' \geq 0$):

$$\begin{aligned} &\langle W_s^{2k_s+l_s} W_i^{2k_i'+l_i} \rangle \langle W_s^{2k_s'+l_s} W_i^{2k_i+l_i} \rangle \\ &\quad - \langle W_s^{k_s+k_s'+l_s} W_i^{k_i+k_i'+l_i} \rangle^2 \geq 0. \quad (10) \end{aligned}$$

Negation of the inequality (10) with suitable relabelling of power indices gives us the following NCa:

$$\begin{aligned} C_N^L &= \langle W^L \rangle \langle W^{2N-L} \rangle - \langle W^N \rangle^2 < 0, \\ &\quad N \geq 0, 2N \geq L \geq 0. \quad (11) \end{aligned}$$

In Eq. (11) we apply the notation with vector indices $N \equiv (n_s, n_i)$ in which $W^N \equiv W_s^{n_s} W_i^{n_i}$. The NCa C_N^L in Eq. (11) is then converted into the NCa for probabilities:

$$\bar{C}_N^L = \frac{(2N-L)!L!}{(N!)^2} p(L)p(2N-L) - p^2(N) < 0; \quad (12)$$

$N! \equiv n_s!n_i!$ and $p(N) \equiv p(n_s, n_i)$.

C. Non-classicality criteria reached by the matrix method

The matrix method [22, 37–41] is based upon considering nonnegative quadratic forms of intensities conveniently expressed in the matrix form. The obtained inequalities may even be generalized using the Bochner theorem [42, 43]. Using the above vector-index notation for 2×2 matrices, we arrive at the following NCa ($L, N \geq 0$):

$$\det \left\langle \begin{bmatrix} W^{2L} & W^{L+N} \\ W^{N+L} & W^{2N} \end{bmatrix} \right\rangle = \langle W^{2L} \rangle \langle W^{2N} \rangle - \langle W^{L+N} \rangle^2 < 0. \quad (13)$$

However, these NCa are already involved in the NCa written in Eq. (11).

On the other hand, the 3×3 matrices of the form ($K, L, N \geq 0$)

$$\det \left\langle \begin{bmatrix} W^{2K} & W^{K+L} & W^{K+N} \\ W^{L+K} & W^{2L} & W^{L+N} \\ W^{N+K} & W^{N+L} & W^{2N} \end{bmatrix} \right\rangle \quad (14)$$

give rise to the following NCa for intensity moments:

$$\begin{aligned} M_{KLN} &= \{ \langle W^{2K} \rangle [\langle W^{2L} \rangle \langle W^{2N} \rangle - \langle W^{L+N} \rangle^2] \\ &+ (KLN) \leftarrow (NKL) + (KLN) \leftarrow (LNK) \} \\ &+ 2 [\langle W^{K+L} \rangle \langle W^{K+N} \rangle \langle W^{L+N} \rangle - \langle W^{2K} \rangle \langle W^{2L} \rangle \langle W^{2N} \rangle] < 0. \end{aligned} \quad (15)$$

Symbol \leftarrow used in Eq. (15) replaces the terms that are derived by the indicated change of indices from the explicitly written ones. The corresponding NCa for probabilities are then derived in the form:

$$\begin{aligned} \bar{M}_{KLN} &= \left\{ p(2K) \left[p(2L)p(2N) - \frac{(L+N)!^2}{(2L)!(2N)!} p^2(L+N) \right] \right. \\ &+ (KLN) \leftarrow (NKL) + (KLN) \leftarrow (LNK) \} \\ &+ 2 \left[\frac{(K+L)!(K+N)!(L+N)!}{(2K)!(2L)!(2N)!} p(K+L)p(K+N) \right. \\ &\left. \times p(L+N) - p(2K)p(2L)p(2N) \right] < 0. \end{aligned} \quad (16)$$

D. Non-classicality criteria based on the majorization theory

We first apply the majorization theory [44, 45] in the simplest case, i.e. with two variables (W_s, W_i) and quasi-distribution $P(W_s, W_i)$. It gives us the following NCa

$$\sum_{\{k+m, l-m\}} \langle W_s^{k+m} W_i^{l-m} \rangle - \sum_{\{k, l\}} \langle W_s^k W_i^l \rangle < 0 \quad (17)$$

for $k \geq l$ and $1 \leq m \leq l$ because the orders $\{k+m, l-m\}$ have to majorize the orders $\{k, l\}$ [$\{k+m, l-m\} \succ \{k, l\}$]. However, detailed analysis of the NCa in Eq. (17) reveals that they can be expressed as linear convex combinations of the NCa written in Eq. (4) and so they are redundant. As an example we consider in Eq. (17) the case with $k = l$ and $m = 2$:

$$\begin{aligned} &\langle W_s^{k+2} W_i^{k-2} \rangle + \langle W_s^{k-2} W_i^{k+2} \rangle - 2 \langle W_s^k W_i^k \rangle \\ &= E_{k+1, k-1, 1} + E_{k-1, k+1, 1} + 2E_{kk1}. \end{aligned} \quad (18)$$

In general, it holds:

$$\begin{aligned} &\langle W_s^{k+m} W_i^{l-m} \rangle + \langle W_s^{l-m} W_i^{k+m} \rangle - \langle W_s^k W_i^l \rangle - \langle W_s^l W_i^k \rangle \\ &= E_{k+m-1, l-m+1, 1} + 2E_{k+m-2, l-m+2, 1} + \dots + mE_{kl1} \\ &+ mE_{k-1, l+1, 1} + mE_{k-2, l+2, 1} + \dots + mE_{l+1, k-1, 1} \\ &+ mE_{lk1} + \dots + 2E_{l-m+2, k+m-2, 1} + E_{l-m+1, k+m-1, 1}. \end{aligned} \quad (19)$$

Next, we consider the majorization inequalities for three variables and the quasi-distributions $P(W_s, W_i)P_a(W'_a)$, $a = s, i$, where P_a stands for the marginal quasi-distribution of P . Violation of the classical majorization inequality $\{klm\} \succ \{k'l'm'\}$ gives us the NCa ($a = s, i$)

$${}^a D_{k'l'm'}^{klm} = f^a(k, l, m) - f^a(k', l', m') < 0 \quad (20)$$

expressed using the function f^a :

$$\begin{aligned} f^a(k, l, m) &= \{ (\langle W_s^k W_i^l \rangle + \langle W_s^l W_i^k \rangle) \langle W_a^m \rangle \\ &+ (klm) \leftarrow (mkl) + (klm) \leftarrow (lmk) \}. \end{aligned} \quad (21)$$

The corresponding NCa for probabilities are expressed as [$a = s, i$; $p_s(m, n) \equiv p(m, n)$, $p_i(m, n) \equiv p(n, m)$]:

$${}^a \bar{D}_{k'l'm'}^{klm} = \bar{f}^a(k, l, m) - \bar{f}^a(k', l', m') < 0 \quad (22)$$

and

$$\begin{aligned} \bar{f}^a(k, l, m) &= k!l!m! \{ [p(k, l) + p(l, k)] p_a(m, 0) \\ &+ (klm) \leftarrow (mkl) + (klm) \leftarrow (lmk) \}. \end{aligned} \quad (23)$$

From the NCa for probabilities written in Eq. (22), we consider the following two three-parameter systems in further analysis:

$${}^a \bar{D}_{kl}^{1, m} = {}^a \bar{D}_{kkl}^{k+m, k, l-m} < 0, \quad k \geq l \geq m \geq 1, \quad (24)$$

$$\begin{aligned} {}^a \bar{D}_{kl}^{2, m} &= {}^a \bar{D}_{kkl}^{k+m, k-m, l} < 0, \quad k-m \geq l \wedge k, m \geq 1 \\ &\wedge l \geq 0. \end{aligned} \quad (25)$$

Also, another three-parameter system of the NCa for probabilities may be defined by determining the minimum from the NCa based on 'moving one ball' [44] in the majorization theory:

$${}^a \bar{\mathcal{D}}_{klm} = \min [{}^a \bar{D}_{klm}^{k+1, l-1, m}, {}^a \bar{D}_{klm}^{k+1, l, m-1}, {}^a \bar{D}_{klm}^{k, l+1, m-1}] < 0. \quad (26)$$

In the NCa on r.h.s. of Eq. (26), nonnegative k, l, m obey in turn the inequalities $k-1 \geq l-1 \geq m \geq 0$,

$k \geq l \geq m \geq 1$ and $k-1 \geq l \geq m \geq 1$. We note that the condition 'moving one ball' means that the probabilities of two neighbor photon-numbers enter into the NCa.

From the point of view of revealing the non-classicality, the majorization theory with four variables and quasi-distribution $P(W_s, W_i)P(W'_s, W'_i)$ is the most promising. The NCa derived from the classical majorization inequality $\{klmn\} \succ \{k'l'm'n'\}$ take the form

$$\bar{D}_{k'l'm'n'}^{klmn} = f(k, l, m, n) - f(k', l', m', n') < 0 \quad (27)$$

using the function f :

$$\begin{aligned} f(k, l, m, n) = & \{(\langle W_s^k W_i^l \rangle + \langle W_s^l W_i^k \rangle)(\langle W_s^m W_i^n \rangle \\ & + \langle W_s^n W_i^m \rangle) + (klmn) \leftarrow (kmln) \\ & + (klmn) \leftarrow (knlm)\}. \end{aligned} \quad (28)$$

The corresponding NCa for probabilities obtained from Eq. (27) are written as:

$$\bar{D}_{k'l'm'n'}^{klmn} = \bar{f}(k, l, m, n) - \bar{f}(k', l', m', n') < 0 \quad (29)$$

where

$$\begin{aligned} \bar{f}(k, l, m, n) = & k!l!m!n! \{ [p(k, l) + p(l, k)] [p(m, n) \\ & + p(n, m)] + (klmn) \leftarrow (kmln) \\ & + (klmn) \leftarrow (knlm)\}. \end{aligned} \quad (30)$$

From the NCa in Eq. (29) we consider the following three-parameter system in the analysis of twin beams:

$$\bar{D}_{kl}^{3,m} = \bar{D}_{kkll}^{k+m, k, l, l-m} < 0, \quad k \geq l \geq m \geq 1. \quad (31)$$

Similarly as in the case with three variables, a useful NCa for probabilities may be defined by taking the minimum from the NCa based on 'moving one ball' in the majorization theory:

$$\begin{aligned} \bar{D}_{klmn} = \min & [\bar{D}_{klmn}^{k+1, l, m, n-1}, \bar{D}_{klmn}^{k+1, l, m-1, n}, \bar{D}_{klmn}^{k+1, l-1, m, n}, \\ & \bar{D}_{klmn}^{k, l+1, m, n-1}, \bar{D}_{klmn}^{k, l+1, m-1, n}, \bar{D}_{klmn}^{k, l, m+1, n-1}] < 0. \end{aligned} \quad (32)$$

In the NCa on r.h.s. of Eq. (32), nonnegative k, l, m, n obey in turn the inequalities $k \geq l \geq m \geq n \geq 1$, $k-1 \geq l-1 \geq m-1 \geq n \geq 0$, $k-1 \geq l-1 \geq m \geq n \geq 0$, $k-1 \geq l \geq m \geq n \geq 1$, $k-2 \geq l-1 \geq m-1 \geq n \geq 0$, and $k-1 \geq l-1 \geq m \geq n \geq 1$.

The majorization theory suggests many other classical inequalities for testing the non-classicality. They may be useful in the analysis of different kinds of nonclassical states. As an example, to demonstrate versatility of the majorization theory we derive the NCa using the inequality $\underbrace{\{k+m, l+n, 0, 0, \dots\}}_{k+l+2} \succ \underbrace{\{m, n, 1, 1, \dots\}}_{k+l+2}$

and quasi-distribution $\prod_{j=1}^{(k+l)/2+1} P(W_{j,s}, W_{j,i})$ ($k, l \geq 0, m \geq n \geq 1$):

$$\begin{aligned} \mathcal{D}_{kl}^{mn} = & g(k+m, l+n) + \frac{k+l}{2} g(k+m, 0) g(l+n, 0) \\ & - [\frac{1}{2} g(m, n) g(1, 1) + \frac{k+l}{2} g(m, 1) g(n, 1)] \\ & \times [\frac{1}{2} g(1, 1)]^{(k+l)/2-1} < 0, \quad (33) \\ g(k, l) = & \langle W_s^k W_i^l \rangle + \langle W_s^l W_i^k \rangle. \end{aligned}$$

The NCa in Eq. (33) when written in probabilities take the form:

$$\begin{aligned} \bar{\mathcal{D}}_{kl}^{mn} = & \frac{(k+m)!(l+n)!}{m!n!} [\bar{g}(k+m, l+n) p(0, 0) \\ & + \frac{k+l}{2} \bar{g}(k+m, 0) \bar{g}(l+n, 0)] p(0, 0)^{(k+l)/2-1} \\ & - [\bar{g}(m, n) p(1, 1) + \frac{k+l}{2} \bar{g}(m, 1) \bar{g}(n, 1)] p(1, 1)^{(k+l)/2-1} \\ & < 0, \quad (34) \\ \bar{g}(k, l) = & p(k, l) + p(l, k). \end{aligned}$$

We note that the majorization theory has been found useful also in identification of the non-classicality of single mode fields [46–49].

According to the analysis in the above subsections and taking into account relations among the NCa, we have the following parametric systems of the NCa for probabilities at disposal to investigate the non-classicality of photocount and photon-number distributions. The consideration of nonnegative polynomials gives us four two-parameter systems described in Eqs. (6)–(9). We may apply the four-parameter system in Eq. (12) originating in the Cauchy-Schwarz inequality or the six-parameter system in Eq. (16) derived by the matrix method. We have also grouped the NCa from the majorization theory into four three-parameter systems given in Eqs. (24), (25), (26), and (31) and two four-parameter systems described in Eqs. (32) and (34).

III. QUANTIFICATION OF THE NON-CLASSICALITY

To convert the NCa into non-classicality quantifiers, the concept of NCD introduced by Lee [31] is commonly applied using the intensity moments and assuming the field composed of one effective mode ($M = 1$, see below). The intensity moments $\langle W^k \rangle$, $k = 1, \dots$, of the analyzed field determined for the normal ordering of field operators are first transformed into the s -ordered moments $\langle W^k \rangle_s$ along the formula [14]:

$$\langle W^k \rangle_s = \frac{k!}{\Gamma(k+M)} \left(\frac{1-s}{2} \right)^k \left\langle L_k^{M-1} \left(\frac{2W}{s-1} \right) \right\rangle, \quad (35)$$

where L_k^{M-1} are the Laguerre polynomials [50], Γ denotes the Gamma-function and M gives the number of field modes. Then, the s -ordered intensity moments are inserted into the NCa and the value s_{th} of ordering parameter that nullifies a given NC gives the corresponding NCD τ by the formula:

$$\tau = \frac{1 - s_{\text{th}}}{2}. \quad (36)$$

We have to translate the transformation between different field orderings into the language of photon-number distributions to allow its application in relation to the

above derived NCa for probabilities. We proceed as follows. We define a photon-number distribution $p_s(n)$ using the standard Mandel detection formula in Eq. (1) in which, however, an s -ordered quasi-distribution $P_s(W)$ of integrated intensity W is considered. According to Ref. [14], we have

$$P_s(W) = \frac{1}{W} \exp\left(-\frac{2W}{1-s}\right) \left(\frac{2W}{1-s}\right)^M \times \sum_{n=0}^{\infty} \frac{n!p(n)}{[\Gamma(n+M)]^2} \left(\frac{s+1}{s-1}\right)^n L_n^{M-1}\left(\frac{4W}{1-s^2}\right). \quad (37)$$

Substituting Eq. (37) into Eq. (1) the following linear relation between the photon-number distributions p_s and p is obtained:

$$p_s(n) = \sum_{m=0}^{\infty} K_s(n, m; M)p(m), \quad (38)$$

where

$$K_s(n, m; M) = \left(\frac{2}{3-s}\right)^M \left(\frac{1+s}{1-s}\right)^m \left(\frac{1-s}{3-s}\right)^n \times \sum_{l=0}^m (-1)^{m-l} \binom{m}{l} \binom{n+l+M-1}{n} \times \left(\frac{4}{(1+s)(3-s)}\right)^l. \quad (39)$$

We note that the sum in Eq. (39) requires high numerical precision when evaluated. For $s = 1$, i.e. for the normal ordering, we have $K_{s=1}(n, m) = \delta_{nm}$ using the Kronecker symbol δ_{nm} . This can be verified knowing that the function $S(n, m, \alpha)$,

$$S(n, m, \alpha) = 2^{m-n} \sum_{l=0}^m (-1)^{m-l} \binom{m}{l} \binom{n+l+\alpha}{n} \quad (40)$$

equals zero for $n < m$ and one for $n = m$ independently on the value of a real parameter $\alpha \geq 0$. Also, $\sum_{n=0}^{\infty} K_s(n, m) = 1$ which can be checked using the Taylor expansion of function $(1-x)^{-\alpha-1}$ at $x = 0$.

There exists an alternative to NCD — a non-classicality counting parameter (NCCP) ν suggested in [36]. Its definition is based upon mixing the analyzed field with an additional M -mode thermal field with the varying amount of the noise. We have for this case

$$K_{\nu}(n, m; M) = p_{M-R}(n-m; \nu, M) \quad (41)$$

where the Mandel-Rice distribution p_{M-R} for M modes with ν mean thermal photons per mode is expressed as:

$$p_{M-R}(n; \nu, M) = \frac{\Gamma(n+M)}{n! \Gamma(M)} \frac{\nu^n}{(1+\nu)^{n+M}}. \quad (42)$$

Similarly as in the case of NCD, the non-classicality is quantified by the maximal amount of the noise ν that

preserves the non-classicality of the mixed field. We note that the definition of NCCP has clear physical motivation, in contrast with the definition of the Lee NCD that is based upon a Gaussian filter in the space of characteristic functions of phase-space quasi-distributions [14]. However, the NCCP cannot be applied to highly nonclassical fields [36].

IV. APPLICATION OF NON-CLASSICALITY CRITERIA TO FIELDS WITH LOW PHOTOCOUNT NUMBERS

Here, we return to the original photocount histogram analyzed in Ref. [25] from the point of view of the NCa for intensity moments to extend the analysis to the NCa for probabilities. We show that the NCa for intensity moments and probabilities can be divided into the corresponding groups that differ in the structure and that exhibit different performance in revealing the non-classicality. Moreover, we reveal the important role of the number M of field modes ($M = 1$ is standardly assumed) in the determination of the Lee NCD. We also compare the performance of two non-classicality quantifiers, the NCD and the NCCP, suitable for the NCa for probabilities. In more detail, we analyze the experimental photocount histogram $f_{\text{si}}(c_s, c_i)$ that characterizes a twin beam containing 8.8 photon pairs per single detection interval and little amount of the noise. The twin beam originated in type-I down-conversion in a β -barium-borate crystal pumped by an ultra-short pulse. Detection efficiency of the intensified CCD (iCCD) camera [25] used in the measurement was around 23 % and the mean photocount numbers $\langle c_s \rangle$ and $\langle c_i \rangle$ equaled 2.21 and 2.23, respectively. Details about the experiment and the obtained experimental photocount histogram $f_{\text{si}}(c_s, c_i)$ [see Fig. 2(a) in [25]] are given in Ref. [25]. The analysis is based upon the NCa derived in Sec. II and written explicitly for low intensity moments in Ref. [25] and for probabilities of detecting low photocount numbers in Appendix A.

We first address the role of the number M of field modes occurring in the definitions of non-classicality quantifiers τ , $\bar{\tau}$ and ν , $\bar{\nu}$. To do this, we chose the simplest NCa E_{001} , \bar{E}_{001} that use up to the second-order intensity moments and probabilities of detecting up to two photons [Eqs. (6), (A1)]. Their application to the experimental histogram f_{si} reveals (see Fig. 1) that the greater the number M of modes the smaller the values of NCDs τ , $\bar{\tau}$ and NCCPs ν , $\bar{\nu}$. This behavior reflects the fact that the overall mean number of noisy photons added to the field to conceal its non-classicality linearly increases with the number M_c of modes ($M_c \tau$, $M_c \nu$). For practical application, the number M of modes determined from the formula for multi-mode chaotic field [$M = \langle W \rangle^2 / \langle (\Delta W)^2 \rangle$] may be a good choice ($M \approx 80$ for our data).

Then, we mutually compare the performance of the

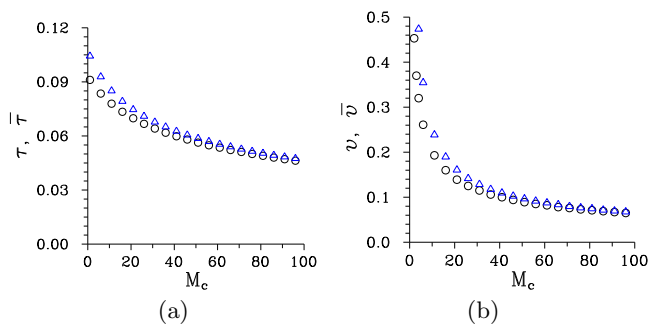


FIG. 1. (a) Non-classicality depths τ , $\bar{\tau}$ and (b) non-classicality counting parameters ν , $\bar{\nu}$ for NCA E_{001} , \bar{E}_{001} as they depend on number M_c of modes considering the NCA for intensity moments (τ , ν ; black \circ) and probabilities ($\bar{\tau}$, $\bar{\nu}$; blue \triangle) and using the photocount histogram. Relative experimental errors are lower than 3 %.

NCD and NCCP. According to the graphs in Fig. 1, fixing the number M_c of field modes the values of NCCPs ν , $\bar{\nu}$ are systematically greater than those of NCDs τ , $\bar{\tau}$. Whereas the NCDs τ , $\bar{\tau}$ for a single mode Gaussian field have to be lower or equal to 1/2 (lower than one for a general field), there is no upper bound for the NCCPs ν , $\bar{\nu}$. It has been discussed in Ref. [36] that the NCCP cannot quantify the non-classicality of highly nonclassical states. On the other hand, the larger dynamical range observed for the NCCPs ν , $\bar{\nu}$ in Fig. 1 for small numbers M_c of modes may be advantageous. The general applicability of the NCD, in contrast to the NCCP, is already 'embedded' in its definition. The comparison of both definitions in Eqs. (39) and (41) reveals the remarkable difference. The physically-sound definition of NCCP ν via the matrix K_ν in Eq. (41) describes 'shifting of the photon numbers of the field towards greater values' due to the added noisy photons. On the other hand, the matrix K_s in Eq. (39) transforms a given photon number of the analyzed field statistically into all possible (even lower) photon numbers. This is a consequence of the fact that the ordering parameter s characterizes a Gaussian filter for the characteristic function of the quasi-distribution of amplitudes [14]. We note that a numerical determination of the matrix K_s is demanding. We also note that the NCA for multi-mode optical fields were discussed in Refs. [20, 51].

Next, we extend the comparison of the NCD and NCCP to a greater (representative) set of the NCA to study the relation between the NCA for probabilities and intensity moments. In Fig. 2, we compare the performance of NCDs and NCCPs for the NCA for probabilities written in Eqs. (A1)–(A10) and corresponding to the NCA for intensity moments (6) up to the fifth order. We note that these NCA were suggested in [25] for identifying and quantifying the non-classicality of twin beams. In Fig. 2, we make the comparison for two typical numbers M_c of modes: $M_c = 1$ and $M_c = 100$ [$M_c = (M_{c,s} + M_{c,i})/2$ where $M_{c,s}$ and $M_{c,i}$ are the numbers of modes in the signal and idler fields, respectively, determined from the formula for multi-mode

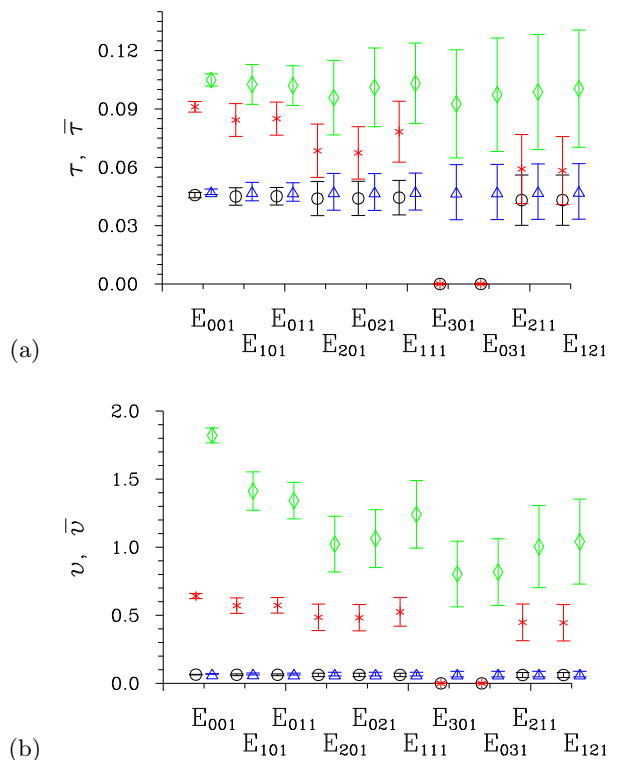


FIG. 2. (a) Non-classicality depths τ , $\bar{\tau}$ and (b) non-classicality counting parameters ν , $\bar{\nu}$ for NCA in Eqs. (6), (A1)–(A10) based on nonnegative polynomials of intensities considering NCA for intensity moments (τ , ν ; $M_c = 1$: red $*$, $M_c = 100$: black \circ) and probabilities ($\bar{\tau}$, $\bar{\nu}$; $M_c = 1$: green \diamond , $M_c = 100$: blue \triangle) and analyzing the photocount histogram.

chaotic fields]. We can say in general that the NCA for probabilities give similar or better values of the NCDs $\bar{\tau}$ and NCCPs $\bar{\nu}$ compared to their counterparts in intensity moments. The NCA \bar{E}_{301} and \bar{E}_{031} for probabilities even indicate the non-classicality contrary to the NCA E_{301} and E_{031} for intensity moments. Though the values of NCCPs ν determined for $M_c = 1$ are much higher than those for which the actual number $M_c = 100$ of field modes is applied, we suggest to use the latter one. The reason is that the consideration of $M_c = 1$ for multi-mode fields may result in overestimation of the 'level of non-classicality' in the analyzed field. For example, values of the NCD τ greater than 1/2 may be reached for multi-mode Gaussian fields in this case.

It was shown in Ref. [25] that, as a rule of thumb, the performance of the NCA for intensity moments depends on the structure of the terms in the NCA — the greater the number of mean values in the product the smaller the value of the NCD τ . The comparison of the corresponding NCA for probabilities and intensity moments given in Fig. 2 suggests that the corresponding NCA have comparable performance in revealing the non-classicality. The mapping between the NCA for intensity moments and the NCA for probabilities then suggests the following statement: The greater the number of probabilities

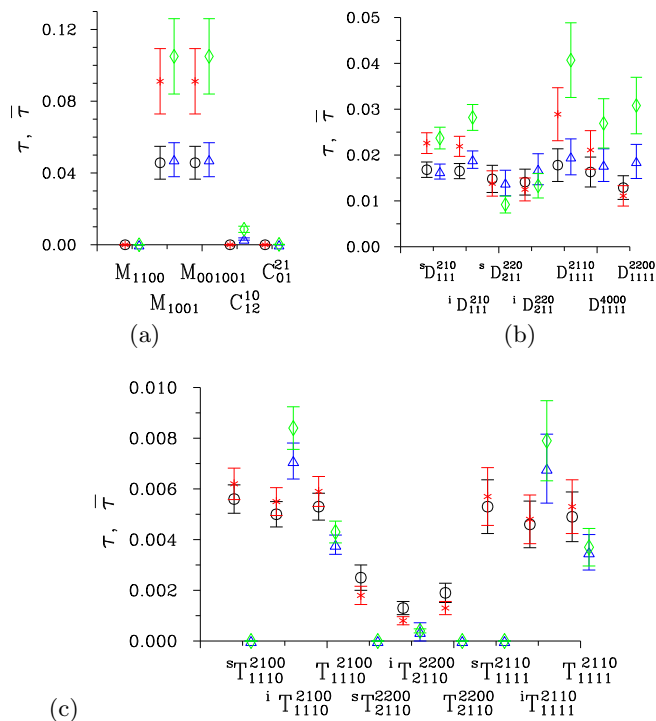


FIG. 3. Non-classicality depths τ , $\bar{\tau}$ for (a) NCA in Eqs. (11), (13), (15), (A17)—(A21) derived from the matrix approach and the Cauchy–Schwarz inequality, (b) NCA in Eqs. (22), (27), (A22)—(A26) from the majorization theory and (c) NCA in Eqs. (A27)—(A32) from the majorization theory considering NCA for intensity moments (τ ; $M_c = 1$: red *, $M_c = 100$: black \circ) and probabilities ($\bar{\tau}$; $M_c = 1$: green \diamond , $M_c = 100$: blue \triangle) and using the photocount histogram.

in the product, the smaller the value of the NCD $\bar{\tau}$. This statement is verified when we mutually compare the values of $\bar{\tau}$ in the graphs of Fig. 2(a), 3(a), 3(b), and 3(c) that give the NCDs $\bar{\tau}$ for the remaining NCA for probabilities summarized in Appendix A. In more detail, the comparison of the corresponding NCA for intensity moments and probabilities in Fig. 3 shows that they exhibit comparable performance in identifying and quantifying the non-classicality, though they operate in certain sense in complementary spaces. The NCA originating in the majorization theory and containing terms with two intensity moments in the product lead to systematically smaller values of the NCDs τ , as shown in Fig. 3(b). The values of NCDs τ obtained for the NCA from the majorization theory and having three intensity moments in the product are systematically even smaller, as documented in Fig. 3(c). In Fig. 3(c), we can see the opposite case of that discussed in relation to the NCA \bar{E}_{301} and \bar{E}_{031} : The NCA for probabilities ${}^s T_{1110}^{2100}$, ${}^s T_{2110}^{2200}$, T_{2110}^{2200} , and ${}^s T_{1111}^{2110}$ written in Eqs. (A27) and (A29)—(A31) do not indicate the non-classicality contrary to their intensity counterparts. The discussed rule of thumb has one exception: The NCA \bar{M}_{1001} and \bar{M}_{001001} containing two and three probabilities in the product and originating in the matrix approach give us the values of NCDs $\bar{\tau}$ com-

parable with the greatest values of $\bar{\tau}$ reached by the NCA derived from nonnegative polynomials of intensities and plotted in Fig. 2(a).

We note that the NCA \bar{E}_{002} , \bar{E}_{102} , \bar{E}_{012} , \bar{E}_{1011} , \bar{E}_{0111} and \bar{E}_{0011} defined for probabilities in Eqs. (A11)—(A16) do not reveal the non-classicality of the analyzed twin beam, similarly as their intensity counterparts [25].

V. APPLICATION OF NON-CLASSICALITY CRITERIA FOR ARBITRARILY LARGE PHOTON NUMBERS

In this section, we demonstrate the application of the parametric systems of the NCA for probabilities derived in Sec. II to the experimental twin beam characterized by the photocount histogram $f_{\text{si}}(c_s, c_i)$ used in Sec. IV. We apply the derived parametric systems of the NCA in three scenarios to investigate the non-classicality. First, we only consider the values of the indices in the NCA such that the corresponding pairs (signal and idler) of photon numbers lie in specific well-defined areas. For example, strips parallel to the diagonal $n_s = n_i$ are suitable for the non-classicality analysis of twin beams with their photon-pair-like structure. Second, we impose specific conditions for the values of indices. Consideration of the NCA that include only probabilities of the neighbor photon numbers may serve as an example. The NCA originating in the majorization inequalities in which 'one ball is moved' also belong to this category. Third, we may consider a whole parametric system of the NCA, scan over all allowed values of the indices and look for the maximal value of the chosen non-classicality quantifier. The first two scenarios may provide us the information about 'location of the non-classicality' across the photon-number distribution. This property allows us to get also certain information about the quality of the analyzed beam, especially about the present noise and its distribution across the photon-number distribution. To demonstrate this property, we apply the parametric systems of the NCA in parallel to three photon-number distributions. We consider two reconstructed photon-number distributions $p_{\text{si}}(n_s, n_i)$ of the analyzed twin beam: The first one was obtained by the maximum likelihood approach [16, 52]. The second reconstructed photon-number distribution is a best fit of the experimental photocount histogram by a multi-mode Gaussian twin beam with three multi-mode components describing ideally paired photons and noisy signal and noisy idler photons [16, 53, 54]. The third considered photon-number distribution characterizes an ideal (noiseless) twin beam with the mean photon-pair number equal to that of the reconstructed twin beam (8.86 mean photon pairs equally divided into 80 modes). Details about the reconstruction are given in Ref. [25] where the reconstructed photon-number distributions are plotted in Figs. 2(b,c).

The NCA $\bar{E}_{n_s n_{i1}}$ and $\bar{E}_{n_s n_{i2}}$ defined in Eqs. (6) and (7) may serve in the first scenario. They allow to reveal

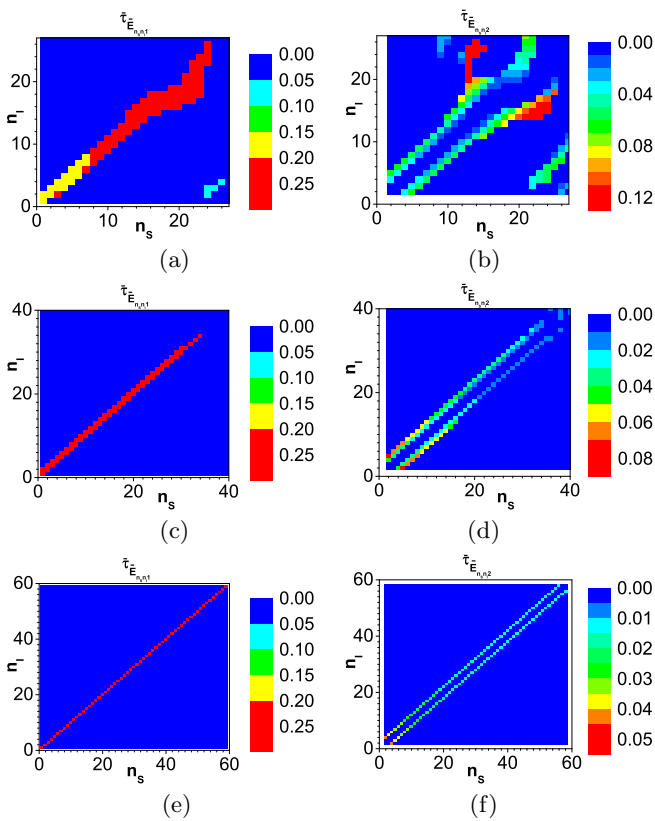


FIG. 4. Non-classicality depths $\bar{\tau}$ of NCa $\bar{E}_{n_s n_i 1}$ in Eq. (6) (a,c,e) and $\bar{\tau}$ of NCa $\bar{E}_{n_s n_i 2}$ in Eq. (7) (b,d,f) as they depend on indices n_s and n_i for photon-number distributions obtained by reconstruction using the maximum-likelihood approach (a,b) and Gaussian fit (c,d) and characterizing an ideal twin beam with 8.86 mean photon pairs equally divided into 80 modes (e,f); $M_n = 80$. Relative experimental errors are lower than 3 % in (a,c) and 5 % (b,d).

the photon-pair-like structure of twin beams, as documented by the corresponding NCDs $\bar{\tau}$ plotted in Fig. 4 for the above mentioned photon-number distributions. Whereas the NCa $\bar{E}_{n_s n_i 1}$ identify as nonclassical the area with photon numbers n_s and n_i at and close to the diagonal $n_s = n_i$ [see Figs. 4(a,c,e)], the NCa $\bar{E}_{n_s n_i 2}$ assign considerably weaker non-classicality to two strips at the sides of the diagonal [see Figs. 4(b,d,f)]. The comparison of graphs in Figs. 4(a) [(b)] and (c) [(d)] drawn for the reconstructed photon-number distributions with that in Fig. 4(e) [(f)] for the ideal twin beam shows that the reconstruction based on the Gaussian fit is much less noisy than the maximum-likelihood reconstruction. Despite different amount of the noise present in three distributions in Fig. 4, the determined NCDs $\bar{\tau}$ are comparable both for the NCa $\bar{E}_{n_s n_i 1}$ and the NCa $\bar{E}_{n_s n_i 2}$. The maximal NCDs $\bar{\tau}$ reach 0.25 in case of $\bar{E}_{n_s n_i 1}$, they fluctuate around 0.08 for $\bar{E}_{n_s n_i 2}$. It is worth noting that according to the graphs in Figs. 4(a) and (b) the photon-number distribution from the maximum likelihood approach partly loses its diagonal-like structure for greater photon numbers n_s and n_i . This probably occurs as a

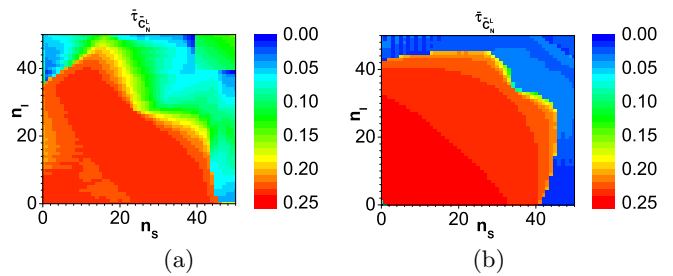


FIG. 5. Maximal non-classicality depth $\bar{\tau}$ of NCa \bar{C}_N^L in Eq. (12) for arbitrary L, N as a function of signal (n_s) and idler (n_i) photon numbers for photon-number distributions obtained by the reconstruction using (a) the maximum-likelihood approach and (b) the Gaussian fit; $M_n = 80$. Relative experimental errors are lower than 6 %.

consequence of the experimental noise and its amplification in the reconstruction algorithm.

The NCa \bar{C}_N^L in Eq. (12) derived from the Cauchy-Schwarz inequality allow to identify the non-classicality in a wide area of the photon-number distributions: According to the graphs in Fig. 5 the probabilities for photon-numbers n_s and n_i approximately fulfilling the condition $n_s + n_i \leq 40$ enter into some NCa whose NCDs $\bar{\tau} \approx 0.25$. These values of $\bar{\tau}$ are comparable to the greatest values attained in the analysis. We can see also here that the graph in Fig. 5(b) for the Gaussian fit is much more symmetric/regular than that in Fig. 5(a) originating in the maximum-likelihood approach. We note that greater values of $\bar{\tau} \approx 0.25$ occur also for greater photon numbers n_s and n_i because there is an average shift in photon numbers $M_n \bar{\tau}$ equal to 20 for $\bar{\tau} = 0.25$.

The NCa \bar{M}_{KLN} in Eq. (16) with six indices can be utilized for indicating the 'local' non-classicality. For this use, we apply the condition for relative differences in the values of the corresponding indices. The chosen maximal value of the difference gives us 'the resolution' in the analysis. This may be useful for more intense fields. The graphs in Figs. 6(a) and 6(b) drawn for two adjacent resolutions show that broadening of the neighborhood in which the probabilities reside may considerably broaden the area in the plane (n_s, n_i) where the non-classicality is observed. The fact that the corresponding NCDs $\bar{\tau} \approx 0.25$, i.e. close to the maximal attained values, reveals the NCa \bar{M}_{KLN} as suitable for quantifying the 'local' non-classicality.

The parametric systems of the NCa derived from the majorization theory are applicable in the second scenario. The imposed condition is given by the number m of 'balls' moved when constructing given NCa. This number quantifies the relative change in the values of the involved indices. These indices then label the used signal and idler photon numbers n_s and n_i . In the below examples involving the NCa ${}^s \bar{D}_{kl}^{2,m}$ in Eq. (25) and $\bar{D}_{kl}^{3,m}$ in Eq. (31), we show that these parametric systems may behave complementary and they are sensitive to the presence of the 'local' noise.

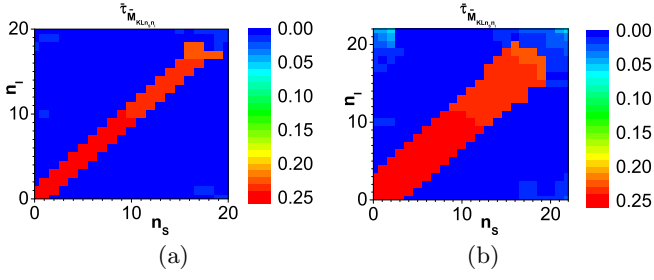


FIG. 6. Maximal non-classicality depth $\bar{\tau}$ of NCa \bar{M}_{KLN} in Eq. (16) for (a) [(b)] K and L differing from N by maximally $d = 1$ [2] ($|k_a - n_a| \leq d$, $|l_a - n_a| \leq d$ for $a = s, i$) as it depends on signal (n_s) and idler (n_i) photon numbers for photon-number distribution reached by the maximum-likelihood approach; $M_n = 80$. Relative experimental errors are lower than 9 %.

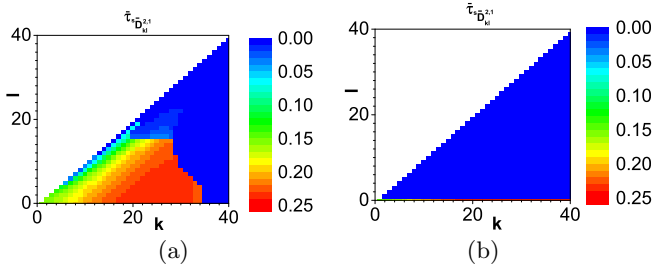


FIG. 7. Non-classicality depth $\bar{\tau}$ of NCa ${}^s\bar{D}_{kl}^{2,1}$ in Eq. (25) as it depends on indices k and l for (a) photon-number distribution giving the Gaussian fit and (b) ideal twin beam with 8.86 mean photon pairs equally divided into 80 modes; $M_n = 80$. Relative experimental errors are lower than 6 %.

We demonstrate the complementarity of the NCa ${}^s\bar{D}_{kl}^{2,1}$ and the NCa $\bar{D}_{kl}^{3,1}$ using the analyzed twin beam. According to the graphs in Fig. 7, the NCa ${}^s\bar{D}_{kl}^{2,1}$ gives the best performance for maximally different values of the indices k and l , where we have $\bar{\tau} \approx 0.25$. Contrary to this, the NCa $\bar{D}_{kl}^{3,1}$ works only for close values of the indices k and l , as shown in Fig. 8. The reached values of the NCDs are also smaller ($\bar{\tau} \approx 0.15$) for $\bar{D}_{kl}^{3,1}$.

Sensitivity of the NCa to the 'local' noise is illustrated

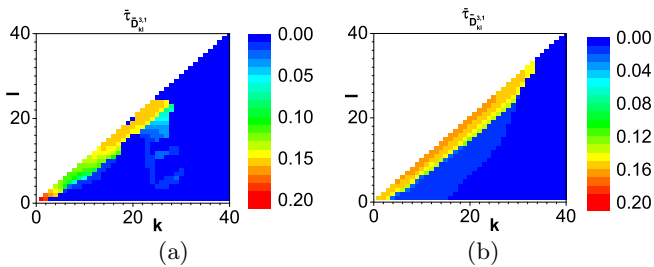


FIG. 8. Non-classicality depth $\bar{\tau}$ of NCa $\bar{D}_{kl}^{3,1}$ in Eq. (31) as it depends on indices k and l for photon-number distribution reconstructed by (a) the maximum-likelihood approach and (b) the Gaussian fit; $M_n = 80$. Relative experimental errors are lower than 6 %.

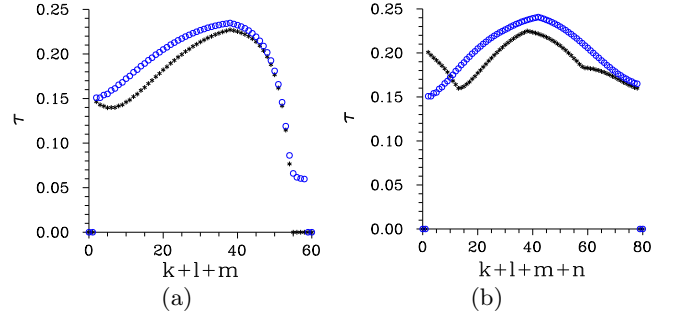


FIG. 9. (a) [(b)] Maximal non-classicality depth $\bar{\tau}$ of NCa ${}^s\bar{D}_{klm}$ [\bar{D}_{klmn}] in Eq. (26) [(32)] as it depends on the sum $k+l+m$ [$k+l+m+n$] of indices for photon-number distribution reconstructed by the maximum-likelihood approach (*) and the Gaussian fit (blue \circ); $M_n = 80$. Relative experimental errors are lower than 6 %.

by two examples. In Figs. 7(a,b) we compare the NCDs $\bar{\tau}$ of the NCa ${}^s\bar{D}_{kl}^{2,1}$ for the photon-number distributions of the Gaussian fit and ideal twin beam. Though the small amount of the noise present in the Gaussian fit only slightly lowers the maximal attained values of the NCD $\bar{\tau}$ compared to that for the ideal twin beam, it qualitatively broadens the area of indices k and l where the non-classicality is observed. In the second example, we compare the performance of the NCa $\bar{D}_{kl}^{3,1}$ by analyzing two reconstructed photon-number distributions considerably differing in the amount of the noise. The corresponding NCDs $\bar{\tau}$ are plotted in Figs. 8(a,b). Local irregularities in the graph of the NCDs $\bar{\tau}$ belonging to the photon-number distribution from the maximum-likelihood approach [see Fig. 8(a)] compared to that for the Gaussian fit [see Fig. 8(b)] are apparent.

In the third scenario, we look for the maximal value of the NCD $\bar{\tau}$ considering all NCa included in a given parametric system. We may monitor this search, e.g., by sorting the maximal attainable values of the NCD $\bar{\tau}$ with respect to the sum of the involved indices. This then allows us to determine an average value of the index (photon number) corresponding to the maximal value of $\bar{\tau}$. As an example, we apply this approach to the NCa ${}^s\bar{D}_{klm}$ in Eq. (26) and \bar{D}_{klmn} in Eq. (32) derived from the majorization theory and labelled with three and four indices, respectively. The corresponding maximal NCDs $\bar{\tau}$ are plotted in Figs. 9(a,b) for two reconstructed photon-number distributions. All curves in Fig. 9 have clearly defined maxima that provide the average index - photon number around 11-12. We note that the mean reconstructed photon numbers lie around 9.

In the end, we note that the NCCPs $\bar{\nu}$ defined in Eq. (41) can be applied instead of the NCDs $\bar{\tau}$. They give similar results. On one hand, they have a greater dynamical range, on the other hand, their values have no upper bound. Both non-classicality quantifiers depend on the number M of considered modes. For the analyzed twin beams, if the mode number M is chosen considerably smaller than the actual one (M_n), the NCDs $\bar{\tau}$ may

exceed the value 0.5, which is the expected upper bound for a single-mode Gaussian state. In case of the NCCPs $\bar{\nu}$, even their large values do not have to suffice to completely conceal the twin-beam non-classicality.

We also note that, in the above analysis of the non-classicality of the experimental twin beam, we have paid our attention to only those parametric systems of the NCa for probabilities presented in Sec. II that suit the best to the analyzed twin beam. Also other parametric systems of Sec. II indicate the non-classicality of the twin beam, though weaker than the used ones. We would like to stress here that the parametric systems of the NCa of Sec. II are derived for arbitrary bipartite optical fields. Other NCa than those applied to the twin beam may naturally be more suitable for other types of nonclassical fields.

VI. CONCLUSIONS

Using the Mandel detection formula, we have formulated several parametric systems of non-classicality criteria for probabilities in bipartite optical fields. They arose from the mutual comparison of the non-classicality criteria derived by using nonnegative polynomials in intensities, the Cauchy–Schwarz inequality, the matrix approach and the majorization theory. This comparison that revealed relations among various non-classicality criteria allowed us to identify the fundamental criteria.

We have extended the concept of the Lee non-classicality depth such that it can be applied directly to photocount and photon-number distributions. We have pointed out that the number of field modes in this concept is an important parameter, that is not, however, usually taken into account. This may result in unexpectedly high values of the non-classicality depth. The non-classicality counting parameter, that is easily determined, has been revealed as an alternative quantifier of the non-classicality of the states with weaker forms of the non-classicality.

The criteria for probabilities can be grouped according to their structure, in close analogy to the criteria for intensity moments. It has been shown that the criteria for probabilities and intensity moments from the corresponding groups give comparable values of the non-classicality quantifiers in the case of twin beams. The criteria in probabilities show a tendency to give slightly larger values of the non-classicality quantifiers.

The performance of the derived parametric systems of the non-classicality criteria has been demonstrated considering three photon-number distributions of twin beams with different level of the noise. The parametric systems giving the maximal values of the non-classicality depth in case of twin beams have been identified. These parametric systems have allowed to visualize the local distribution of the non-classicality across the photon-number distribution as well as to make visible the pairwise structure of the twin beam. High sensitivity of these

systems to the level of the noise originating in the experiment and reconstruction method has been demonstrated.

Though the analysis has been performed for twin beams, the derived and discussed non-classicality criteria are applicable to any non-classical bipartite multi-mode optical field.

ACKNOWLEDGMENTS

The authors thank GA ĆR projects No. 18-08874S(V.M.,O.H.) and No. 18-22102S (J.P.). They also acknowledge the support from MŠMT ĆR (project No. CZ.1.05/2.1.00/19.0377). The authors thank M. Hamar for his help with the experiment.

Appendix A: Non-classicality criteria for probabilities for low photon (photocount) numbers.

In this Appendix, we explicitly write the NCa for probabilities for photon-numbers up to five needed for the analysis of non-classicality of weak optical fields containing on average up to 2-3 photons. Such fields are met in various areas of quantum optics. Twin beams exploited in the heralded single-photon sources may serve as an example [55–57]. In writing the NCa we keep the nomenclature developed in [25] for the NCa based on intensity moments.

The NCa for intensity moments written in Eq. (4) and derived by considering nonnegative polynomials of intensities give us the following NCa for probabilities [$p(n_s, n_i) \equiv p_{si}(n_s, n_i)$]:

$$\bar{E}_{001} = p(2, 0) + p(0, 2) - p(1, 1) < 0, \quad (\text{A1})$$

$$\bar{E}_{101} = 3p(3, 0) + p(1, 2) - 2p(2, 1) < 0, \quad (\text{A2})$$

$$\bar{E}_{011} = 3p(0, 3) + p(2, 1) - 2p(1, 2) < 0, \quad (\text{A3})$$

$$\bar{E}_{201} = 6p(4, 0) + p(2, 2) - 3p(3, 1) < 0, \quad (\text{A4})$$

$$\bar{E}_{021} = 6p(0, 4) + p(2, 2) - 3p(1, 3) < 0, \quad (\text{A5})$$

$$\bar{E}_{111} = 3p(3, 1) + 3p(1, 3) - 4p(2, 2) < 0, \quad (\text{A6})$$

$$\bar{E}_{301} = 10p(5, 0) + p(3, 2) - 4p(4, 1) < 0, \quad (\text{A7})$$

$$\bar{E}_{031} = 10p(0, 5) + p(2, 3) - 4p(1, 4) < 0, \quad (\text{A8})$$

$$\bar{E}_{211} = 2p(4, 1) + p(2, 3) - 2p(3, 2) < 0, \quad (\text{A9})$$

$$\bar{E}_{121} = 2p(1, 4) + p(3, 2) - 2p(2, 3) < 0, \quad (\text{A10})$$

$$\begin{aligned} \bar{E}_{002} &= p(4, 0) + p(2, 2) + p(0, 4) - p(3, 1) - p(1, 3) \\ &< 0, \end{aligned} \quad (\text{A11})$$

$$\begin{aligned} \bar{E}_{102} &= 5p(5, 0) + 3p(3, 2) + p(1, 4) - 4p(4, 1) - 2p(2, 3) \\ &< 0, \end{aligned} \quad (\text{A12})$$

$$\begin{aligned} \bar{E}_{012} &= 5p(0, 5) + 3p(2, 3) + p(4, 1) - 4p(1, 4) - 2p(3, 2) \\ &< 0. \end{aligned} \quad (\text{A13})$$

They correspond to the NCa for intensity moments written in Eqs. (20)—(32) in Ref. [25].

Similarly, the NCa for intensity moments written in Eq. (5) provide us the following NCa for probabilities

$[p_s(n, m) \equiv p_{si}(n, m), p_i(n, m) \equiv p_{si}(m, n)]:$

$$\bar{E}_{1011} =^s \bar{E}_{1011} < 0, \quad (\text{A14})$$

$$\bar{E}_{0111} =^i \bar{E}_{1011} < 0, \quad (\text{A15})$$

$$\begin{aligned} {}^a \bar{E}_{1011} &= 12p_a(3, 2)p^4(0, 0) + 2[p_a^2(1, 0)p_a(1, 2) \\ &+ 3p_a^2(0, 1)p_a(3, 0) + 4p(0, 1)p(1, 0)p_a(2, 1)]p^2(0, 0) \\ &+ p_a^2(0, 1)p_a^3(1, 0) - 4[2p_a(1, 0)p(2, 2) + 3p_a(0, 1)p_a(3, 1)] \\ &\times p^3(0, 0) - 2[2p_a^2(0, 1)p_a(1, 0)p_a(2, 0) \\ &+ p_a^2(1, 0)p_a(0, 1)p(1, 1)]p(0, 0) < 0, \\ \bar{E}_{0011} &= 4p(2, 2)p^3(0, 0) + 2[\sum_b p_b^2(1, 0)p_b(0, 2) \\ &+ 2p(1, 0)p(0, 1)p(1, 1)]p(0, 0) - 4\sum_b p_b(1, 0)p_b(1, 2) \\ &\times p^2(0, 0) - 3p^2(1, 0)p^2(0, 1) < 0; \quad (\text{A16}) \end{aligned}$$

symbol \sum_b denotes summation over indices s and i . These NCa are counterparts of the NCa for intensity moments written in Eqs. (65) and (66) of Ref. [25].

The following NCa for probabilities given in Eq. (12) and originating in the Cauchy–Schwarz inequality are useful for low-intensity fields:

$$\bar{C}_{12}^{10} = 2p(1, 2)p(1, 0) - p^2(1, 1) < 0, \quad (\text{A17})$$

$$\bar{C}_{01}^{21} = 2p(2, 1)p(0, 1) - p^2(1, 1) < 0. \quad (\text{A18})$$

They correspond to the NCa for intensity moments written in Eqs. (80) and (82) of Ref. [25].

The matrix approach based on 2×2 and 3×3 matrices of Eqs. (13) and (14) leaves us with the following NCa for probabilities:

$$\bar{M}_{1100} = 4p(2, 2)p(0, 0) - p^2(1, 1) < 0, \quad (\text{A19})$$

$$\bar{M}_{1001} = 4p(2, 0)p(0, 2) - p^2(1, 1) < 0, \quad (\text{A20})$$

$$\begin{aligned} \bar{M}_{001001} &= 4p(2, 0)p(0, 2)p(0, 0) + 2p(1, 1)p(1, 0)p(0, 1) \\ &- p^2(1, 1)p(0, 0) - 2\sum_b p_b(2, 0)p_b^2(0, 1) < 0. \quad (\text{A21}) \end{aligned}$$

The accompanying NCa for intensity moments are expressed in Eqs. (73), (74) and (77) of Ref. [25].

The majorization theory with three variables suggests the following NCa for probabilities ($a = s, i$):

$$\begin{aligned} {}^a \bar{D}_{111}^{210} &= 2p_a(2, 0)p_a(1, 0) + \sum_b p_b(2, 1)p(0, 0) \\ &+ \sum_b p_b(2, 0)p_b(0, 1) - 3p_a(1, 0)p(1, 1) < 0, \quad (\text{A22}) \end{aligned}$$

$$\begin{aligned} {}^a \bar{D}_{211}^{220} &= 2p_a^2(2, 0) + 2p(2, 2)p(0, 0) + 2p(2, 0)p(0, 2) \\ &- \sum_b p_b(2, 1)p_a(1, 0) - p_a(2, 0)p(1, 1) < 0. \quad (\text{A23}) \end{aligned}$$

They correspond to the NCa for intensity moments written in Eqs. (47) and (48) of Ref. [25].

Similarly, the majorization theory with four variables leaves us with the following NCa for probabilities ($a = s, i$):

$$\begin{aligned} \bar{D}_{1111}^{2110} &= \sum_b p_b(2, 1)\sum_c p_c(1, 0) + \sum_b p_b(2, 0)p(1, 1) \\ &- 3p^2(1, 1) < 0, \quad (\text{A24}) \end{aligned}$$

$$\begin{aligned} \bar{D}_{1111}^{2200} &= 2[\sum_b p_b(2, 0)]^2 + 4p(2, 2)p(0, 0) - 3p^2(1, 1) \\ &< 0, \quad (\text{A25}) \end{aligned}$$

$$\bar{D}_{1111}^{4000} = 12\sum_b p_b(4, 0)p(0, 0) - p^2(1, 1) < 0, \quad (\text{A26})$$

$$\begin{aligned} {}^a \bar{T}_{1110}^{2100} &= 2\sum_b p_b(2, 1)p^2(0, 0) + 4[3p_a(2, 0)p_a(1, 0) \\ &+ \sum_b p_b(2, 0)p_b(0, 1)]p(0, 0) - 6p_a(1, 0)p(1, 1)p(0, 0) \\ &- 3p_a^2(1, 0)\sum_b p_b(1, 0) < 0, \quad (\text{A27}) \end{aligned}$$

$$\begin{aligned} \bar{T}_{1110}^{2100} &= 2\sum_b p_b(2, 1)p^2(0, 0) + 2[2\sum_b p_b(2, 0)p_b(1, 0) \\ &+ 3\sum_b p_b(2, 0)p_b(0, 1)]p(0, 0) - 3\sum_b p_b(1, 0)p(1, 1)p(0, 0) \\ &- 3\sum_b p_b^2(1, 0)p_b(0, 1) < 0, \quad (\text{A28}) \end{aligned}$$

$$\begin{aligned} {}^a \bar{T}_{2110}^{2200} &= 4p(2, 2)p^2(0, 0) + 4[3p_a^2(2, 0) + 2p(2, 0)p(0, 2)] \\ &\times p(0, 0) - 2[\sum_b p_b(2, 1)p_a(1, 0) + p_a(2, 0)p(1, 1)]p(0, 0) \\ &- 2p_a^2(1, 0)p_a(2, 0) - \sum_b p_b(2, 0)p_a^2(1, 0) \\ &- 2p_a(2, 0)p(0, 1)p(1, 0) < 0, \quad (\text{A29}) \end{aligned}$$

$$\begin{aligned} \bar{T}_{2110}^{2200} &= 4p(2, 2)p^2(0, 0) + 4[\sum_b p_b^2(2, 0) + 3p(2, 0) \\ &\times p(0, 2)]p(0, 0) - [\sum_b p_b(1, 0)\sum_c p_c(2, 1) \\ &+ \sum_b p_b(2, 0)p(1, 1)]p(0, 0) - 2\sum_b p_b(2, 0)p(1, 0)p(0, 1) \\ &- \sum_b p_b(2, 0)p_b^2(0, 1) < 0, \quad (\text{A30}) \end{aligned}$$

$$\begin{aligned} {}^a \bar{T}_{1111}^{2110} &= 2[\sum_b p_b(2, 1)p_a(1, 0) + p_a(2, 0)p(1, 1)]p(0, 0) \\ &+ [3p_a(2, 0) + p_a(0, 2)]p_a^2(1, 0) + 2p_a(2, 0)p(1, 0)p(0, 1) \\ &- 6p_a^2(1, 0)p(1, 1) < 0, \quad (\text{A31}) \end{aligned}$$

$$\begin{aligned} \bar{T}_{1111}^{2110} &= [\sum_b p_b(1, 0)\sum_c p_c(2, 1) + \sum_b p_b(2, 0)p(1, 1)] \\ &\times p(0, 0) + 2\sum_b p_b(2, 0)p(1, 0)p(0, 1) \\ &+ \sum_b p_b(2, 0)p_b^2(0, 1) - 6p(1, 0)p(0, 1)p(1, 1) < 0. \quad (\text{A32}) \end{aligned}$$

The corresponding NCa for intensity moments are given in Eqs. (49)–(55), (75) and (76) of Ref. [25].

-
- [1] R. J. Glauber, “Coherent and incoherent states of the radiation field,” *Phys. Rev.* **131**, 2766–2788 (1963).
[2] E. C. G. Sudarshan, “Equivalence of semiclassical and quantum mechanical descriptions of statistical light beams,” *Phys. Rev. Lett.* **10**, 277–179 (1963).
[3] L. Mandel and E. Wolf, *Optical Coherence and Quantum Optics* (Cambridge Univ. Press, Cambridge, 1995).
[4] W. Vogel, D. G. Welsch, and S. Walentowicz, *Quantum Optics* (Wiley-VCH, Weinheim, 2001).
[5] V. V. Dodonov and V. I. Manko, “Nonclassical states in

- quantum physics: Brief historical review,” in *Theory of Nonclassical States of Light*, edited by V. V. Dodonov and M. V. Manko (Taylor & Francis, 2003) pp. 1–80.
[6] A. Gatti, E. Brambilla, and L. Lugiato, “Quantum imaging,” in *Progress in Optics, Vol. 51*, edited by E. Wolf (Elsevier, Amsterdam, 2008) pp. 251–348.
[7] G. Brida, M. Genovese, and I. R. Berchera, “Experimental realization of sub-shot-noise quantum imaging,” *Nat. Physics* **4**, 227–230 (2010).
[8] M. A. Nielsen and I. L. Juang, *Quantum Computa-*

- tion and Quantum Information* (Cambridge Univ. Press, Cambridge, 2000).
- [9] M. V. Fedorov and M. I. Miklin, “Schmidt modes and entanglement,” *Contemporary Phys.* **55**, 94–109 (2014).
- [10] A. Kenfack and K. Życzkowski, “Negativity of the Wigner function as an indicator of nonclassicality,” *J. Opt. B: Quantum Semiclass. Opt.* **6**, 396–404 (2004).
- [11] S. Hill and W. K. Wootters, “Computable entanglement,” *Phys. Rev. Lett.* **78**, 5022–5025 (1997).
- [12] U. Leonhardt, *Measuring the Quantum State of Light* (Cambridge University Press, Cambridge, 1997).
- [13] A. I. Lvovsky and M. G. Raymer, “Continuous-variable optical quantum state tomography,” *Rev. Mod. Phys.* **81**, 299–332 (2009).
- [14] J. Peřina, *Quantum Statistics of Linear and Nonlinear Optical Phenomena* (Kluwer, Dordrecht, 1991).
- [15] O. Haderka, J. Peřina Jr., M. Hamar, and J. Peřina, “Direct measurement and reconstruction of nonclassical features of twin beams generated in spontaneous parametric down-conversion,” *Phys. Rev. A* **71**, 033815 (2005).
- [16] J. Peřina Jr., O. Haderka, V. Michálek, and M. Hamar, “State reconstruction of a multimode twin beam using photodetection,” *Phys. Rev. A* **87**, 022108 (2013).
- [17] B. Kuhn, W. Vogel, and J. Sperling, “Displaced photon-number entanglement tests,” *Phys. Rev. A* **96**, 032306 (2017).
- [18] I. I. Arkhipov, “Complete identification of nonclassicality of gaussian states via intensity moments,” *Phys. Rev. A* **98**, 021803(R) (2018).
- [19] J. Sperling, E. Meyer-Scott, S. Barkhofen, B. Brecht, and C. Silberhorn, “Experimental reconstruction of entanglement quasiprobabilities,” *Phys. Rev. Lett.* **122**, 053602 (2019).
- [20] A. Allevi, S. Olivares, and M. Bondani, “High-order photon-number correlations: A resource for characterization and applications of quantum states.” *Int. J. Quantum Info.* **10**, 1241003 (2012).
- [21] A. Allevi, M. Lamperti, M. Bondani, J. Peřina Jr., V. Michálek, O. Haderka, and R. Machulka, “Characterizing the nonclassicality of mesoscopic optical twin-beam states,” *Phys. Rev. A* **88**, 063807 (2013).
- [22] J. Sperling, M. Bohmann, W. Vogel, G. Harder, B. Brecht, V. Ansari, and C. Silberhorn, “Uncovering quantum correlations with time-multiplexed click detection,” *Phys. Rev. Lett.* **115**, 023601 (2015).
- [23] G. Harder, T. J. Bartley, A. E. Lita, S. W. Nam, T. Gerrits, and C. Silberhorn, “Single-mode parametric-down-conversion states with 50 photons as a source for mesoscopic quantum optics,” *Phys. Rev. Lett.* **116**, 143601 (2016).
- [24] O. S. Magaña-Loaiza, R. de J. León-Montiel, A. Perez-Leija, A. B. U’Ren, C. You, K. Busch, A. E. Lita, S. W. Nam, R. P. Mirin, and T. Gerrits, “Multiphoton quantum-state engineering using conditional measurements,” *npj Quant. Inf.* **5**, 80 (2019).
- [25] J. Peřina Jr., I. I. Arkhipov, V. Michálek, and O. Haderka, “Non-classicality and entanglement criteria for bipartite optical fields characterized by quadratic detectors,” *Phys. Rev. A* **96**, 043845 (2017).
- [26] D. N. Klyshko, “Observable signs of nonclassical light,” *Phys. Lett. A* **213**, 7–15 (1996).
- [27] M. Hillery, “Conservation laws and nonclassical states in nonlinear optical systems,” *Phys. Rev. A* **31**, 338–342 (1985).
- [28] E. Waks, E. Diamanti, B. C. Sanders, S. D. Bartlett, and Y. Yamamoto, “Direct observation of nonclassical photon statistics in parametric down-conversion,” *Phys. Rev. Lett.* **92**, 113602 (2004).
- [29] E. Waks, B. C. Sanders, E. Diamanti, and Y. Yamamoto, “Highly nonclassical photon statistics in parametric down-conversion,” *Phys. Rev. A* **73**, 033814 (2006).
- [30] K. Wakui, Y. Eto, H. Benichi, S. Izumi, T. Yanagida, K. Ema, T. Numata, D. Fukuda, M. Takeoka, and M. Sasaki, “Ultrabroadband direct detection of nonclassical photon statistics at telecom wavelength,” *Sci. Rep.* **4**, 4535 (2014).
- [31] C. T. Lee, “Measure of the nonclassicality of nonclassical states,” *Phys. Rev. A* **44**, 2775(R)–2778(R) (1991).
- [32] J. Sperling, W. Vogel, and G. S. Agarwal, “Sub-binomial light,” *Phys. Rev. Lett.* **109**, 093601 (2012).
- [33] J. Sperling, W. R. Clements, A. Eckstein, M. Moore, J. J. Renema, W. S. Kolthammer, S.W. Nam, A. Lita, T. Gerrits, W. Vogel, G. S. Agarwal, and I. A. Walmsley, “Detector-independent verification of quantum light,” *Phys. Rev. Lett.* **118**, 163602 (2017).
- [34] T. J. Bartley, G. Donati, X.-M. Jin, A. Datta, M. Barbieri, and I. A. Walmsley, “Direct observation of sub-binomial light,” *Phys. Rev. Lett.* **110**, 173602 (2013).
- [35] C. T. Lee, “Simple criterion for nonclassical two-mode states,” *J. Opt. Soc. Am. B* **15**, 1187–1191 (1998).
- [36] J. Peřina Jr., O. Haderka, and V. Michálek, “Simultaneous observation of higher-order non-classicalities based on experimental photocount moments and probabilities,” *Sci. Rep.* **9**, 8961 (2019).
- [37] G. S. Agarwal and K. Tara, “Nonclassical character of states exhibiting no squeezing or sub-Poissonian statistics,” *Phys. Rev. A* **46**, 485–488 (1992).
- [38] E. Shchukin, T. Richter, and W. Vogel, “Nonclassicality criteria in terms of moments,” *Phys. Rev. A* **71**, 011802(R) (2005).
- [39] A. Miranowicz and M. Piani, “Comment on Inseparability criteria for continuous bipartite quantum states,” *Phys. Rev. Lett.* **97**, 058901 (2006).
- [40] W. Vogel, “Nonclassical correlation properties of radiation fields,” *Phys. Rev. Lett.* **100**, 013605 (2008).
- [41] A. Miranowicz, M. Bartkowiak, X. Wang, Y.-X. Liu, and F. Nori, “Testing nonclassicality in multimode fields: A unified derivation of classical inequalities,” *Phys. Rev. A* **82**, 013824 (2010).
- [42] T. Richter and W. Vogel, “Nonclassicality of quantum states: A hierarchy of observable conditions,” *Phys. Rev. Lett.* **89**, 283601 (2002).
- [43] S. Ryl, J. Sperling, E. Agudelo, M. Mraz, S. Köhnke, B. Hage, and W. Vogel, “Unified nonclassicality criteria,” *Phys. Rev. A* **92**, 011801(R) (2015).
- [44] A. W. Marshall, I. Olkin, and B. C. Arnold, *Inequalities: Theory of Majorization and its Application*, 2nd ed. (Springer, New York, 2010).
- [45] C. T. Lee, “General criteria for nonclassical photon statistics in multimode radiations,” *Opt. Lett.* **15**, 1386–1388 (1990).
- [46] C. T. Lee, “Higher-order criteria for nonclassical effects in photon statistics,” *Phys. Rev. A* **41**, 1721–1723 (1990).
- [47] A. Verma and A. Pathak, “Generalized structure of higher order nonclassicality,” *Phys. Lett. A* **374**, 1009–1020 (2010).
- [48] I. I. Arkhipov, J. Peřina Jr., V. Michálek, and

- O. Haderka, “Experimental detection of nonclassicality of single-mode fields via intensity moments,” *Opt. Express* **24**, 29496—29505 (2016).
- [49] J. Peřina Jr., V. Michálek, and O. Haderka, “Higher-order sub-Poissonian-like nonclassical fields: Theoretical and experimental comparison,” *Phys. Rev. A* **96**, 033852 (2017).
- [50] P. M. Morse and H. Feshbach, *Methods of Theoretical Physics, Vol. 1* (McGraw—Hill, Amsterdam, 1953).
- [51] A. Allevi, S. Olivares, and M. Bondani, “Measuring high-order photon-number correlations in experiments with multimode pulsed quantum states,” *Phys. Rev. A* **85**, 063835 (2012).
- [52] A. P. Dempster, N. M. Laird, and D. B. Rubin, “Maximum likelihood from incomplete data via the EM algorithm,” *J. Roy. Statist. Soc. B* **39**, 1—38 (1977).
- [53] J. Peřina Jr., O. Haderka, M. Hamar, and V. Michálek, “Absolute detector calibration using twin beams,” *Opt. Lett.* **37**, 2475—2477 (2012).
- [54] J. Peřina and J. Křepelka, “Multimode description of spontaneous parametric down-conversion,” *J. Opt. B: Quant. Semiclass. Opt.* **7**, 246—252 (2005).
- [55] J. Peřina Jr., O. Haderka, and J. Soubusta, “Quantum cryptography using a photon source based on postselection from entangled two-photon states,” *Phys. Rev. A* **64**, 052305 (2001).
- [56] O. Alibart, D. B. Ostrowsky, P. Baldi, and S. Tanzilli, “High-performance guided-wave asynchronous heralded single-photon source,” *Opt. Lett.* **30**, 1539—1541 (2008).
- [57] G. Brida, I. P. Degiovanni, M. Genovese, F. Piacentini, P. Traina, A. Della Frera, A. Tosi, A. Bahgat Shehata, C. Scarcella, A. Gulinatti, M. Ghioni, S. V. Polyakov, A. Migdall, and A. Giudice, “An extremely low-noise heralded single-photon source: A breakthrough for quantum technologies,” *Appl. Phys. Lett.* **101**, 221112 (2012).