

On compatibility of the Natural configuration framework with GENERIC: Derivation of anisotropic rate-type models

P. Pelech, K. Tůma, M. Pavelka, M. Šípka, M. Sýkora

October 7, 2021

Abstract

We find a relation between two approaches to non-equilibrium continuum mechanics and thermodynamics. The framework of natural configuration developed by Rajagopal and Srinivasa, where the reference, natural, and current configurations of the continuum are linked together, is compared with the General Equation for Non-Equilibrium Reversible-Irreversible Coupling (GENERIC) framework, where Hamiltonian mechanics is combined with (generalized) gradient dynamics. Both frameworks are illustrated on isotropic and, subsequently, anisotropic rate-type fluid models. The frameworks are proved to be essentially compatible with each other. Moreover, we propose a new interpretation of the natural configurations within GENERIC, and a new interpretation of the GENERIC equations using natural configurations.

Contents

1	One-Particle Dynamics in GENERIC	2
1.1	Reversible Evolution	3
1.2	Irreversible Evolution	5
1.3	Final Equations	7
1.4	Time-Reversal Transformation	7
1.5	Dual Dissipation Potentials	7
1.6	Isothermal Case	8
1.7	Summary	8
2	Isotropic Model	9
2.1	Framework of Natural Configurations	9
2.1.1	Balance Laws	9
2.1.2	Thermodynamics	9
2.1.3	Kinematics of the Natural Configuration	10
2.1.4	Derivation of Models	10
2.1.5	Specific Example	11
2.2	GENERIC	12
2.2.1	Lagrangian Reversible Kinematics	12
2.2.2	Lagrangian Elastic Dynamics	12
2.2.3	Reversible Kinematics of Distortion	13
2.2.4	Elastic Dynamics of Distortion	14
2.2.5	Dissipative Dynamics of Distortion	15
2.2.6	Final Equations	17
2.2.7	Numerical simulation	18
2.3	Summary	18

3	Anisotropic Model	21
3.1	Natural Configurations Framework	22
3.1.1	Kinematics of the Vector Describing Anisotropy	22
3.1.2	Derivation of Models	22
3.1.3	Specific Example	23
3.2	GENERIC	24
4	Conclusion	29
A	Derivation of the entropy for polymeric dumbbells	33
B	Details on the derivation of Poisson bracket (70)	34

Introduction

Equilibrium thermodynamics developed in the 19th century was successful in describing irreversible quasi-static processes and is considered to be a closed, finished theory Callen (1960). On the other hand, non-equilibrium thermodynamics is a lively evolving scientific field with various schools, frameworks, and theories, and even more phenomena that are to be described and explained. Mentioning just some of the possible approaches, the Classical Irreversible Thermodynamics de Groot and Mazur (1984), Rational Thermodynamics Truesdell (1969), Extended Irreversible Thermodynamics Jou et al. (2010), Rational Extended Thermodynamics Müller and Ruggeri (1998); Müller (1985), Steepest Entropy Ascent Beretta (2014), Internal Variables Theory Berezovski and Ván (2017), Symmetric Hyperbolic Thermodynamically Compatible (SHTC) equations Godunov and Romensky (1995); Godunov and Romenskii (2003); Peshkov et al. (2017); Dumbser et al. (2016), GENERIC and metriplectic systems Öttinger (2005); Pavelka et al. (2018b); Beris and Edwards (1994); Morrison (1984), the framework of Rajagopal and Srinivasa (RS) and entropy production maximization Rajagopal and Srinivasa (2000); Málek and Průša (2016). We shall compare the RS and GENERIC frameworks in this manuscript.

As a common ground for modelling, we choose isotropic and anisotropic viscoplastic materials (one may think e.g. about polymeric fluids, liquid crystals, or crystal plasticity). For the sake of simplicity, we stay restricted to a very simple case of anisotropy – the transverse isotropy. In both frameworks, we derive new kinematics and present two specific models, where in RS we extend the model derived by Rajagopal and Srinivasa (2001).

The novelty of this paper lies in the following points: (i) Both frameworks are compared in detail and interpreted within each other. (ii) The anisotropic model within the RS is refined. (iii) A new derivation of the Poisson bracket for the anisotropic fluid is shown. (iv) A new dissipation potential is proposed, constructed of which is based on the notion of the Cauchy stress.

The structure of the article is the following. In Section 1 we explain the fundamental principles of GENERIC on a one dimensional example, as this framework is supposed to be less known than other approaches based on balance laws. In Section 2 we introduce both frameworks in a continuum setting and compare them on the well known variant of the isotropic Giesekus model. Then in Section 3 we formulate anisotropic models in both frameworks.

1 One-Particle Dynamics in GENERIC

The GENERIC framework will be illustrated on an as simple as possible toy model – damped harmonic oscillator (e.g. a weight on a spring experiencing friction). We start by explaining how the evolution equations are derived, and how this procedure can be simplified. We close the part by showing a modification suitable for a description of isothermal processes.

The first step we have to make is to define the *state variables*, denoted here by \mathbf{q} , which describe the oscillator appropriately. The state variables characterize the *level of description* (the manifold of state variables). Here we choose the position of the weight \mathbf{r} , its momentum \mathbf{p} and its total energy E . This

is the so called *entropic representation*, where the fundamental thermodynamic relation for entropy $S = S(\mathbf{q}) = S(\mathbf{r}, \mathbf{p}, E)$ completely specifies the 'material properties' of the weight and the spring; see e.g. Callen (1960). On the other hand, one may use the *energetic representation*, where the state variables are \mathbf{r} , \mathbf{p} and S . The fundamental thermodynamic relation is then $E = E(\mathbf{q}) = E(\mathbf{r}, \mathbf{p}, S)$ and can be obtained by inverting the entropic one.

Note, however, that it is not always possible to switch between the representations and derive energy from entropy or vice versa. In kinetic theory, where the state variable is the one-particle distribution function $f(\mathbf{r}, \mathbf{p})$, the energy is simply the kinetic energy while entropy is the Boltzmann entropy and they can not be obtained from each other. This is also perhaps the main difference between the beautiful framework of Beris and Edwards Beris and Edwards (1994), where only one functional is needed to generate the dynamics, and GENERIC where both entropy S energy E are needed. In the present paper, however, we always have energy or entropy as a state variable and so we can switch between the representations.

Once having the state variables, energy, and entropy, we can proceed to formulate the evolution equations of the state variables. The key idea is to compose the evolution equations from the *reversible evolution* (representing mechanics) and *irreversible evolution* (representing thermodynamics). For the former, we exploit the well developed machinery of Hamiltonian mechanics while the latter is written as gradient dynamics; see e.g. Pavelka et al. (2018b) for more details.¹ Another possibility of how to distinguish between the reversible and irreversible part is to observe the behavior with respect to the time reversal transformation (TRT), which inverts the velocities of all particles; see Pavelka et al. (2014). In our setting we have

$$\begin{aligned}\dot{\mathbf{r}} &= (\dot{\mathbf{r}})_{\text{rev}} + (\dot{\mathbf{r}})_{\text{irr}}, \\ \dot{\mathbf{p}} &= (\dot{\mathbf{p}})_{\text{rev}} + (\dot{\mathbf{p}})_{\text{irr}}, \\ \dot{S} &= (\dot{S})_{\text{rev}} + (\dot{S})_{\text{irr}},\end{aligned}$$

where the parts of the right hand side will be specified below.

1.1 Reversible Evolution

Let us first recall Hamiltonian mechanics. In general, a Poisson bracket is an antisymmetric bilinear form taking functions (or functionals) of the state variables as its arguments fulfilling also the Leibniz rule and Jacobi identity

$$\begin{aligned}\{A, B\} &= -\{B, A\} && \text{antisymmetry} \\ \{A, B + C\} &= \{A, B\} + \{A, C\} && \text{bilinearity} \\ \{A, BC\} &= \{A, B\}C + B\{A, C\} && \text{Leibniz rule} \\ \{\{A, B\}, C\} + \{\{B, C\}, A\} + \{\{C, A\}, B\} &= 0 && \text{Jacobi identity,}\end{aligned}$$

see e.g. Pavelka et al. (2018b).

Consider now a general set of state variables \mathbf{q} . Hamiltonian evolution of an arbitrary functional of the state variables $A(\mathbf{q})$ is then prescribed as

$$(\dot{A})_{\text{rev}} = \{A, E\},$$

where E stands for the energy (or Hamiltonian). In particular, when localized, evolution of the state variables reads

$$(\dot{\mathbf{q}})_{\text{rev}} = \{\mathbf{q}, E\}. \quad (2)$$

Both these equations are in a coordinateless form. For explicit computations in coordinates we introduce *Poisson bivector* $\mathbf{L} := L^{ij} \frac{\partial}{\partial q^i} \otimes \frac{\partial}{\partial q^j}$, a twice contravariant antisymmetric tensor field whose coordinates are given by

$$L^{ij} := \{q^i, q^j\},$$

¹Especially when focused on differential geometry, the idea of having both Hamiltonian and thermodynamic evolution combined leads to the *metriplectic systems* Morrison (1984). Such systems are equivalent to having GENERIC with a dissipative bracket instead of the dissipation potential.

where q^i and q^j ranges over all state variables. The Poisson bracket is then equivalently described by Poisson bivector

$$\{A, B\} = \frac{\partial A}{\partial q^i} L^{ij} \frac{\partial B}{\partial q^j},$$

and the evolution equation (2) becomes

$$(\dot{q}^i)_{\text{rev}} = \{q^i, E\} = L^{ij} \frac{\partial E}{\partial q^j}.$$

Note that the derivative is to be understood as the functional derivative in general, particular realization of which is the partial derivative.

The antisymmetry of the Poisson bracket means that the energy is conserved automatically. Assuming that we can multiply the state variables, the Leibniz rule makes the Hamiltonian evolution consistent with the Leibniz rule for the time derivative. Jacobi identity can be interpreted as a self-consistency of the Hamiltonian evolution Öttinger (2005). Namely, the right hand side of the equation can be seen as a component of the Hamiltonian vector field $\mathbf{X}_E = \mathbf{L} \cdot dE$ (dE being the gradient of energy), and the Jacobi identity is equivalent to the Lie derivative of the Poisson bivector \mathbf{L} with respect to the Hamiltonian vector field \mathbf{X}_E being zero; see e.g. Fecko (2006). In other words, the Poisson bivector is advected by the Hamiltonian evolution, which is the aforementioned self-consistency of Hamiltonian mechanics.

Let us now return to the simple example of the damped oscillator. We shall adopt the energetic representation, i.e. the state variables \mathbf{r}, \mathbf{p} and S , where S is the entropy of the oscillator (capturing the possible heating up). Kinematics of the state variables is expressed by *canonical Poisson bracket* $\{\cdot, \cdot\}$

$$\{A, B\}^{\text{can}} = \frac{\partial A}{\partial \mathbf{r}} \cdot \frac{\partial B}{\partial \mathbf{p}} - \frac{\partial B}{\partial \mathbf{r}} \cdot \frac{\partial A}{\partial \mathbf{p}}, \quad \forall A(\mathbf{r}, \mathbf{p}, S), B(\mathbf{r}, \mathbf{p}, S). \quad (3)$$

The Poisson bivector is just a block-wise matrix in $\mathbb{R}^{6 \times 6}$

$$\mathbf{L} = \begin{pmatrix} 0 & \mathbf{I} \\ -\mathbf{I} & 0 \end{pmatrix},$$

where \mathbf{I} stands for identity on \mathbb{R}^3 . Hamiltonian evolution of an arbitrary functional $A(\mathbf{r}, \mathbf{p}, S)$ is then given by

$$(\dot{A})_{\text{rev}} = \{A, E\}^{\text{can}} = \frac{\partial A}{\partial \mathbf{r}} \cdot \frac{\partial E}{\partial \mathbf{p}} - \frac{\partial E}{\partial \mathbf{r}} \cdot \frac{\partial A}{\partial \mathbf{p}}, \quad (4)$$

where $E(\mathbf{r}, \mathbf{p}, S)$ is the total energy of the system (or Hamiltonian). The evolution equations for the state variables read

$$\begin{aligned} (\dot{\mathbf{r}})_{\text{rev}} &= \frac{\partial E}{\partial \mathbf{p}}, \\ (\dot{\mathbf{p}})_{\text{rev}} &= -\frac{\partial E}{\partial \mathbf{r}}, \\ (\dot{S})_{\text{rev}} &= 0. \end{aligned}$$

These are the usual Hamilton canonical equations equipped with the trivial evolution of entropy.

Since the bracket (3) does not contain partial derivatives with respect to entropy, entropy does not evolve in this setting at all. This is a general principle within GENERIC: the reversible evolution does not change the entropy. In other words, the entropy is always assumed to be a so called *Casimir* of the Poisson bracket $\{\cdot, \cdot\}$,

$$\dot{S} = \{S, E\} = 0, \quad (6)$$

for every energy functional E . Entropy is thus a quantity intimately related to the geometry. At the same time, as already mentioned, the antisymmetry of the bracket implies

$$\dot{E} = \{E, E\} = 0,$$

i.e. the energy is automatically conserved. This represents the *first law of thermodynamics*.

The usual form of energy is

$$E(\mathbf{q}) = E(\mathbf{r}, \mathbf{p}, S) = \frac{|\mathbf{p}|^2}{2m} + V(\mathbf{r}) + \epsilon(S), \quad (7)$$

which consists of kinetic (m denotes the mass of the weight), potential (typically $V(\mathbf{r}) = \frac{1}{2}k|\mathbf{r}|^2$, k being the “spring constant”) and internal contributions. The Hamiltonian evolution equations then gain the explicit form

$$\begin{aligned} (\dot{\mathbf{r}})_{rev} &= \frac{\mathbf{p}}{m}, \\ (\dot{\mathbf{p}})_{rev} &= -\frac{\partial V}{\partial \mathbf{r}}, \\ (\dot{S})_{rev} &= 0. \end{aligned}$$

Let us briefly summarize the reversible kinematics. Reversible evolution in GENERIC is generated by Hamiltonian mechanics, i.e. a Poisson bracket and energy. The Poisson bracket corresponds to the choice of state variables and can be altered only by changing the variables. The specific characters of the system (e.g. the material properties) are specified by the energy as a function of the state variables. Once it is specified, the reversible evolution equations can be written down in a closed form. Entropy is required to be a Casimir of the Poisson bracket, and this degeneracy condition implies that the entropy of an isolated system is not altered by the Hamiltonian mechanics. The energy of a closed system is automatically conserved due to the antisymmetry of the bracket.

1.2 Irreversible Evolution

Let us now turn to the irreversible dynamics. Consider again an arbitrary set of state variables \mathbf{q} . Within GENERIC the irreversible evolution of the state variables is prescribed as a (generalized) gradient dynamics, see Gyarmati (1970); Ginzburg and Landau (1950), i.e. as being generated by a dissipation potential,

$$(\dot{\mathbf{q}})_{irr} = \frac{\partial \Xi(\mathbf{q}, \mathbf{q}^*)}{\partial \mathbf{q}^*} \Big|_{\mathbf{q}^* = \frac{\partial S}{\partial \mathbf{q}}} \quad (9)$$

The dissipation potential depends on the state variables and on the entropic conjugate variables \mathbf{q}^* , and it should satisfy the following criteria:

1. Positivity and with minimum at origin, $\Xi \geq 0$ and $\frac{\partial \Xi}{\partial \mathbf{q}^*} \Big|_{\mathbf{q}^*=0} = 0$.
2. Convexity (although this assumption can be weakened as shown in Janečka and Pavelka (2018b)).
3. Degeneracy so that mass and energy are conserved.
4. Even parity with respect to TRT.

The first criterion implies that the irreversible evolution vanishes in the thermodynamic equilibrium $\mathbf{q}^* = 0$. The second combined with the first implies entropy is being produced. In particular, the entropy of an isolated system grows,

$$\dot{S} = \frac{\partial S}{\partial q^i} (\dot{q}^i)_{irr} = \frac{\partial S}{\partial q^i} \frac{\partial \Xi(\mathbf{q}, \mathbf{q}^*)}{\partial \mathbf{q}^*} \Big|_{\mathbf{q}^* = \frac{\partial S}{\partial \mathbf{q}}} \geq 0,$$

see e.g. Pavelka et al. (2020a) for more details. The second law of thermodynamics is thus satisfied. The fourth property assures that the evolution equations generated by the dissipation potential are irreversible with respect to time-reversal transformation, this makes the separation into the reversible and irreversible part unambiguous, see Pavelka et al. (2014).

In the original works on GENERIC Grmela and Öttinger (1997); Öttinger and Grmela (1997) and in the comprehensive book Öttinger (2005), the irreversible evolution is expressed also by a dissipative

bracket, which is equivalent to having a metriplectic system mentioned before. This is recovered when the dissipation potential is quadratic,

$$\Xi(\mathbf{q}, \mathbf{q}^*) = \frac{1}{2} q_i^* M^{ij} q_j^*,$$

where M^{ij} is called the dissipation matrix; see also Grmela (2018). The dissipative evolution then becomes

$$(\dot{q}^i)_{\text{irr}} = M^{ij} \frac{\partial S}{\partial q^j},$$

which is the gradient dynamics in the sense of Otto (2001). Moreover, the dissipation matrix is positive definite (due to the convexity of Ξ), and the degeneracy ensuring the conservation of energy reads

$$\frac{\partial E}{\partial q^i} M^{ij} = 0 \quad \forall j. \quad (10)$$

There is also a tight connection between the dissipation matrix and fluctuations via the fluctuation-dissipation theorem; see Öttinger (2005).²

Let us now turn to the simple example of a damped oscillator. It is advantageous to choose the entropic representation, i.e. $\mathbf{q} = (\mathbf{r}, \mathbf{p}, E)$, since the gradient dynamics then attains a simpler form. By inverting the fundamental thermodynamic relation (7) we obtain

$$S = S(\mathbf{q}) = S(\mathbf{r}, \mathbf{p}, E) = \sigma \left(E - \frac{|\mathbf{p}|^2}{2m} - V(\mathbf{r}) \right), \quad (11)$$

which is equivalent to the original relation, σ being the inverse function to the internal energy density $\epsilon(S)$. A simple choice of a dissipation potential corresponding to friction is

$$\Xi(\mathbf{q}, \mathbf{q}^*) = \Xi(\mathbf{r}, \mathbf{p}, E, \mathbf{r}^*, \mathbf{p}^*, E^*) = \frac{1}{2} \zeta (\mathbf{r}^*)^2.$$

The irreversible evolution is then

$$(\dot{\mathbf{r}})_{\text{irr}} = 0 \quad (12a)$$

$$(\dot{\mathbf{p}})_{\text{irr}} = \left. \frac{\partial \Xi}{\partial \mathbf{p}^*} \right|_{\mathbf{p}^* = \frac{\partial S}{\partial \mathbf{p}}} = \zeta \frac{\partial S}{\partial \mathbf{p}} = -\frac{\zeta}{T} \frac{\mathbf{p}}{m}, \quad (12b)$$

$$(\dot{E})_{\text{irr}} = 0, \quad (12c)$$

where the derivative of entropy are eventually substituted for the conjugate variables. We have obtained a friction force proportional to the velocity $\mathbf{v} := \frac{\partial E}{\partial \mathbf{p}} = \mathbf{p}/m$ via the friction coefficient ζ/T , where

$$T^{-1} := \frac{\partial \sigma}{\partial \epsilon} = \frac{\partial S}{\partial E} = E^*.$$

is the inverse temperature. The implied equation for entropy is

$$(\dot{S})_{\text{irr}} = \left. \frac{\partial S}{\partial \mathbf{p}} \frac{\partial \Xi}{\partial \mathbf{p}^*} \right|_{\mathbf{p}^* = \frac{\partial S}{\partial \mathbf{p}}} = \frac{\zeta}{T^2} \left(\frac{\mathbf{p}}{m} \right)^2 \geq 0.$$

The second law is clearly satisfied.

Since we already have the irreversible dynamics of \mathbf{r} , \mathbf{p} and S , we can readily add them to the reversible dynamics of the variables. Note, however, that the gradient dynamics can be also transformed to the energetic representation easily; see Pavelka et al. (2020a); Mielke (2011).

²The dissipation matrix is clearly symmetric when coming from a dissipation potential, but this assumption was later relaxed in Öttinger (2005) to allow also for non-symmetric matrices; however, there is controversy about whether to allow for the non-symmetric dissipation operators discussed e.g. in Grmela (2010); Pavelka et al. (2014); Mielke et al. (2016, 2014).

1.3 Final Equations

Let us now combine the reversible and irreversible dynamics to the GENERIC set of evolution equations (again for a general set of state variables \mathbf{q}),

$$\dot{q}^i = L^{ij} \frac{\partial E}{\partial q^j} + \left. \frac{\partial \Xi}{\partial q_i^*} \right|_{\mathbf{q}^* = \frac{\partial S}{\partial \mathbf{q}}}. \quad (13)$$

The energy of an isolated system is conserved while its entropy is raised. Using the dissipation matrix instead of a general dissipation potential leads to

$$\dot{q}^i = L^{ij} \frac{\partial E}{\partial q^j} + M^{ij} \frac{\partial S}{\partial q^j}. \quad (14)$$

For our toy example we obtain (in the energetic representation)

$$\begin{aligned} \dot{\mathbf{r}} &= \frac{\mathbf{p}}{m}, \\ \dot{\mathbf{p}} &= -\frac{\partial V}{\partial \mathbf{r}} - T^{-1} \zeta \frac{\mathbf{p}}{m}, \\ \dot{S} &= T^{-2} \zeta \left(\frac{\mathbf{p}}{m} \right)^2. \end{aligned}$$

Evolution of the state variables is the sum of the reversible Hamiltonian evolution and irreversible gradient dynamics. The Hamiltonian evolution conserves both energy and entropy while gradient dynamics conserves energy and produces entropy. It can be shown then the Onsager-Casimir reciprocal relations are satisfied automatically in a generalized sense Öttinger (2005); Pavelka et al. (2014, 2018b).

1.4 Time-Reversal Transformation

Let us now briefly return to the time-reversal transformation (TRT). This transformation inverts velocities of all particles, $\mathbf{r} \rightarrow \mathbf{r}$, $\mathbf{p} \rightarrow -\mathbf{p}$, $S \rightarrow S$, $E \rightarrow E$. Momentum is called odd with respect to TRT while the other variables even. If we apply TRT on the evolution equations, the time increment is also inverted and we obtain

$$\begin{aligned} -\dot{\mathbf{r}} &= -\frac{\mathbf{p}}{m}, \\ \dot{\mathbf{p}} &= -\frac{\partial V}{\partial \mathbf{r}} + T^{-1} \zeta \frac{\mathbf{p}}{m}, \\ -\dot{S} &= T^{-2} \zeta \left(\frac{\mathbf{p}}{m} \right)^2. \end{aligned}$$

The first equation is clearly unaffected by TRT, it is fully reversible. The second equation contains a reversible contribution (the first term of the r.h.s., which transforms as the l.h.s.) and an irreversible contribution (the second term, sign of which is flipped). The third equation is fully irreversible (sign flipped). Hence, TRT is a mean how to distinguish between reversible and irreversible evolution; see Pavelka et al. (2014) for more details and for the geometric definition.

1.5 Dual Dissipation Potentials

Note also that one can perform the Legendre transformation of the dissipation potential Ξ , which is denoted as Ξ^* and is a function of dual variable \mathbf{q}° , i.e.

$$\Xi^*(\mathbf{q}^\circ) = -\Xi(\mathbf{q}^*(\mathbf{q}^\circ)) + \mathbf{q}^\circ \cdot \mathbf{q}^*,$$

for $\mathbf{q}^*(\mathbf{q}^\circ)$ being determined by the gradient dynamics (9), leading to the dual GENERIC

$$\left. \frac{\partial \Xi^*}{\partial \mathbf{q}^\circ} \right|_{\mathbf{q}^\circ = \dot{\mathbf{q}} - \mathbf{L} \cdot \mathbf{d}E} = \frac{\partial S}{\partial \mathbf{q}^*}, \quad (17)$$

which might be particular useful for yield stress or damage modeling Janečka and Pavelka (2018b); Mielke and Roubíček (2015).

1.6 Isothermal Case

Assume now that the temperature has the same constant value everywhere in the system, i.e. the system is in contact with a large thermal bath. Assume, moreover, that the dissipation potential is quadratic. Then we can use a single functional $F(\mathbf{q})$ playing the role of total Helmholtz free energy (i.e. including also the kinetic contribution, as opposed to internal Helmholtz free energy),

$$F(\mathbf{q}) = E(\mathbf{q}) - TS(\mathbf{q}),$$

to generate the evolution equations. Indeed, Eq. (14) can be rewritten as

$$\dot{A} = \{A, F\} - T \underbrace{\{A, S\}}_{=0} - \frac{1}{T} \frac{\partial A}{\partial q^i} M^{ij} \frac{\partial F}{\partial q^j} + \frac{1}{T} \frac{\partial A}{\partial q^i} \underbrace{M^{ij} \frac{\partial E}{\partial q^j}}_{=0} = \{A, F\} - \frac{1}{T} dA \cdot \mathbf{M} \cdot dF, \quad (18)$$

where the degeneracies (6) and (10) were employed. The evolution equations can be written as

$$\dot{q}^i = L^{ij} \frac{\partial F}{\partial q^j} - \frac{1}{T} \frac{\partial \Xi}{\partial q_i^*} \Big|_{\mathbf{q}^* = \frac{\partial F}{\partial \mathbf{q}}}, \quad (19)$$

which is valid for quadratic dissipation potentials in the isothermal regime. In the isothermal case it is enough to have the total free energy of the system, which then generates both reversible and irreversible evolution.

Plugging the total free energy F into (18) yields the dissipation rate

$$-\dot{F} = -\{F, F\} + \frac{1}{T} dF \cdot \mathbf{M} \cdot dF = \frac{2}{T} \Xi, \quad (20)$$

where the antisymmetry of the Poisson bracket and the positive 2-homogeneity of Ξ were used. Free energy is thus being reduced. In other words, by integrating in time from t_1 to t_2 one arrives at the energy equality

$$F(t_2) + \frac{1}{T} \int_{t_1}^{t_2} 2\Xi dt = F(t_1).$$

In our toy model, the isothermal case is driven by total free energy

$$F(\mathbf{q}) = F(\mathbf{r}, \mathbf{p}, T) = \frac{|\mathbf{p}|^2}{2m} + V(\mathbf{r}) + \epsilon(S(\mathbf{r}, \mathbf{p}, T)) - TS(\mathbf{r}, \mathbf{p}, T)$$

and by the same equations as before. The difference between the isothermal and non-isothermal regime becomes apparent in the continuum case where also gradients of temperature play a role, see e.g. Klika et al. (2019).

1.7 Summary

Let us now summarize the construction of GENERIC. One first needs the set of state variables \mathbf{q} . Once they are chosen, the Poisson bracket expressing their kinematics is usually known (typically by a geometric argument). This is one of the key elements of GENERIC, to focus on geometric mechanics instead of for instance conservation laws, which are then a consequence of symmetries in the thermodynamic system, as it is guaranteed by Noether's theorem. For a specific prescribed energy, one can write the reversible equations in a closed form. Irreversible evolution is generated by (generalized) gradient dynamics. The dissipation potential is typically convex in the conjugate variables and has a minimum at zero. After conjugate variables are identified with derivatives of entropy, also, the irreversible evolution gets a closed form. Complete evolution equations of the state variables \mathbf{q} are the sum of the reversible and irreversible contributions, and the evolution of any functional $A(\mathbf{q})$ is given by the General Equation for Non-Equilibrium Reversible and Irreversible Coupling

$$\dot{A} = \{A, E\} + \left\langle \frac{\delta A}{\delta \mathbf{q}}, \frac{\delta \Xi}{\delta \mathbf{q}^*} \Big|_{\mathbf{q}^* = \frac{\delta S}{\delta \mathbf{q}}} \right\rangle,$$

in a coordinateless form, or by the evolution equations of the state variables (13).

2 Isotropic Model

Having introduced the fundamental concepts of GENERIC, we move to explaining the basics of RS on a continuum level and illustrating both frameworks on a simple continuum model for non-Newtonian fluids – the isotropic Maxwell, Oldroyd-B, and Giesekus models. For simplicity, we shall be constrained to isothermal processes.

2.1 Framework of Natural Configurations

This framework is suitable for non-equilibrium continuum thermodynamics; originally developed in Rajagopal and Srinivasa (2000), later refined in Málek et al. (2015, 2018) and summarised in Málek and Průša (2016). Within this framework one introduces a so called *natural configuration* and assumes that evolution between a reference configuration and the natural configuration is irreversible (or dissipative) while evolution between the natural configuration and a current configuration is reversible (i.e. purely elastic). This splitting resembles the GENERIC splitting of the evolution equations into mechanics and thermodynamics. Let us describe the framework in more detail. In particular, one can diminish the role of the reference configuration, which gradually loses its importance for instance due to plastic deformations as in Fülöp and Ván (2012).

2.1.1 Balance Laws

The framework builds on the balance equations in continuum mechanics. We list them in the simplest possible form including only the terms important for our further derivations. We start with the balance of mass that we will use in the standard form

$$\dot{\rho} = -\rho \operatorname{div} \mathbf{v}, \quad (21)$$

where ρ is density, \mathbf{v} fluid velocity and $\dot{\rho} := \frac{\partial \rho}{\partial t} + \mathbf{v} \cdot \nabla \rho$ denotes hereafter the convective, or material, derivative. Balance of linear momentum is

$$\rho \dot{\mathbf{v}} = \operatorname{div} \mathbb{T}, \quad (22)$$

where \mathbb{T} denotes the Cauchy stress tensor and we suppose no external body force. We will further consider continuum with no internal moment of inertia where the only moment interaction is due to the moment of the surface forces. This gives us the balance of angular momentum in the simple, algebraic form

$$\mathbb{T} = \mathbb{T}^\top. \quad (23)$$

For the internal energy balance, we will not consider any external heat source in the body of our fluid. Therefore

$$\rho \dot{e} = \mathbb{T} : \nabla \mathbf{v} - \operatorname{div} \mathbf{q}, \quad (24)$$

where e is the internal energy, and \mathbf{q} is the heat flux.

2.1.2 Thermodynamics

To formulate the thermodynamics we reformulate the balance of energy in terms of entropy η and rewrite it in the form

$$\rho \dot{\eta} = -\operatorname{div} \mathbf{q}_\eta + \zeta, \quad (25)$$

where we introduced the entropy flux \mathbf{q}_η and the entropy production ζ . The second law of thermodynamics states that $\zeta \geq 0$.

If we assume that the thermodynamic temperature is constant³, i.e. $\theta = \text{const.}$, and moreover that the entropy flux is strictly related to the heat flux by $\mathbf{q}_\eta = \mathbf{q}_e/\theta$, we can arrive by subtracting (24) – $\theta(25)$ at the reduced thermodynamic identity

$$0 \leq \xi := \theta \zeta = \mathbb{T} : \nabla \mathbf{v} - \rho \dot{\psi}, \quad (26)$$

³In fact the temperature can not be constant because the energy dissipates in the body. However, we can assume that either the heat capacity is so large that the temperature changes only negligibly, or the body is placed in the big thermal reservoir and the body conducts the heat so fast that the energy is transferred away almost immediately.

where ξ is the dissipation rate per volume and $\psi := e - \theta\eta$ is the internal Helmholtz free energy density. The constitutive relation for \mathbb{T} and the evolution equations of the remaining quantities (i.e. except velocity) has to be such that the inequality (26) is satisfied.

2.1.3 Kinematics of the Natural Configuration

Besides standard reference configuration κ_R and current configuration κ_t , we define a natural configuration $\kappa_{p(t)}$, see Figure 1. It is a configuration of the body associated with the current configuration κ_t at time t that would be obtained if the external stimuli are suddenly removed. For more details on this notion see Rajagopal and Srinivasa (2000).

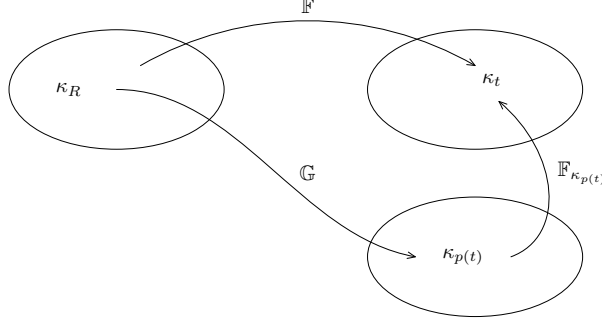


Figure 1: Natural configuration.

Because during the sudden relaxation of the current configuration only the elastic (reversible) part of the deformation occurs, we can suppose that the internal free energy of the system is hidden only in the deformation of the natural configuration. This enables us to split the total deformation gradient \mathbb{F} into the purely elastic reversible deformation described by $\mathbb{F}_{\kappa_{p(t)}}$ (hereafter just \mathbb{F}_κ for the sake of brevity) and irreversible dissipative deformation described by \mathbb{G} , such that

$$\mathbb{F} = \mathbb{F}_\kappa \mathbb{G}. \quad (27)$$

The velocity gradient and its symmetric part are related to the deformation gradient \mathbb{F} through

$$\mathbb{L} = \dot{\mathbb{F}}\mathbb{F}^{-1}, \quad \mathbb{D} = \frac{1}{2}(\mathbb{L} + \mathbb{L}^\top). \quad (28)$$

In analogy to the preceding, we *postulate*

$$\mathbb{L}_\kappa := \dot{\mathbb{G}}\mathbb{G}^{-1}, \quad \mathbb{D}_\kappa := \frac{1}{2}(\mathbb{L}_\kappa + \mathbb{L}_\kappa^\top). \quad (29)$$

Material time derivative of \mathbb{F}_κ and \mathbb{B}_κ reads

$$\dot{\mathbb{F}}_\kappa = \mathbb{L}\mathbb{F}_\kappa - \mathbb{F}_\kappa\mathbb{L}_\kappa, \quad \dot{\mathbb{B}}_\kappa = \mathbb{L}\mathbb{B}_\kappa + \mathbb{B}_\kappa\mathbb{L}^\top - 2\mathbb{F}_\kappa\mathbb{D}_\kappa\mathbb{F}_\kappa^\top. \quad (30)$$

2.1.4 Derivation of Models

The derivation is based on prescribing two scalar functions. The first one – the internal Helmholtz free energy ψ – is responsible for the elastic part of the response, the other – rate of entropy production ξ – describes how the energy in the body dissipates. For the family of viscoelastic models, we assume the internal Helmholtz free energy has the form

$$\psi = \psi(T, \rho, \mathbb{F}_\kappa), \quad (31)$$

where T is the constant temperature. Using the reduced thermodynamic identity and the balance of mass we arrive at

$$\begin{aligned} 0 \leq \xi &= \mathbb{T} : \mathbb{L} - \rho\dot{\psi} = \mathbb{T} : \mathbb{L} - \rho\frac{\partial\psi}{\partial\rho}\dot{\rho} - \rho\frac{\partial\psi}{\partial\mathbb{F}_\kappa} : \dot{\mathbb{F}}_\kappa \\ &= \left(\mathbb{T} + \rho^2\frac{\partial\psi}{\partial\rho}\mathbb{I} - \rho\frac{\partial\psi}{\partial\mathbb{F}_\kappa}\mathbb{F}_\kappa^\top\right) : \mathbb{D} + \rho\frac{\partial\psi}{\partial\mathbb{F}_\kappa} : (\mathbb{L}\mathbb{F}_\kappa - \dot{\mathbb{F}}_\kappa), \end{aligned} \quad (32)$$

where we used the symmetry of $\mathbb{T} + \rho^2 \frac{\partial \psi}{\partial \rho} \mathbb{I} - \rho \frac{\partial \psi}{\partial \mathbb{F}_\kappa} \mathbb{F}_\kappa^\top$. The equations are closed by prescribing a relation between $\left\{ \mathbb{T} + \rho^2 \frac{\partial \psi}{\partial \rho} \mathbb{I} - \rho \frac{\partial \psi}{\partial \mathbb{F}_\kappa} \mathbb{F}_\kappa^\top, \mathbb{L} \mathbb{F}_\kappa - \dot{\mathbb{F}}_\kappa \right\}$ and $\left\{ \mathbb{D}, \rho \frac{\partial \psi}{\partial \mathbb{F}_\kappa} \right\}$, eventually involving ρ and \mathbb{F}_κ , in such a way the prescribed rate of entropy production ξ is met. Note that this closure is unique when the entropy production is quadratic, but might become more subtle in non-quadratic cases, see Janečka and Pavelka (2018a).

2.1.5 Specific Example

We repeat the derivation of variant of an isotropic viscoelastic Giesekus rate-type fluid model, following Málek et al. (2015, 2018). The model uses the dissipation rate function

$$\xi = 2\mu |\mathbb{D}|^2 + \Lambda \left| \rho \frac{\partial \psi}{\partial \mathbb{F}_\kappa} \mathbb{F}_\kappa^\top \right|^2, \quad (33)$$

where μ and Λ are material constants. The first term corresponds to Newtonian viscous dissipation while the second, depending on the elastic Cauchy stress due to \mathbb{F}_κ , describes the dissipation caused by the evolution of the natural configuration. By closing (32) one obtains

$$\begin{aligned} \mathbb{T} &= -p_{th} \mathbb{I} + 2\mu \mathbb{D} + \mathbb{T}_{el}, \\ \dot{\mathbb{F}}_\kappa &= \mathbb{L} \mathbb{F}_\kappa - \Lambda \mathbb{T}_{el} \mathbb{F}_\kappa \end{aligned} \quad (34)$$

$$\mathbb{T}_{el} = \rho \frac{\partial \psi}{\partial \mathbb{F}_\kappa} \mathbb{F}_\kappa^\top, \quad (35)$$

with the usual formula for pressure

$$p_{th} := \rho^2 \frac{\partial \psi_0}{\partial \rho}, \quad (36)$$

where the last equality follows by a direct calculation.

To close the system entirely we prescribe the internal free energy

$$\rho \psi(T, \rho, \mathbb{F}_\kappa) = \rho \psi_0(T, \rho) + \rho \psi_{el}(T, \mathbb{F}_\kappa), \quad (37)$$

where $\rho \psi_0(T, \rho)$ is the hydromechanic energy and

$$\psi_{el}(T, \mathbb{F}_\kappa) = \frac{G(T)}{2} (|\mathbb{F}_\kappa|^2 - 3) - k_B T \ln \det(\mathbb{F}_\kappa \mathbb{F}_\kappa^\top),$$

is the internal free energy contribution of compressible neo-Hookean solid, k_B being the Boltzmann constant; see for example Ogden (1997); Pavelka et al. (2018a). Differentiating (37) gives

$$\frac{\partial \psi}{\partial \mathbb{F}_\kappa} = G(T) \left(\mathbb{F}_\kappa - \frac{2k_B T}{G(T)} \mathbb{F}_\kappa^{-\top} \right), \quad (38)$$

and then inserting it into (35) yields

$$\mathbb{T}_{el} = \rho G(T) \left(\mathbb{F}_\kappa \mathbb{F}_\kappa^\top - \frac{2k_B T}{G(T)} \mathbb{I} \right), \quad (39)$$

Finally, to obtain the more standard evolution equation for $\mathbb{B}_\kappa := \mathbb{F}_\kappa \mathbb{F}_\kappa^\top$, we sum (34) $\cdot \mathbb{F}_\kappa^\top + \mathbb{F}_\kappa \cdot (34)^\top$ and arrive at the Giesekus model

$$\begin{aligned} \dot{\rho} &= -\rho \operatorname{div} \mathbf{v}, \\ \rho \dot{\mathbf{v}} &= \operatorname{div} (-p_{th} \mathbb{I} + 2\mu \mathbb{D} + \mathbb{T}_{el}), \\ \dot{\mathbb{B}}_\kappa &= \mathbb{L} \mathbb{B}_\kappa + \mathbb{B}_\kappa \mathbb{L}^\top - 2\Lambda \mathbb{T}_{el} \mathbb{B}_\kappa, \\ \mathbb{T}_{el} &= \rho G(T) \left(\mathbb{B}_\kappa - \frac{2k_B T}{G(T)} \mathbb{I} \right), \end{aligned}$$

where we used that both \mathbb{T}_{el} and \mathbb{B}_κ are symmetric and in our special case commute.

Remark. *The isotropic Oldroyd-B model is obtained by choosing the rate of entropy production*

$$\xi = 2\mu|\mathbb{D}|^2 + \Lambda \left| \rho \frac{\partial \psi}{\partial \mathbb{F}_\kappa} \right|^2, \quad (40)$$

depending rather on the elastic first Piola-Kirchhoff stress. Putting the solvent viscosity $\mu = 0$ leads to the Maxwell model.

In summary, once the internal free energy density and entropy production rates are known, the RS leads to a system of closed evolution equations for ρ , \mathbf{v} , and \mathbb{F}_κ , where the constitutive relation for the Cauchy stress tensor \mathbb{T} is known.

2.2 GENERIC

Having moved from finite dimensional setting to continuum, the state variables will no longer be elements of \mathbb{R}^n , $n \in \mathbb{N}$ being the number of degrees of freedom, and we shall work with Lagrangian or Eulerian fields instead. First, we will derive the reversible kinematics (Poisson brackets) in the Lagrangian and Eulerian frames. When energy is chosen, the reversible evolution becomes explicit. Subsequently, we will prescribe a dissipation potential leading to the well known Maxwell and Oldroyd-B models.

2.2.1 Lagrangian Reversible Kinematics

Let us start in the Lagrangian frame, where each material point of the continuum has its own label \mathbf{X} (Lagrangian position). The actual Eulerian position of the material point in an laboratory frame is denoted by mapping $\mathbf{y}(\mathbf{X})$. Compared with the setting of particle mechanics in the Sec. 1, this mapping is a continuum analogue of position \mathbf{r} of the i -th particle, just the index is now continuous. Therefore, one may anticipate a momentum density field $\mathbf{M}(\mathbf{X})$ being the analogue of \mathbf{p} . The analogical Poisson bracket is

$$\{A, B\}^{\text{Lagrange}} = \int_{\mathbb{R}^3} \left(\frac{\delta A}{\delta y^i} \frac{\delta B}{\delta M_i} - \frac{\delta B}{\delta y^i} \frac{\delta A}{\delta M_i} \right) d\mathbf{X}, \quad (41)$$

see e.g. Goldstein (1980); Simo et al. (1988); Pavelka et al. (2020b) for the definition of the bracket and Morrison (1998) for an explanation of the functional derivative $\frac{\delta F}{\delta \mathbf{y}}$ and the related calculus. The sum is replaced by an integral (or a suitable duality), the partial derivatives by functional ones. This bracket can be alternatively derived from the principle of least action, having Lagrangian dependent on field \mathbf{y} and $\dot{\mathbf{y}}$ in the same fashion as the usual Hamiltonian canonical equations follow from the minimization of action.

As in the finite dimensional case, by comparing the both sides of $\dot{F} = \{F, E\}$ we see that the evolution equations implied by bracket (41) are

$$\left(\frac{\partial y^i}{\partial t} \right)_{\text{rev}} = \frac{\delta E}{\delta M_i} \quad (42a)$$

$$\left(\frac{\partial M_i}{\partial t} \right)_{\text{rev}} = -\frac{\delta E}{\delta y^i}, \quad (42b)$$

$$\left(\frac{\partial s}{\partial t} \right)_{\text{rev}} = 0. \quad (42c)$$

By s we denote the entropy density with respect to the volume in the reference configuration. For the same reason as in the Section 1, it is a property of each point preserved by the reversible evolution.

2.2.2 Lagrangian Elastic Dynamics

Typical dependence of energy on fields \mathbf{y} and \mathbf{M} is

$$E = \int_{\mathbb{R}^3} \left(\frac{|\mathbf{M}|^2}{2\rho_0(\mathbf{X})} + \rho_0(\mathbf{X}) W \left(\frac{\partial \mathbf{y}}{\partial \mathbf{X}} \right) \right) d\mathbf{X},$$

where $\rho_0(\mathbf{X})$ is the field of reference density and W is the stored elastic energy. Equations (42) then become

$$\left(\frac{\partial y^i}{\partial t}\right)_{\text{rev}} = \frac{M_i}{\rho_0}, \quad (43a)$$

$$\left(\frac{\partial M_i}{\partial t}\right)_{\text{rev}} = \frac{\partial}{\partial X^j} \left(\rho_0 \frac{\partial W}{\partial X^j} \right), \quad (43b)$$

where the former equation expresses how the material points move and the latter how momentum of the points is changed.

2.2.3 Reversible Kinematics of Distortion

The Lagrangian description is very detailed, we know positions and momenta of every point of the continuum; however, we aim at Eulerian description of systems for which rougher state variables are appropriate. We may switch from the state variables (\mathbf{y}, \mathbf{M}) to $(\rho, \mathbf{m}, s, \mathbb{A})$, the latter being the Eulerian fields of density, momentum, entropy and distortion defined as the inverse deformation gradient

$$(\mathbb{A})_i^I = A_i^I := \frac{\partial X^I}{\partial y^i} = \left(\frac{\partial y^i}{\partial X^I} \right)^{-1}.$$

The reason for taking the inverse deformation gradient as a new state variable, and not the deformation gradient itself, is that it naturally depends on the Eulerian position; see e.g. Godunov and Romenskii (2003). All the models involving the distortion in this paper can be considered as part of the SHTC framework, which is compatible with GENERIC as shown in Peshkov et al. (2018).

For a better comparison with RS we then rewrite the reversible evolution in state variables $(\rho, \mathbf{m}, s, \mathbb{F}_\kappa)$. Note that the reversible evolution of $\mathbb{F}_\kappa := \mathbb{A}^{-1}$ coincides with the evolution of the deformation gradient \mathbb{F} because no dissipation is present. In the full system the dissipation occurs due to the irreversible evolution, but we will still denote the distortion by \mathbb{A} .

The idea of projection is very simple, just a mere substitution of functionals dependent on the Lagrangian variables only through the Eulerian variables. Details can be found in Pavelka et al. (2020b). The resulting Poisson bracket for the Eulerian state variables, $(\rho, \mathbf{m}, s, \mathbb{A})$, consists of a ‘fluid mechanics’ part, i.e. the bracket for density, momentum and entropy, and two additional terms for the deformation gradient

$$\begin{aligned} \{B, C\}^{\text{Euler}} &= \{B, C\}^{\text{FM}} + \int_{\mathbb{R}^3} A_i^I \left(\frac{\partial}{\partial x^j} \frac{\delta B}{\delta A_j^I} \frac{\delta C}{\delta m_i} - \frac{\partial}{\partial x^j} \frac{\delta C}{\delta A_j^I} \frac{\delta B}{\delta m_i} \right) d\mathbf{x} \\ &\quad + \int_{\mathbb{R}^3} \left(\frac{\partial A_i^I}{\partial x_j} - \frac{\partial A_j^I}{\partial x_i} \right) \left(\frac{\delta B}{\delta A_j^I} \frac{\delta C}{\delta m_i} - \frac{\delta C}{\delta A_j^I} \frac{\delta B}{\delta m_i} \right) d\mathbf{x}, \end{aligned}$$

where $\{B, C\}^{\text{FM}}$ is the Poisson bracket expressing kinematics of fluid mechanics,

$$\begin{aligned} \{B, C\}^{\text{FM}} &= \int_{\mathbb{R}^3} \rho \left(\frac{\partial}{\partial x^i} \frac{\delta B}{\delta \rho} \frac{\delta C}{\delta m_i} - \frac{\partial}{\partial x^i} \frac{\delta C}{\delta \rho} \frac{\delta B}{\delta m_i} \right) d\mathbf{x} + \int_{\mathbb{R}^3} m_i \left(\frac{\partial}{\partial x^j} \frac{\delta B}{\delta m_i} \frac{\delta C}{\delta m_j} - \frac{\partial}{\partial x^j} \frac{\delta C}{\delta m_i} \frac{\delta B}{\delta m_j} \right) d\mathbf{x} \\ &\quad + \int_{\mathbb{R}^3} s \left(\frac{\partial}{\partial x^i} \frac{\delta B}{\delta s} \frac{\delta C}{\delta m_i} - \frac{\partial}{\partial x^i} \frac{\delta C}{\delta s} \frac{\delta B}{\delta m_i} \right) d\mathbf{x}. \end{aligned} \quad (44)$$

The same localization procedure as for the Lagrange bracket leads to evolution equations

$$\left(\frac{\partial \rho}{\partial t}\right)_{\text{rev}} = -\frac{\partial}{\partial x^i} \left(\rho \frac{\delta E}{\delta m_i} \right), \quad (45a)$$

$$\left(\frac{\partial m_i}{\partial t}\right)_{\text{rev}} = -\frac{\partial}{\partial x^j} \left(m_i \frac{\delta E}{\delta m_j} \right) - \rho \frac{\partial}{\partial x^i} \frac{\delta E}{\delta \rho} - m_j \frac{\partial}{\partial x^i} \frac{\delta E}{\delta m_j} - s \frac{\partial}{\partial x^i} \frac{\delta E}{\delta s} - A_j^J \frac{\partial}{\partial x^i} \frac{\delta E}{\delta A_j^J} \quad (45b)$$

$$+ \frac{\partial}{\partial x^i} \left(A_j^J \frac{\delta E}{\delta A_j^J} \right) + \frac{\partial}{\partial x^j} \left(-A_i^J \frac{\delta E}{\delta A_j^J} \right), \quad (45c)$$

$$\left(\frac{\partial s}{\partial t}\right)_{\text{rev}} = -\frac{\partial}{\partial x^i} \left(s \frac{\delta E}{\delta m_i} \right), \quad (45d)$$

$$\left(\frac{\partial A_i^I}{\partial t}\right)_{\text{rev}} = -\frac{\partial}{\partial x^i} \left(A_j^I \frac{\delta E}{\delta m_j} \right) + \left(\frac{\partial A_j^I}{\partial x^i} - \frac{\partial A_i^I}{\partial x^j} \right) \frac{\delta E}{\delta m_j} = -\frac{\partial A_i^I}{\partial x^j} \frac{\delta E}{\delta m_j} - A_j^I \frac{\partial}{\partial x^i} \frac{\delta E}{\delta m_j}. \quad (45e)$$

Note that $v^i = \frac{\delta E}{\delta m_i}$ is the velocity and hence fluid mechanics (Euler compressible equations) are obtained when the energy is independent of \mathbb{A} , and that the equation for $\mathbb{A} = \mathbb{F}^{-1}$ is compatible with the standard kinematics of the deformation gradient $\dot{\mathbb{F}} = \mathbb{L}\mathbb{F}$. Moreover, these equations are valid for any energy functional, e.g. the standard energy simple fluids, Korteweg, and other, see e.g. Pavelka et al. (2018b). We shall choose the energy and write down the explicit evolution equations below.

2.2.4 Elastic Dynamics of Distortion

For the sake of simplicity we stick to isothermal setting. As can be seen from the equation (18), for the reversible kinematics it just means to replace the total energy E by the total free energy F . Assuming

$$\begin{aligned} F(\rho, \mathbf{m}, T, \mathbb{A}) &= \int_{\mathbb{R}^3} f(\rho, \mathbf{m}, T, \mathbb{A}) \, d\mathbf{x} = \int_{\mathbb{R}^3} \frac{|\mathbf{m}|^2}{2\rho} + \rho\psi(T, \rho, \mathbb{A}) \, d\mathbf{x} \\ &= \int_{\mathbb{R}^3} \frac{|\mathbf{m}|^2}{2\rho} + \rho\psi_0(T, \rho) + \rho\psi_{\text{el}}(T, \mathbb{A}) \, d\mathbf{x}, \end{aligned} \quad (46)$$

we can now rewrite the evolution equation for momentum density to a more standard form. Since the density f depends on the fields only in an algebraic manner, the functional derivatives of F are represented by the partial derivatives of f . If we further use

$$s = -\frac{\partial f}{\partial T}, \quad T = \frac{\partial e}{\partial s}, \quad \frac{\partial T}{\partial x^i} = 0,$$

a direct computation leads to

$$\begin{aligned} \left(\frac{\partial m_i}{\partial t}\right)_{\text{rev}} &= -\frac{\partial}{\partial x^j} \left(m_i \frac{m_j}{\rho} \right) - \rho \frac{\partial}{\partial x^i} \frac{\partial f}{\partial \rho} - m_j \frac{\partial}{\partial x^i} \frac{\partial f}{\partial m_j} + \frac{\partial f}{\partial \theta} \frac{\partial T}{\partial x^i} \\ &\quad - A_j^J \frac{\partial}{\partial x^i} \frac{\partial f}{\partial A_j^J} + \frac{\partial}{\partial x^i} \left(A_j^J \frac{\partial f}{\partial A_j^J} \right) - \frac{\partial}{\partial x^j} \left(A_i^J \frac{\partial f}{\partial A_j^J} \right) \\ &= -\frac{\partial}{\partial x^j} \left(m_i \frac{m_j}{\rho} \right) - \frac{\partial}{\partial x^i} \left(-f + \rho \frac{\partial f}{\partial \rho} + m_j \frac{\partial f}{\partial m_j} \right) + \frac{\partial}{\partial x^j} \left(-A_i^J \frac{\partial f}{\partial A_j^J} \right) \\ &= -\frac{\partial}{\partial x^j} \left(m_i \frac{m_j}{\rho} \right) - \frac{\partial}{\partial x^i} \left(\rho^2 \frac{\partial \psi_0}{\partial \rho} \right) + \frac{\partial}{\partial x^j} \left(-\rho A_i^J \frac{\partial \psi}{\partial A_j^J} \right). \end{aligned}$$

Simplifying the other equations for this particular total free energy ansatz leads to the final system (note that the equation for entropy has been dropped)

$$\begin{aligned}
\left(\frac{\partial \rho}{\partial t}\right)_{\text{rev}} &= -\operatorname{div}(\rho \mathbf{v}), \\
\left(\frac{\partial \mathbf{m}}{\partial t}\right)_{\text{rev}} &= -\operatorname{div}(\mathbf{m} \otimes \mathbf{v}) + \operatorname{div}(-p_{th} \mathbb{I} + \mathbb{T}_{\text{el}}), \\
\left(\frac{\partial \mathbb{A}}{\partial t}\right)_{\text{rev}} &= -[\nabla \mathbb{A}] \mathbf{v} - \mathbb{A} \mathbb{L}, \\
\mathbb{T}_{\text{el}} &= -\rho \mathbb{A}^\top \frac{\partial \psi}{\partial \mathbb{A}}.
\end{aligned} \tag{47}$$

where we defined

$$\mathbf{v} := \frac{\delta F}{\delta \mathbf{m}} = \frac{\partial f}{\partial \mathbf{m}} = \frac{\mathbf{m}}{\rho}, \quad \mathbb{L} := \nabla \mathbf{v}, \quad p_{th} := \rho^2 \frac{\partial \psi}{\partial \rho} = \rho^2 \frac{\partial \psi_0}{\partial \rho}.$$

Rewriting these equations in terms of $(\rho, \mathbf{v}, \mathbb{F}_\kappa)$ and the using the convective time derivative gives

$$\begin{aligned}
\dot{\rho} &= -\rho \operatorname{div} \mathbf{v}, \\
\rho \dot{\mathbf{v}} &= \operatorname{div}(-p_{th} \mathbb{I} + \mathbb{T}_{\text{el}}), \\
\dot{\mathbb{F}}_\kappa &= \mathbb{L} \mathbb{F}_\kappa, \\
\mathbb{T}_{\text{el}} &= \rho \frac{\partial \psi}{\partial \mathbb{F}_\kappa} \mathbb{F}_\kappa^\top.
\end{aligned}$$

A suitable choice of ψ_{el} for suspensions of polymeric dumbbells is

$$\psi_{\text{el}}(T, \mathbb{A}) = \frac{G(T)}{2} (|\mathbb{A}^{-1}|^2 - 3) - k_B T \ln \det(\mathbb{A}^{-1} \mathbb{A}^{-\top}), \tag{49}$$

or equivalently

$$\psi_{\text{el}}(T, \mathbb{F}_\kappa) = \frac{G(T)}{2} (|\mathbb{F}_\kappa|^2 - 3) - k_B T \ln \det(\mathbb{F}_\kappa \mathbb{F}_\kappa^\top), \tag{50}$$

as it can be derived by methods of statistical physics, e.g. Grmela and Carreau (1987); Pavelka et al. (2018b) or Appendix A. This energy leads to the elastic Cauchy stress tensor (47)

$$\mathbb{T}_{\text{el}} = \rho G(T) \left(\mathbb{A}^{-1} \mathbb{A}^{-\top} - \frac{2k_B T}{G(T)} \mathbb{I} \right) = \rho G(T) \left(\mathbb{F}_\kappa \mathbb{F}_\kappa^\top - \frac{2k_B T}{G(T)} \mathbb{I} \right), \tag{51}$$

which is nothing but the standard compressible neo-Hooke model as $\mathbb{B}_\kappa = \mathbb{A}^{-1} \mathbb{A}^{-\top} = \mathbb{F}_\kappa \mathbb{F}_\kappa^\top$.

Remark. Note that there is no material or phenomenological constant in front of the logarithm, only the universal Boltzmann constant k_B . It is therefore straightforward to see how the internal free energy should look for the non-isothermal setting.

2.2.5 Dissipative Dynamics of Distortion

Since we work in the isothermal setting, the localized irreversible evolution in coordinates is given by (19), which for $\mathbf{q} = (\rho, \mathbf{m}, T, \mathbb{A})$ becomes

$$\begin{aligned}
\left(\frac{\partial \rho}{\partial t}\right)_{\text{irr}} &= -\frac{1}{T} \frac{\delta \Xi}{\delta \rho^*} \Big|_{\rho^* = \frac{\delta F}{\delta \rho}}, \\
\left(\frac{\partial m_i}{\partial t}\right)_{\text{irr}} &= -\frac{1}{T} \frac{\delta \Xi}{\delta (m^*)^i} \Big|_{(m^*)^i = \frac{\delta F}{\delta m_i}}, \\
\left(\frac{\partial A_i^I}{\partial t}\right)_{\text{irr}} &= -\frac{1}{T} \frac{\delta \Xi}{\delta (A^*)^i_I} \Big|_{(A^*)^i_I = \frac{\delta F}{\delta A_i^I}},
\end{aligned} \tag{52}$$

and for $\mathbf{q} = (\rho, \mathbf{m}, T, \mathbb{F}_\kappa)$ the last equation is replaced by

$$\left(\frac{\partial \mathbb{F}_\kappa}{\partial t} \right)_{\text{irr}} = -\frac{1}{T} \frac{\delta \Xi}{\delta \mathbb{F}_\kappa^*} \Big|_{\mathbb{F}_\kappa^* = \frac{\delta F}{\delta \mathbb{F}_\kappa}}. \quad (53)$$

Note that gradient dynamics is invariant with respect to transformations of state variables, see e.g. Pavelka et al. (2020a). Apart from the standard properties of Ξ summarised in the subsection 1.2, the dissipation potential has to be such that the total mass $M := \int_{\mathbb{R}^3} \rho \, d\mathbf{x}$ is conserved. This condition is for example satisfied when Ξ depends merely on gradients of ρ^* . Here we suppose Ξ does not depend on ρ^* at all. Momentum conservation can be ensured by the analogical condition, but in the non-isothermal setting one gets a slightly more complex structure due to the coupling with energy dissipation, see Pavelka et al. (2018b).

Let us now show how one can derive a variant of an isothermal Giesekus model of viscoelastic fluids. As in the elastic case, we will specify the total Helmholtz free energy, which is more suitable for isothermal processes. The conjugate variables (derivatives of entropy) are then replaced by the corresponding derivatives of total free energy. Using (46), we make the substitution

$$\begin{aligned} \mathbf{m}^* &\rightarrow \frac{\partial f}{\partial \mathbf{m}} = \frac{\mathbf{m}}{\rho}, \\ \mathbb{A}^* &\rightarrow \frac{\partial f}{\partial \mathbb{A}} = \rho \frac{\partial \psi}{\partial \mathbb{A}}, \\ \mathbb{F}_\kappa^* &\rightarrow \frac{\partial f}{\partial \mathbb{F}_\kappa} = \rho \frac{\partial \psi}{\partial \mathbb{F}_\kappa}. \end{aligned}$$

In the isothermal setting the choice of dissipation potential is simply

$$\Xi(\mathbb{A}, \mathbf{m}^*, \mathbb{A}^*) = T \int_{\mathbb{R}^3} \mu |(\nabla \mathbf{m}^*)_{\text{sym}}|^2 + \frac{\Lambda}{2} |\mathbb{A}^\top \mathbb{A}^*|^2 \, d\mathbf{x} = T \int_{\mathbb{R}^3} \mu |\mathbb{D}|^2 + \frac{\Lambda}{2} \left| \rho \mathbb{A}^\top \frac{\partial \psi}{\partial \mathbb{A}} \right|^2 \, d\mathbf{x}, \quad (54)$$

or equivalently

$$\Xi(\mathbb{F}_\kappa, \mathbf{m}^*, \mathbb{F}_\kappa^*) = T \int_{\mathbb{R}^3} \mu |(\nabla \mathbf{m}^*)_{\text{sym}}|^2 + \frac{\Lambda}{2} |\mathbb{F}_\kappa^* \mathbb{F}_\kappa^\top|^2 \, d\mathbf{x} = T \int_{\mathbb{R}^3} \mu |\mathbb{D}|^2 + \frac{\Lambda}{2} \left| \rho \frac{\partial \psi}{\partial \mathbb{F}_\kappa} \mathbb{F}_\kappa^\top \right|^2 \, d\mathbf{x}, \quad (55)$$

where \mathbb{D} stands for the symmetric velocity gradient⁴. The first term yields the standard viscous dissipation, the second is chosen as being proportional to the elastic Cauchy stress. Note also that since the dissipation potential is homogeneous of degree 2, it is half the dissipation rate, and prescribing the dissipation potential is equivalent to prescribing the dissipation rate. It should be also noted that the dissipation drives the system towards the stress-free configuration if the dissipation potential depends on the stress. The derivatives of Ξ are

$$\begin{aligned} \frac{\delta \Xi}{\delta \mathbf{m}^*} &= -T \operatorname{div}(2\mu(\nabla \mathbf{m}^*)_{\text{sym}}) = -T \operatorname{div}(2\mu \mathbb{D}), \\ \frac{\delta \Xi}{\delta \mathbb{A}^*} &= T \Lambda \mathbb{A} \mathbb{A}^\top \mathbb{A}^* = -T \Lambda \mathbb{A} \left(-\rho \mathbb{A}^\top \frac{\partial \psi}{\partial \mathbb{A}} \right), \\ \frac{\delta \Xi}{\delta \mathbb{F}_\kappa^*} &= T \Lambda \mathbb{F}_\kappa^* \mathbb{F}_\kappa^\top \mathbb{F}_\kappa = T \Lambda \left(\rho \frac{\partial \psi}{\partial \mathbb{F}_\kappa} \mathbb{F}_\kappa^\top \right) \mathbb{F}_\kappa, \end{aligned}$$

which yields the irreversible evolution

$$\begin{aligned} \left(\frac{\partial \mathbf{m}}{\partial t} \right)_{\text{irr}} &= \operatorname{div}(2\mu \mathbb{D}), \\ \left(\frac{\partial \mathbb{A}}{\partial t} \right)_{\text{irr}} &= \Lambda \mathbb{A} \mathbb{T}_{\text{el}}, \\ \left(\frac{\partial \mathbb{F}_\kappa}{\partial t} \right)_{\text{irr}} &= -\Lambda \mathbb{T}_{\text{el}} \mathbb{F}_\kappa, \\ \mathbb{T}_{\text{el}} &= -\rho \mathbb{A}^\top \frac{\partial \psi}{\partial \mathbb{A}} = \rho \frac{\partial \psi}{\partial \mathbb{F}_\kappa} \mathbb{F}_\kappa^\top. \end{aligned}$$

In particular, choosing ψ_{el} as in (49) and (50) yields \mathbb{T}_{el} from (51).

⁴For a non-isothermal variant see Pavelka et al. (2018b).

2.2.6 Final Equations

Let the state variables be represented by $(\rho, \mathbf{m}, s, \mathbb{A})$. Their reversible evolution has been specified by the Poisson bracket, leading to equations (45). Once the total free energy is specified (in the isothermal case), as in Eq. (46), the reversible evolution can be written down explicitly. The irreversible evolution is given by dissipation potential, e.g. the one in Eq. (54), and becomes explicit when the specific formula for entropy (or total free energy in the isothermal case) is invoked. The final evolution equations are then the sum of the reversible and irreversible parts of the evolution:

$$\frac{\partial \rho}{\partial t} + \operatorname{div}(\rho \mathbf{v}) = 0, \quad (56a)$$

$$\frac{\partial \mathbf{m}}{\partial t} + \operatorname{div}(\mathbf{m} \otimes \mathbf{v}) = \operatorname{div}(-p_{th} \mathbb{I} + 2\mu \mathbb{D} + \mathbb{T}_{el}), \quad (56b)$$

$$\frac{\partial \mathbb{A}}{\partial t} + [\nabla \mathbb{A}] \mathbf{v} = -\mathbb{A} \mathbb{L} + \Lambda \mathbb{A} \mathbb{T}_{el}, \quad (56c)$$

$$\mathbb{T}_{el} = -\rho \mathbb{A}^\top \frac{\partial \psi}{\partial \mathbb{A}}. \quad (56d)$$

Using the convective time derivative and $\mathbb{F}_\kappa := \mathbb{A}^{-1}$ instead of the distortion, they can be rewritten to

$$\begin{aligned} \dot{\rho} &= -\rho \operatorname{div} \mathbf{v}, \\ \rho \dot{\mathbf{v}} &= \operatorname{div}(-p_{th} \mathbb{I} + 2\mu \mathbb{D} + \mathbb{T}_{el}), \\ \dot{\mathbb{F}}_\kappa &= \mathbb{L} \mathbb{F}_\kappa - \Lambda \mathbb{T}_{el} \mathbb{F}_\kappa, \\ \mathbb{T}_{el} &= \rho \frac{\partial \psi}{\partial \mathbb{F}_\kappa} \mathbb{F}_\kappa^\top, \end{aligned}$$

and in terms of the left Cauchy-Green tensor $\mathbb{B} := \mathbb{A}^{-1} \mathbb{A}^{-\top} = \mathbb{F}_\kappa \mathbb{F}_\kappa^\top$ they become

$$\begin{aligned} \dot{\rho} &= -\rho \operatorname{div} \mathbf{v}, \\ \rho \dot{\mathbf{v}} &= \operatorname{div}(-p_{th} \mathbb{I} + 2\mu \mathbb{D} + \mathbb{T}_{el}), \\ \dot{\mathbb{B}}_\kappa &= \mathbb{L} \mathbb{B}_\kappa + \mathbb{B}_\kappa \mathbb{L}^\top - 2\Lambda \mathbb{T}_{el} \mathbb{B}_\kappa, \\ \mathbb{T}_{el} &= 2\rho \frac{\partial \psi}{\partial \mathbb{B}_\kappa} \mathbb{B}_\kappa, \end{aligned}$$

where we can easily recognize the upper-convective derivative in the equation for \mathbb{B} . If we use the concrete energy (49), now written in terms of \mathbb{B}_κ as

$$\psi_{el}(T, \mathbb{B}_\kappa) = \frac{G(T)}{2} (\operatorname{Tr} \mathbb{B}_\kappa - 3) - k_B T \ln \det(\mathbb{B}_\kappa),$$

we recover a variant of the standard compressible Giesekus model (Giesekus (1982))

$$\begin{aligned} \dot{\rho} &= -\rho \operatorname{div} \mathbf{v}, \\ \rho \dot{\mathbf{v}} &= \operatorname{div}(-p_{th} \mathbb{I} + 2\mu \mathbb{D} + \mathbb{T}_{el}), \\ \dot{\mathbb{B}}_\kappa &= \mathbb{L} \mathbb{B}_\kappa + \mathbb{B}_\kappa \mathbb{L}^\top - 2\Lambda \mathbb{T}_{el} \mathbb{B}_\kappa, \\ \mathbb{T}_{el} &= 2\rho G(T) \left(\mathbb{B}_\kappa - \frac{2k_B T}{G(T)} \mathbb{I} \right). \end{aligned}$$

Remark. If, instead of dissipation potential (54) and (55), we chose

$$\begin{aligned} \Xi(\mathbb{A}, \mathbf{m}^*, \mathbb{A}^*) &= T \int_{\mathbb{R}^3} \mu |(\nabla \mathbf{m}^*)_{sym}|^2 + \frac{\Lambda}{2} \left| \mathbb{A}^\top \mathbb{A}^* \mathbb{A}^\top \right|^2 d\mathbf{x} = T \int_{\mathbb{R}^3} \mu |\mathbb{D}|^2 + \frac{\Lambda}{2} \left| \rho \mathbb{A}^\top \frac{\partial \psi}{\partial \mathbb{A}} \mathbb{A}^\top \right|^2 d\mathbf{x}, \\ \Xi(\mathbf{m}^*, \mathbb{F}_\kappa^*) &= T \int_{\mathbb{R}^3} \mu |(\nabla \mathbf{m}^*)_{sym}|^2 + \frac{\Lambda}{2} |\mathbb{F}_\kappa^*|^2 d\mathbf{x} = T \int_{\mathbb{R}^3} \mu |\mathbb{D}|^2 + \frac{\Lambda}{2} \left| \rho \frac{\partial \psi}{\partial \mathbb{F}_\kappa} \right|^2 d\mathbf{x}, \end{aligned}$$

i.e. with a different stress measure, we would obtain the Oldroyd-B model. Dropping the viscous part would yield the Maxwell model.

Let us now proceed to a simple numerical illustration of the dynamics involving distortion.

2.2.7 Numerical simulation

To illustrate equations (56) in the context of RS, we have to show evolution of the natural, the current, the reference configurations. Let us assume a vertical simple shear between two planes with a distance of one meter. The reference and current configurations are schematically presented in Figure 2. We compute the deformation of the dashed line, that is horizontal in the reference configuration with the x -coordinates between 0 and 1.

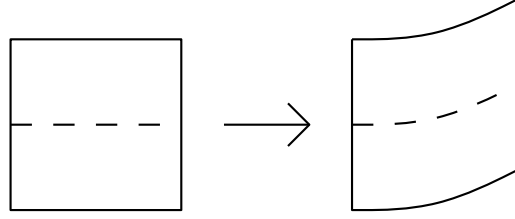


Figure 2: Scheme of the simulated vertical simple shear showing the initial configuration (left) and the deformed current configuration (right). Only the deformation of one cut through the material (the dashed line) is examined.

Energy and dissipation potential (describing von Mises plasticity) are taken from Sýkora (2019) and the numerical code is based on the one created and described by Jackson (2018). The initial conditions are set as a linear velocity profile with $v_{x=0} = 0$ m/s and $v_{x=1} = 1$ m/s, where v is the Eulerian horizontal velocity. The boundary conditions are set as no-slip to walls at speeds $v_{x=0} = 0$ m/s and $v_{x=1} = 1$ m/s.

Figure 3 shows the vertical shift of the three resulting configurations at time $t = 4$ ms. It can be observed that the three lines are linear, thus they are fully described by the vertical shift at the right edge of the body, i.e. at $x = 1$. Evolution of the vertical shift in time is plotted in Figure 4. One observes that for a short time and small deformations the natural and reference configurations are indistinguishable. This means the dissipation is negligible and the motion is thus reversible. After certain threshold is exceeded, the dissipation is switched on, the motion becomes irreversible and the natural and reference configurations diverge. This behavior is typical for von Mises plasticity. One can thus conclude that the configuration obtained by integrating the distortion matrix $\mathbb{A} = \mathbb{F}_\kappa^{-1}$ over the current configuration differs from the reference configuration even in a very simple geometry, as long as the dissipation becomes evident.

Therefore, we can start with the current configuration and integrate the distortion to obtain the natural configuration. This is because the deformation between those two configurations is elastic. However, we can not obtain the reference configuration, which has been already lost due to the dissipation. This is the interpretation of RS within GENERIC and SHTC.

2.3 Summary

In RS one starts with the balance equations for mass, momentum, energy and entropy. Then three configurations are taken into account: the reference configuration (\mathcal{R}), the natural configuration (\mathcal{N}), and the current configuration (\mathcal{C}), where the latter coincides with the laboratory frame of reference and Eulerian description. The dynamics between \mathcal{R} and \mathcal{N} is dissipative, while from \mathcal{N} to \mathcal{C} purely elastic. Moreover, the kinematics of the deformation tensor \mathbb{F} from \mathcal{R} to \mathcal{C} is the standard, reversible Eulerian kinematics $\dot{\mathbb{F}} = \mathbb{L}\mathbb{F}$. The irreversible evolution from \mathcal{R} to \mathcal{N} is generated by imposing a dissipation rate and by choosing constitutive relations leading to this rate. This choice can be done in a compatible way with GENERIC. The final evolution observed in \mathcal{C} can be seen as a composition of reversible and irreversible evolution.

In GENERIC, one starts with the choice of state variables. The choice can be made equivalent to the natural configuration in RS, that is $(\rho, \mathbf{m}, s, \mathbb{F})$ or a transformation of that, e.g. $(\rho, \mathbf{m}, s, \mathbb{A})$. Then the reversible evolution of the state variables is the usual mechanical evolution, which is compatible with the evolution from \mathcal{N} to \mathcal{C} in the RS for $\xi = 0$. Irreversible evolution is then added both to the

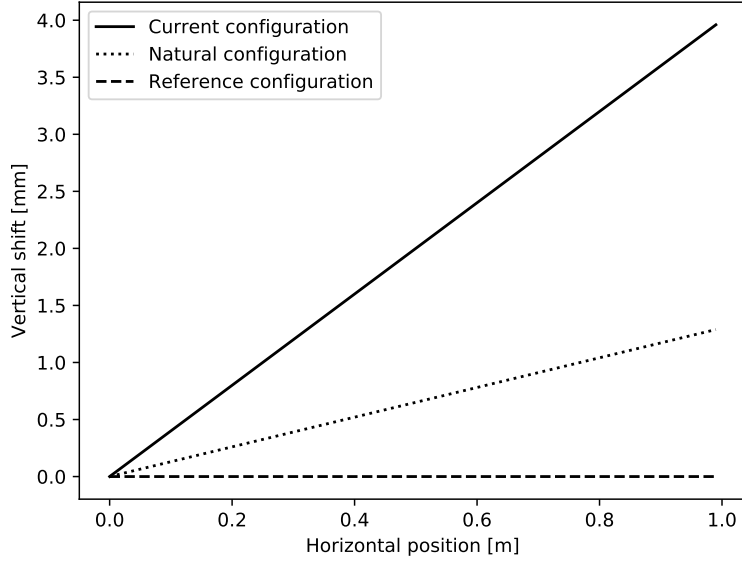


Figure 3: Comparison of the reference (dashed), current (solid) and natural (dotted) configurations. Even in such a simple geometry, integration of the distortion matrix \mathbb{A} over the current configuration does not restore the reference configuration.

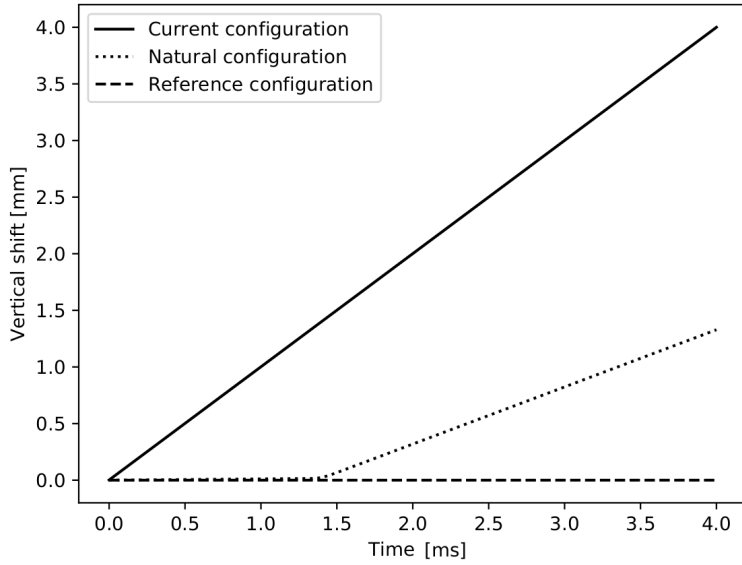


Figure 4: Time evolutions of the shift of the right-hand edge of the body in the reference (dashed), current (solid) and natural (dotted) configurations. For small times, i.e. for small deformations and stresses, the natural and reference configuration coincide. This means that the computed \mathbb{A} is actually the inverse of the deformation gradient. The motion is thus reversible. For larger deformations, the motion becomes irreversible, since the two configurations diverge.

equation for momentum density and for the deformation gradient (or distortion or the left Cauchy-Green tensor). When the dissipation potential is taken compatible with the dissipation rate in RS, the same irreversible evolution is obtained as in RS.

Let us highlight the similarities in more detail. First we explain why the kinematics of the distortion

$$\frac{\partial \mathbb{A}}{\partial t} + [\nabla \mathbb{A}] \mathbf{v} = -\mathbb{A} \mathbb{L} - T \frac{\delta \Xi}{\delta \mathbb{A}^*},$$

is precisely the kinematics of the natural configuration, where the choice of $E = E(\mathbb{A})$ and $\Xi = \Xi(\mathbb{A}, \mathbb{A}^*)$ specifies respectively its elastic and dissipative dynamics. The reasons are the following:

- The reference configuration (which is by definition obtained by tracking the particles' trajectories) can be reconstructed by the integration of a tensor field, which is a solution to the evolution equations

$$\frac{\partial \mathbb{A}}{\partial t} + [\nabla \mathbb{A}] \mathbf{v} = -\mathbb{A} \mathbb{L}.$$

The complete GENERIC equation for distortion, containing also the irreversible part, yields, in general, a different solution. This justifies the standard illustrative splitting of the reference, local natural, and current configuration. Moreover, if the tensor field \mathbb{A} satisfies the integrability condition, the natural configuration exists globally.

- Energy depends on the distortion \mathbb{A} , i.e. the deformation from the natural configuration to the current one is elastic. The Helmholtz free energy typically satisfies

$$\frac{\partial \psi}{\partial \mathbb{A}}(\mathbb{I}) = 0,$$

i.e. when the material occupies the natural configuration (the natural and current configuration coincides), it is in a (partial-)stress-free state. In general, as it is e.g. for ψ from (49), the extremum point of the free energy is moved to $c\mathbb{I}$ for some $c > 0$. The natural configuration, defined by \mathbb{A} , is then stress-free only up to a homogeneous compression/expansion, leaving non-zero only the spherical part of the stress.

- The dissipation potential Ξ is a function of \mathbb{A} and we substitute

$$\mathbb{A}^* \rightarrow \rho \frac{\partial \psi}{\partial \mathbb{A}},$$

i.e. the partial dissipation rate $\mathbb{A}^* : \frac{\delta \Xi}{\delta \mathbb{A}^*}$ depends on some specific stress measure. This might be seen as an analogue to (Málek and Průša, 2016, Fig. 4), where the dissipation is due to the ‘dashpot’ pulled by the ‘elastic spring’. The dissipation rate can be either expressed in terms of the ‘stress in the elastic spring’ in the primal formulation using the dissipation potential Ξ , or in terms of the ‘rate of the dashpot’ using the dual dissipation potential Ξ^* .

Second, we will focus on modeling in both frameworks. Let us start with plugging the total Helmholtz free energy (46) into the equation (20), which yields the dissipation rate

$$\begin{aligned} -\dot{F} &= \frac{1}{T} \int_{\mathbb{R}^3} \left(\frac{\delta F}{\delta \mathbf{m}} : \frac{\delta \Xi}{\delta \mathbf{m}^*} \Big|_{\mathbf{m}^* = \frac{\delta F}{\delta \mathbf{m}}} + \frac{\delta F}{\delta \mathbb{F}_\kappa} : \frac{\delta \Xi}{\delta \mathbb{F}_\kappa^*} \Big|_{\mathbb{F}_\kappa^* = \frac{\delta F}{\delta \mathbb{F}_\kappa}} \right) d\mathbf{x} \\ &= \frac{1}{T} \int_{\mathbb{R}^3} \left(\mathbb{D} : \frac{\delta \Xi}{\delta \nabla_{\text{sym}} \mathbf{m}^*} \Big|_{\mathbf{m}^* = \frac{\delta F}{\delta \mathbf{m}}} + \rho \frac{\partial \psi}{\partial \mathbb{F}_\kappa} : \frac{\delta \Xi}{\delta \mathbb{F}_\kappa^*} \Big|_{\mathbb{F}_\kappa^* = \frac{\delta F}{\delta \mathbb{F}_\kappa}} \right) d\mathbf{x}, \end{aligned}$$

where we supposed Ξ is independent of ρ^* and depends on \mathbf{m}^* merely through its symmetric gradient. Defining \mathbb{T}_{irr} and using the localized evolution for \mathbb{F}_κ

$$\mathbb{T}_{\text{irr}} := \frac{1}{T} \frac{\delta \Xi}{\delta \mathbb{D}}, \quad -\frac{1}{T} \frac{\delta \Xi}{\delta \mathbb{F}_\kappa^*} = \left(\frac{\partial \mathbb{F}_\kappa}{\partial t} \right)_{\text{irr}} = \frac{\partial \mathbb{F}_\kappa}{\partial t} - \left(\frac{\partial \mathbb{F}_\kappa}{\partial t} \right)_{\text{rev}} = \dot{\mathbb{F}}_\kappa - \mathbb{L} \mathbb{F}_\kappa,$$

the dissipation rate becomes

$$-\dot{F} = \frac{1}{T} \int_{\mathbb{R}^3} \left(\mathbb{D} : \frac{\delta \Xi}{\delta \mathbb{D}} + \rho \frac{\partial \psi}{\partial \mathbb{F}_\kappa} : \frac{\delta \Xi}{\delta \mathbb{F}_\kappa^*} \right) d\mathbf{x} = \int_{\mathbb{R}^3} \left(\mathbb{D} : \mathbb{T}_{\text{irr}} + \rho \frac{\partial \psi}{\partial \mathbb{F}_\kappa} : (\mathbb{L}\mathbb{F}_\kappa - \dot{\mathbb{F}}_\kappa) \right) d\mathbf{x}.$$

On the other hand the chain rule, the final evolution equations, and integration by parts give

$$\begin{aligned} -\dot{F} &= \left\langle -\frac{\delta F}{\delta \mathbf{x}}, \partial_t \mathbf{x} \right\rangle = \int_{\mathbb{R}^3} \left(-\mathbf{v} \cdot \partial_t \mathbf{m} - \left(\psi - \frac{1}{2} |\mathbf{v}|^2 \right) \partial_t \rho - \rho \frac{\partial \psi}{\partial \rho} \partial_t \rho - \rho \frac{\partial \psi}{\partial \mathbb{F}_\kappa} : \partial_t \mathbb{F}_\kappa \right) d\mathbf{x} \\ &= \int_{\mathbb{R}^3} \left(\mathbf{v} \cdot \text{div}(\rho \mathbf{v} \otimes \mathbf{v}) - \mathbf{v} \cdot \text{div} \mathbb{T} + \left(\psi - \frac{1}{2} |\mathbf{v}|^2 \right) \text{div}(\rho \mathbf{v}) - \rho \partial_t \psi \right) d\mathbf{x} \\ &= \int_{\mathbb{R}^3} \left(-\nabla \mathbf{v} : (\rho \mathbf{v} \otimes \mathbf{v}) + \nabla \mathbf{v} : \mathbb{T} + \frac{1}{2} \nabla(\mathbf{v} \cdot \mathbf{v}) \cdot \rho \mathbf{v} - \rho \dot{\psi} \right) d\mathbf{x} = \int_{\mathbb{R}^3} \left(\nabla \mathbf{v} : \mathbb{T} - \rho \dot{\psi} \right) d\mathbf{x}, \end{aligned}$$

where again the fact $\left(\frac{\partial \rho}{\partial t} \right)_{\text{irr}} = 0$ was used. Hence, by using the positive 2-homogeneity of Ξ , as in (20), we have

$$\frac{2}{T} \Xi = -\dot{F} = \int_{\mathbb{R}^3} \xi d\mathbf{x},$$

which relates the prescription of the dissipation potential Ξ and the dissipation function ξ . At the same time we see that

$$\int_{\mathbb{R}^3} \nabla \mathbf{v} : \mathbb{T} - \rho \dot{\psi} d\mathbf{x} = \int_{\mathbb{R}^3} \mathbb{D} : \mathbb{T}_{\text{irr}} - \rho \frac{\partial \psi}{\partial \mathbb{F}_\kappa} : (\mathbb{L}\mathbb{F}_\kappa - \dot{\mathbb{F}}_\kappa) d\mathbf{x} = \frac{1}{T} \int_{\mathbb{R}^3} \mathbb{D} : \frac{\delta \Xi}{\delta \mathbb{D}} + \rho \frac{\partial \psi}{\partial \mathbb{F}_\kappa} : \frac{\delta \Xi}{\delta \mathbb{F}_\kappa^*} d\mathbf{x}.$$

This equality shows how the dissipation rate in RS has to be rewritten if one wants to recover the irreversible evolution in GENERIC, and actually explains why the form in (32) was chosen; it adopts the structure given by the dissipation potential. The frameworks are thus compatible with each other, as was explicitly demonstrated on the isotropic isothermal Giesekus model.

Finally, the distortion \mathbb{A} can be interpreted as the gradient of the mapping from the current configuration to the natural configuration. The reference configuration has been “forgotten” by the model due to the dissipation, and can be recovered only by tracking the particles’ trajectories. GENERIC and SHTC thus can provide interpretation of RS.

3 Anisotropic Model

To further compare the two approaches, we go beyond the isotropic models and include a certain class of anisotropic materials. By anisotropy we mean the material properties are not invariant with respect to rotations of the material points. Materials can exhibit anisotropy with regard to mechanical response in several ways. For instance, in crystal plasticity, we can have anisotropy with respect to the elastic response, described by the stored energy function. We can also have anisotropy associated with the yield surface and this is captured by the properties of the dissipation potential. If we modeled liquid crystals, regarded as a rod like suspension in an isotropic fluid, we would also observe two kinds of anisotropic response, both of a different nature. Elastic rods lead to an anisotropy in the elastic response, while the movement of the rods in the viscous fluid, itself isotropic, causes that the rate of dissipation is different for motions along different directions. The last example of anisotropy is related to temperature expansion, which may occur for example in a steel reinforced concrete. For anisotropic models for nematic polymers we refer to Ericksen (1959); Rajabian et al. (2005); Beris and Edwards (1994); Barchiesi and DeSimone (2015); Barchiesi et al. (2017), for biological tissues modeling see Balzani et al. (2006), for modeling of calendered rubber sheets see Itskov and Aksel (2004), and for crystal plasticity models we refer to Kratochvíl et al. (2016). We also refer to Neff (2003); Schröder and Neff (2003, 2006) for examples of anisotropic large-strain energies.

Mathematically speaking, anisotropy is characterized by a group of transformations with respect to which the material properties are invariant. In Lokhin and Sedov (1963); Gurtin et al. (2010); Zhang and Rychlewski (1990) it was shown that each of the crystallographic groups can be represented by a

set of structural tensors, extra variables. Here we choose perhaps the simplest case when each material point is equipped with a vector \mathbf{N} characterizing for instance orientation of a fiber or a lattice vector. In the current configuration (or the laboratory Eulerian frame) the field of the vectors is denoted by \mathbf{n} .⁵

3.1 Natural Configurations Framework

Let us now develop the coupling between the vector field \mathbf{n} describing the anisotropy and motion of the elastic material within RS. Since the balance laws and thermodynamics developed in 2.1.1 and 2.1.2, respectively, remain valid, we may move directly to enhancing the kinematics of RS.

3.1.1 Kinematics of the Vector Describing Anisotropy

Building on the concept of the natural configuration described in 2.1.3, we see that the relation between the vector \mathbf{N} in the reference configuration and the vector \mathbf{n} in the current configuration can be rewritten using the decomposition (27)

$$\mathbf{n} = \mathbb{F}\mathbf{N} = \mathbb{F}_\kappa \mathbb{G}\mathbf{N} = \mathbb{F}_\kappa \mathbf{N}_\kappa, \quad \text{where we defined } \mathbf{N}_\kappa := \mathbb{G}\mathbf{N}.$$

The material derivative of \mathbf{n} is then

$$\dot{\mathbf{n}} = \dot{\mathbb{F}}_\kappa \mathbf{N}_\kappa + \mathbb{F}_\kappa \dot{\mathbf{N}}_\kappa.$$

One may suppose the vector \mathbf{N}_κ , describing the material symmetry in the natural configuration, has a purely reversible evolution, i.e. $\dot{\mathbf{N}}_\kappa = 0$. This tells that the material symmetry is not affected by the dissipative deformation \mathbb{G} and remains fixed in the natural configuration. This is common for instance for lattice vectors in crystal plasticity; see e.g. Gurtin et al. (2010); Kratochvíl et al. (2016). We choose $(\rho, \mathbf{v}, \mathbb{F}_\kappa, \mathbf{n})$ as state variables.

3.1.2 Derivation of Models

The derivation is again based on prescribing two scalar quantities, the dissipation rate ξ and the internal Helmholtz free energy. Here we assume

$$\psi = \psi(T, \rho, \mathbb{F}_\kappa, \mathbf{n}).$$

The reduced thermodynamic identity (26) then becomes, using the symmetry of $\frac{\partial \psi}{\partial \mathbb{F}_\kappa} \mathbb{F}_\kappa^\top$ and $\frac{\partial \psi}{\partial \mathbf{n}} \otimes \mathbf{n}$,

$$\begin{aligned} \xi &= \mathbb{T} : \mathbb{L} - \rho \dot{\psi} = \mathbb{T} : \mathbb{L} - \rho \frac{\partial \psi}{\partial \rho} \dot{\rho} - \rho \frac{\partial \psi}{\partial \mathbb{F}_\kappa} \cdot \dot{\mathbb{F}}_\kappa - \rho \frac{\partial \psi}{\partial \mathbf{n}} \cdot \dot{\mathbf{n}} \\ &= \left(\mathbb{T} + p_{\text{th}} \mathbb{I} - \rho \frac{\partial \psi}{\partial \mathbb{F}_\kappa} \mathbb{F}_\kappa^\top - \rho \frac{\partial \psi}{\partial \mathbf{n}} \otimes \mathbf{n} \right) : \mathbb{D} + \rho \frac{\partial \psi}{\partial \mathbb{F}_\kappa} : (\mathbb{L} \mathbb{F}_\kappa - \dot{\mathbb{F}}_\kappa) + \rho \frac{\partial \psi}{\partial \mathbf{n}} \cdot (\mathbb{L} \mathbf{n} - \dot{\mathbf{n}}) \\ &= \left(\mathbb{T} + p_{\text{th}} \mathbb{I} - \rho \frac{\partial \psi}{\partial \mathbb{F}_\kappa} \mathbb{F}_\kappa^\top - \rho \frac{\partial \psi}{\partial \mathbf{n}} \otimes \mathbf{n} \right) : \mathbb{D} \\ &\quad + \left(\rho \frac{\partial \psi}{\partial \mathbb{F}_\kappa} \mathbb{F}_\kappa^\top + \rho \frac{\partial \psi}{\partial \mathbf{n}} \otimes \mathbf{n} \right) : (\mathbb{L} - \dot{\mathbb{F}}_\kappa \mathbb{F}_\kappa^{-1}) + \rho \frac{\partial \psi}{\partial \mathbf{n}} \cdot (\dot{\mathbb{F}}_\kappa \mathbb{F}_\kappa^{-1} \mathbf{n} - \dot{\mathbf{n}}), \end{aligned} \tag{60}$$

where again p_{th} is the hydrodynamic pressure defined in (36). The last form of the dissipation rate is suitable for closing the system when $\dot{\mathbf{N}}_\kappa = 0$, i.e.

$$\dot{\mathbf{n}} = \dot{\mathbb{F}}_\kappa \mathbf{N}_\kappa = \dot{\mathbb{F}}_\kappa \mathbb{F}_\kappa^{-1} \mathbf{n}, \tag{61}$$

or when the material dissipates in the total elastic Cauchy stress.

⁵Instead of just one vector \mathbf{n} , three vectors seem to be general for complete description of slip planes in plasticity; see Kratochvíl et al. (2016).

3.1.3 Specific Example

To enhance the isotropic Giesekus model from the previous chapter we modify the prescribed dissipation

$$\xi = 2\mu|\mathbb{D}|^2 + \Lambda \left| \rho \frac{\partial \psi}{\partial \mathbb{F}_\kappa} \mathbb{F}_\kappa^\top + \rho \frac{\partial \psi}{\partial \mathbf{n}} \otimes \mathbf{n} \right|^2, \quad (62)$$

where the second term, containing the elastic part of the Cauchy stress, corresponds to a dissipation caused by the evolution of the natural configuration in which the anisotropy remains constant. Upon comparing (60) and (62), one gets

$$\mathbb{T} = -p_{\text{th}}\mathbb{I} + 2\mu\mathbb{D} + \mathbb{T}_{\text{el}}, \quad (63a)$$

$$\mathbb{T}_{\text{el}} = \rho \frac{\partial \psi}{\partial \mathbb{F}_\kappa} \mathbb{F}_\kappa^\top + \rho \frac{\partial \psi}{\partial \mathbf{n}} \otimes \mathbf{n}, \quad (63b)$$

$$\dot{\mathbb{F}}_\kappa = \mathbb{L}\mathbb{F}_\kappa - \Lambda \mathbb{T}_{\text{el}} \mathbb{F}_\kappa, \quad (63c)$$

$$\dot{\mathbf{n}} = \mathbb{L}\mathbf{n} - \Lambda \mathbb{T}_{\text{el}} \mathbf{n}, \quad (63d)$$

where in the last equation we combined (63c) and (61).

To close the system we assume a special form of the internal free energy

$$\rho\psi(T, \rho, \mathbb{F}_\kappa, \mathbf{n}) = \rho\psi_0(T, \rho) + \rho\psi_{\text{el}}(T, \mathbb{F}_\kappa, \mathbf{n}),$$

where $\rho\psi_0(T, \rho)$ is again the hydromechanic energy and

$$\psi_{\text{el}}(T, \mathbb{F}_\kappa, \mathbf{n}) = \frac{G(T)}{2}(|\mathbb{F}_\kappa|^2 - 3) - k_B T \ln \det(\mathbb{F}_\kappa \mathbb{F}_\kappa^\top) + \frac{H(T)}{2} \left(\frac{|\mathbf{n}|^2}{L^2(T)} - 1 \right) - k_B T \ln \frac{|\mathbf{n}|^2}{L^2(T)},$$

is an anisotropic modification of the compressible neo-Hookean solid free energy. The material constant $L(T)$ is introduced for dimensional reasons and represents the vector's stress-free length. The partial derivatives of ψ_{el} being

$$\frac{\partial \psi_{\text{el}}}{\partial \mathbb{F}_\kappa} = G(T) \left(\mathbb{F}_\kappa - \frac{2k_B T}{G(T)} \mathbb{F}_\kappa^{-\top} \right), \quad \frac{\partial \psi_{\text{el}}}{\partial \mathbf{n}} = H(T) \left(\frac{|\mathbf{n}|^2}{L^2(T)} - \frac{2k_B T}{H(T)} \right) \frac{\mathbf{n}}{|\mathbf{n}|^2}, \quad (64)$$

the equation (63b) becomes

$$\mathbb{T}_{\text{el}} = \rho G(T) \left(\mathbb{F}_\kappa \mathbb{F}_\kappa^\top - \frac{2k_B T}{G(T)} \mathbb{I} \right) + \rho H(T) \left(\frac{|\mathbf{n}|^2}{L^2(T)} - \frac{2k_B T}{H(T)} \right) \frac{\mathbf{n} \otimes \mathbf{n}}{|\mathbf{n}|^2}.$$

As for the isotropic model we obtain the complete set of evolution equations for $(\rho, \mathbf{v}, \mathbb{B}_\kappa, \mathbf{n})$

$$\dot{\rho} = -\rho \operatorname{div} \mathbf{v}, \quad (65a)$$

$$\rho \dot{\mathbf{v}} = \operatorname{div}(-p_{\text{th}}\mathbb{I} + 2\mu\mathbb{D} + \mathbb{T}_{\text{el}}), \quad (65b)$$

$$\dot{\mathbb{B}}_\kappa = \mathbb{L}\mathbb{B}_\kappa + \mathbb{B}_\kappa \mathbb{L}^\top - \Lambda \mathbb{B}_\kappa \mathbb{T}_{\text{el}} - \Lambda \mathbb{T}_{\text{el}} \mathbb{B}_\kappa, \quad (65c)$$

$$\dot{\mathbf{n}} = \mathbb{L}\mathbf{n} - \Lambda \mathbb{T}_{\text{el}} \mathbf{n}, \quad (65d)$$

$$\mathbb{T}_{\text{el}} = \rho G(T) \left(\mathbb{B}_\kappa - \frac{2k_B T}{G(T)} \mathbb{I} \right) + \rho H(T) \left(\frac{|\mathbf{n}|^2}{L^2(T)} - \frac{2k_B T}{H(T)} \right) \frac{\mathbf{n} \otimes \mathbf{n}}{|\mathbf{n}|^2}, \quad (65e)$$

a variant of an anisotropic Giesekus model using only the fully Eulerian fields, identical to equations obtained by GENERIC in (85).

Remark. As in the isotropic case, an anisotropic modification of the Oldroyd-B model is determined by

$$\xi = 2\mu|\mathbb{D}|^2 + \Lambda \left| \rho \frac{\partial \psi}{\partial \mathbb{F}_\kappa} + \rho \frac{\partial \psi}{\partial \mathbf{n}} \otimes \mathbb{F}_\kappa^{-1} \mathbf{n} \right|^2,$$

depending rather on the elastic first Piola-Kirchhoff stress. Anisotropic Maxwell model is obtained for $\mu = 0$. Additional anisotropic viscosity may be achieved by adding $2\nu \frac{(\mathbb{D}\mathbf{n} \cdot \mathbf{n})^2}{|\mathbf{n}|^4}$.

In summary, we have used the RS to derive models involving anisotropy characterized by the vector field \mathbf{n} . When analogical internal free energy and dissipation potential are invoked within GENERIC, the same models can be obtained.

3.2 GENERIC

The procedure of deriving the field equations is the same as for the isotropic model, only more information from the Lagrangian description by (\mathbf{y}, \mathbf{M}) is extracted. The derivation of the mechanics for $(\rho, \mathbf{m}, s, \mathbb{A}, \mathbf{n})$ relies completely on our understanding of the nature of \mathbf{n} . We suppose that the anisotropy in the reference configuration is described by a *vector* field $\mathbf{N}(\mathbf{X})$ and hence we define

$$\mathbf{n}(\mathbf{x})|_{\mathbf{x}=\mathbf{y}(\mathbf{X})} := \frac{\partial \mathbf{y}}{\partial \mathbf{X}}(\mathbf{X}) \mathbf{B}(\mathbf{X}). \quad (66)$$

Although strictly speaking, the anisotropy is rather described by the structural tensors $\mathbf{n} \otimes \mathbf{n}$ and $\mathbf{N} \otimes \mathbf{N}$ (they do not carry the information about orientation, only about the one-dimensional subspace, i.e. they are invariant under changing the direction of the vector), for simplicity we rather choose \mathbf{n} as the additional state variable.

Reversible Kinematics

As already mentioned in the precedent section 2, the projection of (\mathbf{y}, \mathbf{M}) on $(\rho, \mathbf{m}, s, \mathbb{A})$ is carried out in (Pavelka et al., 2020b, App. B). Here we therefore highlight just how the new field \mathbf{n} enters the procedure. We hence consider a projection from (\mathbf{y}, \mathbf{M}) to $(\rho, \mathbf{m}, s, \mathbb{A}, \mathbf{n})$. Recalling the definition (66) we have

$$n^i(\mathbf{x}) := F_I^i(\mathbf{x}) N^I(\mathbf{x}),$$

where F_I^i stands for the deformation gradient (i.e. the inverse of the distortion A_J^I) and

$$\mathbf{N}(\mathbf{x})|_{\mathbf{x}=\mathbf{y}(\mathbf{X})} := \mathbf{N}(\mathbf{X})$$

is the Eulerian field derived from the Lagrangian field $\mathbf{N}(\mathbf{X})$. The \mathbf{n} vector can be interpreted also as the orientation vector from Edwards and Beris (1998), where its evolution is equipped also with inertial terms stemming from rigid body rotations.

Since by the Leibniz rule we have

$$\frac{\delta n^i(\mathbf{x})}{\delta y^k(\mathbf{X})} = \frac{\delta F_I^i(\mathbf{x})}{\delta y^k(\mathbf{X})} N^I(\mathbf{x}) + F_I^i(\mathbf{x}) \frac{\delta N^I(\mathbf{x})}{\delta y^k(\mathbf{X})},$$

we can use the formulas from (Pavelka et al., 2020b, App. B) expressing the derivative with respect to arbitrary Eulerian field

$$\frac{\delta N^I(\mathbf{x})}{\delta y^k(\mathbf{X})} = -\frac{\partial N^I}{\partial x^k}(\mathbf{x}) \delta(\mathbf{X} - \mathbf{y}^{-1}(\mathbf{x})),$$

where δ is formally treated as the Dirac distribution (see Öttinger (2005) for an explanation of this calculus) and the derivative of the Eulerian field of the deformation gradient

$$\frac{\delta F_I^i(\mathbf{x})}{\delta y^k(\mathbf{X})} = -\frac{\partial \delta}{\partial X^I}(\mathbf{X} - \mathbf{y}^{-1}(\mathbf{x})) \delta_k^i - \frac{\partial F_I^i}{\partial x^k}(\mathbf{x}) \delta(\mathbf{X} - \mathbf{y}^{-1}(\mathbf{x})),$$

where δ_k^i denotes the Kronecker δ . Hence, we obtain

$$\frac{\delta n^i(\mathbf{x})}{\delta y^k(\mathbf{X})} = -\frac{\partial \delta}{\partial X^I}(\mathbf{X} - \mathbf{y}^{-1}(\mathbf{x})) \delta_k^i N^I(\mathbf{x}) - \frac{\partial F_I^i}{\partial x^k}(\mathbf{x}) N^I(\mathbf{x}) \delta(\mathbf{X} - \mathbf{y}^{-1}(\mathbf{x})) \quad (67)$$

$$- F_I^i(\mathbf{x}) \frac{\partial N^I}{\partial x^k}(\mathbf{x}) \delta(\mathbf{X} - \mathbf{y}^{-1}(\mathbf{x})) \quad (68)$$

$$= -\frac{\partial \delta}{\partial X^I}(\mathbf{X} - \mathbf{y}^{-1}(\mathbf{x})) \delta_k^i N^I(\mathbf{x}) - \frac{\partial n^i}{\partial x^k}(\mathbf{x}) \delta(\mathbf{X} - \mathbf{y}^{-1}(\mathbf{x})). \quad (69)$$

Proceeding as in Pavelka et al. (2020b) we arrive at a new Poisson bracket

$$\begin{aligned} \{F, G\}^{\text{A\&n}} &= \{F, G\}^{\text{Euler}} \\ &+ \int_{\mathbb{R}^3} n^i \left(\frac{\delta F}{\delta n^j} \frac{\partial}{\partial x^i} \frac{\delta G}{\delta m_j} - \frac{\delta G}{\delta n^j} \frac{\partial}{\partial x^i} \frac{\delta F}{\delta m_j} \right) d\mathbf{x} \\ &- \int_{\mathbb{R}^3} \frac{\partial n^j}{\partial x^i} \left(\frac{\delta F}{\delta n^j} \frac{\delta G}{\delta m_i} - \frac{\delta G}{\delta n^j} \frac{\delta F}{\delta m_i} \right) d\mathbf{x}, \end{aligned} \quad (70)$$

see Appendix B for details.

The standard localization procedure, the same used for isotropic material, leads to field equations

$$\left(\frac{\partial \rho}{\partial t} \right)_{\text{rev}} = - \frac{\partial}{\partial x^i} \left(\rho \frac{\delta E}{\delta m_i} \right), \quad (71a)$$

$$\left(\frac{\partial m_i}{\partial t} \right)_{\text{rev}} = - \frac{\partial}{\partial x^j} \left(m_i \frac{\delta E}{\delta m_j} \right) - \rho \frac{\partial}{\partial x^i} \frac{\delta E}{\delta \rho} - m_j \frac{\partial}{\partial x^i} \frac{\delta E}{\delta m_j} - s \frac{\partial}{\partial x^i} \frac{\delta E}{\delta s} - A_j^J \frac{\partial}{\partial x^i} \frac{\delta E}{\delta A_j^J} \quad (71b)$$

$$- n^j \frac{\partial}{\partial x^i} \frac{\delta E}{\delta n^j} + \frac{\partial}{\partial x^i} \left(A_j^J \frac{\delta E}{\delta A_j^J} + \frac{\delta E}{\delta n^j} n^j \right) + \frac{\partial}{\partial x^j} \left(-A_i^J \frac{\delta E}{\delta A_j^J} + \frac{\delta E}{\delta n^i} n^j \right) \quad (71c)$$

$$\left(\frac{\partial s}{\partial t} \right)_{\text{rev}} = - \frac{\partial}{\partial x^i} \left(s \frac{\delta E}{\delta m_i} \right), \quad (71d)$$

$$\left(\frac{\partial A_i^I}{\partial t} \right)_{\text{rev}} = - \frac{\partial A_i^I}{\partial x^j} \frac{\delta E}{\delta m_j} - A_j^I \frac{\partial}{\partial x^i} \frac{\delta E}{\delta m_j}, \quad (71e)$$

$$\left(\frac{\partial n^i}{\partial t} \right)_{\text{rev}} = - \frac{\partial n^i}{\partial x^j} \frac{\delta E}{\delta m_j} + \frac{\partial}{\partial x^j} \frac{\delta E}{\delta m_i} n^j. \quad (71f)$$

Since the evolution equation for \mathbf{n} is also compatible with the equation $\dot{\mathbb{F}} = \mathbb{L}\mathbb{F}$, it is again the equation of momentum which is not in the standard form; however, it is valid for any energy functional. In order to highlight the resemblance with the other models as before, we stick in the next section to an energy ansatz, similar to the one for the isotropic model.

Elastic Dynamics

As in the preceding section we stick to isothermal processes, using a modification of the free energy ansatz (46)

$$F(\rho, \mathbf{m}, T, \mathbb{A}, \mathbf{n}) = \int_{\mathbb{R}^3} f(\rho, \mathbf{m}, T, \mathbb{A}, \mathbf{n}) d\mathbf{x} = \int_{\mathbb{R}^3} \rho \psi(\rho, \mathbf{m}, T, \mathbb{A}, \mathbf{n}) d\mathbf{x} \quad (72)$$

$$= \int_{\mathbb{R}^3} \frac{|\mathbf{m}|^2}{2\rho} + \rho \psi_0(T, \rho) + \rho \psi_{\text{el}}(T, \mathbb{A}, \mathbf{n}) d\mathbf{x}, \quad (73)$$

for which the equation for momentum simplifies to

$$\begin{aligned}
\left(\frac{\partial m_i}{\partial t}\right)_{\text{rev}} &= -\frac{\partial}{\partial x^j} \left(m_i \frac{m_j}{\rho}\right) - \rho \frac{\partial}{\partial x^i} \frac{\partial f}{\partial \rho} - m_j \frac{\partial}{\partial x^i} \frac{\partial f}{\partial m_j} + \frac{\partial f}{\partial T} \frac{\partial T}{\partial x^i} \\
&\quad - A_j^J \frac{\partial}{\partial x^i} \frac{\partial f}{\partial A_j^J} - n^j \frac{\partial}{\partial x^i} \frac{\partial f}{\partial n^j} \\
&\quad + \frac{\partial}{\partial x^i} \left(A_j^J \frac{\partial f}{\partial A_j^J} + \frac{\partial f}{\partial n^j} n^j\right) + \frac{\partial}{\partial x^j} \left(-A_i^J \frac{\partial f}{\partial A_j^J} + \frac{\partial f}{\partial n^i} n^j\right) \\
&= -\frac{\partial}{\partial x^j} \left(m_i \frac{m_j}{\rho}\right) - \frac{\partial}{\partial x^i} \left(-f + \rho \frac{\partial f}{\partial \rho} + m_j \frac{\partial f}{\partial m_j}\right) \\
&\quad + \frac{\partial}{\partial x^j} \left(-A_i^J \frac{\partial f}{\partial A_j^J} + \frac{\partial f}{\partial n^i} n^j\right) \\
&= -\frac{\partial}{\partial x^j} \left(m_i \frac{m_j}{\rho}\right) - \frac{\partial}{\partial x^i} \left(\rho^2 \frac{\partial \psi_0}{\partial \rho}\right) + \frac{\partial}{\partial x^j} \left(-\rho A_i^J \frac{\partial \psi}{\partial A_j^J} + \rho \frac{\partial \psi}{\partial n^i} n^j\right).
\end{aligned}$$

Hence we arrive at the system

$$\begin{aligned}
\left(\frac{\partial \rho}{\partial t}\right)_{\text{rev}} &= -\text{div}(\rho \mathbf{v}), \\
\left(\frac{\partial \mathbf{m}}{\partial t}\right)_{\text{rev}} &= -\text{div}(\mathbf{m} \otimes \mathbf{v}) + \text{div}(-p_{th} \mathbb{I} + \mathbb{T}_{\text{el}}), \\
\left(\frac{\partial \mathbb{A}}{\partial t}\right)_{\text{rev}} &= -[\nabla \mathbb{A}] \mathbf{v} - \mathbb{A} \mathbb{L}, \\
\left(\frac{\partial \mathbf{n}}{\partial t}\right)_{\text{rev}} &= -[\nabla \mathbf{n}] \mathbf{v} + \mathbb{L} \mathbf{n}, \\
\mathbb{T}_{\text{el}} &= -\rho \mathbb{A}^\top \frac{\partial \psi}{\partial \mathbb{A}} + \rho \frac{\partial \psi}{\partial \mathbf{n}} \otimes \mathbf{n},
\end{aligned}$$

where again we use the same notation as for the isotropic material

$$\mathbf{v} := \frac{\delta F}{\delta \mathbf{m}} = \frac{\partial f}{\partial \mathbf{m}} = \frac{\mathbf{m}}{\rho}, \quad \mathbb{L} := \nabla \mathbf{v}, \quad p_{th} := \rho^2 \frac{\partial \psi_0}{\partial \rho},$$

the only difference being in the elastic part of the Cauchy stress \mathbb{T}_{el} , which now contains the anisotropic elastic response. Rewriting the system in terms of $\mathbb{F}_\kappa := \mathbb{A}^{-1}$ with the convective derivative yields

$$\begin{aligned}
\dot{\rho} &= -\rho \text{div} \mathbf{v}, \\
\rho \dot{\mathbf{v}} &= \text{div}(-p_{th} \mathbb{I} + \mathbb{T}_{\text{el}}), \\
\dot{\mathbb{F}}_\kappa &= \mathbb{L} \mathbb{F}_\kappa, \\
\dot{\mathbf{n}} &= \mathbb{L} \mathbf{n}, \\
\mathbb{T}_{\text{el}} &= \rho \frac{\partial \psi}{\partial \mathbb{F}_\kappa} \mathbb{F}_\kappa^\top + \rho \frac{\partial \psi}{\partial \mathbf{n}} \otimes \mathbf{n}.
\end{aligned}$$

If one were to describe an anisotropic material, where \mathbf{n} describes the orientation of elastic fibers, a suitable candidate for ψ_{el} , based on the former one in (49), would be

$$\psi_{\text{el}}(T, \mathbb{A}, \mathbf{n}) = \frac{G(T)}{2} (|\mathbb{A}^{-1}|^2 - 3) - k_B T \ln \det(\mathbb{A}^{-1} \mathbb{A}^{-\top}) + \frac{H(T)}{2} \left(\frac{|\mathbf{n}|^2}{L^2(T)} - 1 \right) - k_B T \ln \frac{|\mathbf{n}|^2}{L^2(T)}, \quad (75)$$

or equivalently in \mathbb{F}_κ

$$\psi_{\text{el}}(T, \mathbb{F}_\kappa, \mathbf{n}) = \frac{G(T)}{2} (|\mathbb{F}_\kappa|^2 - 3) - k_B T \ln \det(\mathbb{F}_\kappa \mathbb{F}_\kappa^\top) + \frac{H(T)}{2} \left(\frac{|\mathbf{n}|^2}{L^2(T)} - 1 \right) - k_B T \ln \frac{|\mathbf{n}|^2}{L^2(T)}, \quad (76)$$

where the material constant $L(T)$ is introduced for dimensional reasons and represents the fiber's stress-free length. Indeed, for this particular ψ we have

$$\mathbb{T}_{el} = \rho G(T) \left(\mathbb{A}^{-1} \mathbb{A}^{-\top} - \frac{2k_B T}{G(T)} \mathbb{I} \right) + \rho H(T) \left(\frac{|\mathbf{n}|^2}{L^2(T)} - \frac{2k_B T}{H(T)} \right) \frac{\mathbf{n} \otimes \mathbf{n}}{|\mathbf{n}|^2} \quad (77)$$

$$= \rho G(T) \left(\mathbb{F}_\kappa \mathbb{F}_\kappa^\top - \frac{2k_B T}{G(T)} \mathbb{I} \right) + \rho H(T) \left(\frac{|\mathbf{n}|^2}{L^2(T)} - \frac{2k_B T}{H(T)} \right) \frac{\mathbf{n} \otimes \mathbf{n}}{|\mathbf{n}|^2}. \quad (78)$$

Irreversible Kinematics

As in the previous section, we will start to design the isothermal irreversible evolution by using the equation (19) where now $\mathbf{q} = (\rho, \mathbf{m}, T, \mathbb{A})$ and $\Xi = \Xi(\mathbb{A}, \mathbf{n}, \mathbb{A}^*, \mathbf{n}^*)$. We hence obtain

$$\begin{aligned} \left(\frac{\partial A_i^I}{\partial t} \right)_{\text{irr}} &= -\frac{1}{T} \frac{\delta \Xi}{\delta (A^*)^i_I} \bigg|_{(A^*)^i_I = \frac{\delta S}{\delta A_i^I}}, \\ \left(\frac{\partial n^i}{\partial t} \right)_{\text{irr}} &= -\frac{1}{T} \frac{\delta \Xi}{\delta (n^*)^i} \bigg|_{(n^*)^i = \frac{\delta S}{\delta n^i}}. \end{aligned} \quad (79)$$

For $\mathbf{q} = (\rho, \mathbf{m}, T, \mathbb{F}_\kappa)$ and $\Xi = \Xi(\mathbb{F}_\kappa, \mathbf{n}, \mathbb{F}_\kappa^*, \mathbf{n}^*)$ the first equation again transforms to (53).

Let us now move to deriving an anisotropic variant of an isothermal Giesekus viscoelastic model. Using the total Helmholtz free energy ansatz from (72), the conjugate variables are then replaced by

$$\begin{aligned} \mathbf{m}^* &\rightarrow \frac{\partial f}{\partial \mathbf{m}} = \frac{\mathbf{m}}{\rho}, \\ \mathbb{A}^* &\rightarrow \frac{\partial f}{\partial \mathbb{A}} = \rho \frac{\partial \psi}{\partial \mathbb{A}}, \\ \mathbb{F}_\kappa^* &\rightarrow \frac{\partial f}{\partial \mathbb{F}_\kappa} = \rho \frac{\partial \psi}{\partial \mathbb{F}_\kappa}, \\ \mathbf{n}^* &\rightarrow \frac{\partial f}{\partial \mathbf{n}} = \rho \frac{\partial \psi}{\partial \mathbf{n}}. \end{aligned}$$

Our choice of dissipation potential is

$$\begin{aligned} \Xi(\mathbb{A}, \mathbf{n}, \mathbf{m}^*, \mathbb{A}^*, \mathbf{n}^*) &= T \int_{\mathbb{R}^3} \left(\mu |(\nabla \mathbf{m}^*)_{sym}|^2 + \frac{\Lambda}{2} |-\mathbb{A}^\top \mathbb{A}^* + \mathbf{n}^* \otimes \mathbf{n}|^2 \right) d\mathbf{x} \\ &= T \int_{\mathbb{R}^3} \left(\mu |\mathbb{D}|^2 + \frac{\Lambda}{2} \left| -\rho \mathbb{A}^\top \frac{\partial \psi}{\partial \mathbb{A}} + \rho \frac{\partial \psi}{\partial \mathbf{n}} \otimes \mathbf{n} \right|^2 \right) d\mathbf{x}, \end{aligned} \quad (80)$$

or equivalently

$$\begin{aligned} \Xi(\mathbb{F}_\kappa, \mathbf{n}, \mathbf{m}^*, \mathbb{F}_\kappa^*, \mathbf{n}^*) &= T \int_{\mathbb{R}^3} \left(\mu |(\nabla \mathbf{m}^*)_{sym}|^2 + \frac{\Lambda}{2} |\mathbb{F}_\kappa^* \mathbb{F}_\kappa^\top + \mathbf{n}^* \otimes \mathbf{n}|^2 \right) d\mathbf{x} \\ &= T \int_{\mathbb{R}^3} \left(\mu |\mathbb{D}|^2 + \frac{\Lambda}{2} \left| \rho \frac{\partial \psi}{\partial \mathbb{F}_\kappa} \mathbb{F}_\kappa^\top + \rho \frac{\partial \psi}{\partial \mathbf{n}} \otimes \mathbf{n} \right|^2 \right) d\mathbf{x} \\ &= \hat{\Xi}(\mathbb{F}_\kappa, \mathbf{n}, \mathbb{F}_\kappa^* \mathbb{F}_\kappa^\top + \mathbf{n}^* \otimes \mathbf{n}), \end{aligned} \quad (81)$$

where again \mathbb{D} stands for the symmetric velocity gradient, the first term yields the standard viscous dissipation, and the second is chosen as being proportional to the elastic Cauchy stress, now with an anisotropic contribution. As we will see later, this choice of dissipation potential leaves the lattice vectors in the natural configuration constant, i.e. they are invariant under the plastic deformation; see e.g. (Gurtin et al., 2010, Chap. 91). This is not an coincidence; it can be shown by convex analysis that the dissipation potential depends on the conjugate variables in this special way, i.e. $\Xi(\mathbb{F}_\kappa, \mathbf{n}, \mathbf{m}^*, \mathbb{F}_\kappa^*, \mathbf{n}^*) = \hat{\Xi}(\mathbb{F}_\kappa, \mathbf{n}, \mathbb{F}_\kappa^* \mathbb{F}_\kappa^\top + \mathbf{n}^* \otimes \mathbf{n})$, if and only if the irreversible evolution written in terms of the dual dissipation potential Ξ^* satisfies the constraint $\dot{\mathbf{n}} = \dot{\mathbb{F}}_\kappa \mathbb{F}_\kappa^{-1} \mathbf{n}$. Here the vector \mathbf{n} corresponds

to the observed lattice vector, i.e. mapped from the natural configuration by $\mathbb{F}_\kappa = \mathbb{A}^{-1}$. Computing the derivatives of Ξ

$$\begin{aligned}\frac{\delta \Xi}{\delta \mathbf{m}^*} &= -T \operatorname{div}(2\mu(\nabla \mathbf{m}^*)_{sym}) = -T \operatorname{div}(2\mu \mathbb{D}), \\ \frac{\delta \Xi}{\delta \mathbb{A}^*} &= -T \Lambda \mathbb{A} \left(-\mathbb{A}^\top \mathbb{A}^* + \mathbf{n}^* \otimes \mathbf{n} \right) = -T \Lambda \mathbb{A} \left(-\rho \mathbb{A}^\top \frac{\partial \psi}{\partial \mathbb{A}} + \rho \frac{\partial \psi}{\partial \mathbf{n}} \otimes \mathbf{n} \right), \\ \frac{\delta \Xi}{\delta \mathbb{F}_\kappa^*} &= T \Lambda \left(\mathbb{F}_\kappa^* \mathbb{F}_\kappa^\top + \mathbf{n}^* \otimes \mathbf{n} \right) \mathbb{F}_\kappa = T \Lambda \left(\rho \frac{\partial \psi}{\partial \mathbb{F}_\kappa} \mathbb{F}_\kappa^\top + \rho \frac{\partial \psi}{\partial \mathbf{n}} \otimes \mathbf{n} \right) \mathbb{F}_\kappa, \\ \frac{\delta \Xi}{\delta \mathbf{n}^*} &= T \Lambda \left(\mathbb{F}_\kappa^* \mathbb{F}_\kappa^\top + \mathbf{n}^* \otimes \mathbf{n} \right) \mathbf{n} = T \Lambda \left(\rho \frac{\partial \psi}{\partial \mathbb{F}_\kappa} \mathbb{F}_\kappa^\top + \rho \frac{\partial \psi}{\partial \mathbf{n}} \otimes \mathbf{n} \right) \mathbf{n},\end{aligned}$$

yields the irreversible evolution

$$\begin{aligned}\left(\frac{\partial \mathbf{m}}{\partial t} \right)_{\text{irr}} &= \operatorname{div}(2\mu \mathbb{D}), \\ \left(\frac{\partial \mathbb{A}}{\partial t} \right)_{\text{irr}} &= \Lambda \mathbb{A} \mathbb{T}_{\text{el}}, \\ \left(\frac{\partial \mathbb{F}_\kappa}{\partial t} \right)_{\text{irr}} &= -\Lambda \mathbb{T}_{\text{el}} \mathbb{F}_\kappa, \\ \left(\frac{\partial \mathbf{n}}{\partial t} \right)_{\text{irr}} &= -\Lambda \mathbb{T}_{\text{el}} \mathbf{n}, \\ \mathbb{T}_{\text{el}} &= -\rho \mathbb{A}^\top \frac{\partial \psi}{\partial \mathbb{A}} + \rho \frac{\partial \psi}{\partial \mathbf{n}} \otimes \mathbf{n} = \rho \frac{\partial \psi}{\partial \mathbb{F}_\kappa} \mathbb{F}_\kappa^\top + \rho \frac{\partial \psi}{\partial \mathbf{n}} \otimes \mathbf{n}.\end{aligned}$$

In particular, choosing ψ_{el} as in (75) and (76) yields \mathbb{T}_{el} from (77) and (78), respectively.

Final Equations

Let the state variables be represented by $(\rho, \mathbf{m}, s, \mathbb{A}, \mathbf{n})$. Their reversible evolution has been specified by the Poisson bracket (70), leading to equations (71). Once the total free energy is specified (in the isothermal case), as in (72), the reversible evolution can be written down explicitly. The irreversible evolution is given by dissipation potential, e.g. the one in (80), and becomes explicit when the concrete formula for entropy (or total free energy in the isothermal case) is invoked. The final evolution equations are then the sum of the reversible and irreversible parts of the evolution

$$\frac{\partial \rho}{\partial t} + \operatorname{div}(\rho \mathbf{v}) = 0, \quad (82a)$$

$$\frac{\partial \mathbf{m}}{\partial t} + \operatorname{div}(\mathbf{m} \otimes \mathbf{v}) = \operatorname{div}(-p_{th} \mathbb{I} + 2\mu \mathbb{D} + \mathbb{T}_{\text{el}}), \quad (82b)$$

$$\frac{\partial \mathbb{A}}{\partial t} + [\nabla \mathbb{A}] \mathbf{v} = -\mathbb{A} \mathbb{L} + \Lambda \mathbb{A} \mathbb{T}_{\text{el}}, \quad (82c)$$

$$\frac{\partial \mathbf{n}}{\partial t} + [\nabla \mathbf{n}] \mathbf{v} = \mathbb{L} \mathbf{n} - \Lambda \mathbb{T}_{\text{el}} \mathbf{n}, \quad (82d)$$

$$\mathbb{T}_{\text{el}} = -\rho \mathbb{A}^\top \frac{\partial \psi}{\partial \mathbb{A}} + \rho \frac{\partial \psi}{\partial \mathbf{n}} \otimes \mathbf{n}. \quad (82e)$$

Using the convective time derivative and $\mathbb{F}_\kappa := \mathbb{A}^{-1}$ instead of the distortion, they can be rewritten to

$$\dot{\rho} = -\rho \operatorname{div} \mathbf{v}, \quad (83a)$$

$$\rho \dot{\mathbf{m}} = \operatorname{div}(-p_{th} \mathbb{I} + 2\mu \mathbb{D} + \mathbb{T}_{\text{el}}), \quad (83b)$$

$$\dot{\mathbb{F}}_\kappa = \mathbb{L} \mathbb{F}_\kappa - \Lambda \mathbb{T}_{\text{el}} \mathbb{F}_\kappa, \quad (83c)$$

$$\dot{\mathbf{n}} = \mathbb{L} \mathbf{n} - \Lambda \mathbb{T}_{\text{el}} \mathbf{n}, \quad (83d)$$

$$\mathbb{T}_{\text{el}} = \rho \frac{\partial \psi}{\partial \mathbb{F}_\kappa} \mathbb{F}_\kappa^\top + \rho \frac{\partial \psi}{\partial \mathbf{n}} \otimes \mathbf{n}, \quad (83e)$$

and in terms of the left Cauchy-Green tensor $\mathbb{B} := \mathbb{A}^{-1}\mathbb{A}^{-\top} = \mathbb{F}_\kappa \mathbb{F}_\kappa^\top$ the equations (83c) and (83e) become

$$\begin{aligned}\dot{\mathbb{B}}_\kappa &= \mathbb{L}\mathbb{B}_\kappa + \mathbb{B}_\kappa\mathbb{L}^\top - \Lambda\mathbb{T}_{\text{el}}\mathbb{B}_\kappa - \Lambda\mathbb{B}_\kappa\mathbb{T}_{\text{el}}, \\ \mathbb{T}_{\text{el}} &= 2\rho\frac{\partial\psi}{\partial\mathbb{B}_\kappa}\mathbb{B}_\kappa + \rho\frac{\partial\psi}{\partial\mathbf{n}}\otimes\mathbf{n},\end{aligned}$$

where we can easily recognize the upper-convective derivative in the equation for \mathbb{B} . If we use the concrete energy (49), now written in terms of \mathbb{B}_κ as

$$\psi_{\text{el}}(T, \mathbb{B}_\kappa) = \frac{G(T)}{2}(\text{Tr } \mathbb{B}_\kappa - 3) - k_B T \ln \det(\mathbb{B}_\kappa) + \frac{H(T)}{2} \left(\frac{|\mathbf{n}|^2}{L^2(T)} - 1 \right) - k_B T \ln \frac{|\mathbf{n}|^2}{L^2(T)},$$

we recover an anisotropic modification of a variant of the compressible Giesekus model from the previous section

$$\dot{\rho} = -\rho \text{div } \mathbf{v}, \quad (85a)$$

$$\rho \dot{\mathbf{v}} = \text{div} (-p_{th}\mathbb{I} + 2\mu\mathbb{D} + \mathbb{T}_{\text{el}}), \quad (85b)$$

$$\dot{\mathbb{B}}_\kappa = \mathbb{L}\mathbb{B}_\kappa + \mathbb{B}_\kappa\mathbb{L}^\top - \Lambda\mathbb{T}_{\text{el}}\mathbb{B}_\kappa - \Lambda\mathbb{B}_\kappa\mathbb{T}_{\text{el}}, \quad (85c)$$

$$\mathbb{T}_{\text{el}} = \rho G(T) \left(\mathbb{B}_\kappa - \frac{2k_B T}{G(T)} \mathbb{I} \right) + \rho H(T) \left(\frac{|\mathbf{n}|^2}{L^2(T)} - \frac{2k_B T}{H(T)} \right) \frac{\mathbf{n} \otimes \mathbf{n}}{|\mathbf{n}|^2}. \quad (85d)$$

These equations describe evolution of the state variables in the isothermal regime and are the very same as the equations obtained within RS in (65)

Remark. An anisotropic modification of the Oldroyd-B model would be given by

$$\begin{aligned}\Xi(\mathbb{A}, \mathbf{n}, \mathbf{m}^*, \mathbb{A}^*, \mathbf{n}^*) &= T \int_{\mathbb{R}^3} \left(\mu |(\nabla \mathbf{m}^*)_{\text{sym}}|^2 + \frac{\Lambda}{2} \left| -\mathbb{A}^\top \mathbb{A}^* \mathbb{A}^\top + \mathbf{n}^* \otimes \mathbb{A} \mathbf{n} \right|^2 \right) d\mathbf{x} \\ &= T \int_{\mathbb{R}^3} \left(\mu |\mathbb{D}|^2 + \frac{\Lambda}{2} \left| -\rho \mathbb{A}^\top \frac{\partial\psi}{\partial\mathbb{A}} \mathbb{A}^\top + \rho \frac{\partial\psi}{\partial\mathbf{n}} \otimes \mathbb{A} \mathbf{n} \right|^2 \right) d\mathbf{x} \\ \Xi(\mathbb{F}_\kappa, \mathbf{n}, \mathbf{m}^*, \mathbb{F}_\kappa^*, \mathbf{n}^*) &= T \int_{\mathbb{R}^3} \left(\mu |(\nabla \mathbf{m}^*)_{\text{sym}}|^2 + \frac{\Lambda}{2} \left| \mathbb{F}_\kappa^* + \mathbf{n}^* \otimes \mathbb{F}_\kappa^{-1} \mathbf{n} \right|^2 \right) d\mathbf{x} \\ &= T \int_{\mathbb{R}^3} \left(\mu |\mathbb{D}|^2 + \frac{\Lambda}{2} \left| \rho \frac{\partial\psi}{\partial\mathbb{F}_\kappa} + \rho \frac{\partial\psi}{\partial\mathbf{n}} \otimes \mathbb{F}_\kappa^{-1} \mathbf{n} \right|^2 \right) d\mathbf{x},\end{aligned}$$

i.e. again by changing the stress measure. Dropping the viscous part would yield an anisotropic modification of the Maxwell model. Additional anisotropic viscosity may be achieved by adding $2\nu \frac{(\mathbb{D}\mathbf{n} \cdot \mathbf{n})^2}{|\mathbf{n}|^4}$.

4 Conclusion

In this work we have recalled the framework of Rajagopal-Srinivasa (RS) framework of natural configurations and the GENERIC framework. Both frameworks are introduced and demonstrated on a variant of the isotropic isothermal Giesekus model, where they are compatible. In other words, we provide a new interpretation of the natural configuration and its evolution within the context of GENERIC. Conversely, RS provides an alternative interpretation of the GENERIC equations involving the state variables $(\rho, \mathbf{m}, \mathbb{F}_\kappa)$. Both the frameworks are subsequently used to derive an anisotropic model of complex fluids. The dissipation can be chosen so that both the frameworks again coincide. We conclude that RS is compatible with GENERIC.

When studying the two frameworks, we refined the formulation of anisotropic behavior within RS, exposing a clearer derivation than available in the literature. We have also extended the derivation of the Eulerian Poisson brackets from the Lagrangian bracket to include the vector field \mathbf{n} describing anisotropy. Finally, we observed that the anisotropy in the natural configuration is preserved if and only if the dissipation potential is dependent on the elastic Cauchy stress in the sense of (81).

In summary, apart from showing that RS and GENERIC are compatible, we shed light on the construction of anisotropic continuum thermodynamic models in both frameworks.

Acknowledgment

We are indebted to Josef Málek for encouraging this line of research, for teaching us the RS framework, and for his generous support. P.P., .K.T., M.P. and M.Š. were supported by Charles University Research program No. UNCE/SCI/023. P.P., K.T., M.S. and M.Š. were supported by Czech Science Foundation, project no. 18-12719S. MS was supported by Grant Agency of Charles University, student project no. 282120.

References

- D. Balzani, P. Neff, J. Schröder, and G. A. Holzapfel. A polyconvex framework for soft biological tissues. adjustment to experimental data. *International Journal of Solids and Structures*, 43(20): 6052 – 6070, 2006.
- M. Barchiesi and A. DeSimone. Frank energy for nematic elastomers: a nonlinear model. *ESAIM Control Optim. Calc. Var.*, 21:372–377, 2015.
- M. Barchiesi, D. Henao, and C. Mora-Corral. Local invertibility in sobolev spaces with applications to nematic elastomers and magnetoelasticity. *Arch. Ration. Mech. Anal.*, 224:743–816, 2017.
- G.P. Beretta. Steepest entropy ascent model for far-nonequilibrium thermodynamics: Unified implementation of the maximum entropy production principle. *Phys. Rev. E*, 90:042113, Oct 2014. doi: 10.1103/PhysRevE.90.042113. URL <http://link.aps.org/doi/10.1103/PhysRevE.90.042113>.
- A. Berezovski and P. Ván. *Internal Variables in Thermoelasticity*. Solid Mechanics and Its Applications. Springer International Publishing, 2017. ISBN 9783319569345.
- A.N. Beris and B.J. Edwards. *Thermodynamics of Flowing Systems*. Oxford Univ. Press, Oxford, UK, 1994.
- H.B. Callen. *Thermodynamics: an introduction to the physical theories of equilibrium thermostatics and irreversible thermodynamics*. Wiley, 1960. URL <http://books.google.cz/books?id=mf5QAAAAAAJ>.
- S.R. de Groot and P. Mazur. *Non-equilibrium Thermodynamics*. Dover Publications, New York, 1984.
- M. Dumbser, I. Peshkov, E. Romenski, and O. Zanotti. High order adier schemes for a unified first order hyperbolic formulation of continuum mechanics: Viscous heat-conducting fluids and elastic solids. *Journal of Computational Physics*, 314:824–862, 2016.
- Brian J. Edwards and Antony N. Beris. Rotational motion and poisson bracket structures in rigid particle systems and anisotropic fluid theory. *Open Systems & Information Dynamics*, 5(4):333–368, 1998.
- J.L. Ericksen. Anisotropic fluids. *Archive for Rational Mechanics and Analysis*, 4(1):231, 1959.
- M. Fecko. *Differential Geometry and Lie Groups for Physicists*. Cambridge University Press, 2006. ISBN 9781139458030.
- Tamás Fülöp and Péter Ván. Kinematic quantities of finite elastic and plastic deformation. *Mathematical Methods in the Applied Sciences*, 35(15):1825–1841, 2012. doi: 10.1002/mma.2558. URL <https://onlinelibrary.wiley.com/doi/abs/10.1002/mma.2558>.
- H. Giesekus. A simple constitutive equation for polymer fluids based on the concept of deformation-dependent tensorial mobility. *J. Non-Newton. Fluid Mech.*, 11(1–2):69–109, 1982.
- V.L. Ginzburg and L.D. Landau. On the theory of superconductivity. *Zhur. Eksp. Theor. Fiz.*, 20: 1064–1082, 1950.

- S.K. Godunov and E.I. Romenskii. *Elements of continuum mechanics and conservation laws*. Kluwer Academic/Plenum Publishers, 2003.
- S.K. Godunov and E. Romensky. *Computational Fluid Dynamics Review*, chapter Thermodynamics, conservation laws and symmetric forms of differential equations in mechanics of continuous media, pages 19–31. Wiley: New York, NY, USA, 1995.
- H. Goldstein. *Classical Mechanics*. Addison-Wesley, 2nd edition, 1980.
- M. Grmela. Why GENERIC? *Journal of non-newtonian fluid mechanics*, 165(17-18, SI):980–986, SEP 2010. ISSN 0377-0257. doi: {10.1016/j.jnnfm.2010.01.018}.
- M. Grmela. Generic guide to the multiscale dynamics and thermodynamics. *Journal of Physics Communications*, 2(032001), 2018.
- M. Grmela and P.J. Carreau. Conformation tensor rheological models. *Journal of Non-Newtonian Fluid Mechanics*, 23(Supplement C):271 – 294, 1987. ISSN 0377-0257. doi: [https://doi.org/10.1016/0377-0257\(87\)80022-8](https://doi.org/10.1016/0377-0257(87)80022-8). URL <http://www.sciencedirect.com/science/article/pii/0377025787800228>.
- M. Grmela and H.C. Öttinger. Dynamics and thermodynamics of complex fluids. i. development of a general formalism. *Phys. Rev. E*, 56:6620–6632, Dec 1997. doi: 10.1103/PhysRevE.56.6620. URL <http://link.aps.org/doi/10.1103/PhysRevE.56.6620>.
- M.E. Gurtin, E. Fried, and L. Anand. *The Mechanics and Thermodynamics of Continua*. Cambridge University Press, 2010.
- I. Gyarmati. *Non-equilibrium thermodynamics: Field theory and variational principles*. Engineering science library. Springer, 1970.
- M. Itskov and N. Aksel. A class of orthotropic and transversely isotropic hyperelastic constitutive models based on a polyconvex strain energy function. *International Journal of Solids and Structures*, 41(14):3833 – 3848, 2004.
- H. Jackson. *A Unified Framework for Simulating Impact-Induced Detonation of a Combustible Material in an Elasto-Plastic Confiner*. PhD thesis, University of Cambridge, 2018.
- A. Janečka and M. Pavelka. Gradient dynamics and entropy production maximization. *Journal of Non-equilibrium Thermodynamics*, 43(1):1–19, 2018a.
- A. Janečka and M. Pavelka. Non-convex dissipation potentials in multiscale non-equilibrium thermodynamics. *Continuum Mechanics and Thermodynamics*, 30(4):917–941, 2018b.
- D. Jou, J. Casas-Vázquez, and G. Lebon. *Extended Irreversible Thermodynamics*. Springer-Verlag, New York, 4th edition, 2010. ISBN 978-90-481-3073-3.
- Václav Klika, Michal Pavelka, Petr Vágner, and Miroslav Grmela. Dynamic maximum entropy reduction. *Entropy*, 21(715), 2019. doi: doi:10.3390/e21070715.
- J. Kratochvíl, J. Málek, and P. Minakowski. A gibbs-potential-based framework for ideal plasticity of crystalline solids treated as a material flow through an adjustable crystal lattice space and its application to three-dimensional micropillar compression. *International Journal of Plasticity*, 87: 114 – 129, 2016.
- V. V. Lokhin and L. I. Sedov. Nonlinear tensor functions of several tensor arguments. *Prikl. Mat. Mekh.*, 3:393–417, 1963.
- J. Málek and V. Průša. Derivation of equations for continuum mechanics and thermodynamics of fluids. In Y. Giga and A. Novotný, editors, *Handbook of Mathematical Analysis in Mechanics of Viscous Fluids*. Springer, 2016. Submitted.

- J. Málek, K.R. Rajagopal, and K. Tůma. On a variant of the Maxwell and Oldroyd-B models within the context of a thermodynamic basis. *J. Non. Linear. Mech.*, 76:42–47, 2015.
- J. Málek, K.R. Rajagopal, and K. Tůma. Derivation of the variants of the Burgers model using a thermodynamic approach and appealing to the concept of evolving natural configurations. *Fluids*, 3(4):1–18, 2018.
- A. Mielke. Formulation of thermoelastic dissipative material behavior using GENERIC. *Continuum Mechanics and Thermodynamics*, 23(3):233–256, MAY 2011. ISSN 0935-1175. doi: {10.1007/s00161-010-0179-0}.
- A. Mielke and T. Roubíček. *Rate-Independent Systems: Theory and Application*. Applied Mathematical Sciences. Springer New York, 2015. ISBN 9781493927067. URL <https://books.google.cz/books?id=RN3HCgAAQBAJ>.
- A. Mielke, M. A. Peletier, and D. R. M. Renger. On the relation between gradient flows and the large-deviation principle, with applications to Markov chains and diffusion. *Potential Analysis*, 41(4):1293–1327, 2014. doi: 10.1007/s11118-014-9418-5.
- A. Mielke, D.R.M. Renger, and M.A. Peletier. A generalization of Onsager’s reciprocity relations to gradient flows with nonlinear mobility. *Journal of Non-equilibrium Thermodynamics*, 41(2), 2016.
- P. J. Morrison. Hamiltonian description of the ideal fluid. *Rev. Mod. Phys.*, 70:467–521, 1998.
- P.J. Morrison. Bracket formulation for irreversible classical fields. *Phys. Lett. A*, 100:423, 1984.
- I. Müller. *Thermodynamics*. Interaction of Mechanics and Mathematics Series. Pitman, 1985. ISBN 9780273085775.
- I. Müller and T. Ruggeri. *Rational extended thermodynamics*. Springer tracts in natural philosophy. Springer, 1998. ISBN 9780387983738.
- J. Málek and V. Průša. *Derivation of Equations for Continuum Mechanics and Thermodynamics of Fluids*, pages 1–70. Springer International Publishing, Cham, 2016.
- P. Neff. Construction of polyconvex, anisotropic free-energy functions. volume 2, pages 172 – 173, 03 2003.
- R.W. Ogden. *Non-linear Elastic Deformations*. Dover Civil and Mechanical Engineering Series. Dover Publications, 1997. ISBN 9780486696485. URL <http://books.google.cz/books?id=gPUMmyYdNIgC>.
- H.C. Öttinger. *Beyond Equilibrium Thermodynamics*. Wiley, 2005. ISBN 9780471727910.
- H.C. Öttinger and M. Grmela. Dynamics and thermodynamics of complex fluids. ii. illustrations of a general formalism. *Phys. Rev. E*, 56:6633–6655, Dec 1997. doi: 10.1103/PhysRevE.56.6633.
- F. Otto. The geometry of dissipative evolution equations: the porous medium equation. *Communications in Partial Differential Equations*, 26(1-2):101–174, 2001. doi: 10.1081/PDE-100002243.
- M. Pavelka, V. Klika, and M. Grmela. Time reversal in nonequilibrium thermodynamics. *Phys. Rev. E*, 90(062131), 2014.
- M. Pavelka, V. Klika, and M. Grmela. *Multiscale Thermodynamics, Introduction to GENERIC*. De Gruyter, 2018a.
- M. Pavelka, V. Klika, and M. Grmela. *Multiscale Thermo-Dynamics*. de Gruyter (Berlin), 2018b.
- M. Pavelka, V. Klika, and M. Grmela. Generalization of the dynamical lack-of-fit reduction. *Journal of Statistical Physics*, Accepted, 2020a.

- M. Pavelka, I. Peshkov, and V. Klika. On Hamiltonian continuum mechanics. *Physica D: Nonlinear phenomena*, 408(132510), 2020b.
- I. Peshkov, E. Romenski, and M. Dumbser. A unified hyperbolic formulation for viscous fluids and elastoplastic solids. *arXiv:1705.02151 [physics.flu-dyn]*, 2017.
- I. Peshkov, M. Pavelka, E. Romenski, and M. Grmela. Continuum mechanics and thermodynamics in the Hamilton and the Godunov-type formulations. *Continuum Mechanics and Thermodynamics*, 30(6):1343–1378, 2018.
- M. Rajabian, Ch. Dubois, and M. Grmela. Suspensions of semiflexible fibers in polymeric fluids: Rheology and thermodynamics. *Rheologica Acta*, 44(5):521–535, Jul 2005.
- K.R. Rajagopal and A.R. Srinivasa. A thermodynamic frame work for rate type fluid models. *Journal of Non-Newtonian Fluid Mechanics*, 88(3):207 – 227, 2000.
- K.R. Rajagopal and A.R. Srinivasa. Modeling anisotropic fluids within the framework of bodies with multiple natural configurations. *Journal of Non-Newtonian Fluid Mechanics*, 99(2):109 – 124, 2001.
- G. C. Sarti and G. Marrucci. Thermomechanics of dilute polymer solutions: Multiple bead-spring model. *Chem. Eng. Sci.*, 28:1053–1059, 1973.
- J. Schröder and P. Neff. *On the Construction of Polyconvex Anisotropic Free Energy Functions*, volume 108. Springer, Dordrecht, 2003.
- J. Schröder and P. Neff. *Polyconvex anisotropic hyperelastic energies*. Springer, Dordrecht, 2006.
- J.C. Simo, J.E. Marsden, and P.S. Krishnaprasad. The hamiltonian structure of nonlinear elasticity: The material and convective representations of solids, rods, and plates. *Archive for Rational Mechanics and Analysis*, 104(2):125–183, 1988.
- M. Sýkora. Hamiltonian and thermodynamic theory of solids and fluids, 2019.
- C. Truesdell. *Rational thermodynamics: a course of lectures on selected topics*. McGraw-Hill series in modern applied mathematics. McGraw-Hill, 1969.
- J.M. Zhang and J. Rychlewski. Structural tensors for anisotropic solids. *Arch. Mech.*, 42(3):267 – 277, 1990.

A Derivation of the entropy for polymeric dumbbells

Let us now recall how to derive the formula for entropy of a fluid with immersed polymeric dumbbells. The derivation is analogical to Sarti and Marrucci (1973), but explicitly involves the principle of maximum entropy (MaxEnt), see more in Pavelka et al. (2018b). Consider the two-particle Liouville entropy,

$$S^{(L2)} = -k_B \int \int \int \int f(\mathbf{r}_1, \mathbf{p}_1, \mathbf{r}_2, \mathbf{p}_2) \ln \left(h^6 f(\mathbf{r}_1, \mathbf{p}_1, \mathbf{r}_2, \mathbf{p}_2) \right) d\mathbf{r}_1 d\mathbf{p}_1 d\mathbf{r}_2 d\mathbf{p}_2, \quad (86)$$

where $\mathbf{r}_1, \mathbf{p}_1, \mathbf{r}_2, \mathbf{p}_2$ are the positions and momenta of the two beads at the ends of the dumbbells. This entropy can be maximized keeping the constraints

$$n(\mathbf{r}) = \int \int \int f(\mathbf{r}, \mathbf{R}, \mathbf{p}_1, \mathbf{p}_2) d\mathbf{R} d\mathbf{p}_1 d\mathbf{p}_2 \quad (87a)$$

$$c^{ij}(\mathbf{r}) = \int \int \int R^i R^j f(\mathbf{r}, \mathbf{R}, \mathbf{p}_1, \mathbf{p}_2) d\mathbf{R} d\mathbf{p}_1 d\mathbf{p}_2 \quad (87b)$$

$$\epsilon(\mathbf{r}) = \int \int \int \left(\frac{\mathbf{p}_1^2}{2m} + \frac{\mathbf{p}_2^2}{2m} \right) f(\mathbf{r}, \mathbf{R}, \mathbf{p}_1, \mathbf{p}_2) d\mathbf{R} d\mathbf{p}_1 d\mathbf{p}_2, \quad (87c)$$

where $\mathbf{r} = (\mathbf{r}_1 + \mathbf{r}_2)/2$, $\mathbf{R} = \mathbf{r}_2 - \mathbf{r}_1$ and m is the mass of each of the beads. Maximization of the entropy then reads

$$0 = \frac{\delta}{\delta f} \left(-S^{L2}(f) + \int \left(n^*(\mathbf{r})n(f) + c_{ij}^*(\mathbf{r})c^{ij}(f) + \epsilon^*(\mathbf{r})\epsilon(f) \right) d\mathbf{r} \right), \quad (88)$$

where the conjugate fields (with the star subscript) play the role of Lagrange multipliers. This equation has the solution

$$\tilde{f} = \frac{1}{h^6} e^{-1 - \frac{n^*}{k_B}} e^{-\frac{c_{ij}^* R^i R^j}{k_B}} e^{-\frac{\epsilon^*}{k_B} \left(\frac{\mathbf{p}_1^2}{2m} + \frac{\mathbf{p}_2^2}{2m} \right)}, \quad (89)$$

which is the MaxEnt estimate of the distribution function based on the knowledge of constraints (87). Entropy

$$S^*(n^*, \mathbf{c}^*, \epsilon^*) = -S^{L2}(\tilde{f}(n^*, \mathbf{c}^*, \epsilon^*)) + \int \left(n^*(\mathbf{r})n(\tilde{f}) + c_{ij}^*(\mathbf{r})c^{ij}(\tilde{f}) + \epsilon^*(\mathbf{r})\epsilon(\tilde{f}) \right) d\mathbf{r} \quad (90)$$

is the conjugate entropy on the level of description where n , \mathbf{c} and ϵ play the role of state variables.

In order to get the entropy in terms of the state variables (not the conjugate ones), we have to carry out a further Legendre transformation,

$$\frac{\delta}{\delta n^*, \mathbf{c}^*, \epsilon^*} \left(-S^*(n^*, \mathbf{c}^*, \epsilon^*) + \int \left(n^*(\mathbf{r})n(\mathbf{r}) + c_{ij}^*(\mathbf{r})c^{ij}(\mathbf{r}) + \epsilon^*(\mathbf{r})\epsilon(\mathbf{r}) \right) d\mathbf{r} \right) = 0, \quad (91)$$

$$S(n, \mathbf{c}, \epsilon) = -S^*(n^*, \mathbf{c}^*, \epsilon^*) + \int \left(n^*(\mathbf{r})n(\mathbf{r}) + c_{ij}^*(\mathbf{r})c^{ij}(\mathbf{r}) + \epsilon^*(\mathbf{r})\epsilon(\mathbf{r}) \right) d\mathbf{r}. \quad (92)$$

In order to solve the equation, we change the coordinates \mathbf{R} to $\hat{\mathbf{R}}$ for which $c_{ij}^* = \frac{\partial \hat{R}^k}{\partial R^i} \frac{\partial \hat{R}^l}{\partial R^j} \text{diag}(\sigma_1, \sigma_2, \sigma_3)_{kl}$ and $R^i = \frac{\partial \hat{R}^i}{\partial \hat{R}^k} \hat{R}^k$ because then the expression $c_{ij}^* R^i R^j$ splits the sum of three terms, each dependent only on one component of $\hat{\mathbf{R}}$. The solution to the equation (91) then reads

$$n(\mathbf{r}) = \frac{1}{h^6} e^{-1 - \frac{n^*}{k_B}} \left(\frac{2\pi m k_B}{\epsilon^*} \right)^3 \det \mathbf{Q} \frac{(\pi k_B)^{3/2}}{\sqrt{\sigma_1 \sigma_2 \sigma_3}} \quad (93a)$$

$$\epsilon(\mathbf{r}) = 3k_B \frac{n}{\epsilon^*} \quad (93b)$$

$$c^{ij}(\mathbf{r}) = \frac{1}{2} n k_B \left((\mathbf{c}^*)^{-1} \right)^{ij} \quad (93c)$$

where $Q_j^i = \frac{\partial R^i}{\partial \hat{R}^j}$. Entropy (92) then becomes

$$S(n, \mathbf{c}, \epsilon) = k_B \int n \left(\frac{9}{2} - \ln n + 3 \ln \frac{2\pi^{3/2} m \epsilon \sqrt{k_B}}{3n h^2} - \frac{3}{2} \ln \frac{n k_B}{2} + \ln \det \mathbf{c} \right) d\mathbf{r}. \quad (94)$$

The dependence of entropy on the $\ln \det \mathbf{c}$ term can be thus determined by means of statistical physics. Helmholtz free energy is then constructed as $F = E - TS$ and this is how it inherits the term as well (although with the temperature prefactor).

B Details on the derivation of Poisson bracket (70)

Having in mind the procedure from Pavelka et al. (2020b), we can proceed with rewriting of the Poisson bracket

$$\{B, C\}^{\text{Lagrange}} = \int_{\mathbb{R}^3} \left(\frac{\delta B}{\delta y^k(\mathbf{X})} \frac{\delta C}{\delta M_k(\mathbf{X})} - \frac{\delta C}{\delta y^k(\mathbf{X})} \frac{\delta B}{\delta M_k(\mathbf{X})} \right) d\mathbf{X}.$$

Again by (Pavelka et al., 2020b, App. B) we have

$$\frac{\delta G}{\delta M_k(\mathbf{X})} = \frac{\delta G}{\delta m_k(\mathbf{x})} \Big|_{\mathbf{x}=\mathbf{y}^{-1}(\mathbf{x})}, \quad (95)$$

while by the chain rule

$$\frac{\delta F}{\delta y^k(\mathbf{X})} = \int_{\mathbb{R}^3} \frac{\delta F}{\delta n^i(\mathbf{x})} \frac{\delta n^i(\mathbf{x})}{\delta y^k(\mathbf{X})} d\mathbf{x} + \dots \quad (96)$$

Here we intentionally dropped the derivatives of F with respect to the fields $(\rho, \mathbf{m}, s, \mathbb{A})$. Putting (95), (96) and (69) together we obtain⁶

$$\begin{aligned} & \int_{\mathbb{R}^3} \frac{\delta F}{\delta y^k(\mathbf{X})} \frac{\delta G}{\delta M_k(\mathbf{X})} d\mathbf{X} \\ &= \int_{\mathbb{R}^3} \int_{\mathbb{R}^3} \frac{\delta F}{\delta n^i(\mathbf{x})} \left(-\frac{\partial \delta}{\partial X^I}(\mathbf{X} - \mathbf{y}^{-1}(\mathbf{x})) \delta_k^i N^I(\mathbf{x}) - \frac{\partial n^i}{\partial x^k}(\mathbf{x}) \delta(\mathbf{X} - \mathbf{y}^{-1}(\mathbf{x})) \right) \frac{\delta G}{\delta m_k(\mathbf{x})} \Big|_{\mathbf{X}=\mathbf{y}^{-1}(\mathbf{x})} d\mathbf{x} d\mathbf{X} \\ &= - \int_{\mathbb{R}^3} \frac{\delta F}{\delta n^i(\mathbf{x})} N^I(\mathbf{x}) \int_{\mathbb{R}^3} \frac{\partial \delta}{\partial X^I}(\mathbf{X} - \mathbf{y}^{-1}(\mathbf{x})) \frac{\delta G}{\delta m_i(\mathbf{x})} \Big|_{\mathbf{X}=\mathbf{y}^{-1}(\mathbf{x})} d\mathbf{X} d\mathbf{x} - \int_{\mathbb{R}^3} \frac{\partial n^i}{\partial x^k}(\mathbf{x}) \frac{\delta F}{\delta n^i(\mathbf{x})} \frac{\delta G}{\delta m_k(\mathbf{x})} d\mathbf{x} \\ &= \int_{\mathbb{R}^3} \frac{\delta F}{\delta n^i(\mathbf{x})} N^I(\mathbf{x}) \frac{\partial}{\partial X^I} \frac{\delta G}{\delta m_i(\mathbf{x})} d\mathbf{x} - \int_{\mathbb{R}^3} \frac{\partial n^i}{\partial x^k}(\mathbf{x}) \frac{\delta F}{\delta n^i(\mathbf{x})} \frac{\delta G}{\delta m_k(\mathbf{x})} d\mathbf{x} \\ &= \int_{\mathbb{R}^3} \frac{\delta F}{\delta n^i(\mathbf{x})} \frac{\partial x^j}{\partial X^I} N^I(\mathbf{x}) \frac{\partial}{\partial x^j} \frac{\delta G}{\delta m_i(\mathbf{x})} d\mathbf{x} - \int_{\mathbb{R}^3} \frac{\partial n^i}{\partial x^k}(\mathbf{x}) \frac{\delta F}{\delta n^i(\mathbf{x})} \frac{\delta G}{\delta m_k(\mathbf{x})} d\mathbf{x} \\ &= \int_{\mathbb{R}^3} n^j(\mathbf{x}) \frac{\delta F}{\delta n^i(\mathbf{x})} \frac{\partial}{\partial x^j} \frac{\delta G}{\delta m_i(\mathbf{x})} d\mathbf{x} - \int_{\mathbb{R}^3} \frac{\partial n^i}{\partial x^k}(\mathbf{x}) \frac{\delta F}{\delta n^i(\mathbf{x})} \frac{\delta G}{\delta m_k(\mathbf{x})} d\mathbf{x}. \end{aligned}$$

Since the right-hand side depends solely on the new state variables, the projection was successful. By renaming the indices, we can now write down bracket (70).

⁶In the sense of Morrison (1998), the integration represents a duality, the derivative of one field with respect to other an operator from one tangent space to another, and the Fubini theorem to an adjoint operation in the scalar product.