

# Mirror energy differences in $T = 1/2$ $f_{7/2}$ -shell nuclei within isospin-dependent DFT

P. Bączyk<sup>1</sup> and W. Satuła<sup>1</sup>

<sup>1</sup>*Institute of Theoretical Physics, Faculty of Physics,  
University of Warsaw, ul. Pasteura 5, PL-02-093 Warsaw, Poland*

(Dated: June 25, 2022)

**Background:** Small asymmetry between neutrons and protons, caused by the differences in masses and charges of the up and down constituent quarks leads to the isospin symmetry breaking. The isospin non-conservation affects broad range of observables from superallowed Fermi weak interaction to isospin-forbidden electromagnetic rates. Its most profound and cleanest manifestation are systematic shifts in masses and excitation energies of mirror atomic nuclei.

**Purpose:** Recently, we constructed the charge-dependent DFT that includes class II and III local interactions and demonstrated that the model allows for very accurate reproduction of Mirror and Triplet Displacement energies in a very broad range of masses. The aim of this work is to further test the charge-dependent functional by studying Mirror Energy Differences (MEDs) in function of angular momentum  $I$ .

**Methods:** To compute MEDs we use DFT-rooted no core configuration interaction model. This post mean-field method restores rotational symmetry and takes into account configuration mixing within a space that includes relevant (multi)particle-(multi)hole Slater determinants.

**Results:** We applied the model to  $f_{7/2}$ -shell mirror pairs of  $A=43, 45, 47$ , and  $49$  focusing on MEDs in low-spin part (below band crossing) what allowed us to limit the model space to seniority one and three (one broken pair) configurations.

**Conclusions:** We demonstrate that, for spins  $I \leq 15/2$  being subject of the present study, our model reproduces well experimental MEDs which vary strongly in function of  $I$  and  $A$ . The quality of model's predictions is comparable to the nuclear shell-model results by Bentley *et al.* Phys. Rev. C **92**, 024310 (2015).

PACS numbers: 21.10.Hw, 21.10.Pc, 21.60.Jz, 21.30.Fe, 23.40.Hc, 24.80.+y

## I. INTRODUCTION

Isospin symmetry breaking (ISB) in finite nuclei reflects a subtle balance between the isospin symmetry violating long-range electrostatic interaction that polarizes the entire nucleus and the short-range strong force which, predominantly, preserves the isospin symmetry. These two scales are intertwined what causes that the accurate theoretical treatment of the ISB effects is a highly non-trivial task.

Mean-field or Single Reference Energy Density Functional (SR-EDF) based methods are essentially the only techniques that allow to treat the long-range polarization effects properly, in a fully self-consistent fashion, over the entire nuclear chart. Moreover, since these methods use effective short-range interactions that are constructed using low- $q$  expansion they allow for systematic inclusion of the isoscalar as well as the ISB short-range forces on the same footing. The later components are indispensable not only in reproducing Mirror (MDEs) and Triplet (TDEs) Displacement Energies, the primary isovector and isotensor observables, see [1–4], but also in calculating properties of isobaric analog states (IAS) in heavy nuclei like  $^{208}\text{Pb}$  or  $^{208}\text{Bi}$  [5, 6].

Recently, we developed SR-DFT that includes, apart of the Coulomb interaction, the generalized Skyrme force consisting standard isoscalar Skyrme part, the leading-order (LO) zero-range [3] and next-to-leading order (NLO) gradient interactions [4] of class II and III in the Henley and Miller classification [7, 8]. These forces intro-

duce charge-independence (CIB) and charge-symmetry breaking (CSB) short-range effects, respectively. With these terms we were able to reproduce very accurately almost all, except of the very few lightest  $A < 6$  cases, existing data on MDEs and TDEs [3, 4]. In Ref. [4] we have also provided the arguments that the newly introduced ISB terms model strong-force-related effects of CIB and CSB rather than the beyond-mean-field electromagnetic corrections. The aim of this work is to test the consistency of our generalized charge-dependent EDF in the CSB channel by computing Mirror Energy Differences (MEDs) in rotational bands of  $A=43, 45, 47$ , and  $49$   $T=1/2$  mirror nuclei at low-spins. The MEDs are defined as follows:

$$\text{MED}(I) = \Delta E_{I,T,-T_z} - \Delta E_{I,T,T_z} \quad (1)$$

where  $\Delta E_{I,T,\pm T_z}$  is the excitation energy of a state of given spin  $I$  and isospin  $T$  in a nucleus with  $\pm T_z$ . The low-spin MEDs in these nuclei data vary strongly with  $A$  thus posing a challenging task for theory.

Until very recently, such calculations were reserved almost exclusively for the Nuclear Shell Model (NSM), a configuration-interaction (CI) approach involving strict laboratory-frame treatment of symmetries. The NSM prescription for MEDs was formulated in Ref. [9] and subsequently applied to  $sd$ - and  $fp$ -shell nuclei in Refs. [10–13] and references quoted therein. Mirror and Triplet Energy Differences for  $A = 70$  were also investigated in beyond-mean-field VAMPIR code [14]. Recently, such calculations became also within a reach of symmetry-

projected multi-reference DFT (MR-DFT) and its No-Core Configuration-Interaction (DFT-NCCI) extension, see [15] and references quoted therein. Our group has developed a DFT-NCCI variant involving unpaired Skyrme functional and a unique combination of angular-momentum and isospin projections and applied it to calculate the spectra and beta-decay rates in  $N \approx Z$  nuclei [16–18]. Recently, we have incorporated into the DFT-NCCI framework the CSB contact terms [19] and applied it to calculate the ISB corrections to the Fermi matrix elements in  $sd$ -shell  $T=1/2$  mirror nuclei. In the subsequent work [20] we performed a seminal calculation of MEDs in the heaviest mirror pair measured so far  $^{79}\text{Zr}/^{79}\text{Y}$ . The results obtained so far are very promising. In particular, they indicate that relatively limited number of configurations is needed to obtain good description of low-energy, low-spin physics in complex nuclei.

This paper is organized as follows. In Sec. II we briefly overview the charge-dependent DFT-NCCI model paying special attention to the concept of configuration and model spaces. In Sec. III we discuss in detail the results obtained for  $A=43, 45, 47$ , and  $49$  mirror doublets. Summary and conclusions are presented in Sec. IV.

## II. THE DFT-NCCI MODEL

The DFT-NCCI is a post Hartree-Fock(-Bogoliubov) framework which mixes many-body states projected from deformed independent particle-hole or (quasi)particle configurations. As already mentioned, our group has developed the DFT-NCCI variant based on unpaired Skyrme functional and a combination of the angular-momentum and isospin projections. Smallness of isospin mixing [21] allows us to assume that the rigorous treatment of isospin, which is critical for isospin-breaking corrections to superallowed beta decays [22], should have rather minor influence on the calculated spectra and MEDs. Hence, in order to facilitate calculations, we decided to use here a variant involving only angular-momentum projection.

The method proceeds as follows. Firstly, we construct *configuration space* by computing self-consistently a set of physically relevant (multi)particle-(multi)hole Hartree-Fock Slater determinants  $\{|\varphi_j\rangle\}_{j=1}^{N_{\text{conf}}}$ . In the next step, we build a *model space* which is composed of good angular-momentum states projected from the mean-field configurations  $\{|\varphi_j\rangle\}_{j=1}^{N_{\text{conf}}}$ :

$$|\varphi_j; IM; T_z\rangle^{(i)} = \frac{1}{\sqrt{\mathcal{N}_{\varphi_j; IM; T_z}^{(i)}}} \sum_K a_K^{(i)} \hat{P}_{MK}^I |\varphi_j\rangle, \quad (2)$$

where  $K$  stands for a projection of angular momentum onto intrinsic  $z$ -axis while

$$\hat{P}_{MK}^I = \frac{2I+1}{8\pi^2} \int d\Omega D_{MK}^{I*}(\Omega) e^{-i\gamma\hat{J}_z} e^{-i\beta\hat{J}_y} e^{-i\alpha\hat{J}_z} \quad (3)$$

is the standard angular-momentum projection operator. The index  $i$  enumerates different states of a given spin

$I$ ,  $\mathcal{N}_{\varphi_j; IM; T_z}^{(i)}$  is a normalization constant while  $D_{MK}^I(\Omega)$  is the Wigner function. The integration over the Euler angles  $\Omega = (\alpha, \beta, \gamma)$  is performed using the Gauss-Chebyshev (over  $\alpha$  and  $\gamma$ ) and Gauss-Legendre (over  $\beta$ ) quadratures with  $n_\alpha = n_\beta = n_\gamma = 40$  knots to assure precise integration over the Euler angles for all spin states considered in this work, see [23] for further details.

The angular-momentum projected states (2) are, in general, non-orthogonal to each other often leading to an overcomplete *model space*. Hence, in the final step, we perform configuration-interaction calculation by solving the Hill-Wheeler-Griffin equation [24]. In the mixing calculation we use the same Hamiltonian that was used to generate the configurations. In effect, we obtain a set of linearly independent DFT-NCCI eigenstates of the form of

$$|\psi_{\text{NCCI}}^{k; IM; T_z}\rangle = \frac{1}{\sqrt{\mathcal{N}_{IM; T_z}^{(k)}}} \sum_{ij} c_{ij}^{(k)} |\varphi_j; IM; T_z\rangle^{(i)}, \quad (4)$$

together with the corresponding energy spectrum. More details concerning our method can be found in Ref. [17].

The angular-momentum projection is handled by using the generalized Wick's theorem (GWT) which is the only technique that makes the method numerically tractable. It leads, however, to singular kernels once modern density-dependent Skyrme or Gogny forces are used for the beyond-mean-field part of the calculation. In spite of many efforts to regularize the singularities [25, 26] no satisfactory solution is found so far. Hence, at present, the theory can be safely carried on only for true interactions like the SLyMR0 [27] or SV<sub>T</sub> [26, 28] density-independent Skyrme pseudopotentials. In this work we shall use the SV<sub>T; NLO</sub><sup>ISB</sup> Skyrme pseudopotential augmented with class III CSB interaction (class II force is inactive in isospin doublets):

$$\hat{V}^{\text{III}}(i, j) = \left[ t_0^{\text{III}} \delta(\mathbf{r}_{ij}) + \frac{1}{2} t_1^{\text{III}} (\delta(\mathbf{r}_{ij}) \mathbf{k}^2 + \mathbf{k}'^2 \delta(\mathbf{r}_{ij})) + t_2^{\text{III}} \mathbf{k}' \delta(\mathbf{r}_{ij}) \mathbf{k} \right] \left( \hat{\tau}_3^{(i)} + \hat{\tau}_3^{(j)} \right), \quad (5)$$

where  $\mathbf{r}_{ij} = \mathbf{r}_i - \mathbf{r}_j$ ,  $\mathbf{k} = \frac{1}{2i} (\nabla_i - \nabla_j)$  and  $\mathbf{k}' = -\frac{1}{2i} (\nabla_i + \nabla_j)$  are the standard relative-momentum operators acting to the right and left, respectively. The three new low-energy coupling constants (LECs)  $t_0^{\text{III}} = 11 \pm 2 \text{ MeV fm}^3$ ,  $t_1^{\text{III}} = -14 \pm 4 \text{ MeV fm}^5$ , and  $t_2^{\text{III}} = -7.8 \pm 0.8 \text{ MeV fm}^5$  have been adjusted to all available data on MDEs for  $A \geq 6$  in Ref. [4]. In this sense our approach is free from adjustable parameters.

## III. MEDS IN THE LOWER $fp$ -SHELL MIRROR DOUBLET

At variance to NSM, the configuration and model spaces of our DFT-NCCI approach are not fixed. In practice, we build the configuration space step-by-step

by adding physically relevant low-lying (multi)particle-(multi)hole mean-field configurations which, in the present calculation, are self-consistent HF solutions conserving parity and signature symmetries. The basic strategy is to explore configurations built upon all relevant single-particle (s.p.) deformed Nilsson levels  $|Nn_z\Lambda K; r\rangle$  where  $r = \pm i$  is a quantum number associated with the signature-symmetry operator  $\hat{R}_y = e^{-i\pi\hat{J}_y}$ . In the lower  $f$ -shell nuclei the active Nilsson orbitals that determine physics of low-spin states are  $|330\ 1/2; \pm i\rangle$ ,  $|321\ 3/2; \pm i\rangle$ ,  $|312\ 5/2; \pm i\rangle$ , and  $|303\ 7/2; \pm i\rangle$  originating from spherical  $f_{7/2}$ -shell. Hence, in the following, we will explore configurations involving only these four orbitals with an exception of a single configuration in  $A=47$  doublet that would involve  $|321\ 1/2\rangle$  Nilsson orbital.

It turned out *a posteriori* that all the calculated configurations are axial. For mixing calculation we fix the orientation of the nucleus with its symmetry axis along the  $Oy$ -axis. This allows us to associate uniquely the s.p. level's signature quantum number  $r$  with its  $K$  quantum number (along the symmetry axis) through the relation  $r = e^{-i\pi K}$ . In turn, the active Nilsson levels can be uniquely labeled by providing  $K$  quantum number and, if needed, the isospin subscript  $\tau = \nu$  ( $\pi$ ) to differentiate between neutron (proton) levels, respectively. Note that  $K$  and  $-K$  (denoted below by  $\bar{K}$ ) Nilsson levels correspond to opposite signatures. Axial symmetry implies that the total angular-momentum projection onto the  $Oy$  axis of the intrinsic system,  $\Omega = \sum_i^{occup} K_i$ , is conserved. Moreover, the signature reversed configurations are equivalent.

The calculated excited configurations can be divided into three groups. The first group includes the simplest excited configurations which are  $p$ - $h$  seniority-one ( $\nu = 1$ ) excitations involving unpaired proton or neutron. The strategy used in this work is to include all such configurations within the active space. The second group involves selected  $nn/pp$  seniority-zero pairing excitations and  $np$ -pairing excitations coupled to  $\Omega = 0$  i.e.  $|K_\tau \bar{K}_{-\tau}\rangle$ . The third group involves (typically the four lowest) seniority-three ( $\nu = 3$ ) broken-pair configurations. Note, that configuration space constructed in this way neither includes multi-broken-pair configurations nor (near-)fully-aligned configurations which determine physics in the crossing region and nearby the terminating state, respectively, what restricts the present analysis to the low-spin data.

All calculations presented in this work were done using developing version of the HFODD solver [23, 29] equipped with the DFT-NCCI module and including CSB EDF in the projection module. In the calculations we use the basis composed of 12 spherical HO shells. In order to study a sensitivity of our results to the short-range NLO CSB interaction we shall perform two variants of the DFT-NCCI calculations, the full variant that includes both the Coulomb and short-range NLO CSB terms (termed DFT-NCCI-NLO) and the variant that includes the Coulomb interaction as the only source of ISB

(called DFT-NCCI-COU). In both variants the exchange term of the Coulomb interaction is treated exactly.

### A. MEDs in the $A=47$ mirror pair

We shall start the discussion somewhat unconventionally with the case of  $A = 47$  mirror pair. The reason is that this case was most thoroughly studied, with the largest number of 20 configurations included in the mixing calculation. In turn, it allows us to reason that our calculated MEDs are well converged at low-spins and draw conclusions concerning an impact of specific groups of configurations on the values of MEDs. These conclusions will be used in the remaining cases to constrain the configuration space.

TABLE I. (Color online) Configurations used in the DFT-NCCI calculations for  $A=47$ . Full dots denote pairwise occupied Nilsson states. Up (down) arrows denote singly occupied Nilsson states with positive (negative)  $K$  quantum numbers, respectively.

group	1				2							
config.	g.s.	$\nu = 1$				$nn/pp$		$np$ -pairing				
total $\Omega$	3/2	5/2	7/2	1/2	3/2	3/2	3/2	3/2	3/2	3/2	3/2	
303 7/2)			↑			●		↓	↑		↑	
312 5/2)		↑			●		↓	↑		↑	↓	
321 3/2)	↑	●		●	●	↑	↑	↑	↑	↑	↑	
330 1/2)	●	●	●	●	●	●	●	●	●	●	●	
config.	$\nu = 3$											
total $\Omega$	1/2	5/2	5/2	11/2	3/2	1/2	7/2	9/2	1/2	7/2	7/2	
321 1/2)											↑	
303 7/2)										↑		
312 5/2)		↓	↑	↑	↑	↑	↑	↑				
321 3/2)	↑	↑	↓	↑	↑	↓	●	●	↑	↓	↑	
330 1/2)	●	●	●	●	●	↓	●	●	●	●	●	

The configuration space for  $A = 47$  mirror pair is schematically depicted in Table I. It includes the ground-state (GS) and 19 excited (multi)particle-(multi)hole configurations. The first group of excitations includes the  $p$ - $h$  seniority-one ( $\nu = 1$ ) excitations in the *active* space. In the case of  $A = 47$  mirrors there are three such configurations corresponding to:  $|3/2\rangle \rightarrow |5/2\rangle$ ,  $|3/2\rangle \rightarrow |7/2\rangle$ , and  $|1/2\rangle \rightarrow |3/2\rangle$   $p$ - $h$  excitations in odd-particle-number subsystem. The second group involves two  $nn/pp$ -pairing excitations and four  $np$ -pairing excitations coupled to  $\Omega = 0$  i.e.  $|K_\tau \bar{K}_{-\tau}\rangle$ . Eventually, in the third group, we include ten seniority-three ( $\nu = 3$ ) broken-pair configurations.

The results of the DFT-NCCI calculations for  $\Delta E(I)$  and  $MED(I)$  are depicted in Fig. 1 and Fig. 2, respectively. Different theoretical curves visualize a role of specific groups of configurations on these observables. Let us concentrate first on the  $\Delta E(I)$  curve. Projection from the GS configuration strongly overestimates experimental data. Subsequent admixing of configurations of groups 1, 2, and 3 systematically improves the descrip-

tion of experimental data and the process nicely converges, at least for low spins. Provided the fact that our calculations are free from adjustable parameters allows us to conclude that our final DFT-NCCI result agrees well with the data for spins up to, let say,  $I \approx 21/2$  with the exception of the lowest two  $I = 5/2$  and  $I = 7/2$  states. In the calculations these states are rotational-like at variance to the experimental data where they are quasi-degenerate. At high spins, above  $I = 21/2$ , the deviation between theory and experiment grows as a function of  $I$  up to a band termination at  $I = 31/2$  where the present calculations overestimate experiment by 3.180 MeV. This is due to increasing role of high-seniority multi-broken-pair configurations which are not included in the configuration space. In particular, the structure of terminating state is dominated by a unique, fully aligned mean-field configuration, see [30, 31]. Although we focus on the low-spin part of the spectrum, we performed a test calculation which shows that the excitation energy of  $I = 31/2$  state projected from fully aligned configuration is 9.449 MeV relative to the  $I = 3/2$  state projected from the GS configuration i.e. only half of MeV below the experimental excitation energy at 10.018 MeV. It rises hopes that also high-spin part of the spectrum can be reliably well described using the DFT-NCCI technique.

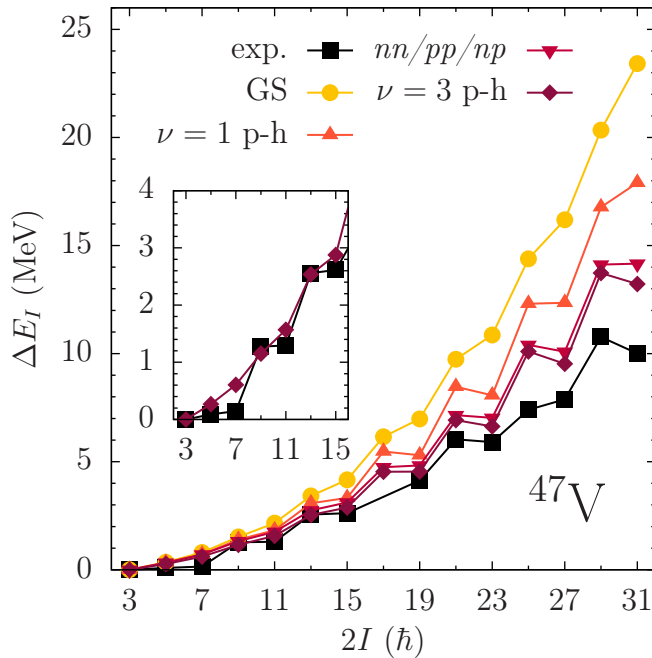


FIG. 1. (Color online) Excitation energy  $\Delta E$  versus spin  $I$  in the  $^{47}\text{Cr}$ . Squares show empirical data taken from [32]. Circles mark theoretical results obtained for the GS configuration only. Triangles up include  $\nu = 1$   $p$ - $h$  configurations. Triangles down take into account also  $nn/pp/np$  pairing configurations. Diamonds mark the DFT-NCCI results including all configurations shown in Table I. The inset magnifies the low-spin part of the  $grast$  spectrum.

Let us now turn the attention to MEDs. The results

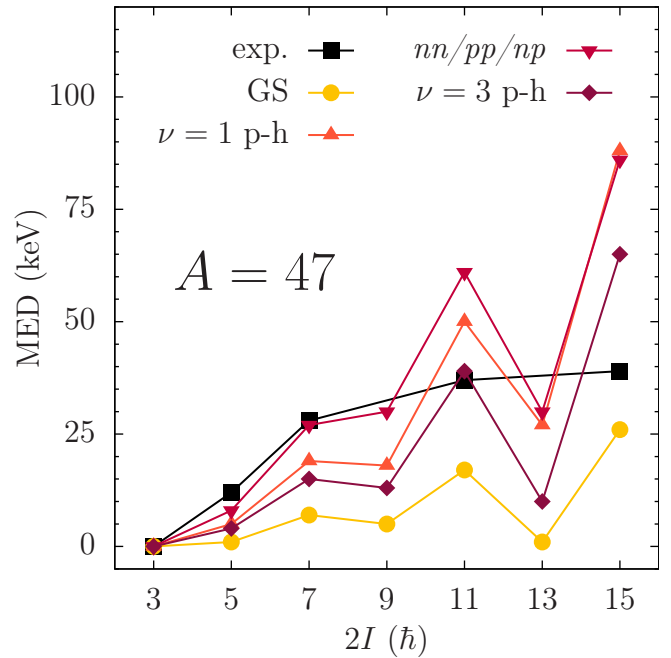


FIG. 2. (Color online) MED versus spin  $I$  in the  $A = 47$  mirror doublet. Experimental data are marked with squares [32]. Circles, triangles up, and triangles down shows theoretical results involving the GS configuration, and  $\nu = 1$   $p$ - $h$  excitations, and  $nn/pp/np$ -pairing excitations, respectively. Diamonds mark the DFT-NCCI results involving all configurations depicted in Table I

are shown in Fig. 2. As before, different curves represent the results obtained after adding sequentially, atop of the GS configuration, the three groups of configurations discussed above. One sees that the single GS configuration leads to MEDs which are positive but very small, well below the experimental values. Inclusion of  $\nu = 1$   $p$ - $h$  excitations of the first group strongly increases the calculated MEDs bringing them very close to experiment. Addition of pairing-like configurations of the second group does not influence the calculated MEDs. The configurations belonging to the third group partly counterbalance the effect of group one and decrease MEDs. Closer inspection shows that the lowering effect is due to the first four configurations belonging to the group 3 which are the lowest  $p$ - $h$  excitations in even-particle-number subsystem. The impact of the remaining five configurations belonging to this group is almost negligible. Similar increase (decrease) of theoretical MEDs due to the group 1 (group 3) particle-hole configurations and almost negligible effect due to pairing-like configurations of group 2 was also obtained in the calculations performed for the  $^{79}\text{Zr}/^{79}\text{Y}$  mirror pair in Ref. [20].

The prerequisite of MEDs are CSB interactions in the nuclear Hamiltonian. Our calculations show, however, that the net effect is strongly dependent on configuration mixing which is a very subtle effect that depends on fine details of the underlying NN interaction and the

many-body methods used to describe the structure of mirror nuclei being under consideration. This explains why MEDs are so difficult to compute accurately.

In the case of  $A=47$  isospin doublet our DFT-NCCI-NLO calculations are in moderate agreement with experiment. They are smaller, roughly by a factor of two, than experimental values for  $I < 9/2$ . Let us recall, however, that these two lowest-spin states are not well reproduced by our model. For higher spins  $I = 11/2$  and  $I = 15/2$  we slightly overestimate the data. Calculated MEDs exhibit also a signature staggering with MEDs corresponding to energetically favored (unfavored) signature states giving larger (smaller) MEDs but the effect cannot be verified experimentally using currently available data. The DFT-NCCI-COU results are slightly better as compared to the DFT-NCCI-NLO as seen in Fig. 3. They show much weaker signature staggering and almost perfectly match the data for  $I=15/2$ . The DFT-NCCI model is much worse than the NSM which almost perfectly reproduces low-spin data, see Fig. 3.

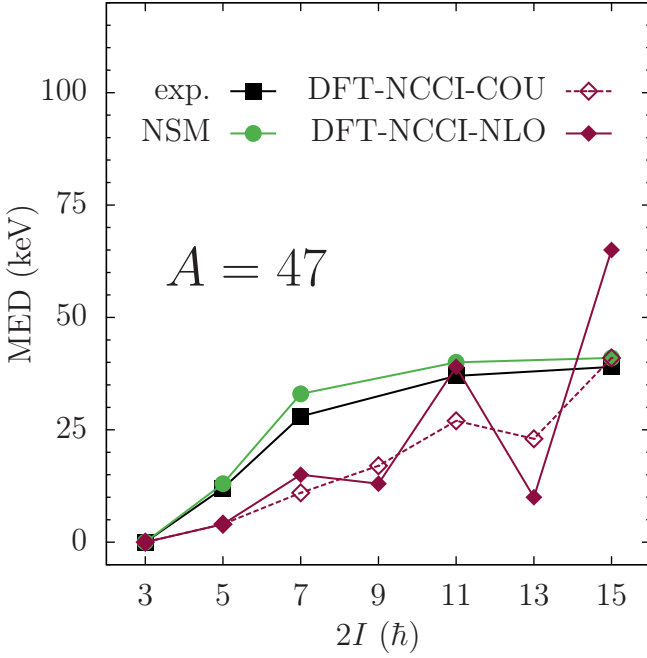


FIG. 3. (Color online) Comparison between experimental (filled squares) [32], shell model (filled circles) [13], and two variants of the DFT-NCCI calculations (diamonds) MEDs in the  $A = 47$  doublet. Filled diamonds label DFT-NCCI results that include the NLO CSB force. Open diamonds mark the DFT-NCCI results that use Coulomb interaction as the only source of ISB.

### B. MEDs in the $A=43$ mirror pair

Guided by the results for  $A=47$  we restrict the configuration space to ten HF solutions, which are depicted schematically in Table II. Apart of the ground-state we

include three (all possible)  $p-h$  seniority-one ( $\nu = 1$ ) excitations in the *active* space of Nilsson levels. In the second group we admit only two  $nn/pp$ -pairing  $\nu = 1$  configurations. In the third group, we include  $\nu = 3$  broken-pair configurations limiting ourselves to the four lowest configurations of this type as shown in the table.

TABLE II. (Color online) Similar to Table I but for the  $A = 43$  mirror pair.

group		1				2		3			
config.	g.s.	$\nu = 1$				$nn/pp$		$\nu = 3$			
total $\Omega$	1/2	3/2	5/2	7/2	1/2	1/2	5/2	1/2	3/2	3/2	3/2
303 7/2											
312 5/2											
321 3/2											
330 1/2											

The  $A=43$  mirror nuclei  $^{43}\text{Sc}/^{43}\text{Ti}$  are typical NSM nuclei. With only three particles outside the  $N = Z = 20$  core the collectivity is weak and the spectrum shows rather irregular behavior. Such nuclei are difficult to reproduce using theoretical techniques based on symmetry-restored mean-field. In this case our DFT-NCCI calculations reproduce properly the ground state's spin  $I_{\text{gs}}=7/2$  but systematically underestimate excitation energies of higher-spin  $I > I_{\text{gs}}$  yrast states. With increasing mass and, in turn, increased collectivity of the analyzed mirror pair the agreement systematically improves.

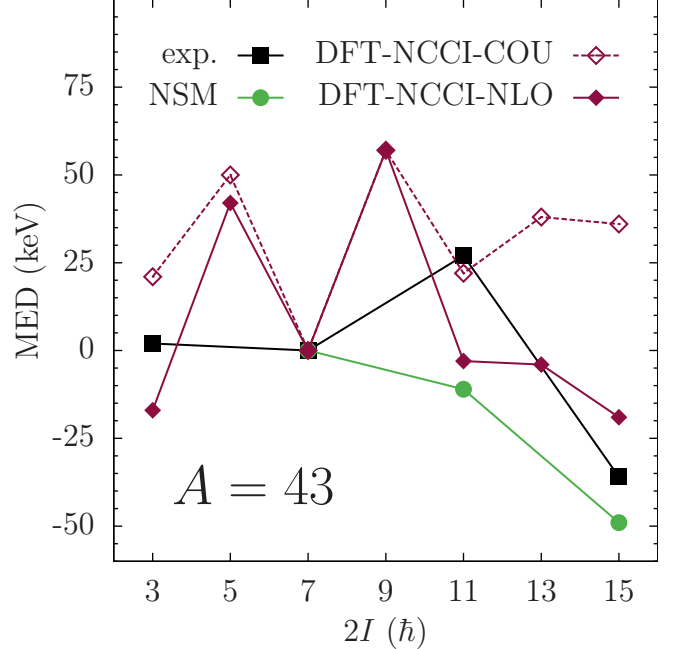


FIG. 4. (Color online) Similar to Fig. 3 but for the  $^{43}\text{Sc}/^{43}\text{Ti}$  mirror pair. Experimental data were taken from [33] and NSM calculations come from Ref. [13].

The calculated MEDs are shown in Fig. 4. The figure compares two variants of our calculations DFT-NCCI-NLO and DFT-NCCI-COU to the NSM results and ex-

perimental data quoted in a review article of Bentley *et al.* [13]. The DFT-NCCI results were obtained using configurations that are schematically depicted in Table II. What strikes in this case is a strong influence of the contact NLO CSB force on the calculated MEDs. While the MEDs calculated using the DFT-NCCI-COU variant completely disagree with experiment, the DFT-NCCI-NLO results are in a reasonable agreement with the data, comparable, within the considered range of spins, to the NSM of Ref. [13].

### C. MEDs in the $A=45$ mirror pair

Yrast spectrum in the  $^{45}\text{Ti}/^{45}\text{V}$  nuclei shows very irregular pattern. The three lowest states  $I = 3/2, 5/2$ , and  $7/2$  are nearly degenerated with  $I_{\text{GS}} = 7/2$  state being the ground-state, see Fig. 5. Higher spin states, on the other hand, form characteristic close-lying doublets that include a pair of  $I = 9/2, 11/2$  states and a pair of  $I = 13/2, 15/2$  in the spin range of interest.

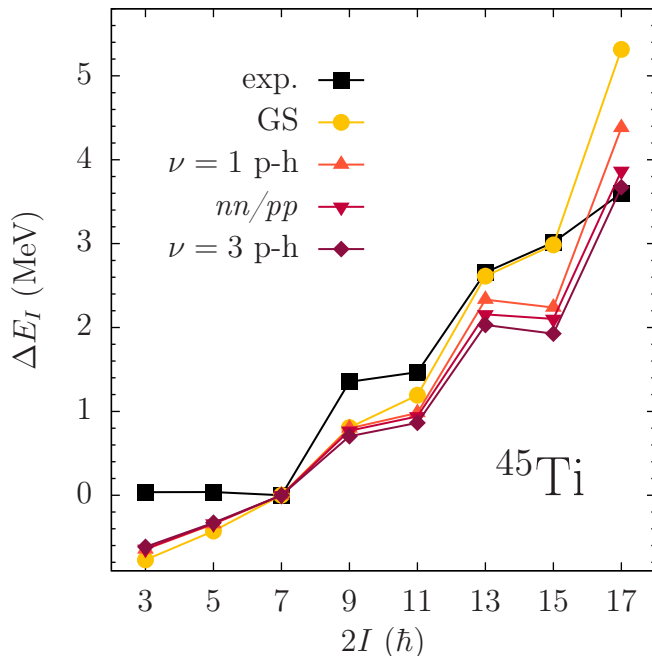


FIG. 5. (Color online) Similar to Fig. 3 but for the  $^{45}\text{Ti}/^{45}\text{V}$  mirror pair. Experimental data were taken from [34].

The DFT-NCCI calculations only qualitatively reproduce the low spin data as shown in Fig. 5. The presented calculations include 10 configurations which are schematically depicted in Table III. Apart of the GS, we take into account three  $\nu = 1$   $p$ - $h$  configurations of group one ( $|3/2\rangle \rightarrow |5/2\rangle$ ,  $|3/2\rangle \rightarrow |7/2\rangle$ , and  $|1/2\rangle \rightarrow |3/2\rangle$ ), two lowest  $nn/pp$ -pairing excitations, and the four lowest seniority-three ( $\nu = 3$ ) configurations obtained by breaking a  $(1/2, 1/2)$  pair in the even subsystem.

The DFT-NCCI calculation fail to reproduce the lowest spin states  $I = 3/2, 5/2$ , and  $7/2$ . At variance to the

TABLE III. (Color online) Similar to Table I but for the  $A = 45$  mirror pair.

group		1				2		3				
config.	g.s.	$\nu = 1$				$nn/pp$		$\nu = 3$				
total $\Omega$	3/2	5/2	7/2	1/2	3/2	3/2	7/2	1/2	1/2	5/2		
$ 303\ 7/2\rangle$												
$ 312\ 5/2\rangle$												
$ 321\ 3/2\rangle$												
$ 330\ 1/2\rangle$												

experiment, the calculated spectrum for these states resembles rotational-like structure build upon the deformed  $|321\ 3/2\rangle$  Nilsson GS configuration with the lowest state corresponding to  $I = 3/2$ . Our calculations reproduce, however, quite well a formation of  $I = 9/2, 11/2$  and  $I = 13/2, 15/2$  doublets. Their excitation energy is underestimated but this is an effect of normalization to the  $I = 7/2$  state which is underbound in the theory.

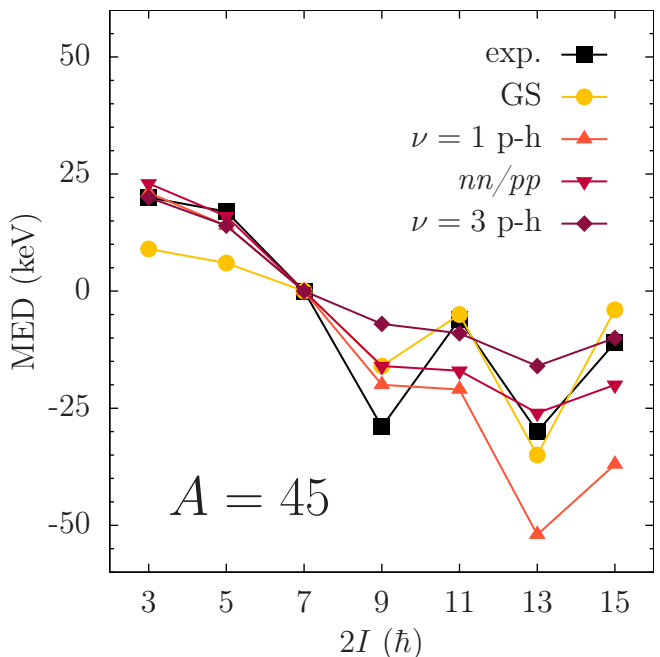


FIG. 6. (Color online) Similar to Fig. 2 but for the  $^{45}\text{Ti}/^{45}\text{V}$  mirror doublet. Experimental data were taken from [34].

As shown in Fig. 6, empirical MEDs are positive (negative) for  $I < 7/2$  ( $I > 7/2$ ), respectively. For  $I > 7/2$  we observe strong staggering with large negative MEDs corresponding to  $I = 9/2$  and  $I = 13/2$  and negative, albeit much smaller, values for  $I = 11/2$  and  $I = 15/2$ . This pattern is distinctively different as compared to the other cases studied here. Fig. 6 shows also the results of our DFT-NCCI-NLO calculations. Different theoretical curves represent the results that exemplify a role of different groups of configurations included in the configuration space. It is interesting to observe that projection from the single GS configuration leads to an excellent agreement with experiment. Admixture of the configura-



tions belonging to the first group improves (deteriorates) the agreement for  $I < 7/2$  ( $I > 7/2$ ) states, respectively. Admixture of remaining configurations does not affect MEDs for  $I < 7/2$  which are very well reproduced. For  $I > 7/2$  our final result agrees well with experiment. We reproduce very well experimental MEDs for  $I = 11/2$  and  $15/2$  but fail to reproduce the staggering which is too small. In turn, theoretical results underestimate experimental MEDs for  $I = 9/2$  and  $13/2$ .

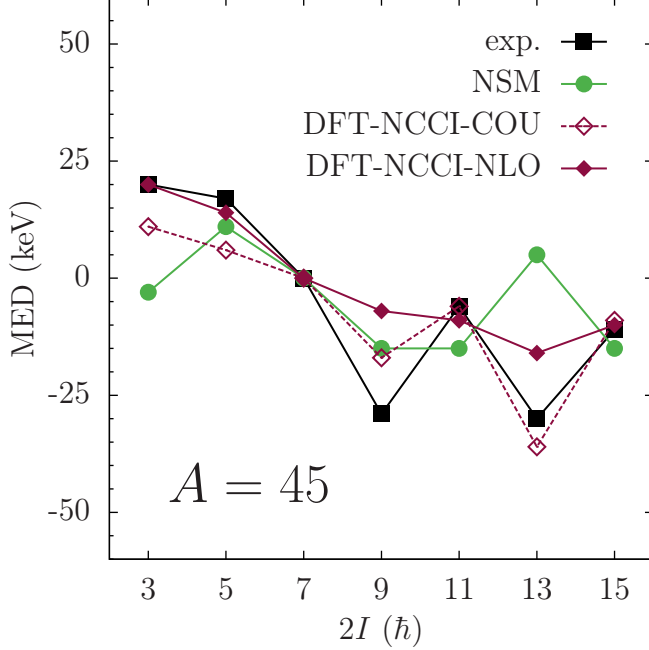


FIG. 7. (Color online) Similar to Fig. 3 but for the  $^{45}\text{Ti}/^{45}\text{V}$  mirror pair. Experimental data were taken from [34] and NSM calculations come from Ref. [13].

The results of our calculations are summarized in Fig. 7. In the figure we present two variants of the DFT-NCCI results. The results that include the NLO CSB force (filled diamonds) are compared to the results obtained using Coulomb interaction as the only source of ISB (open diamonds). The latter model captures very well the staggering pattern which is evidently dumped by the short-range CSB force, a property that might be used in the future to better constrain the NLO contact CSB force. Note also that in this case our DFT-NCCI results agree well with experimental data and are superior as compared to the NSM calculations of Ref. [13].

#### D. MEDs in the $A=49$ mirror pair

Let us finally discuss the results for  $A = 49$  mirrors. The configurations used in the DFT-NCCI calculations are presented in Table IV. Guided by the results obtained in lighter cases we include, apart of the GS three (all within the active space)  $\nu = 1$  particle-hole configurations, two lowest  $nn/pp$ -pairing type configurations

TABLE IV. (Color online) Similar to Table I but for the  $^{49}\text{Cr}/^{49}\text{Mn}$  mirror pair.

group		1				2				3			
config.	g.s.	$\nu = 1$				$nn/pp$				$\nu = 3$			
total $\Omega$	5/2	7/2	3/2	1/2	5/2	5/2	13/2	3/2	3/2	7/2	3/2	3/2	7/2
303 7/2>													
312 5/2>		↑											
321 3/2>	●	●	●	●	●	●	●	●	●	●	●	●	●
330 1/2>	●	●	●	●	●	●	●	●	●	●	●	●	●

and the four lowest  $\nu = 3$  particle-hole configurations.

The calculated MEDs are shown in Fig. 8 in comparison with experimental data taken from Ref. [35]. Note again that low-spin MEDs are very sensitive probes of ISB effects and the underlying nuclear structure. Indeed, only a slight shift in Fermi energy when going from the  $A = 47$  to the  $A = 49$  mirror pair changes completely a behavior of MEDs at low-spins from positive to negative values, respectively. It is stunning to observe that our calculations describe low-spin empirical MEDs in  $A = 49$  mirrors very well and account for the change of trend between the  $A = 47$  and  $A = 49$  mirrors. Below  $I \leq 13/2$  the level of agreement is similar to the shell-model results, as shown in Fig. 9. The figure shows also that the calculated low-spin MEDs are weakly sensitive to the short-range NLO force.

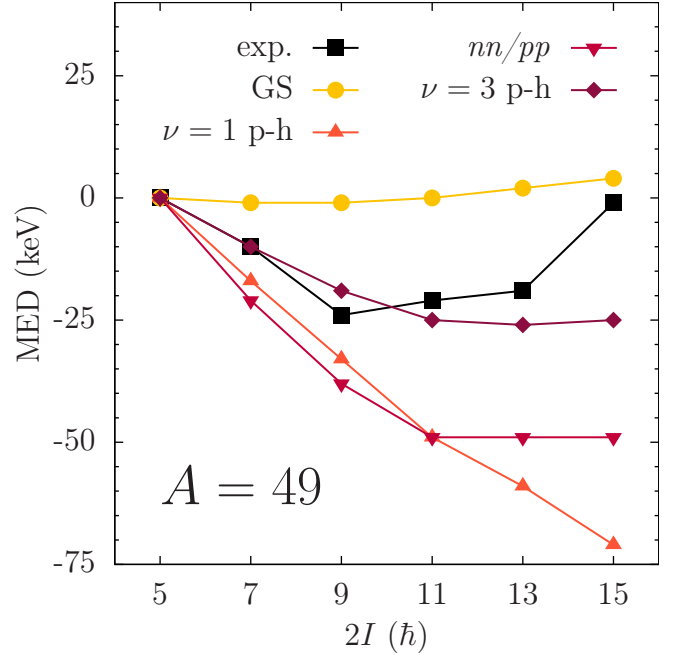


FIG. 8. (Color online) Similar to Fig. 2 but for the  $^{49}\text{Cr}/^{49}\text{Mn}$  doublet. Experimental data were taken from [35].

At higher spins, above  $I > 13/2$ , the agreement between our calculation and experiment deteriorates. This is, most likely, due to restricted configuration space which does not include higher-lying broken pair configurations. For the sake of completeness, in Fig. 10, we plot also the

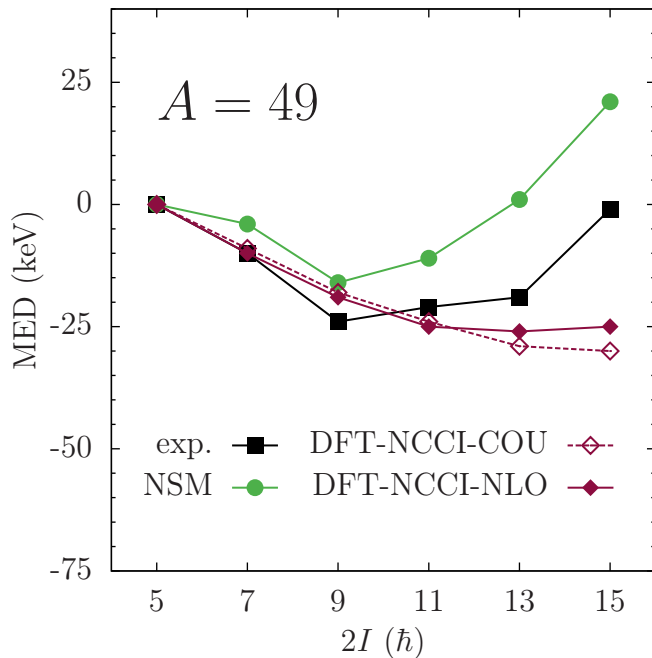


FIG. 9. (Color online) Similar to Fig. 3 but for the  $^{49}\text{Cr}/^{49}\text{Mn}$  mirror pair. Experimental data were taken from [35] and NSM calculations come from Ref. [13].

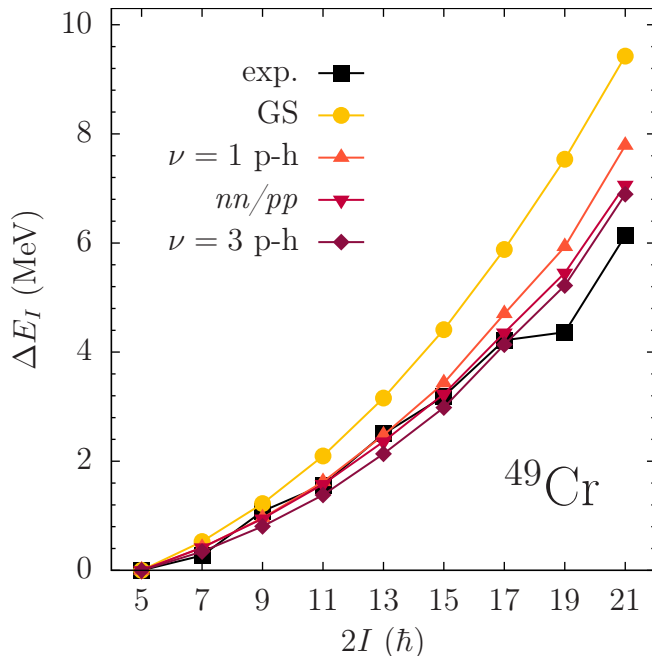


FIG. 10. (Color online) Similar to Fig. 1 but for the  $^{49}\text{Cr}/^{49}\text{Mn}$  doublet.

calculated excitation energy curve  $\Delta E(I)$  which agrees well with experimental data for spins up to  $I = 17/2$ .

#### IV. CONCLUSIONS

We present new approach to calculating MEDs which is based on multi-reference density functional theory and involves configuration mixing. The model is applied to MEDs in  $A = 43, 45, 47$ , and  $49$   $T = 1/2$  mirror pairs from the lower  $fp$ -shell where our calculations can be benchmarked with the existing data and NSM results. The credibility of the DFT-NCCI approach to MEDs is demonstrated in Fig. 11 which summarizes our results, the existing data, and the NSM calculations by Bentley *et al.* [13]. Different than before, this time we limit ourselves only to the existing data. The figure evidently shows that, for spins  $I \leq 15/2$  being subject of the present study, our model is (i) fully capable to capture strongly varying experimental trends in function of  $A$ , and (ii) the accuracy of its predictions is comparable to the NSM. Let us stress that our model does not contain adjustable parameters as all its LECs are adjusted globally. Moreover, it can be used to all  $N \approx Z$  nuclei, in particular to  $A \approx 80$  mass region where the rotational bands are built on very elongated shapes what was demonstrated recently for the case of  $^{79}\text{Zr}/^{79}\text{Y}$  mirror pair in Ref. [20]. It should be said, that applicability of conventional shell model to these nuclei is strongly limited due to large model spaces that must involve orbitals originating from  $p, f, g, d$  spherical sub-shells.

Apart of MEDs, our model also accounts globally, irrespectively on  $A$ , for the Mirror and Triplet Displacement energies in nuclear binding energies, as shown in Refs. [3, 4]. It can be also applied to study very subtle effects like isospin impurities [21] or isospin-symmetry-breaking corrections to the superallowed  $0^+ \rightarrow 0^+$  and  $T = 1/2$  mirror beta decays, see [17, 19, 22]. This leads us to a general conclusion that the DFT-NCCI model is a reliable and internally consistent tool that accounts well for different observables and pseudo-observables related to isospin symmetry violation in  $N \approx Z$  nuclei.

Finally, let us formulate conclusions which are specific for the DFT-NCCI applications to MEDs. Firstly, our calculations clearly demonstrate that configuration mixing is absolutely indispensable. In order to account quantitatively for MEDs in low-spin regime one has to include seniority-one particle-hole configurations involving unpaired proton or neutron active Nilsson orbitals and the lowest seniority-three configurations involving one-broken-pair. These two groups of configurations generate opposite contributions to MEDs. At low spins,  $nn/pp$ -pairing excitations of seniority zero are weakly influencing MEDs and, in the first approximation, can be omitted. At present, the calculations are not fully conclusive concerning the role of non-coulombic sources of isospin symmetry breaking on MEDs, although one has to remember that these terms are vital for MDEs and TDEs. Indeed, they improve (deteriorate) agreement with experiment for  $^{43}\text{Ti}/^{43}\text{Sc}$  ( $^{45}\text{Ti}/^{45}\text{V}$ ), respectively, while for  $A=47$  and  $49$  the level of agreement with experiment is similar for both the DFT-NCCI-COU and



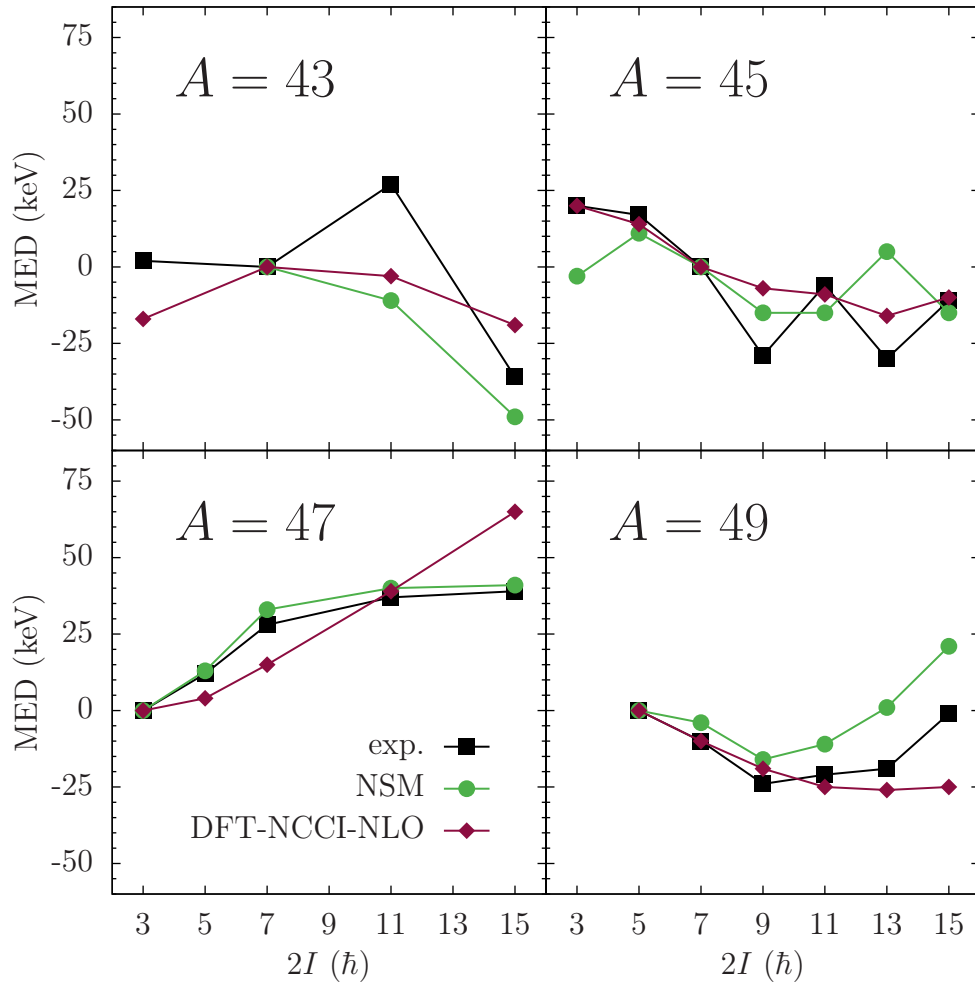


FIG. 11. (Color online) Summary of MED calculations in lower- $fp$  shell  $T=1/2$  mirror pairs. Squares represent available experimental data [32–35]. Diamonds illustrate the results of DFT-NCCI-NLO calculations. Shell model results of Ref. [13] are marked by circles.

DFT-NCCI-NLO variants of the calculations. In our opinion MEDs can be used to further optimize LECs of the contact class III force, in particular, to better constrain  $t_0^{\text{III}}$  and  $t_1^{\text{III}}$  parameters which, in the fit to MDEs, are strongly dependent on each other and therefore rather poorly constrained, see Ref. [4] for further details. Such study is in the plans.

### ACKNOWLEDGMENTS

This work was supported by the Polish National Science Centre (NCN) under Contracts No

2015/17/N/ST2/04025, 2018/31/B/ST2/02220. We acknowledge the CIS-IT National Centre for Nuclear Research (NCBJ), Poland for allocation of computational resources.

- 
- [1] W. Ormand and B. Brown, Nucl. Phys. A **491**, 1 (1989).
  - [2] B. Alex Brown, Phys. Rev. Lett. **85**, 5296 (2000).
  - [3] P. Bączyk, J. Dobaczewski, M. Konieczka, W. Satuła, T. Nakatsukasa, and K. Sato, Phys. Lett. B **778**, 178

- (2018).
- [4] P. Bączyk, W. Satuła, J. Dobaczewski, and M. Konieczka, J. Phys. G: Nucl. Part. Phys. **46**, 03LT01 (2019).

- [5] G. Colò, H. Sagawa, N. Van Giai, P. F. Bortignon, and T. Suzuki, Phys. Rev. C **57**, 3049 (1998).
- [6] X. Roca-Maza, G. Colò, and H. Sagawa, Phys. Rev. Lett. **120**, 202501 (2018).
- [7] E. M. Henley and G. A. Miller, *Mesons in Nuclei*, edited by M. Rho and D. H. Wilkinson (North Holland, 1979).
- [8] G. A. Miller and W. H. T. van Oers, *Symmetries and Fundamental Interactions in Nuclei*, edited by W. C. Haxton and E. M. Henley (World Scientific, 1995).
- [9] A. Zucker, S. Lenzi, G. Martinez-Pinedo, and A. Poves, Phys. Rev. Lett. **89**, 142502 (2002).
- [10] M. Bentley and S. Lenzi, Progress in Particle and Nuclear Physics **59**, 497 (2007).
- [11] K. Kaneko, Y. Sun, T. Mizusaki, and S. Tazaki, Phys. Rev. Lett. **110**, 172505 (2013).
- [12] K. Kaneko, Y. Sun, T. Mizusaki, and S. Tazaki, Phys. Rev. C **89**, 031302 (2014).
- [13] M. A. Bentley, S. M. Lenzi, S. A. Simpson, and C. A. Digeet, Phys. Rev. C **92**, 024310 (2015).
- [14] A. Petrovici, Phys. Rev. C **91**, 014302 (2015).
- [15] J. A. Sheikh, J. Dobaczewski, P. Ring, L. M. Robledo, and C. Yannouleas, arXiv:1901.06992 (2019).
- [16] W. Satuła, J. Dobaczewski, and M. Konieczka, JPS Conf. Proc. **6**, 020015 (2015).
- [17] W. Satuła, P. Bączyk, J. Dobaczewski, and M. Konieczka, Phys. Rev. C **94**, 024306 (2016).
- [18] M. Konieczka, P. Bączyk, and W. Satuła, Phys. Rev. C **93**, 042501 (2016).
- [19] M. Konieczka, P. Bączyk, and W. Satuła, arXiv:1909.09350 (2019).
- [20] R. D. O. Llewellyn, M. A. Bentley, R. Wadsworth, J. Dobaczewski, W. Satuła, H. Iwasaki, G. de Angelis, J. Ash, D. Bazin, P. C. Bender, B. Cederwall, B. P. Crider, M. Doncel, R. Elder, B. Elman, A. Gade, M. Grindler, T. Haylett, D. G. Jenkins, I. Y. Lee, B. Longfellow, E. Lunderberg, T. Mijatović, S. A. Milne, D. Rhodes, and D. Weisshaar, to be published.
- [21] W. Satuła, J. Dobaczewski, W. Nazarewicz, and M. Rafalski, Phys. Rev. Lett. **103**, 012502 (2009).
- [22] W. Satuła, J. Dobaczewski, W. Nazarewicz, and M. Rafalski, Phys. Rev. Lett. **106**, 132502 (2011).
- [23] J. Dobaczewski, W. Satuła, B. Carlsson, J. Engel, P. Olbratowski, P. Powałowski, M. Sadziak, J. Sarich, N. Schunck, A. Staszczak, M. Stoitsov, M. Zalewski, and H. Zduńczuk, Comput. Phys. Commun. **180**, 2361 (2009).
- [24] P. Ring and P. Schuck, *The Nuclear Many-Body Problem* (Springer, 1980).
- [25] M. Bender, T. Duguet, and D. Lacroix, Phys. Rev. C **79**, 044319 (2009).
- [26] W. Satuła and J. Dobaczewski, Phys. Rev. C **90**, 054303 (2014).
- [27] J. Sadoudi, M. Bender, K. Bennaceur, D. Davesne, R. Jodon, and T. Duguet, Phys. Scr. **T154**, 014013 (2013).
- [28] M. Beiner, H. Flocard, N. Van Giai, and P. Quentin, Nucl. Phys. A **238**, 29 (1975).
- [29] N. Schunck, J. Dobaczewski, W. Satuła, P. Bączyk, J. Dudek, Y. Gao, M. Konieczka, K. Sato, Y. Shi, X. Wang, and T. Werner, Computer Physics Communications **216**, 145 (2017).
- [30] H. Zduńczuk, W. Satuła, and R. A. Wyss, Phys. Rev. C **71**, 024305 (2005).
- [31] H. Zduńczuk, W. Satuła, J. Dobaczewski, and M. Kosmowski, Phys. Rev. C **76**, 044304 (2007).
- [32] T. Burrows, Nuclear Data Sheets **108**, 923 (2007).
- [33] B. Singh and J. Chen, Nuclear Data Sheets **126**, 1 (2015).
- [34] T. Burrows, Nuclear Data Sheets **109**, 171 (2008).
- [35] T. Burrows, Nuclear Data Sheets **109**, 1879 (2008).