

PATSQL: Efficient Synthesis of SQL Queries from Example Tables with Quick Inference of Projected Columns

Keita Takenouchi

NTT DATA

Tokyo, Japan

Keita.Takenouchi@nttdata.com

Joji Okada

NTT DATA

Tokyo, Japan

Joji.Okada@nttdata.com

Takashi Ishio

Nara Institute of Science and Technology

Nara, Japan

ishio@is.naist.jp

Yuji Sakata

NTT DATA

Tokyo, Japan

Yuji.Sakat@nttdata.com

ABSTRACT

SQL is one of the most popular tools for data analysis and used by an increasing number of users without having expertise in databases. In order to help such non-experts to write correct SQL queries, several studies have proposed programming-by-example approaches. In these approaches, the user can obtain a desired query just by giving input and output (I/O) tables as an example. While existing methods support a variety of SQL features such as aggregation and nested query, they suffer a significant increase in computational cost as the scale of I/O tables increases. In this paper, we propose an efficient algorithm that synthesizes SQL queries from I/O tables. Specifically, it has strengths in both the execution time and the scale of supported tables. We adopt a sketch-based synthesis algorithm and focus on the quick inference of the columns used in the projection operator. In particular, we restrict the structures of sketches based on transformation rules in relational algebra and propagate a novel form of constraint using the output table in a top-down manner. We implemented this algorithm in our tool PATSQL and evaluated it on 118 queries from prior benchmarks and Kaggle’s tutorials. As a result, PATSQL solved 72% of the benchmarks and found 92% of the solutions within a second.

KEYWORDS

Programming By Example, Program Synthesis, SQL

1 INTRODUCTION

SQL is a query language that manages data in relational databases, and it is commonly used in software development. With the growing popularity of data analysis in recent years [20], an increasing number of users without having expertise in databases are using SQL. However, it is not easy for such non-experts to write SQL queries since they need to express a variety of analytical needs.

Programming-by-example (PBE) is known to be a practical approach to help non-experts to implement programs [14, 15]. PBE is a program synthesis technique that automatically synthesizes programs from input and output (I/O) examples. In the context of SQL, queries are automatically synthesized from I/O tables that the user provides as an example.

In recent years, several studies have proposed techniques to automatically synthesize SQL queries [31, 36] or table manipulation programs [11] from I/O tables. These methods support a rich set of

syntax features. In particular, SCYTHER [31] synthesizes SQL queries that have a variety of SQL features such as projection, join, grouping, aggregation and union. Also, SCYTHER supports the synthesis of nested query, which has other queries inside it. These features enable the user to obtain practical queries that gain insights from accumulated data in the context of data analysis.

However, these methods commonly have performance issues depending on the scale of I/O tables. The reason is that these algorithms need to enumerate a large number of candidates for each part of a program when they cannot leverage the knowledge of I/O tables. For example, SCYTHER suffers an exponential increase in computational cost as the number of columns increases since it needs to enumerate all the permutations of them. However, the schemas of tables in real-world databases are not small, and thus the user fails to obtain queries in most of the practical scenarios.

In this paper, we propose a sketch-based algorithm that synthesizes SQL queries from I/O tables. Our algorithm is efficient in terms of the execution time and the scale of supported tables while maintaining the high expressiveness of synthesized queries. To achieve the efficiency, we focus on the efficient completion of the columns used in the projection operator, which is an essential component in SQL and causes combinatorial explosions in prior work. This insight enables us to handle a variety of sketches without some of them dominating the overall synthesis time.

In particular, our algorithm consists of two phases: sketch generation and its completion. That is, we first determine program structures by expressing them as sketches and then complete each sketch in a bottom-up manner. Although this type of approach has been adopted in prior work, our algorithm addresses the performance issues by introducing two key ideas. First, we restrict the combinations of the operators that can appear in a sketch and fix the position of the projection operator near the top of the sketch. Since this restriction is based on transformation rules in relational algebra, we do not reduce the expressiveness of the queries that can be synthesized. Second, we introduce a top-down constraint propagation mechanism during sketch completion. The constraint represents an inclusion relation between the output and intermediate tables, and we propagate it on a sketch in a top-down manner. These two improvements effectively propagate the knowledge of the output table and enable the efficient completion of a sketch having the projection operator, thus improving the overall performance of the sketch-based synthesis.

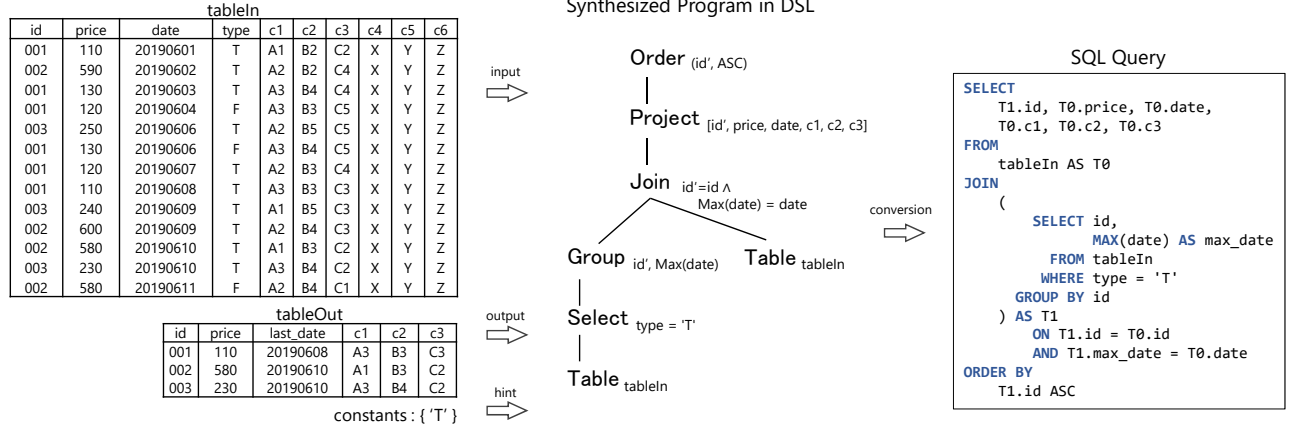


Figure 1: The overview of our approach. It synthesizes a program in our DSL, and converts it into a SQL query.

Thanks to the enhanced scalability in the number of columns, our algorithm can synthesize queries with aggregation and window functions without the user’s hints as to which functions should be used. To the best of our knowledge, this is the first SQL synthesizer that supports window functions such as RANK and ROW_NUMBER, which have gained more popularity in database communities over the past years.

We implemented this algorithm in our tool PATSQL. To evaluate it, we used 85 SQL queries from Stack Overflow and a textbook on databases, as in prior work. Also, we collected 33 queries from Kaggle’s tutorials, which deal with real table schemas used for data analysis. The result shows PATSQL significantly outperforms a state-of-the-art method SCYTHER in terms of the execution time and the scalability of I/O tables it can handle. In particular, PATSQL solved 72% of the benchmarks while SCYTHER solved 47% of them. Moreover, PATSQL found 79 solutions (92% of the solved benchmarks) within a second while SCYTHER found only 20 solutions.

The main contributions of this paper are as follows.

- We propose a novel technique that synthesizes SQL queries from I/O tables. It has strengths in both the execution time and the scale of I/O tables it can handle while maintaining the high expressiveness of synthesized queries (e.g., grouping, aggregation, nested query and window functions).
- We describe the synthesis algorithm that focuses on the efficient completion of the projected columns. To achieve it, we propose an algorithm that restricts sketch structures and propagates our original constraint in a top-down manner.
- We implement the algorithm in our tool PATSQL and evaluate it on various benchmarks including queries that we collected from Kaggle’s tutorials. The results show that PATSQL significantly outperforms a state-of-the-art algorithm SCYTHER in terms of the execution time and the scalability of I/O tables, while maintaining the expressiveness of synthesized queries.

2 OVERVIEW

In this section, we provide an overview of our approach with an illustrative example and define the problem we solve in this paper.

2.1 Illustrative Example

We show an example to illustrate the usefulness of our PBE method. Suppose that a non-expert user wants to extract data from a relational database. A table named `tableIn` keeps track of the price history of items, and the schema consists of *item ID*, *price*, *updated date*, *type*, and other six columns $c1, \dots, c6$. Now the user wants to know *the latest price and the updated date along with the values in $c1, c2$ and $c3$ for each item whose type is “T”*, but has difficulty writing such a query since the user is not familiar with the syntax and semantics of SQL.

Instead of writing the query from scratch, the user can use our method PATSQL. First, the user gives an example of the I/O tables that should be satisfied by the query. The user also needs to provide hints for synthesis, i.e., the constants used in predicates in the query. The I/O tables and hint are shown on the left of Figure 1. Here `tableIn` and `tableOut` are the input and output tables, respectively. The constant value “T” is given as a hint.

Then, our method PATSQL synthesizes a program in our DSL that satisfies the I/O tables and makes use of the hints provided. In this case, PATSQL synthesizes the program shown in the center of Figure 1. This program first filters out the records that do not belong to the type “T” from the input table, and it calculates the maximum date for each item. Then, it joins the aggregation result and the input table with two key pairs, and it projects the desired columns and sorts records.

Finally, PATSQL converts the synthesized program in DSL into a SQL query and returns it as a result. The synthesized SQL query is shown on the right of Figure 1. The user can extract the desired records by executing it on the original table. Since the query has a nested structure having aggregation with grouping, it is not easy for the user to write it without the aid of PATSQL. Note that the conversion from our DSL to SQL is straightforward because our DSL is based on relational algebra, which is a theoretical foundation for SQL. Hence, we omit its details in this paper and focus on the synthesis algorithm in our DSL.

In general, the schemas of I/O tables given to a PBE tool should be the same as those of the original tables because queries synthesized from simplified tables can cause SQL errors. For example, suppose

$\langle table \rangle ::= \text{Table}(\text{tname})$
 $\quad | \text{Order}(\langle table \rangle, [\langle key \rangle_1, \dots, \langle key \rangle_n])$
 $\quad | \text{Distinct}(\langle table \rangle)$
 $\quad | \text{Project}(\langle table \rangle, [\langle col \rangle_1, \dots, \langle col \rangle_n])$
 $\quad | \text{Select}(\langle table \rangle, \langle pred \rangle)$
 $\quad | \text{Group}(\langle table \rangle, [\text{cname}_1, \dots, \text{cname}_m], [\langle gc \rangle_1, \dots, \langle gc \rangle_n])$
 $\quad | \text{Window}(\langle table \rangle, [\langle win \rangle_1, \dots, \langle win \rangle_n])$
 $\quad | \text{Join}(\langle table \rangle, \langle table \rangle, \langle pairs \rangle)$
 $\quad | \text{LeftJoin}(\langle table \rangle, \langle table \rangle, \langle pair \rangle)$
 $\langle key \rangle ::= (\langle col \rangle, \text{Asc}) \mid (\langle col \rangle, \text{Desc})$
 $\langle col \rangle ::= \text{cname} \mid \langle gc \rangle$
 $\langle gc \rangle ::= \langle agg \rangle(\langle col \rangle)$
 $\langle win \rangle ::= (\langle func \rangle, \text{col}, [\text{cname}_1, \dots, \text{cname}_m], \langle key \rangle)$
 $\langle pairs \rangle ::= \langle pair \rangle \wedge \dots \wedge \langle pair \rangle$
 $\langle pair \rangle ::= \langle col \rangle = \langle col \rangle$
 $\langle pred \rangle ::= \langle clause \rangle \vee \dots \vee \langle clause \rangle$
 $\langle clause \rangle ::= \langle prim \rangle \wedge \dots \wedge \langle prim \rangle$
 $\langle prim \rangle ::= \langle col \rangle \langle binop \rangle \text{const} \mid \text{IsNull}(\text{cname}) \mid \text{NotNull}(\text{cname})$
 $\langle agg \rangle ::= \text{Max} \mid \text{Min} \mid \text{Count} \mid \text{Sum} \mid \text{Avg} \mid \text{CountDistinct}$
 $\quad | \text{ConcatComma} \mid \text{ConcatSpace} \mid \text{ConcatSlash}$
 $\langle func \rangle ::= \text{Max} \mid \text{Min} \mid \text{Count} \mid \text{Sum} \mid \text{Rank} \mid \text{RowNumber}$
 $\langle binop \rangle ::= = \mid < \mid <= \mid > \mid >= \mid <>$

Figure 2: The grammar of our DSL. *tname* denotes the name of a input table. *cname* denotes a column name. *const* denotes a constant value. *n* is the size of a vector, and *m* is the size of grouping keys, which is limited to two or less.

the user deletes the columns *c1*, *c2* and *c3* from the output table because the user mistakenly thinks these columns do not affect the structure of a synthesized query. Then, a PBE tool may well return the following query, which is much simpler than the desired query in Figure 1.

```
SELECT id, min(price), max(date)
FROM tableIn WHERE type = 'T' GROUP BY id
```

When obtaining this query, the user needs to add the columns *c1*, *c2* and *c3*, the values of which the user wants to see. As a result, the user can create the following query.

```
SELECT id, min(price), max(date), c1, c2, c3
FROM tableIn WHERE type = 'T' GROUP BY id
```

However, an SQL error occurs when the query is executed because the columns *c1*, *c2* and *c3* are not included in the grouping key. To avoid such undesired situations, we assume that I/O tables given to our PBE method preserve the original schemas.

2.2 Problem Definition

The input of our algorithm is a tuple (\mathcal{E}, C) , where $\mathcal{E} = (\vec{T}_{in}, T_{out})$ is an example of input tables \vec{T}_{in} and an output table T_{out} , and $C = \{v_1, \dots, v_k\}$ is a set of typed constants. The schema of each column has a name and a type. The types consist of Str, Int,

$\langle s \rangle ::= \text{Table}(\square) \mid \text{Order}(\langle s \rangle, \square) \mid \text{Distinct}(\langle s \rangle)$
 $\quad | \text{Project}(\langle s \rangle, \square) \mid \text{Select}(\langle s \rangle, \square) \mid \text{Group}(\langle s \rangle, \square, \square)$
 $\quad | \text{Window}(\langle s \rangle, \square) \mid \text{Join}(\langle s \rangle, \langle s \rangle, \square) \mid \text{LeftJoin}(\langle s \rangle, \langle s \rangle, \square)$

Figure 3: The grammar of the sketches in our DSL. The start symbol is $\langle s \rangle$. The symbol ' \square ' denotes an uninstantiated part.

Db1 and Date. In this paper, we propose an algorithm that takes (\mathcal{E}, C) as input, and returns a program p in our DSL that satisfies $p(\vec{T}_{in}) = T_{out}$, where the constants used in p are included in C . Here the equality operator ($=$) compares two tables by treating each of them as a multiset of records.

The limitation of asking the user to provide the constants is the same as that of SCYTHE [31]. The constants are used not only for improving the synthesis performance but for directly reflecting the user's intention. We believe this limitation is not an obstacle in practice because it is known that users asking SQL questions on Stack Overflow are usually ready to provide such constants even when they do not know how to write correct queries [31].

3 DOMAIN-SPECIFIC LANGUAGE

In this section, we propose our domain-specific language (DSL), which includes operators in relational algebra. Figure 2 shows the grammar, and the start symbol is $\langle table \rangle$. We refer to the elements other than Table in the right-hand side of the rule $\langle table \rangle$ as *operators*. Each operator is a function that takes one or more tables as input and returns a table.

The semantics of the operators is as follows. Here we use a vector such as \vec{c} to represent multiple elements. $\text{Project}(T, \vec{c})$ projects columns \vec{c} from table T . $\text{Select}(T, \text{pred})$ selects rows in T that satisfy a predicate pred . This predicate is in a conjunctive normal form, namely an AND of ORs. $\text{Group}(T, \vec{c}, \vec{gc})$ groups rows in T by keys \vec{c} and returns a new table, whose columns consist of the keys \vec{c} and aggregation results \vec{gc} . $\text{Window}(T, \vec{w})$ appends the resulting columns of window functions \vec{w} to T . Each column w consists of a window function, a target column, partitioning keys and a sort key. $\text{Join}(T_1, T_2, \text{pairs})$ executes inner join on T_1 and T_2 with key pairs . Likewise $\text{LeftJoin}(T_1, T_2, \text{pair})$ executes left join with a key pair . $\text{Distinct}(T)$ removes duplicated rows in T . $\text{Order}(T, \vec{key})$ sorts rows in T according to key columns and directions \vec{key} .

Our DSL supports a variety of SQL features used in practice. It supports SELECT, WHERE, GROUP BY, JOIN, LEFT JOIN, DISTINCT, ORDER BY and HAVING. Additionally, it supports operators that can be expressed by other operators such as EXISTS (expressed by JOIN), NOT EXISTS (expressed by LEFT JOIN and IS NULL [8]), and RIGHT JOIN (expressed by LEFT JOIN). Also, BETWEEN and IN in predicates can be rewritten using OR. In summary, our DSL supports 17 out of 20 keywords that are most popular among SQL users according to the questionnaire survey in 2013 [36]. Besides, it supports nested query since operators can have other operators as the children. It also supports window functions.

$$\begin{aligned}
\varphi(T, T') &::= \Leftrightarrow_R(T, T') \mid \Rightarrow_R(T, T') \mid \top \\
R &::= =_{\text{bag}} \mid \subseteq_{\text{bag}} \mid =_{\text{set}} \mid \subseteq_{\text{set}} \\
\Leftrightarrow_R(T, T') &\leftrightarrow |T| = |T'| \wedge \forall i \in [1, |T|]. R(T[i], T'[i]) \\
\Rightarrow_R(T, T') &\leftrightarrow \forall i \in [1, |T|]. \exists i' \in [1, |T'|]. R(T[i], T'[i'])
\end{aligned}$$

Figure 4: The definition of our table relation φ . T and T' refer to tables. $|T|$ is the number of columns in T , and $T[i]$ is the i -th column in T .

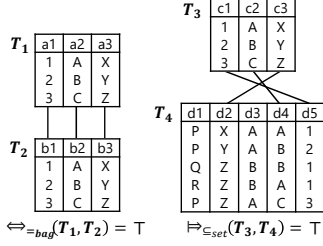


Figure 5: Examples of our table relation φ . The edges between columns represent the column correspondence that is needed to hold a relation φ .

4 PRELIMINARIES

In this section, we introduce key concepts that are used in our synthesis algorithm.

4.1 Sketch and its Completion

We refer to a program with uninstantiated parts as *sketch*, and an uninstantiated part is denoted as the symbol ‘ \square ’. Specifically, the sketches in our algorithm are the languages that are produced by the grammar of Figure 3. In the syntax tree of a sketch, a leaf node corresponds to a Table while a non-leaf node corresponds to an operator. We call *sketch s' is a child of sketch s* when the node for s' is a child of that for s in the corresponding syntax tree. Also, *sketch completion* is an action that fills ‘ \square ’s with concrete structures. Our synthesis algorithm generates sketches and tries to complete each of them. Creating a sketch determines the operators used in the resulting program and enables us to validate its structure. We also define the size of a sketch as follows.

$$\text{SIZE}(s) = \begin{cases} 0 & \text{if } s = \text{Table}(\square) \\ 2 + \text{SIZE}(s') & \text{if } s = \text{Window}(s', \square) \\ 1 + \sum_{s' \in c(s)} \text{SIZE}(s') & \text{otherwise} \end{cases}$$

where the function $c(s)$ returns the children of sketch s . While the size of the operators other than Window is one, we define the size of Window as two because the functionality is more complicated than the other operators, namely partitioning cells, applying window functions, and appending the results to the original table.

4.2 Table Inclusion Relation φ

In our synthesis algorithm, the knowledge of the output table is propagated in the form of our original constraint. The constraint

SYNTHESIZE(\mathcal{E}, C)

Input $\mathcal{E} = (\tilde{T}_{\text{in}}, T_{\text{out}})$: input and output tables

C : constants used in predicates

Output a synthesized program

```

1: if ISORTED( $T_{\text{out}}$ ) then
2:    $S \leftarrow \{\text{Table}(\square)\}$ 
3: else
4:    $S \leftarrow \{\text{Order}(\text{Table}(\square), \square)\}$ 
5: while true do
6:   choose  $s \in S$  s.t.  $\forall t \in S. \text{SIZE}(s) \leq \text{SIZE}(t)$ 
7:    $S \leftarrow S \setminus \{s\}$ 
8:   for  $s' \in \text{ASSIGNTABLES}(s, \tilde{T}_{\text{in}})$  do
9:     for  $p \in \text{COMPLETESKETCH}(s', T_{\text{out}}, C)$  do
10:      if CHECK( $\llbracket p \rrbracket, T_{\text{out}}$ ) then
11:        return  $p$ 
12:    $S \leftarrow S \cup \text{EXPANDSKETCH}(s)$ 
13: return  $\perp$ 

```

Figure 6: The top-level synthesis algorithm

denoted as $\varphi(T, T')$ is an inclusion relation between two tables T and T' , and it returns true (\top) or false (\perp). Figure 4 shows the definition. The relation φ is in one of the three states: \Leftrightarrow , \Rightarrow and \top . The relation $\Leftrightarrow_R(T, T')$ means that the columns in T and T' correspond to each other in their order. $\Rightarrow_R(T, T')$ means that there exist columns in T' that correspond to each column in T . The parameter R in \Leftrightarrow_R and \Rightarrow_R is a binary relation between columns, and holds the type of comparison: equality ($=$) or inclusion (\subseteq), and the treatment of cells: multiset (bag) or set (set).

We show examples of these relations in Figure 5. By using the tables T_1 and T_2 , the predicate $\Leftrightarrow_{\text{bag}}(T_1, T_2) = \top$ holds since the column relations $=_{\text{bag}}(a1, b1)$, $=_{\text{bag}}(a2, b2)$ and $=_{\text{bag}}(a3, b3)$ are true, and the columns correspond to each other in their order. On the other hand, the relation $\Rightarrow_{\subseteq_{\text{set}}}(T_3, T_4) = \top$ holds since the column relations $\subseteq_{\text{set}}(c1, d5)$, $\subseteq_{\text{set}}(c2, d4)$ and $\subseteq_{\text{set}}(c3, d2)$ are true, and there exists a column in T_4 that corresponds to each column in T_3 .

The constraint φ can be represented as a tuple (M, R) except for the case of \top , where $M \in \{\Leftrightarrow, \Rightarrow\}$ and $R \in \{=_{\text{bag}}, \subseteq_{\text{bag}}, =_{\text{set}}, \subseteq_{\text{set}}\}$. In the rest of this paper, we denote $\varphi(T, T')$ as $\varphi = (M, R)$ for short when the tables T and T' are obvious from the context. For example, we use notations such as $\varphi = (\Leftrightarrow, =_{\text{bag}})$ or $\varphi = (\Rightarrow, \subseteq_{\text{set}})$.

5 SYNTHESIS ALGORITHM

In this section, we describe the details of our synthesis algorithm. Figure 6 shows the top-level algorithm. This algorithm takes as input an I/O example $\mathcal{E} = (\tilde{T}_{\text{in}}, T_{\text{out}})$ and constants C , and returns a synthesized program. The top-level procedures are as follows. We first initialize a set of sketches S with the sketch $\text{Table}(\square)$ or $\text{Order}(\text{Table}(\square), \square)$, depending on whether T_{out} is sorted or not (lines 1-4), and iterates the following operations. In each iteration, we retrieve a sketch s with the minimum size of the sketches in S (lines 6-7). For each sketch s , we assign a table name to each ‘ \square ’ in $\text{Table}(\square)$ by calling the function ASSIGNTABLES (line 8). Then, we complete all of the remaining ‘ \square ’s in the sketch by calling COMPLETESKETCH (line 9). When the completion succeeds and a program p is found, we check whether the output table is equal to

Table 1: The restriction of parent-child relations between operators in a sketch. Rows and columns represent parents and children, respectively. The combinations ✓ are allowed.

	O	D	P	S	G	W	J	L	T
Order	X_3	✓	✓	✓	✓	✓	✓	✓	✓
Distinct	X_1	X_3	✓	✓	✓	✓	✓	✓	✓
Project	X_1	X_2	X_3	✓	✓	✓	✓	✓	✓
Select	X_1	X_2	X_3	X_3	✓	✓	✓	✓	✓
Group	X_1	X_2	X_3	✓	✓	✓	✓	✓	✓
Window	X_1	X_2	X_3	✓	✓	✓	✓	✓	✓
Join	X_1	X_2	X_3	X_3	✓	✓	✓	✓	✓
LeftJoin	X_1	X_2	X_3	✓	✓	✓	✓	✓	✓

the evaluation result of p (represented as $\llbracket p \rrbracket$) by calling CHECK (line 10). CHECK compares two tables by ignoring the orders of records, that is, by treating them as multisets of records, which is a standard way of the treatment of tables in relational database management systems. If the check succeeds, we return the program as a result (line 11). Otherwise, we generate additional sketches from the sketch s by calling EXPANDSKETCH (line 12). The operations on lines 5-12 are iterated until a solution is found. Note that this algorithm never stops when there are no solutions in the search space. Therefore, a timeout should be set when it is provided to users in practice.

Our algorithm returns a program that has the minimum size of the possible solutions since it tries to complete sketches in ascending order of the sketch size. This design is based on Occam’s razor, i.e., the hypothesis that the simplest solution is most likely to be correct. This strategy is also helpful for users to understand synthesized queries. In contrast, there is prior work that finds multiple solutions and prioritizes them based on criteria other than the size of programs [14, 31]. Since we focus on an interactive usage of a PBE tool as mentioned in Section 6, we aim to return a simple program that satisfies the given specification as quick as possible, rather than returning more sophisticated programs by taking more synthesis time.

5.1 Sketch Generation

We describe the details of EXPANDSKETCH(s). This function takes a sketch s and returns sketches that are created by appending an operator to s . Here we refer to the elements other than Table in the right-hand side of $\langle s \rangle$ in Figure 3 as *sketch constructors*. This algorithm inserts each sketch constructor above each position of Table in the sketch s . First, we find a Table(\square) in s and replace it with a sketch constructor. At this point, the entire sketch contains one or more $\langle s \rangle$ symbols. Then, we replace all of the $\langle s \rangle$ s with Table(\square)s. For example, when the input sketch is $s = \text{Project}(\text{Table}(\square), \square)$, the result of EXPANDSKETCH(s) includes the following sketches.

- $\text{Project}(\text{Select}(\text{Table}(\square), \square), \square)$
- $\text{Project}(\text{Group}(\text{Table}(\square), \square, \square), \square)$
- $\text{Project}(\text{Join}(\text{Table}(\square), \text{Table}(\square), \square), \square)$

Here we restrict the combinations of the operators that can appear in a sketch. Table 1 shows the parent-child relations that are allowed in a syntax tree. The first row represents operators by their

$$\begin{aligned}
 \text{PROPAGATE}(\varphi, \text{Order}) &= \varphi \\
 \text{PROPAGATE}(\varphi, \text{Distinct}) &= \begin{cases} (M, =_{\text{set}}) & \text{if } \varphi = (M, =_{\text{bag}}) \\ (M, \subseteq_{\text{set}}) & \text{if } \varphi = (M, \subseteq_{\text{bag}}) \\ \varphi & \text{otherwise} \end{cases} \\
 \text{PROPAGATE}(\varphi, \text{Project}) &= \begin{cases} (\mapsto, R) & \text{if } \varphi = (\Leftrightarrow, R) \\ \varphi & \text{otherwise} \end{cases} \\
 \text{PROPAGATE}(\varphi, \text{Select}) &= \begin{cases} (M, \subseteq_{\text{bag}}) & \text{if } \varphi = (M, =_{\text{bag}}) \\ (M, \subseteq_{\text{set}}) & \text{if } \varphi = (M, =_{\text{set}}) \\ \varphi & \text{otherwise} \end{cases} \\
 \text{PROPAGATE}(_, \text{Group}) &= \top & \text{PROPAGATE}(_, \text{Window}) &= \top \\
 \text{PROPAGATE}(_, \text{Join}) &= \top & \text{PROPAGATE}(_, \text{LeftJoin}) &= \top
 \end{aligned}$$

Figure 7: Definition of the propagation function

initials such as Project by ‘P’ or Table by ‘T’. The combinations marked as ‘✓’ are allowed whereas ‘X’ are not.

We exclude the combinations marked as X_1 in Table 1 because the operators except Order do not preserve the order of records, and therefore the order determined by Order is meaningful only when it is at the top of a sketch. We also exclude X_2 because it is considered to be rare in real queries. In addition, we exclude X_3 because sketches including the combinations are not in *normal form*. That is, when a program p is obtained from a sketch that is not in normal form, we can always obtain a program equivalent to p from a sketch in normal form. These properties are based on transformation rules in relational algebra. For example, the following rules are known [7, 12].

- $\text{Project}(\text{Project}(T, c_1), c_2) \rightarrow \text{Project}(T, c_2)$
- $\text{Select}(\text{Select}(T, p_1), p_2) \rightarrow \text{Select}(T, p_1 \wedge p_2)$

These rules mean that a program that repeats the same operator can always be expressed as a program without repetition, and hence it is sufficient to generate only sketches without repetition in such cases. Besides, the following rules are known.

- $\text{Select}(\text{Project}(T, c), p) \rightarrow \text{Project}(\text{Select}(T, p), c)$
- $\text{Join}(\text{Project}(T_1, c), T_2, p) \rightarrow \text{Project}(\text{Join}(T_1, T_2, p), c')$

These are rules for moving Project above Select and Join. The same rule is also applicable for Group, Window and LeftJoin. As a consequence, the combinations in Table 1 allow only sketches with at most one Project and with Project above the operators other than Distinct and Order. Importantly, this restriction leads to the efficient completion of the sketch $\text{Project}(s', \square)$. Note that the restrictions X_1 and X_3 do not decrease the expressiveness of synthesized queries.

5.2 Sketch Completion

First, we describe the function ASSIGNTABLES(s, \vec{T}_{in}) used in the top-level algorithm in Figure 6. This function takes as input a sketch s and the input tables \vec{T}_{in} , and returns sketches with the tables’ name filled. Specifically, it assigns a table name in \vec{T}_{in} to each Table(\square) in the sketch s . Here all of the input tables must be used to complete the sketch. This limitation is based on the assumption that the user does

```

COMPLETESKETCH( $s, T_{out}, C$ )
Input  $s$ : a sketch,  $T_{out}$ ,  $C$ : constants
Output a set of programs
1:  $\varphi_0 \leftarrow (\Leftrightarrow, =_{bag})$ 
2: return COMPLETE( $s, T_{out}, C, \varphi_0$ )

COMPLETE(Table(name),  $T_{out}, C, \varphi$ )
1:  $p \leftarrow \text{Table}(\text{name})$ 
2: if  $\varphi(T_{out}, \llbracket p \rrbracket) = \top$  then
3:   return  $\{p\}$ 
4: else
5:   return  $\emptyset$ 

COMPLETE(Order( $s', \square$ ),  $T_{out}, C, \varphi$ )
1: // always  $\varphi = (\Leftrightarrow, =_{bag})$ 
2:  $P \leftarrow \emptyset$ 
3: for  $p' \in \text{COMPLETE}(s', T_{out}, C, \varphi)$  do
4:    $\text{keys} \leftarrow \text{SORTKEYS}(T_{out}, \llbracket p' \rrbracket)$ 
5:    $p \leftarrow \text{Order}(p', \text{keys})$ 
6:   // always  $\varphi(T_{out}, \llbracket p \rrbracket) = \top$ 
7:    $P \leftarrow P \cup \{p\}$ 
8: return  $P$ 

COMPLETE(Distinct( $s'$ ),  $T_{out}, C, \varphi$ )
1:  $P \leftarrow \emptyset$ 
2:  $\varphi' \leftarrow \text{PROPAGATE}(\varphi, \text{Distinct})$ 
3: for  $p' \in \text{COMPLETE}(s', T_{out}, C, \varphi')$  do
4:    $p \leftarrow \text{Distinct}(p')$ 
5:   if  $\varphi(T_{out}, \llbracket p \rrbracket) = \top$  then
6:      $P \leftarrow P \cup \{p\}$ 
7: return  $P$ 

COMPLETE(Project( $s', \square$ ),  $T_{out}, C, \varphi$ )
1: // always  $\varphi = (\Leftrightarrow, R)$ 
2:  $P \leftarrow \emptyset$ 
3:  $\varphi' \leftarrow (\Rightarrow, R) // = \text{PROPAGATE}(\varphi, \text{Project})$ 
4: for  $p' \in \text{COMPLETE}(s', T_{out}, C, \varphi')$  do
5:   for  $i \in 1 \dots |T_{out}|$  do
6:      $R_i \leftarrow \{i' \mid R(\llbracket p' \rrbracket)[i'], T_{out}[i]\}$ 
7:   for  $\text{cols} \in R_1 \times \dots \times R_{|T_{out}|}$  do
8:      $p \leftarrow \text{Project}(p', \text{cols})$ 
9:     if  $\varphi(T_{out}, \llbracket p \rrbracket) = \top$  then
10:       $P \leftarrow P \cup \{p\}$ 
11: return  $P$ 

COMPLETE(Select( $s', \square$ ),  $T_{out}, C, \varphi$ )
1:  $P \leftarrow \emptyset$ 
2:  $\varphi' \leftarrow \text{PROPAGATE}(\varphi, \text{Select})$ 
3: for  $p' \in \text{COMPLETE}(s', T_{out}, C, \varphi')$  do
4:   for  $\text{cond} \in \text{CONDS}(\llbracket p' \rrbracket, C)$  do
5:      $p \leftarrow \text{Select}(p', \text{cond})$ 
6:     if  $\varphi(T_{out}, \llbracket p \rrbracket) = \top$  then
7:        $P \leftarrow P \cup \{p\}$ 
8: return  $P$ 

COMPLETE(Window( $s', \square$ ),  $T_{out}, C, \varphi$ )
1:  $P \leftarrow \emptyset$ 
2: for  $p' \in \text{COMPLETE}(s', T_{out}, C, \top)$  do
3:    $\text{wins} \leftarrow \text{WINS}(\llbracket p' \rrbracket)$ 
4:    $p \leftarrow \text{Window}(p', \text{wins})$ 
5:   if  $\varphi(T_{out}, \llbracket p \rrbracket) = \top$  then
6:      $P \leftarrow P \cup \{p\}$ 
7: return  $P$ 

COMPLETE(Group( $s', \square, \square$ ),  $T_{out}, C, \varphi$ )
1:  $P \leftarrow \emptyset$ 
2: for  $p' \in \text{COMPLETE}(s', T_{out}, C, \top)$  do
3:    $\text{aggs} \leftarrow \text{AGGS}(\llbracket p' \rrbracket)$ 
4:   for  $\text{cols}$  s.t.  $\text{cols} \subseteq \text{COLS}(\llbracket p' \rrbracket) \wedge |\text{cols}| \leq 2$  do
5:      $p \leftarrow \text{Group}(p', \text{cols}, \text{aggs})$ 
6:     if  $\varphi(T_{out}, \llbracket p \rrbracket) = \top$  then
7:        $P \leftarrow P \cup \{p\}$ 
8: return  $P$ 

COMPLETE(Join( $s'_1, s'_2, \square$ ),  $T_{out}, C, \varphi$ )
1:  $P \leftarrow \emptyset$ 
2:  $P'_1 \leftarrow \text{COMPLETE}(s'_1, T_{out}, C, \top)$ 
3:  $P'_2 \leftarrow \text{COMPLETE}(s'_2, T_{out}, C, \top)$ 
4: for  $(p'_1, p'_2) \in P'_1 \times P'_2$  do
5:   for  $\text{pairs} \in \text{PAIRS}(\llbracket p'_1 \rrbracket, \llbracket p'_2 \rrbracket)$  do
6:      $p \leftarrow \text{Join}(p'_1, p'_2, \text{pairs})$ 
7:     if  $\varphi(T_{out}, \llbracket p \rrbracket) = \top$  then
8:        $P \leftarrow P \cup \{p\}$ 
9: return  $P$ 

COMPLETE(LeftJoin( $s'_1, s'_2, \square$ ),  $T_{out}, C, \varphi$ )
1:  $P \leftarrow \emptyset$ 
2:  $P'_1 \leftarrow \text{COMPLETE}(s'_1, T_{out}, C, \top)$ 
3:  $P'_2 \leftarrow \text{COMPLETE}(s'_2, T_{out}, C, \top)$ 
4: for  $(p'_1, p'_2) \in P'_1 \times P'_2$  do
5:   for  $\text{pair} \in \text{PAIR}(\llbracket p'_1 \rrbracket, \llbracket p'_2 \rrbracket)$  do
6:      $p \leftarrow \text{LeftJoin}(p'_1, p'_2, \text{pair})$ 
7:     if  $\varphi(T_{out}, \llbracket p \rrbracket) = \top$  then
8:        $P \leftarrow P \cup \{p\}$ 
9: return  $P$ 

```

Figure 8: Algorithms for sketch completion

not give input tables that are not used in a resulting query, and it is effective for excluding sketches that do not meet the user's intention. For example, when a sketch $s = \text{LeftJoin}(\text{Table}(\square), \text{Table}(\square), \square)$ and $\vec{T}_{in} = \{T_1, T_2\}$, the result of $\text{ASIGNTABLES}(s, \vec{T}_{in})$ includes the following sketches.

- $\text{LeftJoin}(\text{Table}(T_1), \text{Table}(T_2), \square)$
- $\text{LeftJoin}(\text{Table}(T_2), \text{Table}(T_1), \square)$

Note that the sketch $\text{LeftJoin}(\text{Table}(T_1), \text{Table}(T_1), \square)$ is not included since this does not use the input table T_2 .

Next, we explain the function $\text{COMPLETESKETCH}(s, T_{out}, C)$. This function takes as input a sketch s , the output table T_{out} and constants C , and returns a set of programs. It fills ' \square 's in the sketch s by using constants in C , and thus constructs programs whose evaluation result can be T_{out} . Figure 8 shows the algorithms for sketch completion. The function $\text{COMPLETESKETCH}(s, T_{out}, C)$ is the entry point, and it invokes auxiliary functions named COMPLETE for recursively completing a sketch by propagating a constraint φ .

Before describing the details of each function in Figure 8, we start with the notations that are commonly used in these functions. We use $\llbracket p \rrbracket$ to refer to the table that can be gained by evaluating a program p . The function $\text{COLS}(T)$ returns the columns in table T . $\text{PROPAGATE}(\varphi, op)$ takes a constraint φ and an operator type op , and returns a constraint φ' . Figure 7 shows the definition of PROPAGATE . It calculates a precondition φ' from the postcondition φ of the sketch completion. Accurately, suppose we have a sketch s

and its child s' , and the programs p and p' are obtained by completing s and s' , respectively. When the sketch s has the operator op , $\text{PROPAGATE}(\varphi, op)$ returns a constraint φ' such that $\varphi'(T_{out}, \llbracket p' \rrbracket) = \top$, which is a necessary condition for $\varphi(T_{out}, \llbracket p \rrbracket) = \top$ to hold. For example, suppose a sketch $s = \text{Select}(s', \square)$ is to be completed, and the postcondition is $\varphi = (\Rightarrow, =_{set})$. This means that $\llbracket p \rrbracket$ needs to have a column equivalent to each column in T_{out} as set ($=_{set}$). Then, $\text{PROPAGATE}(\varphi, \text{Select})$ returns $\varphi' = (\Rightarrow, \subseteq_{set})$ as a precondition for the completion of s . The reason is that Select operator does not yield any new values, and therefore $\llbracket p' \rrbracket$ needs to have a column that is superset (\subseteq_{set}) of each column in T_{out} .

We explain each part of the algorithm in Figure 8. For the completion of $\text{Table}(\text{name})$, there are no ' \square 's to be filled, and only pruning is performed using the propagated constraint φ . Here the evaluation result $\llbracket p \rrbracket$ is the same as one of the input tables. Therefore, the pruning essentially compares an input table T_{in} and the output table T_{out} . This is the first pruning that we perform before filling ' \square 's in a sketch, and here we validate whether the entire sketch can satisfy the I/O tables. For example, if T_{out} has a cell with a value v that does not exist in T_{in} , we can discard the sketch $\text{Project}(\text{Select}(\text{Table}(T_1), \square), \square)$ before filling the remaining ' \square 's. The reason is that the propagated constraint $\varphi = (\Rightarrow, \subseteq_{bag})$ can detect the fact that no matter how the remaining ' \square 's are filled, the value v will not be yielded by Select or Project . This pruning is similar to the validation of a sketch in MORPHEUS

```

COMPLETE(Project( $s', \square$ ),  $T_{\text{out}}, C, \varphi$ )
1:  $P \leftarrow \emptyset$ 
2: for  $p' \in \text{COMPLETE}(s', T_{\text{out}}, C, \varphi)$  do
3:   for  $\text{cols} \subseteq \text{COLS}(\llbracket p' \rrbracket)$  do
4:     for  $\text{cols}' \in \text{PERMUTE}(\text{cols})$  do
5:        $p \leftarrow \text{Project}(p', \text{cols}')$ 
6:       if  $\varphi(T_{\text{out}}, \llbracket p \rrbracket) = \top$  then
7:          $P \leftarrow P \cup \{p\}$ 
8: return  $P$ 

```

Figure 9: The completion of Project sketch in prior work

[11]. While it uses an SMT solver to validate a sketch, our algorithm uses a propagated constraint φ , which considers an inclusion relation between the output and intermediate tables.

For the completion of Order(s', \square), we first complete the child s' and then fill the target sketch with sort keys. The function SORTKEYS infers sort keys from the columns in T_{out} . Accurately, we find a column c_1 sorted in ascending or descending order from the columns in T_{out} . If the values in c_1 are duplicated, we group the records by the key of c_1 . Then, we again find sort keys for each group. If c_2 is a valid key for all the groups, we obtain a composite key $[c_1, c_2]$. By finding sort keys in the same manner, we obtain a composite key $[c_1, c_2, \dots, c_n]$. Finally, we convert it to the corresponding columns in $\llbracket p' \rrbracket$. Note that pruning with the constraint φ is not needed here because the child's constraint $\varphi(T_{\text{out}}, \llbracket p' \rrbracket) = \top$ holds and hence the predicate $\varphi(T_{\text{out}}, \llbracket p \rrbracket) = \top$ is always true.

For the completion of Distinct(s'), we complete the child sketch and discard invalid programs since there are no ' \square 's to be filled.

For the completion of Project(s', \square), we fill the sketch with projected columns. This is one of the most distinctive parts of our algorithm. Importantly, owing to the restriction of sketch structures in Table 1, the constraint φ always has the form of $\varphi = (\Leftrightarrow, R)$ when this function is invoked. First, we obtain the program p' by completing the child of the sketch. Then, for each i -th column in T_{out} , we calculate the set R_i of indices i' such that the i' -th column in $\llbracket p' \rrbracket$ corresponds to the i -th column in T_{out} by relation R . Note that every R_i cannot be empty because the child's constraint $\varphi' = (\Leftrightarrow, R) \wedge \varphi'(T_{\text{out}}, \llbracket p' \rrbracket) = \top$ holds. Finally, we enumerate the elements in the cartesian product of $R_1, \dots, R_{|T_{\text{out}}|}$ as the candidates for projected columns. The bottlenecks of this part are (1) the calculation of each R_i and (2) the calculation of the cartesian product of $R_1, \dots, R_{|T_{\text{out}}|}$. The computational complexity of (1) is $O(|T_{\text{out}}| \cdot |\llbracket p' \rrbracket|)$, where $|T_{\text{out}}|$ is the number of the cells in table T . The worst-case complexity of (2) is exponential, but the computation does not cause a combinatorial explosion in most cases because the size of each R_i is generally small.

In contrast, prior work [11, 31] does not expect that the columns in $\llbracket p' \rrbracket$ correspond to those in T_{out} in their order (i.e., ' \Leftarrow ' in our work) when Project sketch is being completed. Therefore, it needs to enumerate all the permutations of the columns in $\llbracket p' \rrbracket$ as in Figure 9. The computational cost grows exponentially as the number of the columns in $\llbracket p' \rrbracket$ increases, which leads to a scalability issue in the overall algorithm.

For the completion of Select(s', \square), we fill the sketch with predicates. The function CONDS(T, C) returns the predicates using

columns in table T and constants in C . These predicates conform to the rule $\langle \text{pred} \rangle$ in the grammar of Figure 2, and they have consistent types between columns and constants. To enumerate the predicates efficiently, the information about remaining rows is encoded into a bit array, which is introduced in SCYTHE [31]. That is, we calculate a bit array b for each predicate, where $b[i] = 1$ if the i -th row in T remains, and $b[i] = 0$ otherwise. Specifically, we enumerate predicate candidates in the order of $\langle \text{prim} \rangle$, $\langle \text{clause} \rangle$ and $\langle \text{pred} \rangle$. A predicate for $\langle \text{clause} \rangle$ is a disjunction of $\langle \text{prim} \rangle$ s, and a $\langle \text{pred} \rangle$ is a conjunction of $\langle \text{clause} \rangle$ s. When calculating the remaining rows as a result of these predicates, we perform the operations \vee and \wedge over bit arrays instead of executing compound predicates over an instantiated table. Since we try to find a single program that satisfies the I/O tables, we discard predicates that have the same bit array as previously enumerated ones.

For the completion of Window(s', \square), we fill the sketch with the columns of window functions. The function WIN(T) enumerates the columns in the form of $\langle \text{win} \rangle$ in the grammar of Figure 2, i.e., a window function, a target column, partitioning keys and a sort key. The number of these combinations may be large in some cases, and the table obtained by $\llbracket p \rrbracket$ possibly has a large number of columns. However, this does not significantly affect the overall performance since our algorithm is resistant to the increase in column size. This strategy enables our algorithm to do without user hints as to which functions should be used. Of course, due to this strategy, synthesized programs may contain useless columns that do not affect the behavior. Hence, we eliminate such columns after we have found a correct program.

For the completion of Group(s', \square, \square), we fill the sketch with grouping keys and aggregation columns. Similar to the completion of Window sketch, the function AGGS($\llbracket p' \rrbracket$) enumerates the combinations of the columns in $\llbracket p' \rrbracket$ and the aggregation functions. We then enumerate grouping keys, the size of which is less than or equal to two. We discuss this limitation in Section 5.3.

For the completion of Join(s'_1, s'_2, \square) and LeftJoin(s'_1, s'_2, \square), we fill the sketch with key pair(s). These sketches have two children s'_1 and s'_2 , and we begin with completing them to obtain the sets P'_1 and P'_2 of programs. Then, we fill join predicates for each pair of the programs $p'_1 \in P'_1$ and $p'_2 \in P'_2$. The function PAIRS(T_1, T_2) uses columns in T_1 and T_2 to create the predicates in the form of $\langle \text{pairs} \rangle$ in Figure 2. In particular, it first enumerates the predicates for $\langle \text{pair} \rangle$, and then combines them using \wedge to generate the conjunctive predicates for $\langle \text{pairs} \rangle$. Similarly, PAIR(T_1, T_2) returns a set of single pairs in T_1 and T_2 for the completion of LeftJoin sketches. In these processes, we use bit arrays to efficiently enumerate the predicates as in the completion of Select sketches. In addition to calculating remaining rows efficiently, we reduce the cost for instantiating the cross product of two tables, as in SCYTHE.

5.3 Adaptability to Grammar Extensions

Our algorithm can easily support additional syntax features for predicates and functions because it does not depend on the concrete semantics of them. For example, we can easily support the aggregation function STDEV, which calculates the statistical standard deviation for each group, by adding it to the list of aggregation functions. Also, supporting LIKE in predicates is straightforward if

the user provides pattern strings used in LIKE predicates as part of constants C .

In contrast, it is difficult for our algorithm to naively support the UNION clause, which is an operator to combine the records in two tables. Because the positions of Union and Project cannot be safely interchanged in sketch structures, we can no longer fix the position of Project above other operators as the combinations in Table 1. Hence, filling $\text{Project}(s', \square)$ with projected columns leads to a significant increase in computational cost as in prior work. However, in general, the UNION clause is used just for combining the results from multiple subqueries. We believe that the user does not have difficulty combining such queries by using the UNION keyword as long as our method synthesizes each query.

Also, it is difficult to naively support queries with a large number of grouping keys. The reason is that a slight change in key selection can have a significant effect on yielded values, and hence we cannot find desired grouping keys without executing queries. Therefore, allowing an arbitrary number of grouping keys will inevitably result in a combinatorial explosion during the completion of Group and Window sketches. This is the reason for which we limit the size of grouping keys to two or less in Figure 2.

6 IMPLEMENTATION

We implemented this algorithm in Java as a tool PATSQL and optimized it in several points to reduce the search space on sketch structures. First, we do not enumerate the sketches that are “symmetric” with the previously explored ones. Accurately, we do not distinguish the sketches in the form of $\text{Join}(s_1, s_2, \square)$ and $\text{Join}(s_2, s_1, \square)$ since the programs derived from them are semantically equivalent. Second, we do not enumerate the sketches that do not contain Select operator when the constants C are not empty.

We provide a user interface that is inspired by the concept of *live programming*. Live programming is an interactive programming environment, where the user can get real-time feedback on the behavior of a program each time s/he updates the code [21]. Similarly, we implemented an interactive user interface for PBE, where the user can get real-time feedback on the synthesized program each time s/he updates the I/O example. This interface enables the user to start with a simple example and progressively create more complex examples, as long as the synthesis time is reasonably short.

7 EVALUATION

To evaluate PATSQL, we perform experiments to answer the following research questions.

- RQ1:** Is PATSQL more effective for synthesizing complex SQL queries than prior methods?
- RQ2:** Do our improvements in the algorithm contribute to the performance compared to a naive algorithm?
- RQ3:** What kind of queries does PATSQL fail to synthesize?

To answer the questions, we synthesize a wide variety of SQL queries by using PATSQL and other methods. The experiments are conducted on a machine with 2.20 GHz Intel Xeon CPU and 8 GB of physical memory running the Windows 10 OS.

7.1 Benchmarks

To investigate the effectiveness of PATSQL on practical SQL queries, we collected 118 queries in total from the three benchmarks.

ase13: These 28 queries were extracted from a textbook for database systems. The I/O tables were introduced for the evaluation of SQLSynthesizer [36] and also used for SCYTHE study [31]. These queries range from basic ones that non-experts may have difficulty writing, to complex ones that combine standard SQL features.

so-top: These 57 queries were extracted from posts in Stack Overflow. The I/O tables were introduced in the evaluation of SCYTHE. The extracted posts are questions about SQL programming and have more than 30 votes. That is, these benchmarks represent common and practical issues that developers are faced with. Note that we do not employ the other benchmarks that were introduced in SCYTHE evaluation, such as so-dev and so-recent. The reason is that the posts are less sophisticated than those in so-top, and the intentions and the solutions tend to be ambiguous, which can affect the accuracy of our evaluation.

kaggle: These 33 queries were extracted from SQL tutorials in Kaggle, which is an online community for data science. In particular, we collected queries from tutorials and exercises in “Intro to SQL”¹ and “Advanced SQL”². These include various queries that are common in the context of data analysis. Importantly, the queries handle real tables that are published as datasets in Kaggle. This benchmark is mainly used for evaluating the effectiveness of PBE methods on I/O tables having full-scale schemas.

7.2 Compared Systems

We compare the performance of PATSQL to those of the existing method SCYTHE and a baseline algorithm.

SCYTHE is a state-of-the-art tool that synthesizes complex SQL queries from I/O tables [31]. In particular, it supports the synthesis of nested query along with grouping and aggregation by enumerating *abstract queries* in a bottom-up manner. There are several differences in specifications between PATSQL and SCYTHE. For example, while PATSQL finds a single solution as a result, SCYTHE finds five solutions that have high scores based on a ranking heuristic. Also, SCYTHE can be provided with hints about which aggregation functions should be used in the resulting query.

BASELINE is a baseline algorithm that has the same search space as PATSQL. Specifically, BASELINE synthesizes SQL queries in our DSL in Figure 2, and the overall algorithm is almost the same as PATSQL. The difference is that, for the completion of the sketch $\text{Project}(s', \square)$, it uses the algorithm in Figure 9, which is a naive way for enumerating projected columns, instead of the algorithm in Figure 8. Also, BASELINE must be provided with the hints about which aggregation and window functions should be used. Without the hints, the computational cost becomes intractable since the completion of Project sketches needs to calculate the permutations of a large number of columns, which we have appended in the completion of Group and Window sketches.

¹<https://www.kaggle.com/learn/intro-to-sql>

²<https://www.kaggle.com/learn/advanced-sql>

Table 2: The number of benchmarks solved by different algorithms. The “No.” column represents the number of queries. The “#Col” and “#Cell” columns represent the average number of columns and cells, respectively.

	No.	#Col	#Cell	PATSQL	SCYTHE	BASELINE
ase13	28	3.2	50.5	24 (86%)	15 (54%)	14 (50%)
so-top	57	3.0	17.2	42 (74%)	40 (70%)	25 (44%)
kaggle	33	12.1	164.5	19 (58%)	0 (0%)	1 (3%)
total	118	-	-	85 (72%)	55 (47%)	40 (34%)

7.3 Evaluation Process

We performed the synthesis of the benchmark queries by using PATSQL, SCYTHE and BASELINE. For the benchmarks ase13 and so-top, we reused the I/O tables that were created in SCYTHE study [31]. The columns related to the query are extracted in advance, and hence the schemas of the I/O tables are not necessarily the same as original ones. For the kaggle benchmark, we created I/O tables for each query. Specifically, the tables were created by a third person, who is familiar with SQL but was not involved in the development of our synthesis algorithm. Here the schemas of I/O tables are the same as those of the original tables in datasets. In general, this setting is preferable for users since there is no need to decide which columns to be used before creating I/O tables. We provided each algorithm with hints about the constants used in predicates, and we also provided SCYTHE and BASELINE with hints about aggregation and window functions.

The correctness of the synthesized queries was verified by at least two people familiar with SQL. When the synthesized query did not have the same semantics as the solution, we updated the I/O tables and hints to make the intention clearer mainly by adding rows. We continued to update the tables and hints until a desired query was found or a timeout occurred. For the evaluation of SCYTHE, we checked if a desired query was included in the five queries that SCYTHE returned as a result. We did not check the correctness of the SCYTHE’s results for the benchmarks ase13 and so-top because the correctness had been carefully verified in SCYTHE study. Since we focus on a real-time interactive usage of a PBE tool as mentioned in Section 6, we did not count the number of the updates performed during the synthesis process. For the same reason, we performed each synthesis with a time limit of 100 seconds, which is shorter than that in SCYTHE study. We do not expect that the difference in time limit does not have a significant effect on the experimental results since each synthesis time increases exponentially in proportion to the size of the solution program.

7.4 Comparison to Prior Work

We first compare the number of benchmarks solved PATSQL and SCYTHE. For the benchmarks ase13 and so-top, PATSQL solved 66 benchmarks while SCYTHE solved 55 (see Table 2). In particular, PATSQL succeeded in synthesizing 12 queries from I/O tables with a large number of cells that SCYTHE failed to solve due to scalability issues. Additionally, PATSQL succeeded in synthesizing a query with the window function ROW_NUMBER(), which SCYTHE does not support. In contrast, PATSQL failed to synthesize two queries that

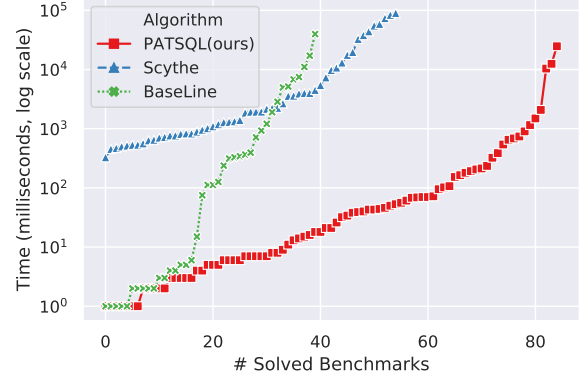


Figure 10: The synthesis time for benchmarks.

SCYTHE succeeded in. The first case was due to non equi-join, which uses inequality operators such as ‘<’ in a JOIN condition, and the second case was due to the order in which sketches were generated. For the kaggle benchmark, PATSQL solved 19 benchmarks while SCYTHE did not solve any of them. Since the benchmark handles I/O tables having full-scale schema, SCYTHE caused combinatorial explosions in the enumeration of abstract queries. In contrast, PATSQL succeeded in synthesizing such queries thanks to our improvements in the algorithm that support I/O tables having larger schemas. In summary, the expressiveness of PATSQL is comparable to that of SCYTHE, and PATSQL can synthesize queries from I/O tables having large schemas that SCYTHE cannot deal with. The PATSQL’s advantage in scalability also contributes to synthesizing more queries within a time limit.

Next, we compare PATSQL to SCYTHE in terms of the execution time. PATSQL synthesized 63 of solved benchmarks within 0.1 seconds and 79 within a second, while SCYTHE synthesized 19 within a second and 43 within ten seconds (Figure 10). PATSQL finds a solution faster than SCYTHE, even considering that SCYTHE returns five queries as a result. The faster execution time of PATSQL is useful for interactive scenarios where the user modifies the I/O example step by step.

For **RQ1**, the experimental result suggests that PATSQL outperforms a state-of-the-art algorithm SCYTHE in terms of the execution time and the scalability of I/O tables while maintaining the expressiveness of synthesized queries.

7.5 Comparison to Baseline

To illustrate the effectiveness of our improvements in the algorithm, we compare the number of benchmarks solved by PATSQL and BASELINE. As a result, BASELINE solved 40 out of the 118 benchmarks while PATSQL solved 85 out of them (Table 2). Recall that the difference between PATSQL and BASELINE is in the completion of Project sketches. Therefore, the failed benchmarks by BASELINE were caused by inefficient performance in the completion of Project sketches. That is, the completion algorithm seen in prior work significantly decreases the performance in cases with large

Table 3: The causes of PATSQL’s failure. The ‘f-elem’ row means unsupported syntax features, and ‘f-struct’ means complex structures of desired queries that can be represented in DSL but cannot be found within a time limit.

	ase13	so-top	kaggle	total
f-elem	2	14	10	26
f-struct	2	1	4	7
total	4	15	14	33

tables, and our improvements can avoid such cases. This difference leads to a 38% ($= (85 - 40) / 118$) improvement in the number of solved benchmarks. Next, we compare the execution time. As a result, BASELINE solved 30 benchmarks within a second while PATSQL solved 79 within a second (Figure 10). The result shows that our improvements significantly reduce the execution time.

For RQ2, the experimental result shows that our improvements in the algorithm improve the performance significantly. We also show that the efficient completion of Project sketches is crucial for the overall performance. Note that other improvements such as pruning by the table constraint φ and the restriction on sketch structures in Table 1 are not necessarily crucial for the performance improvement, but they are required to realize the efficient completion of Project sketches.

7.6 Failed Cases

To answer RQ3, we analyzed the 33 cases that PATSQL failed to solve. We classified the failure causes into two categories: *f-elem* and *f-struct*, and we found that 26 cases are in *f-elem* and 7 cases in *f-struct* (Table 3). The ‘f-elem’ column represents the number of queries that PATSQL failed to synthesize due to the existence of unsupported syntax features. These include pivot operations (4 cases), LIKE (3 cases), UNION (2 cases), non equi-join (2 cases), timestamp operations (2 cases), CASE (1 case) and other 12 SQL features. In contrast, the ‘f-struct’ column represents the number of failed cases due to the complex structures of desired queries. In particular, two cases in kaggle benchmark require sketches whose sizes are five, while the other cases require more than five. PATSQL cannot find relatively small sketches for kaggle benchmark because it needs to process large I/O tables during the synthesis. Although the computational cost of PATSQL does not increase significantly with respect to the scale of I/O tables, it certainly does increase in a polynomial order. Therefore, PATSQL could not search a sufficient number of sketches before a timeout occurred. We believe these analysis results will be helpful for future work.

8 RELATED WORK

Programming by Example (PBE) is a technique that synthesizes programs from given I/O examples, and has been studied intensively in recent years [14, 15, 25]. PBE has been applied to help non-experts in a wide range of domains such as string manipulation [9, 13], data migration [33, 34], data extraction [22] and MapReduce program [28]. Specifically, our algorithm is closely related to techniques that deal with table structures as I/O examples such as SQL queries [31, 36], data frame manipulation [5, 11], tensor manipulation [27] and data visualization [32]. These algorithms focus on methods

that leverage the properties of table structures to enable efficient synthesis. Examples of them include pruning by table inclusion relations [31, 32], pruning by constraints on table metadata such as the number of columns and rows [11] and machine learning by transforming a table into a graph structure [5]. Also, many of them adopt the concept of sketch, which determines and validates the program structure before enumerating concrete candidates, as our algorithm does. Thanks to these improvements, a rich set of syntax features and complex program structures have been supported.

However, these existing techniques suffer exponential increases in computational cost as the number of columns increases. This challenge makes it difficult to apply the PBE methods in practical scenarios. Note that, to avoid such combinatorial explosions, some algorithms [5, 36] are based on the assumption that the corresponding column names are always the same, which we believe is difficult to apply to non-experts’ usage. To address these issues, we present a novel approach that deals with I/O tables having full-scale schemas without depending the column names.

Query Reverse Engineering (QRE) is a technique for restoring database queries from several examples of records (and counterexamples in some cases) that the user wants to retrieve from tables. QRE has been actively studied in database communities, and a variety of techniques have been proposed [10, 18, 24, 30]. In a typical setting for QRE, the target table is an existing one in a database, and therefore executing a query may take long time when the table has a large number of records. Thus, these algorithms need to deal with the scalability with respect to not only the number of columns but the number of rows, which our algorithm does not focus on. Also, some techniques assume that information such as used constants or used tables is not available. Despite these strict limitations, SQUID [10] restores queries with aggregation and grouping. Although a rich set of syntax features has been supported, there are no QRE methods that support more advanced features such as nested query or window functions as far as we know.

Synthesis Algorithms. A wide variety of improvements in program synthesis algorithm have been proposed. Our algorithm is categorized as an enumerative synthesis algorithm, which is one of the most successful strategies [15]. Smith et al. [29] proposed a program synthesis technique that only enumerates programs in *normal form* to reduce the search space. The normal forms are computed from a set of rewrite rules on program structures. Although this concept is similar to our restriction on sketch structures in Table 1, we focus on restricting program structures for enabling efficient sketch completion, rather than reducing the search space on program structures.

We also highlight recent advances in synthesis techniques that employ machine learning or stochastic models [2, 4, 19, 23, 25, 26]. For example, SKETCHADAPT [26] prioritizes sketches that may lead to a desired query based on a recurrent neural network model, which has learned patterns from codebases. Introducing sketch priorities into our algorithm would be straightforward since our sketch completion depends only on the target sketch.

Natural Language Interface (NLI) is another approach than PBE for helping non-experts to write queries [1]. In particular, a variety of techniques for translating specifications in natural language into SQL queries have been studied [6, 16, 17, 35]. For example,

SyntaxSQLNet [35] is a text-to-SQL generator that employs a SQL specific syntax tree-based decoder. It supports a rich set of SQL features such as aggregation, union and nested query. However, specifications in natural language tend to be ambiguous compared to I/O examples. To address this issue, DuoQUEST [3] aims to combine PBE and NLI approaches to meet user’s practical demands. We believe each advance in PBE and NLI technologies will also contribute to advances in such dual-specification approaches.

9 CONCLUSION

In this paper, we proposed a novel algorithm called PATSQL, which synthesizes SQL queries from I/O tables. PATSQL can efficiently synthesize queries even when the schemas of I/O tables are as large as those of real tables. In particular, PATSQL efficiently enumerates the combinations of projected columns by restricting sketch structures based on transformation rules and propagating our original constraint on a sketch in a top-down manner. The empirical result shows that our algorithm outperforms a state-of-the-art algorithm in terms of the execution time and the scalability of I/O tables, while maintaining the expressiveness of synthesized queries.

An immediate future direction is to support additional syntax elements and to develop methodologies that are able to find more complex program structures in order to synthesize advanced SQL queries like in Kaggle’s tutorial. More broadly, we believe that it is important to find out the requirements for the practical use of PBE tools through user studies and continue to improve the algorithms and user interfaces according to the findings.

REFERENCES

- [1] Katrin Affolter, Kurt Stockinger, and Abraham Bernstein. 2019. A comparative survey of recent natural language interfaces for databases. *The VLDB Journal* 28 (2019), 793–819.
- [2] Miltiadis Allamanis, Earl T. Barr, Premkumar Devanbu, and Charles Sutton. 2018. A Survey of Machine Learning for Big Code and Naturalness. *Comput. Surveys* 51, 4, Article Article 81 (2018).
- [3] Christopher Baik, Zhongjun Jin, Michael Cafarella, and H. V. Jagadish. 2020. Duoquest: A Dual-Specification System for Expressive SQL Queries. *CoRR abs/2003.07438* (2020).
- [4] Matej Balog, Alexander Gaunt, Marc Brockschmidt, Sebastian Nowozin, and Daniel Tarlow. 2017. DeepCoder: Learning to Write Programs. In *Proceedings of the International Conference on Learning Representations*.
- [5] Rohan Bavishi, Caroline Lemieux, Roy Fox, Koushik Sen, and Ion Stoica. 2019. AutoPandas: Neural-Backed Generators for Program Synthesis. *Proceedings of the ACM on Programming Languages (OOPSLA)* 3, 1–27.
- [6] Ben Bogin, Jonathan Berant, and Matt Gardner. 2019. Representing Schema Structure with Graph Neural Networks for Text-to-SQL Parsing. In *Proceedings of the 57th Annual Meeting of the Association for Computational Linguistics*. 4560–4565.
- [7] Alvin Cheung, Armando Solar-Lezama, and Samuel Madden. 2012. Inferring SQL Queries Using Program Synthesis. *CoRR abs/1208.2013* (2012).
- [8] Jan Van den Bussche and Stijn Vansummeren. 2009. Translating SQL into the relational algebra. *Course notes, Hasselt University and Université Libre de Bruxelles* (2009).
- [9] Jacob Devlin, Jonathan Uesato, Surya Bhupatiraju, Rishabh Singh, Abdel-rahman Mohamed, and Pushmeet Kohli. 2017. RobustFill: Neural Program Learning under Noisy I/O. In *Proceedings of the 34th International Conference on Machine Learning*. 990–998.
- [10] Anna Fariha and Alexandra Meliou. 2019. Example-Driven Query Intent Discovery: Abductive Reasoning Using Semantic Similarity. *Proc. VLDB Endow.* 12, 11 (2019), 1262–1275.
- [11] Yu Feng, Ruben Martins, Jacob Van Geffen, Isil Dillig, and Swarat Chaudhuri. 2017. Component-based Synthesis of Table Consolidation and Transformation Tasks from Examples. In *Proceedings of the 38th ACM SIGPLAN Conference on Programming Language Design and Implementation*. 422–436.
- [12] Hector Garcia-Molina, Jeffrey D. Ullman, and Jennifer Widom. 2008. *Database Systems: The Complete Book, Second Edition*. Prentice Hall Press, Upper Saddle River, NJ, USA.
- [13] Sumit Gulwani. 2011. Automating String Processing in Spreadsheets using Input-Output Examples. In *Proceedings of the 38th ACM SIGPLAN-SIGACT Symposium on Principles of Programming Languages*.
- [14] Sumit Gulwani and Prateek Jain. 2019. Programming by Examples: PL meets ML. *Dependable Software Systems Engineering* (2019).
- [15] Sumit Gulwani, Alex Polozov, and Rishabh Singh. 2017. Program Synthesis. *Foundations and Trends in Programming Languages* 4, 1–2 (2017), 1–119.
- [16] Jiaqi Guo, Zecheng Zhan, Yan Gao, Yan Xiao, Jian-Guang Lou, Ting Liu, and Dongmei Zhang. 2019. Towards Complex Text-to-SQL in Cross-Domain Database with Intermediate Representation. In *Proceedings of the 57th Annual Meeting of the Association for Computational Linguistics*. 4524–4535.
- [17] Po-Sen Huang, Chenglong Wang, Rishabh Singh, Wen tau Yih, and Xiaodong He. 2018. Natural Language to Structured Query Generation via Meta-Learning. In *The 16th Annual Conference of the North American Chapter of the Association for Computational Linguistics: Human Language Technologies*.
- [18] Dmitri V. Kalashnikov, Laks V.S. Lakshmanan, and Divesh Srivastava. 2018. FastQRE: Fast Query Reverse Engineering. In *Proceedings of the 2018 International Conference on Management of Data*. 337–350.
- [19] Neel Kant. 2018. Recent Advances in Neural Program Synthesis. *CoRR abs/1802.02353* (2018).
- [20] Miryung Kim, Thomas Zimmermann, Robert DeLine, and Andrew Begel. 2018. Data Scientists in Software Teams: State of the Art and Challenges. *IEEE Transactions on Software Engineering* 44, 11 (2018), 1024–1038.
- [21] Juraj Kubelka, Romain Robbes, and Alexandre Bergel. 2018. The road to live programming: insights from the practice. In *Proceedings of the 40th International Conference on Software Engineering*. 1090–1101.
- [22] Vu Le and Sumit Gulwani. 2014. FlashExtract: A Framework for Data Extraction by Examples. In *Proceedings of the 35th ACM SIGPLAN Conference on Programming Language Design and Implementation*. New York, NY, USA, 542–553.
- [23] Woosuk Lee, Kihong Heo, Rajeev Alur, and Mayur Naik. 2018. Accelerating Search-based Program Synthesis Using Learned Probabilistic Models. In *Proceedings of the 39th ACM SIGPLAN Conference on Programming Language Design and Implementation*. 436–449.
- [24] Denis Mayr Lima Martins. 2019. Reverse engineering database queries from examples: State-of-the-art, challenges, and research opportunities. *Information Systems* 83 (2019), 89–100.
- [25] Aditya Krishna Menon, Omer Tamuz, Sumit Gulwani, Butler Lampson, and Adam Tauman Kalai. 2013. A Machine Learning Framework for Programming by Example. In *Proceedings of the 30th International Conference on Machine Learning*. 187–195.
- [26] Maxwell I. Nye, Luke B. Hewitt, Joshua B. Tenenbaum, and Armando Solar-Lezama. 2019. Learning to Infer Program Sketches. In *Proceedings of the 36th International Conference on Machine Learning*. 4861–4870.
- [27] Kensen Shi, David W. Bieber, and Rishabh Singh. 2020. TF-Coder: Program Synthesis for Tensor Manipulations. *CoRR abs/2003.09040* (2020).
- [28] Calvin Smith and Aws Albarghouthi. 2016. MapReduce Program Synthesis. In *Proceedings of the 37th ACM SIGPLAN Conference on Programming Language Design and Implementation*. 326–340.
- [29] Calvin Smith and Aws Albarghouthi. 2019. Program Synthesis with Equivalence Reduction. In *International Conference on Verification, Model Checking, and Abstract Interpretation*. 24–47.
- [30] Wei Chit Tan, Meihui Zhang, Hazem Elmeleegy, and Divesh Srivastava. 2017. Reverse Engineering Aggregation Queries. *Proceedings of the VLDB Endowment* 10, 11, 1394–1405.
- [31] Chenglong Wang, Alvin Cheung, and Rastislav Bodik. 2017. Synthesizing Highly Expressive SQL Queries from Input-output Examples. In *Proceedings of the 38th ACM SIGPLAN Conference on Programming Language Design and Implementation*. 452–466.
- [32] Chenglong Wang, Yu Feng, Rastislav Bodik, Alvin Cheung, and Isil Dillig. 2020. Visualization by Example. In *Proceedings of the 47th ACM SIGPLAN Symposium on Principles of Programming Languages*.
- [33] Yuepeng Wang, Rushi Shah, Abby Criswell, Rong Pan, and Isil Dillig. 2020. Data Migration Using Datalog Program Synthesis. *Proc. VLDB Endow.* 13, 7 (2020), 1006–1019.
- [34] Navid Yaghmazadeh, Xinyu Wang, and Isil Dillig. 2018. Automated Migration of Hierarchical Data to Relational Tables Using Programming-by-Example. *Proc. VLDB Endow.* 11, 5 (2018), 580–593.
- [35] Tao Yu, Michihiro Yasunaga, Kai Yang, Rui Zhang, Dongxu Wang, Zifan Li, and Dragomir Radev. 2018. SyntaxSQLNet: Syntax Tree Networks for Complex and Cross-Domain Text-to-SQL Task. In *Proceedings of the 2018 Conference on Empirical Methods in Natural Language Processing*. 1653–1663.
- [36] Sai Zhang and Yuyin Sun. 2013. Automatically Synthesizing SQL Queries from Input-output Examples. In *Proceedings of the 28th IEEE/ACM International Conference on Automated Software Engineering*. 224–234.