

NEURAL RANDOM PROJECTION: FROM THE INITIAL TASK TO THE INPUT SIMILARITY PROBLEM

Alan Savushkin, Nikita Benkovich & Dmitry Golubev

Kaspersky

Moscow 125212, Russia

{Alan.Savushkin, Nikita.Benkovich, Dmitry.S.Golubev}@kaspersky.com

ABSTRACT

The data representation plays an important role in evaluating similarity between objects. In this paper, we propose a novel approach for implicit data representation to evaluate similarity of input data using a trained neural network. In contrast to the previous approach, which uses gradients for representation, we utilize only the outputs from the last hidden layer of a neural network and do not use a backward step. The proposed technique explicitly takes into account the initial task and significantly reduces the size of the vector representation, as well as the computation time. The key point is minimization of information loss between layers. Generally, a neural network discards information that is not related to the problem, which makes the last hidden layer representation useless for input similarity task. In this work, we consider two main causes of information loss: correlation between neurons and insufficient size of the last hidden layer. To reduce the correlation between neurons we use orthogonal weight initialization for each layer and modify the loss function to ensure orthogonality of the weights during training. Moreover, we show that activation functions can potentially increase correlation. To solve this problem, we apply modified Batch-Normalization with Dropout. Using orthogonal weight matrices allow us to consider such neural networks as an application of the Random Projection method and get a lower bound estimate for the size of the last hidden layer. We perform experiments on MNIST and physical examination datasets. In both experiments, initially, we split a set of labels into two disjoint subsets to train a neural network for binary classification problem, and then use this model to measure similarity between input data and define hidden classes. Our experimental results show that the proposed approach achieves competitive results on the input similarity task while reducing both computation time and the size of the input representation.

1 INTRODUCTION

Evaluating object similarity is an important area in machine learning literature. It is used in various applications such as search query matching, image similarity search, recommender systems, clustering, classification. In practice, the quality of similarity evaluation methods depends on the data representation.

For a long time neural networks show successful results in many tasks and one such task is obtaining good representations. Many of these methods can be considered in terms of domain and task. The first case is when we have only unlabeled dataset. Then we can use autoencoders (Bank et al., 2020) or self-supervised approaches (Chen et al., 2020; Devlin et al., 2018; Doersch et al., 2015; Dosovitskiy et al., 2014; Gidaris et al., 2018; Noroozi & Favaro, 2016; Noroozi et al., 2017; Oord et al., 2018; Peters et al., 2018), which require formulation of a pretext task, which in most cases depends on the data type. These methods can be called explicit because they directly solve the problem of representation learning. Moreover, these models can be used for transfer knowledge when we have labeled data only in the target domain. The second case is where we have labeled data in the source and target domains. Then we can apply a multi-task learning approach (Ruder, 2017) or fine-tune the models (Simonyan & Zisserman, 2014; He et al., 2016) trained on a large dataset like ImageNet. Finally, there is the domain adaptation approach

(Wang & Deng, 2018) where we have a single task but different source and target domains with labeled data in the target domain (Hu et al., 2015) or with unlabeled data (Li et al., 2016; Yan et al., 2017; Zellinger et al., 2017).

In our study the target task is to measure similarity between objects and to define hidden classes based on it. We are interested in studying the issue of implicit learning of representations. Can the neural networks store information about subcategories if we don't explicitly train them to do this? More formally, we have the same source and target domains but different tasks and we don't have labeled data in the target domain. That makes our case different from the cases of transfer learning.

A solution to this problem could be useful in many practical cases. For example, we could train a model to classify whether messages are spam or not and then group spam campaigns or kind of attacks (phishing, spoofing, etc.) based on similarity measuring by trained neural network. Similar cases could be in the medicine (classifying patients into healthy/sick and grouping them by the disease) or in financial (credit scoring) area. The benefits are that we do not depend on the data type and, more importantly, we use only one model for different tasks without fine-tuning, which significantly reduces time for developing and supporting of several models.

Similar study was done in (Hanawa et al., 2020), where authors proposed evaluation criteria for instance-based explanation of decisions made by neural network and tested several metrics for measuring input similarity. In particular, they proposed the Identical subclass test which checks whether two objects considered similar are from the same subclass. According to the results of their experiments, the most qualitative approach is the approach presented in (Charpiat et al., 2019), which proposed to measure similarity between objects using the gradients of a neural network. In experiments, the authors applied their approach to the analysis of the self-denoising phenomenon. Despite the fact that this method has theoretical guaranties and does not require to modify the model to use it, in practice, especially in real-time tasks, using gradients tends to increase the computation time and size of vector representation. This approach will be described in more detail in Section 2. To avoid these problems, we propose a method that only uses outputs from the last hidden layer of a neural network and does not use a backward step to vectorize the input. In our research, we found that a large loss of information occurs on the last hidden layer. We highlight two reasons for this: correlation of neurons and insufficient width of the last hidden layer. To solve these issues, we propose several modifications. First, we show that the weight matrix should be orthogonal. Second, we modify Batch-Normalization (Ioffe & Szegedy, 2015) to obtain the necessary mathematical properties, and use it with dropout (Srivastava et al., 2014) to reduce the correlation caused by nonlinear activation functions. Using orthogonal weight matrices allows us to consider the neural network in terms of Random Projection method and evaluate the lower bound of the width of the last hidden layer. Our approach will be discussed in detail in Section 3. Finally, in Section 4 we perform experiments on MNIST dataset and physical examination dataset (Maxwell et al., 2017). We used these datasets to show that our approach can be applied for any type of data and combined with different architectures of neural networks. In both experiments, we split a set of labels into two disjoint subsets to train a neural network for binary classification problem, and then use this model to measure the similarity between input data and define hidden classes. Our experimental results show that the proposed approach achieves competitive results on the input similarity task while reducing both computation time and the size of the input representation.

2 RELATED WORKS

Using a trained neural network to measure similarity of inputs is a new research topic. In (Charpiat et al., 2019) the authors introduce the notion of object similarity from the neural network perspective. The main idea is as follows: how much would parameter variation that changed the output for x impact the output for x' ? In principle, if the objects x and x' are similar, then changing parameters should affect the outputs in a similar way. The following is a formal description for one- and multi-dimensional cases of the output value of a neural network.

One-dimensional case Let $f_{\theta}(x) \in \mathbb{R}$ be a parametric function, in particular a neural network, x, x' be input objects, $\theta \in \mathbb{R}^{n_{\theta}}$ - model parameters, n_{θ} - number of parameters. The authors proposed the following metric:

$$\rho_{\theta}(\mathbf{x}, \mathbf{x}') = \frac{\nabla_{\theta} f_{\theta}(\mathbf{x}') \nabla_{\theta} f_{\theta}(\mathbf{x})}{\|\nabla_{\theta} f_{\theta}(\mathbf{x}')\| \|\nabla_{\theta} f_{\theta}(\mathbf{x})\|} \quad (1)$$

In this way, the object similarity is defined as the cosine similarity between the gradients computed at these points.

Multi-dimensional case Let $f_{\theta}(x) \in \mathbb{R}^d$, $d > 1$. In this case, the authors obtained the following metric:

$$\rho_{\theta,d}(\mathbf{x}, \mathbf{x}') = \frac{1}{d} \text{Tr}(K_{\theta}(\mathbf{x}, \mathbf{x}')), \quad (2)$$

where $K_{\theta}(\mathbf{x}, \mathbf{x}') = K_{\mathbf{x}', \mathbf{x}'}^{-1/2} K_{\mathbf{x}, \mathbf{x}'} K_{\mathbf{x}, \mathbf{x}}^{-1/2}$, and $K_{\mathbf{x}', \mathbf{x}} = \frac{\partial f_{\theta}}{\partial \theta} \Big|_{\mathbf{x}'} \frac{\partial f_{\theta}}{\partial \theta}^T \Big|_{\mathbf{x}}$ is calculated using the Jacobian matrix $\frac{\partial f_{\theta}}{\partial \theta} \Big|_{\mathbf{x}}$.

Summary Unlike using third-party models for vectorization, such as VGG, this approach allows us to use any pre-trained neural network to calculate the similarity of input data. To achieve this, authors use gradients of neural network as illustrated in equation 1 and equation 2. This gradient-based solution takes into account all activations, which does not require the selection of a hidden layer for vectorization. However, it has a number of drawbacks. First of all, fast computation of gradients require additional computational resources. Second, the size of objects representation is n_{θ} for one-dimensional output and $n_{\theta} * d$ for multi-dimensional case. This means that increasing model complexity increases representation size and, as a result, can lead to large memory consumption. Motivation of this research is to develop an approach that reduces the size of the representation and uses only the forward pass of a trained neural network to work. In the next section, we will discuss the proposed approach in detail.

3 PROPOSED METHOD

In this paper, we suggest using outputs from the last hidden layer of a trained neural network to encode inputs. This representation has several advantages. First, the output of the last layer is usually low-dimensional, which allows us to get a smaller vector dimension. Second, and more importantly, on the last hidden layer the semantics of the original problem is taken into account to the greatest extent. For example, for a classification problem, data is theoretically linearly separable on the last hidden layer. Informally, this allows us to measure similarities within each class, which reduces false cases in terms of the original problem. This is extremely important for clustering spam campaigns, because this representation reduces the probability to group spam and legitimate messages together. However, as already mentioned in the section 1, a neural network that is trained to solve a simple problem does not retain the information necessary to solve a more complex one. Due to this fact, there is usually a significant information loss on the last hidden layer, which makes it impossible to apply this representation as is. We have identified the main causes of this: a strong correlation of neurons and an insufficient size of the last hidden layer. Our goal is to avoid these in order to make the proposed vectorization reasonable. In practice, last hidden layers are usually fully connected. For this reason, we consider only this type of the last layer. In 3.1, we show how to reduce correlation between neurons, and in 3.2 we offer an estimate of the lower bound of the size of the last hidden layer and prove that the proposed representation can be used for the input similarity problem.

3.1 NEURON CORRELATION

The benefits of decorrelated representations have been studied in (LeCun et al., 2012) from an optimization viewpoint and in (Cogswell et al., 2015) for reducing overfitting. We consider the decorrelated representations from information perspective. Basically, correlation of neurons means that neurons provide similar information. Therefore, we gain less information from observing two neurons at once. This phenomenon may occur due to the fact that the neural network does not retain

more information than is necessary to solve a particular task. Thus, only important features are highlighted. The example in Fig. 1A illustrates that the output values of two neurons are linearly dependent, which entails that many objects in this space are indistinguishable. On the contrary (Fig. 1B), decorrelation of neurons provides more information and, as a result, the ability to distinguish most objects.

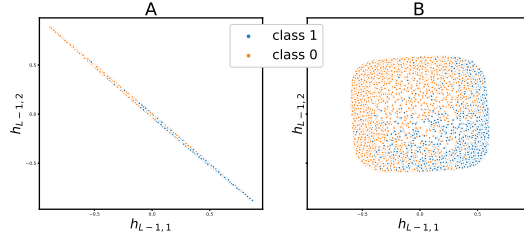


Figure 1: A) Correlated neurons. Only end task semantics are taken into account. B) Uncorrelated neurons. More objects are distinguishable

In the following paragraphs, we identify the main causes of the correlation of neurons and suggest ways to prevent it. We decided to consider the correlations before and after activation of neurons separately.

Reducing correlation of neurons before activation Statement 1 explains the main reason for the correlation that occurs before activation.

Statement 1. *Suppose that for some layer l the following conditions are satisfied:*

1. $\mathbb{E}[\Phi(\mathbf{h}_l)] = 0$
2. $\mathbb{E}[\Phi(\mathbf{h}_l)^T \Phi(\mathbf{h}_l)] = \sigma_l^2 \mathbf{I}$ - covariance matrix as we required $\mathbb{E}[\Phi(\mathbf{h}_l)] = 0$

Then, in order for correlation not to occur on the layer $l + 1$, it is necessary that the weight matrix \mathbf{W}_{l+1} be orthogonal, that is, satisfy the condition $\mathbf{W}_{l+1}^T \mathbf{W}_{l+1} = \mathbf{I}$

The statement 1 shows that the first correlation factor on a fully connected layer is a non-orthogonal weight matrix, given that, if the input neurons do not correlate. See Appendix A for the notations and A.1 for proof of the statement 1. During training, the network does not try to maintain this property, solving the problem at hand. Later in this paper, we will add regularization to penalize the loss function if the weights are not orthogonal.

The corollary follows from the statement 1, which gives the second condition for preventing correlation. This corollary states that the dimension of the layer $l + 1$ should be no greater than on the layer l . Otherwise, this leads to a correlation and does not increase information. See Appendix A.1 for proof this corollary.

Corollary 1. *Suppose that the conditions of statement 1 are satisfied, then if the dimension $N_{l+1} > N_l$, then there is certainly a pair of neurons $\mathbf{h}_{l+1,i}, \mathbf{h}_{l+1,j}; i \neq j : \text{Cov}(\mathbf{h}_{l+1,i}, \mathbf{h}_{l+1,j}) \neq 0$*

It should be noted that there are also the studies addressing orthogonal weight matrices (Huang et al., 2017; Jia et al., 2019; Xie et al., 2017). However all of these works consider this topic from optimization perspective. In particular, in (Cho & Lee, 2017) was proposed an approach for optimization of loss on the Stiefel manifold $\mathcal{V}_p(\mathbb{R}^n) = \{\mathbf{W} \in \mathbb{R}^{n \times p} | \mathbf{W}^T \mathbf{W} = \mathbf{I}\}$ to ensure orthonormality of weight matrices throughout training. To achieve this, they applied the orthogonality regularization (3) to require the Gram matrix of the weight matrix to be close to identity matrix. In our study we also use regularization (3) to ensure orthonormality of weight matrices.

$$\frac{1}{2} \sum_{l=1}^L \lambda_l \|\mathbf{W}_l^T \mathbf{W}_l - \mathbf{I}\|_F^2, \quad (3)$$

Providing the necessary moments of neurons after activation In the statement 1, we relied on the zero expected value and the same variance of units in the layer. But the nonlinear activation function does not guarantee the preservation of these properties. Due to this fact, we cannot reason in the same way for the following layers. Therefore, we propose using an activation normalization approach similar to Batch-Normalization:

$$\hat{\phi}(\mathbf{h}_{l,i}) = \gamma_l \frac{\phi(\mathbf{h}_{l,i}) - \mu_{\phi(\mathbf{h}_{l,i})}}{\sqrt{\sigma_{\phi(\mathbf{h}_{l,i})}^2 + \epsilon}}, \quad (4)$$

where γ_l is a trainable scale parameter, $\mu_{\phi(\mathbf{h}_{l,i})}$, $\sigma_{\phi(\mathbf{h}_{l,i})}^2$ - parameters that are evaluated, as in Ioffe & Szegedy (2015). The difference compared to the standard Batch-Normalization is that the γ_l is the same for all neurons and we removed the $\beta_{l,i}$ parameters. This leads to an expected value of zero and the same variance γ_l^2 of each unit in the layer.

Reducing correlation of neurons after activation It should be noted that an activation function can also impact the formation of redundant features (Ayinde et al., 2019). In particular, in this work we use $\tanh(x) \in (-1, 1)$ as the activation function. There are several methods that prevent formation of redundant features. In (Cogswell et al., 2015) was proposed *DeCov loss* which penalizes non-diagonal elements of estimated covariance matrix of hidden representation. In (Desjardins et al., 2015; Blanchette & Laganière, 2018; Huang et al., 2018) were proposed approaches for learning decorrelation layers that perform the following transformation: $\tilde{\Phi}(\mathbf{h}_l) = (\Phi(\mathbf{h}_l) - \mu_{\Phi(\mathbf{h}_l)}) \Sigma_{\Phi(\mathbf{h}_l)}^{-\frac{1}{2}}$. All of these methods have a common drawback: they require estimating covariance matrices. Often in practice the size of mini-batch is much smaller than is needed for estimating covariance matrices. Therefore, the covariance matrix is often singular. Moreover, methods that use the decorrelation layer are computationally expensive when it comes to high-dimensional embeddings, since it is necessary to calculate the square root of the inverse covariance matrix. This is especially evident in wide neural networks. Besides, these techniques add a significant amount of parameters $\sum_{l=1}^{L-1} N_l^2$.

As an alternative, we suggest using Dropout (Srivastava et al., 2014), which prevents units from co-adapting too much and reduces the correlation between neurons in the layer in proportion to p - the probability of retaining a unit in the network. See Appendix A.2 for the proof of this statement.

It is important to note that we apply normalization to the input data (input layer $l = 0$) as well as Dropout, since it is not always possible to decorrelate data so that this does not affect the quality of training. Moreover, fully-connected layers are often used in more complex architectures, such as convolutional neural networks. Obviously, after convolution operations, transformed data will be correlated. In this case, we must apply dropout after the convolutional block in order to reduce the correlation of neurons and use the proposed approach for vectorization.

3.2 NEURAL NETWORK FROM THE RANDOM PROJECTION PERSPECTIVE

In the previous section, we proposed techniques of minimizing information loss between layers. However, it is not guaranteed that the stored information is useful or sufficient for the similarity measuring of objects. In order to prove this, we consider a neural network as an application of the Random Projection method that allow us to estimate a lower bound of the representation size and define a metric to measure similarity.

The Random Projection method (Matoušek, 2013) is one of the methods of dimensionality reduction, which is based on the Johnson-Lindenstrauss lemma (Matoušek, 2013):

Lemma 1. *Let $\epsilon \in (0, 1)$ and $X = \{\mathbf{x}_1, \dots, \mathbf{x}_n\}$ - a set of n points in space \mathbb{R}^d ; $k \geq \frac{C \log n}{\epsilon^2}$, where $C > 0$ is a large enough constant. Then there exists a linear map $f : \mathbb{R}^d \rightarrow \mathbb{R}^k$ such that $\forall \mathbf{x}, \mathbf{x}' \in X$:*

$$(1 - \epsilon) \|\mathbf{x} - \mathbf{x}'\| \leq \|f(\mathbf{x}) - f(\mathbf{x}')\| \leq (1 + \epsilon) \|\mathbf{x} - \mathbf{x}'\| \quad (5)$$

As can be seen, Lemma 1 states only the existence of a linear map. However, there is also a probabilistic formulation of the Lemma 1, which states that if we take a sufficiently large k and consider

a random orthogonal projection onto the space \mathbb{R}^k , then inequality in equation 5 holds with high probability. This is the cornerstone of this work, allowing us to obtain Neural Random Projection, which is explained below.

In this work, we use the *tanh* activation function and assume that we are working in the linear region of the activation function. Due to this, we can make the following approximation:

$$h_{L-1}(x) \approx x\tilde{W}_1\tilde{W}_2\dots W_{L-1} + \tilde{b} = x\hat{\gamma}\hat{W} + \hat{b} \tag{6}$$

where \tilde{W}_i, \tilde{b} means that consistent use of scales and shifts was taken into account, respectively. Just W_{L-1} means that we consider the output before activation and hence before applying equation 4. And $\hat{\gamma}$ is common multiplier after all modified batch-normalizations. It is obvious that the final matrix \hat{W} is still orthonormal.

According to approximation in equation 6, pre-activation outputs of the last layer are an orthogonal projection of the input data. Moreover, the process of random orthogonal initialization and optimization on the Stiefel manifold can be seen as a random sampling of an orthogonal matrix. For this reasons, we consider the neural network from the point of view of the Random Projection method. Due to this fact, we use the similarity metric L_2 and get a lower bound estimate for the size of the last hidden layer ($k \geq \frac{C \log n}{\varepsilon^2}$), although in practice this estimate is often too conservative, since Lemma 1 does not take data structure into account. Therefore a small C and ε closer to one can be considered, as will be shown in the experiments section.

4 EXPERIMENTS

In this section we present the experiments on two datasets with different data types. Both experiments have the same structure. Initially, we group a set of labels into two disjoint subsets to train a neural network for binary classification problem, and then use this model to measure similarity between input data and define hidden classes. To evaluate the quality of defining hidden classes and hence the quality of similarity measure we use kNN classifier. We use source data representation as baseline. To compare our approach, we consider 3 models (A, B, C) that have the same architectures but different regularizations in fully-connected layers. We also compare the representations from the last hidden layer with the previous gradient-based approach (Charpiat et al., 2019) using Model A, since the authors did not impose additional requirements on the neural network.

4.1 MNIST

We performed experiments on MNIST dataset, which consists of 70,000 images of size 28x28 with a 6-1 training-testing split. This dataset was chosen to show that our approach works with images and can be plugged-in after convolution blocks. See Appendix B.1 for more detailed description of the experiments.

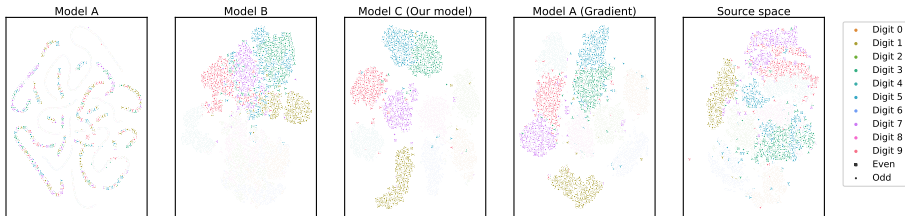


Figure 2: t-SNE last hidden layer (test set)

Results As illustrated in Table 1, we achieved results comparable (kNN digit accuracy) with the previous approach. We also obtained a much smaller dimension of the representation (32 vs 16k), and in addition it is smaller than the original dimension (32 vs 784). This allowed us to drastically

Table 1: Experimental results (MNIST dataset)

Model (object representation)	Model accuracy (even/odd)	kNN digit accuracy	kNN even/odd accuracy	Vectorization time (s)	kNN prediction time (s)	Space dimension
A ($\nabla_{\theta} f_{\theta}$)	-	96.81	98.74	651.6	177.0	16297
A (h_{L-1})	97.86	25.32	97.72	1.62	17.57	32
B (h_{L-1})	99.03	92.81	99.29	1.53	15.3	32
C (h_{L-1})	99.22	98.15	99.54	1.54	15.36	32
Source space	-	94.29	97.16	-	19.76	784

reduce the time for vectorization, using only the forward pass, and the time to measure the similarity of objects (kNN prediction time) and search for the closest object. It should be noted that only our model (Model C) achieves comparable quality with the previous approach. Moreover we could improve evaluation of similarity in comparison to source representation.

Although the classic Batch-Normalization (Model B) gives a good increase in the quality of digit recognition compared to Model A, it still fails to achieve sufficient results on similarity task. This is well illustrated by the visualization of the representation of the last hidden layer (Fig. 2). As can be seen, Model A can only take into account the semantics of the original problem. In Model B, for the most part, the numbers are locally distinguishable, but all the same, the classes are strongly mixed, which is confirmed by the presence of high correlation (Fig. 3). Our model (Model C) can significantly reduce the correlation and gives an explicit separation with a large margin between the classes. In addition, the proposed modifications do not impair the quality of the model, as seen in Table 1 (Model accuracy).

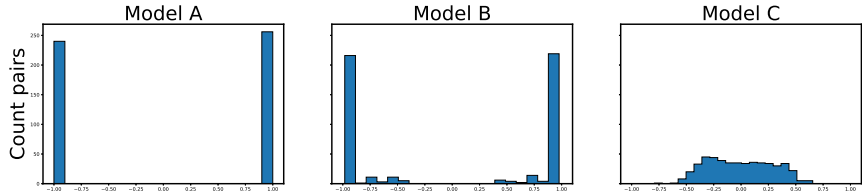


Figure 3: Distribution of correlations between pairs of neurons of the last hidden layer

4.2 HENAN RENMIN HOSPITAL DATA

Next, we used physical examination dataset (Maxwell et al., 2017), which contains 110,300 anonymous medical examination records. We retained only four most frequent classes (Normal, Fatty Liver, Hypertension and Hypertension & Fatty Liver), because this dataset is highly imbalanced. As a result, we got 100140 records. After that we split four classes on two corresponding groups "Sick" (Fatty Liver, Hypertension and Hypertension & Fatty Liver) and "Healthy" (Normal). This task is more difficult in comparison to the previous experiment because hidden classes are semantically related which makes it easier for the neural network to mix these classes into one. After that we divided data set into train and test subsets in proportion 4-1. Then we used *Tomek's links* under-sampling method (Tomek, 1976) on the train subset to improve quality of the models and as a result we got 75132 train and 20028 test records.

This dataset was chosen to show that our approach works well with categorical features. Also we show that we can make the first layer wider than the source dimension and after that plug-in our approach. As mentioned above, the original classes are imbalanced so instead of accuracy metric we used F_{1micro} score to evaluate the quality of the similarity measurement (kNN F_{1micro}). See Appendix B.2 for more detailed description of the experiments.

Results As illustrated in Table 2, we achieved results comparable (kNN disease F_{1micro} score) with the previous approach. As in the previous experiments we obtained a much smaller dimension of the representation (32 vs 29k) and drastically reduced the time for vectorization and the time to

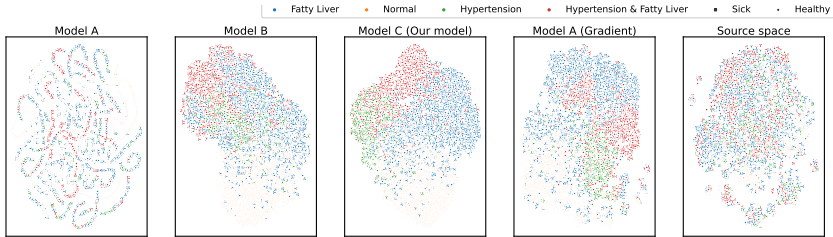


Figure 4: t-SNE last hidden layer (test set)

Table 2: Experimental results (Henan Renmin Hospital Data)

Model (object representation)	Model accuracy (sick/healthy)	kNN disease F_{1micro}	kNN sick/healthy accuracy	Vectorization time (s)	kNN prediction time (s)	Space dimension
A ($\nabla_{\theta} f_{\theta}$)	-	79.33	88.18	167.2	765.6	29281
A (h_{L-1})	89.57	68.99	89.55	0.10	42.37	16
B (h_{L-1})	89.49	77.53	90.04	0.12	35.01	16
C (h_{L-1})	89.15	80.76	89.61	0.12	37.13	16
Source space	-	66.97	81.07	-	35.45	62

measure the similarity of objects (kNN prediction time). As can be seen, our approach (Model C) further improves Model B, which can be explained by additional reduction of correlation between neurons (Fig 5). It should be noted that we noticeably improved the quality of similarity measurement in comparison to the source space (66.97 vs 80.76) as can be seen also in Fig. 4.

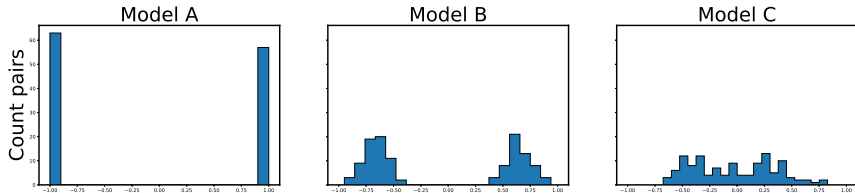


Figure 5: Distribution of correlations between pairs of neurons of the last hidden layer

5 CONCLUSION

In this work, we proposed an approach for evaluation of similarity between objects via obtaining implicit data representation. In order to obtain implicit data representation, we introduced the Neural Random Projection method, which includes regularization of the neural network in the form of optimization among orthogonal matrices, a modification of Batch-Normalization and its combination with Dropout. This allowed us to retain a significant part of the information about the source structure. We experimentally compared our approach to the previous one and showed that it significantly reduced both computation time and the size of the input representation. Finally, our approach allowed us to introduce the L_2 metric on the representations and improve the quality of the similarity measurement in comparison with the source space. It should be noted that we only considered the size of the last hidden layer, using the approximation from equation 6. We did not evaluate how the size of previous layers affects the final presentation. This remains an open question, and in the future we are planning to research it more. We expect that our study will be useful for many applied problems, where it is initially very difficult to determine a method for measuring data similarity in its original form.

REFERENCES

- Babajide O Ayinde, Tamer Inanc, and Jacek M Zurada. On correlation of features extracted by deep neural networks. In *2019 International Joint Conference on Neural Networks (IJCNN)*, pp. 1–8. IEEE, 2019.
- Dor Bank, Noam Koenigstein, and Raja Giryes. Autoencoders. *arXiv preprint arXiv:2003.05991*, 2020.
- Jonathan Blanchette and Robert Laganière. On batch orthogonalization layers. *CoRR*, 2018.
- Guillaume Charpiat, Nicolas Girard, Loris Felardos, and Yuliya Tarabalka. Input similarity from the neural network perspective. In *Advances in Neural Information Processing Systems*, pp. 5343–5352, 2019.
- Ting Chen, Simon Kornblith, Mohammad Norouzi, and Geoffrey Hinton. A simple framework for contrastive learning of visual representations. *arXiv preprint arXiv:2002.05709*, 2020.
- Minhyung Cho and Jaehyung Lee. Riemannian approach to batch normalization. In *Advances in Neural Information Processing Systems*, pp. 5225–5235, 2017.
- Michael Cogswell, Faruk Ahmed, Ross Girshick, Larry Zitnick, and Dhruv Batra. Reducing overfitting in deep networks by decorrelating representations. *arXiv preprint arXiv:1511.06068*, 2015.
- Guillaume Desjardins, Karen Simonyan, Razvan Pascanu, et al. Natural neural networks. In *Advances in neural information processing systems*, pp. 2071–2079, 2015.
- Jacob Devlin, Ming-Wei Chang, Kenton Lee, and Kristina Toutanova. Bert: Pre-training of deep bidirectional transformers for language understanding. *arXiv preprint arXiv:1810.04805*, 2018.
- Carl Doersch, Abhinav Gupta, and Alexei A Efros. Unsupervised visual representation learning by context prediction. In *Proceedings of the IEEE international conference on computer vision*, pp. 1422–1430, 2015.
- Alexey Dosovitskiy, Jost Tobias Springenberg, Martin Riedmiller, and Thomas Brox. Discriminative unsupervised feature learning with convolutional neural networks. In *Advances in neural information processing systems*, pp. 766–774, 2014.
- Spyros Gidaris, Praveer Singh, and Nikos Komodakis. Unsupervised representation learning by predicting image rotations. *arXiv preprint arXiv:1803.07728*, 2018.
- Kazuaki Hanawa, Sho Yokoi, Satoshi Hara, and Kentaro Inui. Evaluation criteria for instance-based explanation. *arXiv preprint arXiv:2006.04528*, 2020.
- Kaiming He, Xiangyu Zhang, Shaoqing Ren, and Jian Sun. Deep residual learning for image recognition. In *Proceedings of the IEEE conference on computer vision and pattern recognition*, pp. 770–778, 2016.
- Junlin Hu, Jiwen Lu, and Yap-Peng Tan. Deep transfer metric learning. In *Proceedings of the IEEE conference on computer vision and pattern recognition*, pp. 325–333, 2015.
- Lei Huang, Xianglong Liu, Bo Lang, Adams Wei Yu, Yongliang Wang, and Bo Li. Orthogonal weight normalization: Solution to optimization over multiple dependent stiefel manifolds in deep neural networks. *arXiv preprint arXiv:1709.06079*, 2017.
- Lei Huang, Dawei Yang, Bo Lang, and Jia Deng. Decorrelated batch normalization. In *Proceedings of the IEEE Conference on Computer Vision and Pattern Recognition*, pp. 791–800, 2018.
- Sergey Ioffe and Christian Szegedy. Batch normalization: Accelerating deep network training by reducing internal covariate shift. *arXiv preprint arXiv:1502.03167*, 2015.
- Kui Jia, Shuai Li, Yuxin Wen, Tongliang Liu, and Dacheng Tao. Orthogonal deep neural networks. *IEEE transactions on pattern analysis and machine intelligence*, 2019.

- Yann A LeCun, Léon Bottou, Genevieve B Orr, and Klaus-Robert Müller. Efficient backprop. In *Neural networks: Tricks of the trade*, pp. 9–48. Springer, 2012.
- Yanghao Li, Naiyan Wang, Jianping Shi, Jiaying Liu, and Xiaodi Hou. Revisiting batch normalization for practical domain adaptation. *arXiv preprint arXiv:1603.04779*, 2016.
- Jiri Matoušek. Lecture notes on metric embeddings. Technical report, Technical report, ETH Zürich, 2013.
- Andrew Maxwell, Runzhi Li, Bei Yang, Heng Weng, Aihua Ou, Huixiao Hong, Zhaoxian Zhou, Ping Gong, and Chaoyang Zhang. Deep learning architectures for multi-label classification of intelligent health risk prediction. *BMC bioinformatics*, 18(14):523, 2017.
- Mehdi Noroozi and Paolo Favaro. Unsupervised learning of visual representations by solving jigsaw puzzles. In *European Conference on Computer Vision*, pp. 69–84. Springer, 2016.
- Mehdi Noroozi, Hamed Pirsiavash, and Paolo Favaro. Representation learning by learning to count. In *Proceedings of the IEEE International Conference on Computer Vision*, pp. 5898–5906, 2017.
- Aaron van den Oord, Yazhe Li, and Oriol Vinyals. Representation learning with contrastive predictive coding. *arXiv preprint arXiv:1807.03748*, 2018.
- Matthew E Peters, Mark Neumann, Mohit Iyyer, Matt Gardner, Christopher Clark, Kenton Lee, and Luke Zettlemoyer. Deep contextualized word representations. *arXiv preprint arXiv:1802.05365*, 2018.
- Sebastian Ruder. An overview of multi-task learning in deep neural networks. *arXiv preprint arXiv:1706.05098*, 2017.
- Karen Simonyan and Andrew Zisserman. Very deep convolutional networks for large-scale image recognition. *arXiv preprint arXiv:1409.1556*, 2014.
- Nitish Srivastava, Geoffrey Hinton, Alex Krizhevsky, Ilya Sutskever, and Ruslan Salakhutdinov. Dropout: a simple way to prevent neural networks from overfitting. *The journal of machine learning research*, 15(1):1929–1958, 2014.
- Ivan Tomek. A generalization of the k-nn rule. *IEEE Transactions on Systems, Man, and Cybernetics*, (2):121–126, 1976.
- Mei Wang and Weihong Deng. Deep visual domain adaptation: A survey. *Neurocomputing*, 312: 135–153, 2018.
- Di Xie, Jiang Xiong, and Shiliang Pu. All you need is beyond a good init: Exploring better solution for training extremely deep convolutional neural networks with orthonormality and modulation. In *Proceedings of the IEEE Conference on Computer Vision and Pattern Recognition*, pp. 6176–6185, 2017.
- Hongliang Yan, Yukang Ding, Peihua Li, Qilong Wang, Yong Xu, and Wangmeng Zuo. Mind the class weight bias: Weighted maximum mean discrepancy for unsupervised domain adaptation. In *Proceedings of the IEEE Conference on Computer Vision and Pattern Recognition*, pp. 2272–2281, 2017.
- Werner Zellinger, Thomas Grubinger, Edwin Lughofer, Thomas Natschläger, and Susanne Saminger-Platz. Central moment discrepancy (cmd) for domain-invariant representation learning. *arXiv preprint arXiv:1702.08811*, 2017.

A THEORETICAL PART

We introduce the following notation:

1. $l \in \{0, 1, \dots, L\}$ - layer number,
where $l = 0$ - input layer (source space), $l = L$ - output layer, other - hidden layers.
2. N_l - number of units in layer l
3. $\mathbf{h}_l \in \mathbb{R}^{N_l}$ - pre-activation vector
4. $\Phi(\mathbf{h}_l) = (\phi(\mathbf{h}_{l,1}), \dots, \phi(\mathbf{h}_{l,N_l}))$ - activation vector
5. $\mathbf{W}_l \in \mathbb{R}^{N_{l-1} \times N_l}$, $\mathbf{b}_l \in \mathbb{R}^{N_l}$ - weight matrix and bias vector

A.1 REDUCING CORRELATION OF NEURONS BEFORE ACTIVATION

Statement 1. *Suppose that for some layer l the following conditions are satisfied:*

1. $\mathbb{E}[\Phi(\mathbf{h}_l)] = 0$
2. $\mathbb{E}[\Phi(\mathbf{h}_l)^T \Phi(\mathbf{h}_l)] = \sigma_l^2 \mathbf{I}$ - covariance matrix as we required $\mathbb{E}[\Phi(\mathbf{h}_l)] = 0$

Then, in order for correlation not to occur on the layer $l + 1$, it is necessary that the weight matrix \mathbf{W}_{l+1} be orthogonal, that is, satisfy the condition $\mathbf{W}_{l+1}^T \mathbf{W}_{l+1} = \mathbf{I}$.

Proof. To prove this, we consider the expected value and the covariance matrix of the vector \mathbf{h}_{l+1} , using the relation $\mathbf{h}_{l+1} = \Phi(\mathbf{h}_l) \mathbf{W}_{l+1} + \mathbf{b}_{l+1}$ and let the condition of orthogonality be satisfied:

1. Expected value:

$$\mathbb{E}[\mathbf{h}_{l+1}] = \mathbb{E}[\Phi(\mathbf{h}_l) \mathbf{W}_{l+1} + \mathbf{b}_{l+1}] = \mathbb{E}[\Phi(\mathbf{h}_l)] \mathbf{W}_{l+1} + \mathbb{E}[\mathbf{b}_{l+1}] = \mathbf{b}_{l+1}$$

2. Covariance matrix:

$$\begin{aligned} \mathbb{E}[(\mathbf{h}_{l+1} - \mathbb{E}[\mathbf{h}_{l+1}])^T (\mathbf{h}_{l+1} - \mathbb{E}[\mathbf{h}_{l+1}])] &= \mathbb{E}[\mathbf{W}_{l+1}^T \Phi(\mathbf{h}_l)^T \Phi(\mathbf{h}_l) \mathbf{W}_{l+1}] = \\ &= \mathbf{W}_{l+1}^T \mathbb{E}[\Phi(\mathbf{h}_l)^T \Phi(\mathbf{h}_l)] \mathbf{W}_{l+1} = \\ &= \sigma_l^2 \mathbf{W}_{l+1}^T \mathbf{W}_{l+1} = \sigma_l^2 \mathbf{I} \end{aligned}$$

□

Corollary 1. *Suppose that the conditions of statement 1 are satisfied, then if the dimension $N_{l+1} > N_l$, then there is certainly a pair of neurons $\mathbf{h}_{l+1,i}, \mathbf{h}_{l+1,j}$; $i \neq j$: $\text{Cov}(\mathbf{h}_{l+1,i}, \mathbf{h}_{l+1,j}) \neq 0$*

Proof. Suppose, towards a contradiction, that $N_{l+1} > N_l$ and $\forall i, j \in \{1, \dots, N_{l+1}\}, i \neq j \Rightarrow \text{Cov}(\mathbf{h}_{l+1,i}, \mathbf{h}_{l+1,j}) = 0$. By the statement 1, this is possible only if \mathbf{W}_{l+1} is an orthogonal matrix, which means that there is a linearly independent system of N_{l+1} vectors of dimension N_{l-1} . It follows that $\text{rank } \mathbf{W}_{l+1} \geq \min(N_l, N_{l+1}) = N_l$, which is impossible, therefore the matrix \mathbf{W}_{l+1} is not orthogonal, thus we have a contradiction. □

A.2 REDUCING CORRELATION OF NEURONS AFTER ACTIVATION

For further discussion, we describe the Dropout method in our notation: $\mathbf{z}_l = \mathbf{r}_l \cdot \hat{\Phi}(\mathbf{h}_l)$, where $\mathbf{r}_l = (r_{l,1}, \dots, r_{l,N_l})$; $r_{l,i} \sim \text{Bernoulli}(p)$ and the \cdot sign means element-wise multiplication, p the probability of retaining a unit in the network and $\hat{\Phi}$ denotes activation after modified Batch-Normalization. The following statement explains how Dropout reduces correlation.

Statement 2. *Dropout reduces the correlation in proportion to p*

Proof. Let C_{ij} , $i \neq j$ - correlation value between neurons i, j . Given the properties of $\hat{\phi}(\mathbf{h}_i)$, we obtain the following expression for the correlation: $C_{ij} = \frac{\mathbb{E}[\hat{\phi}(\mathbf{h}_i)\hat{\phi}(\mathbf{h}_j)]}{\gamma^2}$. Now consider the correlation after applying Dropout:

$$\begin{aligned}\hat{C}_{ij} &= \frac{\mathbb{E}[z_{li}, z_{lj}]}{\sqrt{\mathbb{E}[z_{li}^2]\mathbb{E}[z_{lj}^2]}} = \frac{\mathbb{E}[\mathbf{r}_{li}\hat{\phi}(\mathbf{h}_i), \mathbf{r}_{lj}\hat{\phi}(\mathbf{h}_j)]}{\sqrt{\mathbb{E}[\mathbf{r}_{li}^2\hat{\phi}^2(\mathbf{h}_i)]\mathbb{E}[\mathbf{r}_{lj}^2\hat{\phi}^2(\mathbf{h}_j)]}} = \\ &= \frac{\mathbb{E}[\mathbf{r}_{li}] \mathbb{E}[\mathbf{r}_{lj}] \mathbb{E}[\hat{\phi}(\mathbf{h}_i), \hat{\phi}(\mathbf{h}_j)]}{\sqrt{\mathbb{E}[\mathbf{r}_{li}^2] \mathbb{E}[\mathbf{r}_{lj}^2] \mathbb{E}[\hat{\phi}^2(\mathbf{h}_i)]\mathbb{E}[\hat{\phi}^2(\mathbf{h}_j)]}} = \\ &= \frac{p^2\mathbb{E}[\hat{\phi}(\mathbf{h}_i), \hat{\phi}(\mathbf{h}_j)]}{p\gamma^2} = pC_{ij}\end{aligned}$$

□

Here we used the fact that $\mathbf{r}_{li}, \mathbf{r}_{lj}$ are independent Bernoulli random variables, and they are also independent of $\hat{\phi}(\mathbf{h}_i), \hat{\phi}(\mathbf{h}_j)$.

B DETAILS OF EXPERIMENTS

Computing infrastructure All experiments were performed on Intel(R) Xeon(R) CPU E5-2650 0 @ 2.00GHZ, 189GB RAM and CentOS Linux 7 (Core) x86-64 operating system. The models were implemented using Python 3.6v and TensorFlow 2.2.0v library.

B.1 MNIST

Experiments description

1. Models (A, B, C) trained to solve binary classification problem (even/odd digit). Number of epochs - 100, optimizer - *Adam* with learning rate 0.001; batch size - 256; validation split - 0.1
2. kNN classifier trained ($k = 9$) to solve digit classification problem, using pre-trained **model A** and metric from equation 1 from previous approach. We measured vectorization time on the complete dataset and evaluated digit accuracy, even/odd accuracy and prediction time of this kNN model on test set.
3. Everything is similar to the previous item, only the representations of the last hidden layer of each model and the L_2 metric were used.
4. Like previous item, only the source space representation and the L_2 metric were used.

We used models with the following base architecture:

$Conv2D(16 \times 3 \times 3) \rightarrow ReLU \rightarrow MaxPolling2D(2 \times 2) \rightarrow Conv2D(8 \times 3 \times 3) \rightarrow ReLU \rightarrow MaxPolling2D(2 \times 2) \rightarrow Dense(64) \rightarrow tanh \rightarrow Dense(32) \rightarrow tanh \rightarrow Dense(1)$

The size of the last hidden layer was chosen corresponding to the lower bound from previous section:

$$\mathbf{h}_{L-1} = 32 \geq \frac{\log 6 \cdot 10^4}{0.6^2} \approx 30.6$$

In all models, only l_2 with $\lambda = 0.01$ regularization was used in the convolution block. Further, the difference between models in fully-connected layers will be given.

Model A: simple network, only l_2 with $\lambda = 0.01$ regularization is used.

Model B: orthogonal matrix initialization, regularization from equation 3 with $\lambda_l = 0.1$ and l_2 regularization on bias vector; standard Batch-Normalization is used before activation and Dropout with $p = 0.1$ after activation.

Model C (proposed model): modified Batch-Normalization is used after activation and Dropout with $p = 0.1$ after Batch-Normalization.

B.2 HENAN RENMIN HOSPITAL DATA

Experiments description

1. Models (A, B, C) trained to solve binary classification problem (sick/healthy). Number of epochs - 200, optimizer - *Adam* with initial learning rate 0.001 and exponential decay factor 0.99 every 500 iterations; batch size - 128; validation split - 0.1
2. kNN classifier ($k = 9$) trained to classify type of disease, using pre-trained **model A** and metric from equation 1. We measured vectorization time on the complete dataset. And we evaluated F_{1micro} score on hidden classes because they are imbalanced, sick/healthy accuracy and prediction time of this kNN model on test set.
3. Everything is similar to the previous item, only the representations of the last hidden layer of each model and the L_2 metric were used.
4. Like previous item, only the source space representation and the L_2 metric were used.

We used models with the following base architecture: $Dense(128) \rightarrow \tanh \rightarrow Dense(96) \rightarrow \tanh \rightarrow Dense(64) \rightarrow \tanh \rightarrow Dense(32) \rightarrow \tanh \rightarrow Dense(16) \rightarrow Dense(1)$

The size of the last hidden layer was chosen corresponding to the lower bound from previous section:

$$h_{L-1} = 16 \geq \frac{\log 75132}{0.9^2} \approx 14$$

Model A: simple network, only l_2 with $\lambda = 0.001$ regularization is used.

Model B: orthogonal matrix initialization, regularization from equation 3 with $\lambda_l = 0.01$ except the first layer and l_2 regularization on bias vector; standard Batch-Normalization is used before activation and Dropout with $p = 0.05$ after activation.

Model C (proposed model): modified Batch-Normalization is used after activation and Dropout with $p = 0.05$ after Batch-Normalization.