

Yield Optimization using Hybrid Gaussian Process Regression and a Genetic Multi-Objective Approach

Mona Fuhrländer and Sebastian Schöps

Technische Universität Darmstadt, Institute for Accelerator Science and Electromagnetic Fields and Centre for Computational Engineering, Darmstadt, Germany

Correspondence: Mona Fuhrländer (mona.fuhrlaender@tu-darmstadt.de)

Abstract. Quantification and minimization of uncertainty is an important task in the design of electromagnetic devices, which comes with high computational effort. We propose a hybrid approach combining the reliability and accuracy of a Monte Carlo analysis with the efficiency of a surrogate model based on Gaussian Process Regression. We present two optimization approaches. An adaptive Newton-MC to reduce the impact of uncertainty and a genetic multi-objective approach to optimize performance and robustness at the same time. For a dielectrical waveguide, used as a benchmark problem, the proposed methods outperform classic approaches.

1 Introduction

In the manufacturing process of electromagnetic devices, e.g. antennas or filters, uncertainties may lead to deviations in the design parameters, e.g. geometry or material parameters. This may lead to rejections due to malfunctioning. Therefore, it is of great interest to estimate the impact of the uncertainty before production is started, and to minimize it if necessary in the design process.

The yield is a measure for the impact of uncertainty, it is defined as the fraction of realizations in a manufacturing process fulfilling some defined requirements, the so-called performance feature specifications, cf. Graeb (2007). The relation between the yield Y and the failure probability F is given by $Y = 1 - F$. A well established method for estimating the yield is Monte Carlo (MC) analysis (Hammersley and Handscomb, 1964, Chap. 5). Therefore, the performance feature specifications have to be evaluated on a large sample set. In case of electrical engineering, very often this requires to solve partial differential equations originating from Maxwell's equations using the finite element method (FEM) for example. This implies high computational effort.

This work deals with the efficient estimation of the yield using a hybrid approach combining the efficiency of a surrogate model approach and the accuracy and reliability of a classic MC analysis, cf. Li and Xiu (2010). The surrogate model is based on Gaussian Process Regression (GPR), cf. Rasmussen and Williams (2006), which has the feature that the model can be easily updated during the estimation process, see Fuhrländer and Schöps (2020). The optimization algorithm maximizing the yield is based on a globalized Newton method (Ulbrich and Ulbrich, 2012, Chap. 10.3). The presented method is similar to the adaptive Newton-MC method in Fuhrländer et al. (2020), but GPR is used here for the surrogate model instead of stochastic

collocation. Due to the blackbox character of GPR, the opportunity arises to use this algorithm in combination with commercial FEM software. Finally, we formulate a new optimization problem and propose a genetic multi-objective optimization (MOO) approach in order to maximize robustness, i.e., the yield, and performance simultaneously.

2 The yield

Let \mathbf{p} be the vector of uncertain design parameters, which is Gaussian distributed, i.e., $\mathbf{p} \sim \mathcal{N}(\bar{\mathbf{p}}, \Sigma)$, where $\bar{\mathbf{p}}$ denotes the mean value and Σ the covariance matrix. The probability density function of the multivariate Gaussian distribution is denoted by $\text{pdf}(\mathbf{p})$. Following Graeb (2007) the performance feature specifications are defined as inequalities in terms of one (or more) quantities of interest (QoIs) Q , which have to be fulfilled for all so-called range parameter values r , e.g. frequencies, within a certain interval T_r , i.e.,

$$Q_r(\mathbf{p}) \leq c \quad \forall r \in T_r. \quad (1)$$

Without loss of generality the performance feature specifications are defined as one upper bound with a constant $c \in \mathbb{R}$. The safe domain is the set of all design parameters, for which the performance feature specifications are fulfilled, i.e.,

$$\Omega_s := \{\mathbf{p} \mid Q_r(\mathbf{p}) \leq c \quad \forall r \in T_r\}. \quad (2)$$

Then, the yield is introduced as (Graeb, 2007, Chap. 4.8.3, Eq. (137))

$$Y(\bar{\mathbf{p}}) := \mathbb{E}[\mathbf{1}_{\Omega_s}(\mathbf{p})] := \int_{-\infty}^{\infty} \cdots \int_{-\infty}^{\infty} \mathbf{1}_{\Omega_s}(\mathbf{p}) \text{pdf}(\mathbf{p}) \, d\mathbf{p}, \quad (3)$$

where \mathbb{E} is the expected value and $\mathbf{1}_{\Omega_s}(\mathbf{p})$ the indicator function which has value 1 if \mathbf{p} lies in Ω_s and 0 otherwise.

3 Yield estimation

A classic MC analysis would consist in generating a set of N_{MC} sample points and calculating the fraction of sample points \mathbf{p}_i lying inside the safe domain. The MC yield estimator is then given by (Hammersley and Handscomb, 1964, Chap. 5)

$$\tilde{Y}_{\text{MC}}(\bar{\mathbf{p}}) = \frac{1}{N_{\text{MC}}} \sum_{i=1}^{N_{\text{MC}}} \mathbf{1}_{\Omega_s}(\mathbf{p}_i). \quad (4)$$

A commonly used error indicator for the MC analysis is

$$\sigma_{\tilde{Y}_{\text{MC}}} = \sqrt{\frac{\tilde{Y}_{\text{MC}}(\bar{\mathbf{p}})(1 - \tilde{Y}_{\text{MC}}(\bar{\mathbf{p}}))}{N_{\text{MC}}}} \leq \frac{0.5}{\sqrt{N_{\text{MC}}}}, \quad (5)$$

where $\sigma_{\tilde{Y}}$ is the standard deviation of the yield estimator, cf. Giles (2015). Thus, for high accuracy a large sample size is needed, which means high computational effort, i.e., note the square root in the denominator.

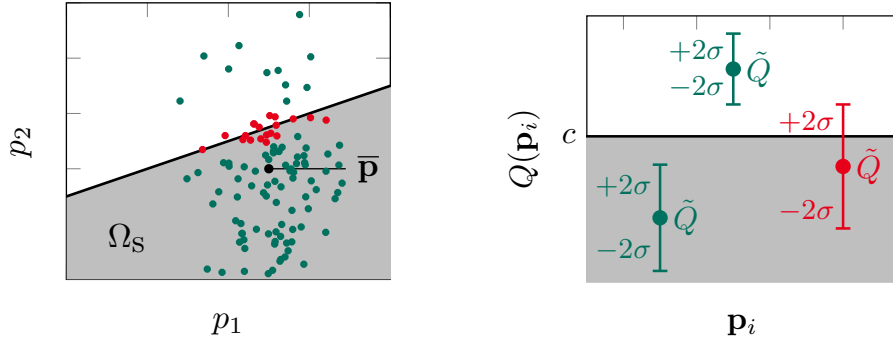


Figure 1. Critical (red) and non-critical (green) sample points.

There are different approaches in order to reduce the computational effort by either reducing the sample size, e.g. by Importance Sampling (Hammersley and Handscomb, 1964, Chap. 5.4), or by reducing the computing time for one sample point, e.g. by using surrogate based approaches, see e.g. Rao and Toutenburg (1999); Rasmussen and Williams (2006); Babuška et al. (2007). In most surrogate approaches, the computational effort increases rapidly with an increasing number of uncertain parameters (curse of dimensionality), cf. Bellman (1961). And, in Li and Xiu (2010) it is shown, that there are examples, where the yield estimator fails drastically, even though the surrogate model seems highly accurate. The general idea of the hybrid approach proposed in Li and Xiu (2010) is to distinguish between critical sample points and non-critical sample points. Critical sample points are those which are close to the border between safe domain and failure domain, see the red sample points in Fig. 1 (left) for a visualization with two uncertain parameters. While most of the sample points are only evaluated on a surrogate model, the critical sample points are also evaluated on the original model. Only then it is decided if the sample point is accepted or not. By this strategy, accuracy and reliability can be maintained while computational effort can be reduced. A crucial point is the definition of the critical sample points, i.e., of the term *close to the border*.

The hybrid approach we use in this work is based on Li and Xiu (2010) and is explained more detailed in Fuhrländer and Schöps (2020). As surrogate model we use GPR, i.e., we approximate the QoI as Gaussian Process (GP) and assume that the error of the surrogate model is Gaussian distributed. For detailed information about GPR we refer to (Rasmussen and Williams, 2006, Chap. 2). One advantage of GPR is that the standard deviation $\sigma(\mathbf{p}_i)$ of the GP may serve as an error indicator of the surrogate model and thus can be used to find the critical sample points. With GPR predictor $\tilde{Q}(\mathbf{p}_i)$ and safety factor $\gamma > 1$ we define a sample point \mathbf{p}_i as critical, if

$$\tilde{Q}_{r_j}(\mathbf{p}_i) - \gamma\sigma_{r_j}(\mathbf{p}_i) < c < \tilde{Q}_{r_j}(\mathbf{p}_i) + \gamma\sigma_{r_j}(\mathbf{p}_i) \quad (6)$$

holds for any r_j , where r_j is a discretization of T_r with $j = 1, \dots, N_{\text{range}}$. In this case, $Q_{r_j}(\mathbf{p}_i)$ is evaluated on the original model, before classifying \mathbf{p}_i as *accepted* or *not accepted*, see the red case in Fig. 1 (right, $\gamma = 2$). Then, the GPR-Hybrid yield

estimator is calculated by

$$\tilde{Y}_{\text{GPR-H}}(\bar{\mathbf{p}}) = \frac{1}{N_{\text{MC}}} \left(\sum_{\mathbf{p}_i \text{ crit.}} \mathbf{1}_{\Omega_s}(\mathbf{p}_i) + \sum_{\mathbf{p}_j \text{ non-crit.}} \mathbf{1}_{\tilde{\Omega}_s}(\mathbf{p}_j) \right), \quad (7)$$

where $\tilde{\Omega}_s$ is the safe domain based on the performance feature specifications with the approximated QoI.

Another advantage of GPR is that we are not limited to specific training data, e.g. points on a tensor grid as in polynomial approaches, and thus we can add arbitrary points in order to update the GPR model on the fly. This allows us to start with a rather small initial training data set and improve the GPR model during the estimation by adding the critical sample points to the training data set without much extra cost. Also, sorting the sample points before classification can increase the efficiency, cf. Bect et al. (2012). For more details and possible modifications of the estimation with the GPR-Hybrid approach, we refer to Fuhrländer and Schöps (2020).

4 Yield optimization

After estimating the impact of uncertainty, often a minimization of this impact is desired. In the following we propose two optimization approaches. In the first approach, we assume that a performance optimization was carried out in a previous step, and focus here on the maximization of the yield. The optimization problem reads

$$\max_{\bar{\mathbf{p}}} Y(\bar{\mathbf{p}}). \quad (8)$$

The gradient and the Hessian of the yield can be derived in analytical form without any further knowledge nor computing effort, see (Graeb, 2007, Chap. 7.1). This allows us to use a gradient based algorithm like a globalized Newton method (Ulbrich and Ulbrich, 2012, Chap. 10.3).

From Eq. (5) we know that the size of the sample set is crucial for the accuracy of the yield estimator, but it is also crucial for the efficiency of the algorithm. Typically, in the first steps of the Newton method high accuracy of the yield estimator is not necessary as long as the gradient indicates an ascent direction. Thus, we modify the Newton algorithm from Ulbrich and Ulbrich (2012) and propose an adaptive Newton-MC method, where we start with a small sample size N_{MC}^0 . When the solution shows no improvement and the target accuracy $\hat{\sigma}_{\tilde{Y}_{\text{GPR-H}}}$ is not reached in the k -th step, i.e.,

$$\left| \tilde{Y}_{\text{GPR-H}}(\bar{\mathbf{p}}^{k-1}) - \tilde{Y}_{\text{GPR-H}}(\bar{\mathbf{p}}^k) \right| < \hat{\sigma}_{\tilde{Y}_{\text{GPR-H}}} \quad \text{and} \quad \frac{1}{2} \hat{\sigma}_{\tilde{Y}_{\text{GPR-H}}} < \sigma_{\tilde{Y}_{\text{GPR-H}}(\bar{\mathbf{p}}^k)}, \quad (9)$$

then the sample size is increased to $N_{\text{MC}}^k = N_{\text{MC}}^k + N_{\text{MC}}^0$. The detailed procedure can be found in Fuhrländer et al. (2020). As a novelty, here, the GPR-Hybrid approach is used for yield estimation.

In the second approach, we formulate a multi-objective optimization problem to optimize yield and performance at the same time. Without loss of generality it can be formulated as

$$\begin{aligned} \min_{\bar{\mathbf{p}}} f_m(\bar{\mathbf{p}}), & \quad m = 1, \dots, M \\ \text{s.t. } g_n(\bar{\mathbf{p}}) \leq 0, & \quad n = 1, \dots, N \\ \bar{p}_i^{\text{lb}} \leq \bar{p}_i \leq \bar{p}_i^{\text{ub}}, & \quad i = 1, \dots, \dim(\bar{\mathbf{p}}), \end{aligned} \quad (10)$$

with $f_1(\bar{\mathbf{p}}) = -Y(\bar{\mathbf{p}})$ and $f_m(\bar{\mathbf{p}})$, $m = 2, \dots, M$ are key performance indicators. By solving this optimization problem, we aim to obtain the pareto front, which is the set of pareto optimal solutions (Ehrgott, 2005, Def. 2.1). For all pareto optimal solutions holds, that one objective value can only be improved at the cost of another objective value. Classic approaches include the weighted sum or the ε -constraint method (Ehrgott, 2005, Chap. 3-4). However, these methods require convexity of the pareto front, which cannot be guaranteed in this context. Furthermore, they always find only one pareto optimal solution for each run of the solver, thus they need to be solved many times with different settings in order to approximate the entire pareto front. Genetic algorithms, however, approximate the entire pareto front in one run. But for this purpose, a swarm of solutions needs to be evaluated. Thus, genetic algorithms are also computationally expensive. For more details about genetic algorithms we refer to Audet and Hare (2017), here we only outline the basic idea: After creating an initial population of solutions, the fitness (i.e. quality) of the individuals is determined according to their objective function values. By mutation and crossover (recombination) new generations with improved fitness are created and the best individuals are selected. In contrast to the above mentioned methods, genetic algorithms do not require convexity or any other previous knowledge about the problem.

5 Numerical results

From the time harmonic Maxwell's formulation on the domain $D \in \mathbb{R}^3$ we derive the curl-curl equation of the E-field formulation

$$\nabla \times (\mu^{-1} \nabla \times \mathbf{E}_\omega) - \omega^2 \varepsilon \mathbf{E}_\omega = 0 \quad \text{on } D. \quad (11)$$

It is to be solved for the electric field phasor \mathbf{E}_ω , where ω denotes the angular frequency, μ the permeability and ε the permittivity. Discretizing the weak formulation by (high order) Nédélec basis functions leads to an approximated E-field $\tilde{\mathbf{E}}_\omega$. The QoI is the FEM approximation of the S-parameter

$$Q_\omega(\mathbf{p}) = q \left(\tilde{\mathbf{E}}_\omega(\mathbf{p}) \right). \quad (12)$$

As benchmark problem we consider a simple dielectrical waveguide, see Fuhrländer et al. (2020), with two uncertain geometrical parameters and two uncertain material parameters. For physical soundness we model them as truncated Gaussian




Figure 2. Computational effort for yield estimation.

distributed, cf. Cohen (2016), with

$$\bar{\mathbf{p}} = [10.36, 4.76, 0.58, 0.64]^T, \quad (13)$$

$$\Sigma = \text{diag}([0.7^2, 0.7^2, 0.3^2, 0.3^2]). \quad (14)$$

The geometrical parameters are truncated at ± 3 mm and the material parameters at ± 0.3 . With the frequency as range parameter the performance feature specifications are

$$Q_\omega(\mathbf{p}) \leq -24 \text{ dB} \quad \forall \omega \in T_\omega = [2\pi 6.5, 2\pi 7.5] \text{ in GHz}. \quad (15)$$

The frequency range T_ω is parametrized in 11 equidistant frequency points. Then, a sample point is accepted, if the inequality in Eq. (15) holds for all frequency points in the discretized range parameter interval $T_d \subset T_\omega$. For the estimation we set an initial training data set of 10 sample points and an allowed standard deviation of the yield $\hat{\sigma}_{\tilde{Y}_{\text{GPR-H}}} \leq 0.01$ which leads to a sample size of $N_{\text{MC}} = 2500$, cf. Eq. (5). In order to build the GPR surrogate the python package scikit-learn is used, cf. Pedregosa et al. (2011). For each frequency point, a separate GPR model is built for the real part and the imaginary part. For the GP we use the mean value of the training data evaluations as mean function and the squared exponential kernel

$$k(\mathbf{p}, \mathbf{p}') = \zeta e^{-\frac{|\mathbf{p} - \mathbf{p}'|^2}{2l^2}}. \quad (16)$$

The two hyperparameters $\zeta \in \mathbb{R}$ and $l > 0$ are internally optimized within the scikit-learn package. For GPR the default settings of scikit-learn have been used, except for the following modifications: the starting value for ζ has been set to 0.1, its optimization bounds to $[10^{-5}, 10^{-1}]$ and the noise factor $\alpha = 10^{-5}$.

We compare the proposed GPR-Hybrid approach with the hybrid approach based on stochastic collocation (SC-Hybrid) from Fuhrländer et al. (2020), but without adaptive mesh refinement. As reference solution we consider the classic MC analysis. Both hybrid methods achieve the same accuracy, i.e., the same yield estimator as the MC reference, $\tilde{Y}_{\text{MC}}(\bar{\mathbf{p}}) = 95.44\%$. In order to compare the computational effort we consider the number of FEM evaluations, necessary for solving Eq. (12). In all methods a short circuit strategy has been used such that a sample point is not evaluated on a frequency point if it has already been rejected for another frequency point. Figure 2 shows the comparison of these methods. The lower number of FEM evaluations in the GPR-Hybrid approach compared to SC-Hybrid can be explained by the fact that the surrogate model can be updated on the fly.

For the single-objective optimization in Eq. (8) we use the same settings as above and additionally the starting point $\bar{\mathbf{p}}^0 = [9, 5, 1, 1]^T$ and the initial sampling size $N_{\text{MC}}^{\text{start}} = 100$ in the adaptive method. Figures 3(a) and 3(b) show the increase of the

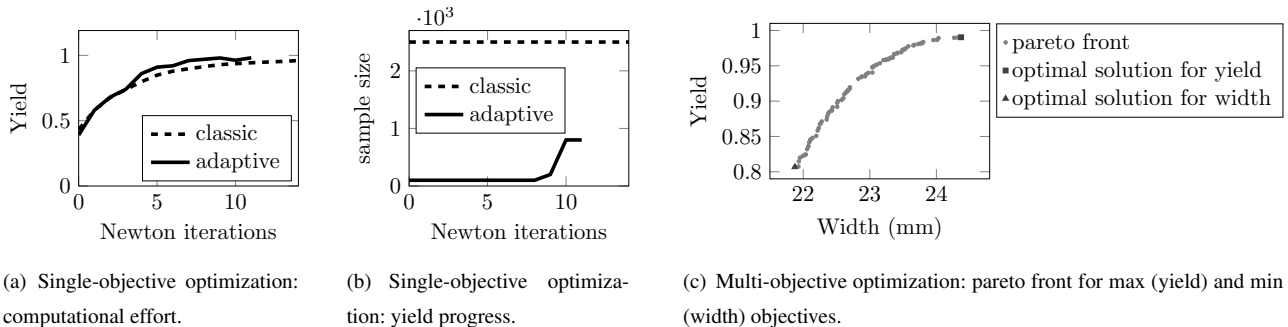


Figure 3. Single- and multi-objective optimization.

yield and the sampling size in each iteration for the adaptive Newton-MC compared with a classic Newton method with a fixed sample size. Both methods achieve the same optimal yield of $\tilde{Y}_{\text{GPR-H}}(\bar{\mathbf{p}}^{\text{opt}}) = 98.32\%$. The adaptive Newton-MC needs 11 iterations and 571 FEM evaluations for that, the classic Newton method 37 iterations and 2643 FEM evaluations.

For the multi-objective optimization in Eq. (10) the python package pymoo has been used, cf. Blank and Deb (2020). We formulate a second objective function to minimize the width of the waveguide. Further we request the yield to be larger than a minimal value $Y_{\min} = 0.8$, include this as a constraint and define lower and upper bounds for the mean value of the uncertain parameter. We obtain the optimization problem

$$\begin{aligned}
 & \min_{\bar{\mathbf{p}}} (-Y(\bar{\mathbf{p}})) \\
 & \min_{\bar{\mathbf{p}}} (2p_1 + p_2) \\
 & \text{s.t. } g_1(\bar{\mathbf{p}}) = Y_{\min} - Y(\bar{\mathbf{p}}) \leq 0, \\
 & [5, 3, 0.5, 0.5]^T \leq \bar{\mathbf{p}} \leq [25, 15, 1.5, 1.5]^T.
 \end{aligned} \tag{17}$$

In pymoo, the NSGA2 solver and the default settings have been used, except for the following modifications: initial population size was set to 200, number of offsprings per generation to 100 and maximum number of generations to 30. In Fig. 3(c) we see the pareto front after 30 generations. Depending on the rating of the significance of the two objective functions, a solution can be chosen.

6 Conclusions

Reliable and efficient methods for yield estimation and optimization have been presented. The hybrid approach based on a GPR surrogate model including opportunity to model updates reduces the computational effort significantly, while maintaining high accuracy. The proposed adaptive Newton-MC reduces the uncertainty impact with low costs compared to classic Newton methods. A new multi-objective approach allows optimizing performance and robustness simultaneously. In future, we will

work on improving the efficiency of multi-objective optimization based on genetic algorithms by using adaptive sample size increase and GPR approximations of the yield, in addition to the GPR approximations of the QoIs.

Acknowledgements. The work of Mona Fuhrländer is supported by the Graduate School CE within the Centre for Computational Engineering at Technische Universität Darmstadt.

References

- Audet, C. and Hare, W.: Derivative-Free and Blackbox Optimization, <https://doi.org/10.1007/978-3-319-68913-5>, 2017.
- Babuška, I., Nobile, F., and Tempone, R.: A Stochastic Collocation Method for Elliptic Partial Differential Equations with Random Input Data, *SIAM J. Numer. Anal.*, 45, 1005–1034, <https://doi.org/10.1137/100786356>, 2007.
- Bect, J., Ginsbourger, D., Li, L., Picheny, V., and Vazquez, E.: Sequential design of computer experiments for the estimation of a probability of failure, *Statistics and Computing*, 22, 773–793, 2012.
- Bellman, R.: Curse of dimensionality, *Adaptive control processes: a guided tour*. Princeton, NJ, 1961.
- Blank, J. and Deb, K.: pymoo: Multi-objective Optimization in Python, *IEEE Access*, pp. 1–1, 2020.
- Cohen, A.: Truncated and censored samples: Theory and applications, 2016.
- Ehrgott, M.: *Multicriteria Optimization*, Springer, 2005.
- Fuhrländer, M. and Schöps, S.: A Blackbox Yield Estimation Workflow with Gaussian Process Regression Applied to the Design of Electromagnetic Devices, *JMathInd*, 2020.
- Fuhrländer, M., Georg, N., Römer, U., and Schöps, S.: Yield Optimization Based on Adaptive Newton-Monte Carlo and Polynomial Surrogates, *IntJUncertQuant*, 10, 351–373, <https://doi.org/10.1615/Int.J.UncertaintyQuantification.2020033344>, 2020.
- Giles, M. B.: Multilevel Monte Carlo methods, *Acta. Num.*, 24, <https://doi.org/10.1017/S09624929>, 2015.
- Graeb, H. E.: *Analog Design Centering and Sizing*, Springer, Dordrecht, 2007.
- Hammersley, J. M. and Handscomb, D. C.: *Monte Carlo methods*, Methuen & Co Ltd, London, 1964.
- Li, J. and Xiu, D.: Evaluation of failure probability via surrogate models, *J. Comput. Phys.*, 229, 8966–8980, <https://doi.org/10.1016/j.jcp.2010.08.022>, 2010.
- Pedregosa, F., Varoquaux, G., Gramfort, A., Michel, V., Thirion, B., Grisel, O., Blondel, M., Prettenhofer, P., Weiss, R., Dubourg, V., Vanderplas, J., Passos, A., Cournapeau, D., Brucher, M., Perrot, M., and Duchesnay, E.: Scikit-learn: Machine Learning in Python, *Journal of Machine Learning Research*, 12, 2825–2830, 2011.
- Rao, C. R. and Toutenburg, H.: *Linear Models: Least Squares and Alternatives*, Springer, New York, 2 edn., 1999.
- Rasmussen, C. E. and Williams, C. K.: *Gaussian Processes for Machine Learning*, The MIT Press, Cambridge, 2006.
- Ulbrich, M. and Ulbrich, S.: *Nichtlineare Optimierung*, Birkhäuser, 2012.