

Improved POMDP Tree Search Planning with Prioritized Action Branching

John Mern,¹ Anil Yildiz,¹ Larry Bush² Tapan Mukerji³ Mykel J. Kochenderfer¹

¹Stanford University, Department of Aeronautics and Astronautics, 496 Lomita Mall, Stanford, CA 94305

²General Motors, Research and Development, Warren, MI

³Stanford University, Department of Energy Resources Engineering, 367 Panama Street, Stanford, CA 94305

{jmern91, yildiz, mukerji, mykel}@stanford.edu

bushL2@alum.mit.edu

Abstract

Online solvers for partially observable Markov decision processes have difficulty scaling to problems with large action spaces. This paper proposes a method called PA-POMCPOW to sample a subset of the action space that provides varying mixtures of exploitation and exploration for inclusion in a search tree. The proposed method first evaluates the action space according to a score function that is a linear combination of expected reward and expected information gain. The actions with the highest score are then added to the search tree during tree expansion. Experiments show that PA-POMCPOW is able to outperform existing state-of-the-art solvers on problems with large discrete action spaces.

Introduction

Sequential decision making problems under uncertainty are often modeled as partially observable Markov decision processes (POMDPs) (Littman, Cassandra, and Kaelbling 1995). A solution to a POMDP is a policy that maps a belief over the state of the environment to an optimal action that maximizes the sum of discounted rewards over a series of steps. Solving POMDPs exactly is generally intractable and has been shown to be *PSPACE-complete* for finite horizons (Papadimitriou and Tsitsiklis 1987). Therefore, a variety of offline and online approximate solution methods have been proposed (Kochenderfer 2015).

Offline solvers compute the full policy before any action is taken, and are typically effective at small to moderately sized POMDPs (Ross et al. 2008). Monte-Carlo methods using point-based belief space interpolation were initially explored (Thrun 1999). Many advanced solvers now use point-based value iteration to learn an approximation to the belief value function from a finite-set of belief points (Kurniawati, Hsu, and Lee 2008). However, because offline solvers compute policies over the entire belief space, they are typically not viable for large problems.

Several online planners have been developed by adapting Monte-Carlo Tree Search (MCTS) for partially observable environments. Because online planners only reason about beliefs reachable from the current belief, they can typically be applied to much larger problems (Silver and Veness 2010; Somani et al. 2013; Sunberg and Kochenderfer 2018).

Copyright © 2021, Association for the Advancement of Artificial Intelligence (www.aaai.org). All rights reserved.

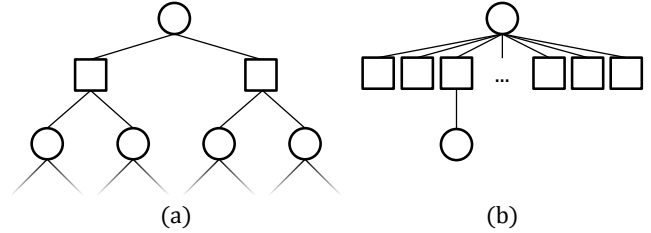


Figure 1: MCTS trees. (a) A deep search tree with a small action space. Action nodes (squares) are sampled frequently. (b) A shallow search tree with a large action space.

The POMCP algorithm (Silver and Veness 2010) adapted UCT search (Kocsis and Szepesvári 2006) by using generative models and sampling states from an unweighted particle set to search over action-observation trajectories. The DESPOT algorithm (Somani et al. 2013) takes a similar approach, using a deterministic generative model to reduce the tree search variance. The ABT algorithm (Kurniawati and Yadav 2013) was proposed to improve planning speed by reusing part of the previous belief step search tree.

Existing online methods may still fail when the action space of the problem is very large, such as in large-scale route planning or robotic control. During tree search, the probability of sampling a given action from a large space is very low, resulting in wide, shallow search trees (Sunberg and Kochenderfer 2018), as shown in Figure 1. In MCTS methods, shallow trees provide poor estimates of the action values (Silver and Veness 2010).

To scale to problems with larger action and observation spaces, the POMCPOW and PFT-DPW algorithms (Sunberg and Kochenderfer 2018) introduce double progressive widening (DPW) to POMCP. Progressive Widening (Couëtoux et al. 2011) was introduced to scale MCTS methods to large discrete and continuous spaces by dynamically limiting the number of action nodes added during tree expansion. *Double* progressive widening applies the progressive widening to both the action and observation spaces. DPW has been shown to be sensitive to the order nodes are selected for addition (Browne et al. 2012) and has limited effect on scaling to large or multidimensional action spaces.

We propose a method to select a subset of the most

promising actions from the full action space. Exploration in the tree is then limited to this smaller subset. We select this subset according to a score function that evaluates each action’s expected one-step reward and information gain. We provide formulations of this score for various reward functions and belief distributions. The method is implemented as an extension to POMCPOW. Experiments show that the proposed algorithm is able to outperform existing solvers on tasks with very large action spaces.

Background

POMDPs represent sequential decision problems with state uncertainty (Kochenderfer 2015). A POMDP is defined by the tuple $(\mathcal{S}, \mathcal{A}, \mathcal{O}, Z, T, R, \gamma)$, where \mathcal{S} , \mathcal{A} , and \mathcal{O} are the state, action, and observation spaces, respectively. The transition model $T(s' | s, a)$ gives the probability of transitioning from state s to state s' after taking action a . The reward function $R(s, a)$ specifies the immediate reward obtained after taking action a at state s . The observation model $Z(o | s, a, s')$ gives the probability of receiving observation o in state s' given that action a had been taken in state s . The discount factor is $\gamma \in [0, 1]$.

Because the state is unknown in a POMDP, it is common to maintain a probability distribution over the state, called the belief b . The belief is updated each time the agent takes an action a and receives an observation o , typically using a Bayesian update.

The action-value function $Q(b, a)$ is the expected sum of discounted future rewards when taking action a at belief state b and acting optimally for every following step. Many POMDP solvers and planners operate by developing estimates of the action-value function over the action space and returning the action with the highest value.

Monte-Carlo Tree Search (MCTS) is often used for solving POMDPs. MCTS incrementally builds a tree of alternating layers of observation and action nodes by running many random simulations over the tree. Simulations proceed from the root by selecting actions according to a given search policy and receiving observations from a generative model. When a new observation is encountered, the observation node and its action node children are added to the tree. This process is referred to as *tree expansion*.

An estimate of $Q(b, a)$ is maintained for each action node. Each time a node is visited, the value estimate is updated. More visits to a node generally improves the accuracy of the value function estimate (Auer, Cesa-Bianchi, and Fischer 2002). POMDPs with large action or observation spaces typically result in wide, shallow trees. In these cases, the value function estimates may be poor.

Proposed Method

The objective of this work is to improve the ability of on-line POMDP tree search planners to scale to very large action spaces. The challenge to tree search methods posed by large action spaces is the high branching factor they introduce in search tree expansion. To overcome this, we propose a method to select a small, informed subset of the action space for node expansion. Our method uses the belief

and reward function to select a subset of actions that balance exploration and reward.

Action Score Function

In order to limit the branching factor for problems with large action spaces, only a subset of actions may necessarily be added to the search tree at each node. To select this subset, we propose ranking the actions according to a score function and including the actions with the highest scores in the subset. We propose the *action score* function that evaluates both the expected reward and expected information gain of an action

$$k(a, b; \lambda) = \mathbb{E}_{s \sim b} [r(s, a)] + \lambda I(b, a) \quad (1)$$

where a is the action, b is the state belief distribution, $I(b, a)$ is an information gain term, and λ is a weighting parameter. Including expected information gain is important to allow the planner to explore non-myopic trajectories.

Information gain cannot be efficiently computed for general distributions (Frazier 2018). Assuming the belief is unbiased at each time-step, we approximate the information gain as

$$IG(b', b) = h(b) - h(b') \quad (2)$$

$$\approx \frac{1}{2} \log((2\pi e)^d |\Sigma_b|) - \frac{1}{2} \log((2\pi e)^d |\Sigma_{b'}|) \quad (3)$$

$$= \frac{1}{2} (\log(|\Sigma_b|) - \log(|\Sigma_{b'}|)) \quad (4)$$

$$= \frac{1}{2} (\text{Tr}(\log(\Sigma_b)) - \text{Tr}(\log(\Sigma_{b'}))) \quad (5)$$

where Σ_b is the covariance of the belief distribution b and $\Sigma_{b'}$ is the covariance of the updated belief b' after having taken action a and received an observation. Equation (3) follows from the upper bound on differential entropy for continuous variables (Cover and Thomas 2006), and eq. (5) follows from the definition of the determinant of a matrix as $|X| = \exp[\text{Tr}(\log(X))]$.

The proposed information gain score component is then

$$I(a, b) = \text{Tr}(\log(\Sigma_b)) - \text{Tr}(\log(\mathbb{E}_{b'}[\Sigma_{b'}])) \quad (6)$$

where the expectation is taken over the b' term because the observation received upon taking action a in belief b is not necessarily known.

Because the score will be evaluated for each action node, its evaluation needs to be fast. The terms of the action score can be calculated exactly for some special cases, which are defined in the remainder of this section. In cases where analytical solutions are unavailable, approximations, for example by local linearization, may be used.

Expected Reward Term The expected reward term is generally defined as

$$\mathbb{E}_b [r(s, a)] = \int_s r(s, a) b(s) ds \quad (7)$$

where $r(s, a)$ is the known reward function.

The expected reward can be exactly calculated for finite discrete state spaces by weighted summation over the belief.

For continuous cases, analytical solutions to the integral exist for special combinations of reward function and belief distribution. For instance, reward functions that are linear with respect to the state allow an analytical solution to be found for any distribution with a known first moment. That is, given a reward function of the form

$$r(s, a) = \mathbf{s}^T \mathbf{A}(a) + c(a) \quad (8)$$

where \mathbf{s} is a vector representation of the state, and the vector \mathbf{A} and scalar c are functions of the action a , the expected reward can be calculated as

$$\mathbb{E}_b[r(s, a)] = \boldsymbol{\mu}_s^T \mathbf{A}(a) + c(a) \quad (9)$$

where $\boldsymbol{\mu}_s$ is the mean of the state belief distribution. Given a Gaussian distribution belief, reward functions that are linear, quadratic, cubic, and quartic have known solutions (Petersen and Pedersen 2008).

Expected Information Gain Term For the information gain term, we can define the expectation as

$$\mathbb{E}[\Sigma_{b'}] = \int_o \Sigma_{b'} P(o | a) do \quad (10)$$

$$= \int_o \Sigma_{b'} \int_s P(o | s, a) b(s) ds do \quad (11)$$

$$= \int_o \Sigma_{b'} \mathbb{E}_b[P(o | a)] do \quad (12)$$

where b' is the updated belief after taking action a and receiving observation o . For the special case of finite discrete state and observation spaces, the information gain term can be calculated exactly as a summation over the distributions. In the continuous domain, analytical solutions can be derived for special cases.

For the common choice of a linear-Gaussian observation model and Gaussian belief, $\mathbb{E}_b[P(o | a)]$ is Gaussian. The mean of the resulting distribution is $\mathbf{B}\mathbf{s} + \mathbf{d}$ and the covariance is $\mathbf{B}\Sigma_s\mathbf{B}^T + \Sigma_o$ (Kalman 1960), where Σ_s is the belief covariance and Σ_o is the observation noise covariance, which may be a function of the action. The \mathbf{B} matrix and \mathbf{d} vector are the the affine transition matrix and bias vector, respectively.

Given the Gaussian $\mathbb{E}_b[P(o | a)]$, the remainder of the solution of $\mathbb{E}[\Sigma_{b'}]$ depends upon the function relating Σ_o and the action a . As with the reward, up to quartic relationships have known solutions.

Modeling the belief with a Gaussian Process (GP) (Rasmussen and Williams 2006) also gives an analytical solution. Given a Gaussian Process, the belief distribution is a Gaussian distribution whose parameters are calculated from the posterior of the GP. If we limit the observable points of the GP to elements of the state, the variance reduction is proportional to the marginal variance of the observed element. Information gain then reduces to

$$I(a, b) \propto \Sigma_b[o_x] - \sigma_o \quad (13)$$

where o_x is the index into the covariance matrix of the observed point, and σ_o is the marginal observation noise.

Action Selection

The score function is used to select the best actions to add to the search tree at expansion steps. We propose two methods for selecting actions using the score. The subset method is proposed for planners, such as POMCP, that add all action nodes in a single step. The prioritization method is proposed as an option for planners that use action progressive widening, such as POMCPOW. For progressive widening solvers, either of the presented approaches may be used.

In the subset method, we propose only adding a subset of the total action space containing the highest scoring actions $\hat{\mathcal{A}}$. To select the subset, we can define a set of non-negative numbers Λ such that $|\Lambda| \ll |\mathcal{A}|$. We then define our subset to be $\hat{\mathcal{A}} \leftarrow \{a_i, \dots, a_N\}$ where

$$a_i \leftarrow \arg \max_{a \in \mathcal{A}} k(a, b; \lambda_i) \quad (14)$$

and $\lambda_i \in \Lambda$. Selecting actions in this way will result in a subset that exists along the Pareto frontier of the multi-objective action score, balancing reward gain and exploration.

In the prioritization method, a single value of λ is set and the action with the highest score is added each time the tree is expanded. No upper limit on the total number of added nodes is imposed with the aim of preserving the asymptotic convergence of behavior of the planner (Kocsis and Szepesvári 2006; Silver and Veness 2010).

These selection methods can be applied to any tree-search method which explicitly branches on the actions. The only additional information required is the score function, which only requires the explicit reward function to formulate. The methods will only be effective on tasks with non-sparse rewards however, as the reward function is directly used to select actions for branching. For tasks in which this is not the case, a shaped reward function may be used in place of the task reward in evaluating the action score.

The action score is only used in selecting actions to branch, not in choosing trajectories to explore or in node evaluation during rollout. As a result, any optimality guarantees provided by the tree search algorithm, such as those provided by UCT (Couëtoux et al. 2011), remain valid.

Algorithm

We implement the proposed method in an extension of the POMCPOW online solver (Sunberg and Kochenderfer 2018) that can scale to very large problems. We call this algorithm Prioritized Action POMCPOW (PA-POMCPOW). The same notation as in the original work is used. Only the additions and modified functions are presented here due to space constraints.

The main modification is to the ACTIONPROGWIDEN function presented in Algorithm 1, which defines the progressive widening procedure for the action space. The action selection procedure is defined in Algorithm 2. Additionally, the PA-POMCPOW search tree is augmented with a set E , which stores the ordered action subset for each observation node. This set is maintained in order to minimize the number of calls required to SELECTACTIONS, as scoring the entire action space can be computationally expensive.

The new progressive widening step is defined such that only actions from the action subspace $\tilde{\mathcal{A}}$ are added to the tree. In addition to the history h , ACTIONPROGWIDEN also takes the action-score function k , and Λ as arguments. The $\tilde{\mathcal{A}}$ set can be selected using either procedure described in ?? . To use the subset method, a set of information gain weights is passed in for Λ . To use the prioritization method, a set with a single weight $\{\lambda\}$ is passed.

Algorithm 1 ACTIONPROGWIDEN Function

```

1: function ACTIONPROGWIDEN( $h, k, \lambda, \Lambda$ )
2:   if  $h \notin E$ 
3:      $\tilde{\mathcal{A}} \leftarrow \text{SELECTACTIONS}(h, \mathcal{A}, k, \Lambda)$ 
4:      $E(h) \leftarrow \tilde{\mathcal{A}}$ 
5:   if  $\|C(h)\| \leq k_a N(h)^{\alpha_a}$  and  $E(h) \neq \emptyset$ 
6:      $\tilde{\mathcal{A}} \leftarrow E(h)$ 
7:      $a \leftarrow \text{NEXT}(\tilde{\mathcal{A}})$   $\triangleright$  Get next element from set
8:      $C(h) \leftarrow C(h) \cup a$ 
9:      $E(h) \leftarrow \tilde{\mathcal{A}} \setminus \{a\}$ 
10: return  $\arg \max_{a \in C(h)} Q(h, a) + c \sqrt{\frac{\log N(h)}{N(ha)}}$ 

```

Algorithm 2 SELECTACTIONS Function

```

1: function SELECTACTIONS( $b, k, \Lambda$ )
2:    $\tilde{\mathcal{A}} \leftarrow \emptyset$ 
3:    $\mathcal{A}' \leftarrow \mathcal{A}$ 
4:   if  $|\Lambda| = 1$ 
5:      $\lambda \leftarrow \Lambda_0$ 
6:     while  $|\mathcal{A}'| > 0$ 
7:        $a \leftarrow \arg \max_{a \in \mathcal{A}'} k(a, b; \lambda)$ 
8:        $\tilde{\mathcal{A}} \leftarrow \tilde{\mathcal{A}} \cup \{a\}$ 
9:        $\mathcal{A}' \leftarrow \mathcal{A}' \setminus \{a\}$ 
10:  else
11:    for  $\lambda \in \Lambda$ 
12:       $a \leftarrow \arg \max_{a \in \mathcal{A}'} k(a, b; \lambda)$ 
13:       $\tilde{\mathcal{A}} \leftarrow \tilde{\mathcal{A}} \cup \{a\}$ 
14:       $\mathcal{A}' \leftarrow \mathcal{A}' \setminus \{a\}$ 
15: return  $\tilde{\mathcal{A}}$ 

```

Different selections of Λ lead to different solver behavior. In general, larger sets require a higher number of simulate calls to effectively search. Problems for which actions strongly influence state transition tend to require a larger Λ . Normalizing the reward and variance trace to be within the range $[-1, 1]$ was found to improve search efficiency. Problems in which information gathering is important tend to benefit from including higher λ values.

Experiments

We tested the performance of PA-POMCPOW on two tasks involving sensor placement and wildfire containment. The sensor placement task has a static environment state and a dense reward. The wildfire containment task has a dynamic environment state and a sparse reward. All experiments were implemented using POMDPs.jl (Egorov et al. 2017).

Sensor Placement

The sensor placement task requires an agent to sequentially pick the location to install sensors in a large 2D grid world in order to maximize information gathered. Each location in the world has a different concentration of information. The information densities are generated by sampling from a Gaussian Process prior with zero mean and a linear-exponential covariance kernel (Kochenderfer and Wheeler 2019) at each coordinate.

The state space is $\mathcal{S} = (\mathcal{S}_g, \mathcal{S}_s)$, where \mathcal{S}_g is the information grid map and \mathcal{S}_s is a list of the coordinates of the placed sensors. The information field is static throughout each episode, and sensor placement is deterministic. The field is initialized with a set of sensors placed at random points on the grid, and the values at these points are known.

At each step, the agent chooses the location to place a sensor or to observe. The agent can choose a point on the grid that are at least δ cells away from a previously placed sensor. If a sensor is placed, the agent receives a reward equal to the value of information at that cell minus one. No reward is given for observing without placing a sensor. Because the agent may either observe or place a sensor at each grid cell, the size of the action space is equal to twice the number of grid cells minus the number of prohibited spaces. We considered grids of size (25×25) , (50×50) , (100×100) , corresponding to maximum action space sizes of 1250, 5000, and 20000, respectively.

Each time the agent takes an action, it directly observes the value of the cell on which the sensor is placed. The episode terminates after T sensors have been placed.

To solve this task, we used a Gaussian Process to model the belief. At each step, the belief is updated by appending the observed location and values to the GP parameters.

We tested PA-POMCPOW by solving the problem for the three different grid sizes with 100 different initializations for each. The Λ vector was set to linearly spaced values between 0 and 2 with a step size of 0.1 for a total of 20 considered actions. Because our belief was Gaussian, we used the exact linear-Gaussian forms of the action-score function.

We ran each test with limits of 100, 500, and 1000 simulator calls per step. For each run, we recorded the total accumulated reward and the average planner run time. For comparison, we ran each test for the POMCP and POMCPOW algorithms as well, using the same belief distribution and number of solver calls. We also defined a simple greedy policy in which the agent takes the action with the maximum expected score as defined by the Gaussian Process posterior. This was included to test whether limiting the actions of PA-POMCPOW limited the learned policy to a myopic one.

To test our hypothesis that PA-POMCPOW builds deeper search trees, we measured the maximum tree depth produced by each algorithm. For each solver, we constructed the initial action step tree using 500 simulations over 100 state and initial belief realizations.

Wildfire Containment

In the wildfire containment task, a fire is spreading over a grid world. An agent must select areas in the grid to clear of

fuel in order to contain the spread of the wildfire. Fire propagation is probabilistic, according to dynamics defined in a previous work (Julian and Kochenderfer 2019). This task was designed to test the performance of PA-POMCPOW on a task with non-stationary dynamics and a sparse reward.

In this model, fire starts at some points in the grid and burns at those points until the fuel is exhausted. A fuel-containing cell that is currently not burning ignites with probability proportional to the number of its neighbors currently burning. The fire is able to spread beyond immediately adjacent cells, up to two cells away. Wind biases the fire propagation direction and changes randomly each step.




Figure 2: Wildfire containment task. The left figure shows the burn map, where dark areas are currently burning and light are un-ignited. The right figure shows the fuel map, where lighter values correspond to higher fuel levels. A southwest wind biases fire propagation.

The state is represented by a burn map, a fuel map, and a wind vector, as shown in Figure 2. The burn map is an array of which cells in the grid world are on fire. The fuel map is an array of how much fuel is contained in each cell and is generated by sampling each cell from a truncated Gaussian distribution. Wind is uniform over the grid and the vector is sampled from a 2D uniform distribution between $[-1, 1]$.

Areas in each corner of the grid are designated to be keep-out areas. Associated with each area is a counter c_i which decreases at each time step until it reaches zero. The objective of the task is to keep the fire from reaching any keep out zone until the zone counter is zero. If fire reaches a keep-out zone, that zone’s counter is set directly to zero and a reward equal to the remaining counter value, $-c_i$. The episode terminates when all zones have a zero count.

At each step, the agent selects a non-burning grid cell to clear of fuel. The fuel level in the selected cell and eight surrounding cells are then set to zero. The wind vector is updated by addition of zero-mean Gaussian noise.

The agent has full knowledge of the burn map, fuel map, and keep-out counters. The agent also makes noisy measurements of the wind. The noise on the wind measurement is proportional to the distance between the action location and the fire. Fire reaching any keep-out zone has a cost equal to ten times the counter value of the keep-out zone.

To solve this task, we used a Gaussian distribution to model the wind belief, and updated it using a Kalman filter (Kalman 1960). The Λ set was composed of linearly spaced values between 0.5 and 1.5 with a step size of 0.1 for a total of 16 values. The linear-Gaussian forms of the score function were used, however, because the reward was sparse,

a dense, shaped reward was implemented. The shaped reward function was defined as $r(a, s) = \theta d_f(a) + \beta d_k(a)$, where d_f measures the distance of the cleared cell to the closest burning cell and $d_k(a)$ is the distance to the nearest keep-out zone. The θ and β terms are weighting factors.

We ran each test with limits of 100, 250, and 500 simulator calls per solver step for a grid size of 40×40 . For each run, we recorded the total accumulated reward and the average planner run time per step. As with the sensor placement task, we ran each test for the POMCP and POMCPOW baseline algorithms as well, using the same belief distribution and number of solver calls.

We additionally implemented a myopic expert policy baseline that clears all the fuel bordering each keep-out zone. At each step, the policy clears the cells immediately bordering a keep-out zones in order to create a barrier around the zone. The policy chooses to clear cells of the keep-out zone that is closest to the fire, until all the bordering cells have been cleared. It then moves to the next closest zone.

Results

Sensor Placement

The performance of each algorithm on the sensor placement task is reported in Table 1. The mean score and standard error over the 100 trials are reported for each test point.

PA-POMCPOW outperformed the baseline algorithms for all test points. It also outperformed the Greedy policy in all but one test point, showing that with action subsets, the tree search is still able to find non-myopic policies. Neither baseline outperformed the greedy policy in any case.

The relative gap between POMCPOW and Greedy remained at approximately 30% for 1000 queries at all grid sizes. This seems to suggest that the shallow trees generated by POMCPOW resulted in selection of the approximately greedy action. This also suggests why PA-POMCPOW, with deeper search trees, was able to outperform it.

On average, PA-POMCPOW required 4.2 ms, 8.3 ms, and 43.5 ms per simulation call for the 20×20 grid, 50×50 grid, and 100×100 grid respectively. This was significantly more expensive than the most efficient baseline, POMCPOW, which required 0.7 ms, 2.4 ms, 10.1 ms for the three respective grids. This is likely due to the added cost of computing the action scores at each observation node.

A partial episode is shown in Figure 3. The location and type of each root node action of the search tree is shown overlaid on the Gaussian process belief mean values. A balance of exploration and exploitation is seen over the episode, however, when high expected reward actions are available, the actions tend to form tight clusters, which may not be desirable in some tasks.

From the tree measurement experiment, the average maximum node depth and standard error was 8.13 ± 0.23 , 3.61 ± 0.06 , and 3.05 ± 0.05 for PA-POMCPOW, POMCPOW, and POMCP, respectively. The average maximum depth was significantly higher for PA-POMCPOW than either baseline. These results suggest that improved tree depth contributed to PA-POMCPOW’s improved performance on the task.

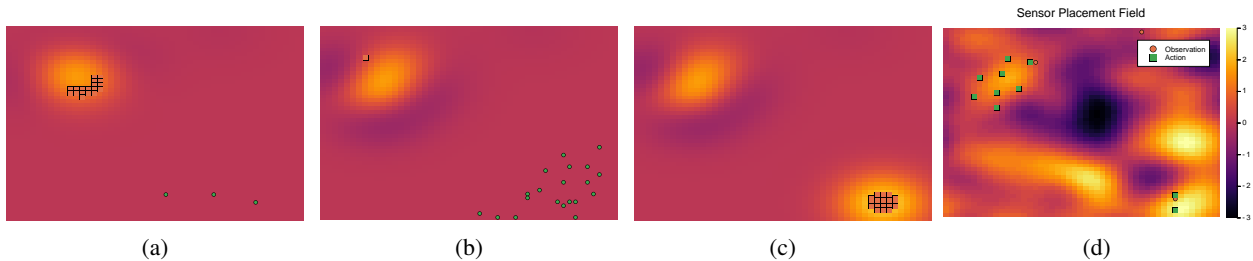


Figure 3: Example sensor placement action branching. The first three figures show the Gaussian process mean values with root node actions overlaid. The squares mark sensor placement actions and the circles mark observation only actions. (a) The algorithm prefers actions with high known reward early in the episode. (b) As the rewarding actions are depleted, the algorithm considers more exploration. (c) The algorithm once again prefers high-reward actions once a new high-value area is found. (d) The actual information state for the episode and selected actions at episode completion.

Table 1: Sensor Placement Task Scores

Grid Size	Calls	PA-POMCPOW	POMCPOW	POMCP	Greedy
20 × 20	100	3.35 ± 0.22	0.77 ± 0.22	1.31 ± 0.24	2.55 ± 0.21
	500	3.66 ± 0.21	1.45 ± 0.23	1.26 ± 0.20	
	1000	4.04 ± 0.21	1.70 ± 0.26	1.18 ± 0.23	
50 × 50	100	5.79 ± 0.29	0.42 ± 0.24	1.40 ± 0.25	5.10 ± 0.32
	500	5.64 ± 0.28	2.90 ± 0.28	0.96 ± 0.23	
	1000	5.46 ± 0.29	3.80 ± 0.38	0.48 ± 0.26	
100 × 100	100	6.45 ± 0.44	3.99 ± 0.41	3.36 ± 0.44	6.69 ± 0.40
	500	7.68 ± 0.41	5.64 ± 0.43	3.10 ± 0.41	
	1000	7.77 ± 0.44	5.57 ± 0.43	3.10 ± 0.39	

Table 2: Wildfire Task Loss

Calls	Algorithm	Loss
100	PA-POMCPOW	460 ± 46
	POMCPOW	937 ± 24
	POMCP	1021 ± 30
250	PA-POMCPOW	434 ± 46
	POMCPOW	897 ± 33
	POMCP	1000 ± 28
500	PA-POMCPOW	430 ± 43
	POMCPOW	798 ± 29
	POMCP	1011 ± 28
–	Expert	722 ± 18

Wildfire Containment

The performance results from the wildfire containment task are shown in Table 2. As with the sensor placement task, PA-POMCPOW was able to outperform both of the baseline algorithms and the expert policy in all three test scenarios. The expert policy outperformed both baselines.

The computational cost of the wildfire task was slightly higher than that of the sensor placement task. The time per query was 11.6 ms for PA-POMCPOW, 8.5 ms for POMCPOW, and 8.2 ms for POMCP. As before, PA-POMCPOW was more expensive than POMCPOW and POMCP.

Despite the more complex environment and sparse reward function, PA-POMCPOW was still able to solve the problem better than the existing state-of-the-art and an expert policy.

Conclusions

We presented a general method to extend online POMDP solvers to problems with very large action spaces by prioritizing actions for tree expansion. Specific formulations of the method for various reward functions and belief distributions were presented. We implemented this method as a new algorithm called Prioritized Action POMCPOW (PA-POMCPOW) which can scale to very large problems.

The current work is limited to problems in which the score function terms can be analytically formed or easily and accurately approximated. Future work will investigate more gen-

erally extensible functions for the exploration and exploitation terms of the action score.

This work presented a static method of selecting the action subset. That is, once selected, the action space subset was never updated. Future work will explore dynamically adjusting the subset based on the action-value estimates.

This work also only directly considered large, discrete action spaces. While the proposed methods can be applied to continuous spaces in principle, evaluating the action score in a continuous domain would likely be intractable for many problems. Because of this, future work will investigate using the volume coverage metrics for action clustering (Kurniawati, Hsu, and Lee 2008).

Despite these limitations, experimental results showed that PA-POMCPOW was effective on very large problems. Using the proposed method with DPW improved the performance over existing state-of-the-art methods.

References

- Auer, P.; Cesa-Bianchi, N.; and Fischer, P. 2002. Finite-time Analysis of the Multiarmed Bandit Problem. *Journal of Machine Learning Research* 47(2-3): 235–256. doi:10.1023/A:1013689704352.
- Browne, C.; Powley, E. J.; Whitehouse, D.; Lucas, S. M.; Cowling, P. I.; Rohlfshagen, P.; Tavener, S.; Liebana, D. P.; Samothrakis, S.; and Colton, S. 2012. A Survey of Monte

- Carlo Tree Search Methods. *IEEE Transactions on Computational Intelligence and AI in Games* 4(1): 1–43. doi:10.1109/TCIAIG.2012.2186810.
- Couëtoux, A.; Hooek, J.; Sokolovska, N.; Teytaud, O.; and Bonnard, N. 2011. Continuous Upper Confidence Trees. In *Learning and Intelligent Optimization (LION)*. doi:10.1007/978-3-642-25566-3_32.
- Cover, T. M.; and Thomas, J. A. 2006. *Elements of information theory (2. ed.)*. Wiley. ISBN 978-0-471-24195-9. URL <http://www.elementsofinformationtheory.com/>.
- Egorov, M.; Sunberg, Z. N.; Balaban, E.; Wheeler, T. A.; Gupta, J. K.; and Kochenderfer, M. J. 2017. POMDPs.jl: A Framework for Sequential Decision Making under Uncertainty. *Journal of Machine Learning Research* 18: 26:1–26:5.
- Frazier, P. I. 2018. A Tutorial on Bayesian Optimization. *Computing Research Repository*.
- Julian, K. D.; and Kochenderfer, M. J. 2019. Distributed Wildfire Surveillance with Autonomous Aircraft Using Deep Reinforcement Learning. *AIAA Journal of Guidance, Control, and Dynamics* 42(8): 1768–1778. doi:10.2514/1.G004106.
- Kalman, R. E. 1960. A New Approach to Linear Filtering and Prediction Problems. *ASME Journal of Basic Engineering* 82: 35–45.
- Kochenderfer, M. 2015. *Decision Making Under Uncertainty: Theory and Application*. MIT Press. ISBN 9780262029254.
- Kochenderfer, M.; and Wheeler, T. 2019. *Algorithms for Optimization*. MIT Press. ISBN 9780262039420.
- Kocsis, L.; and Szepesvári, C. 2006. Bandit Based Monte-Carlo Planning. In *European Conference on Machine Learning (ECML)*. doi:10.1007/11871842_29.
- Kurniawati, H.; Hsu, D.; and Lee, W. S. 2008. SARSOP: Efficient Point-Based POMDP Planning by Approximating Optimally Reachable Belief Spaces. In *Robotics: Science and Systems IV*. doi:10.15607/RSS.2008.IV.009.
- Kurniawati, H.; and Yadav, V. 2013. An Online POMDP Solver for Uncertainty Planning in Dynamic Environment. In *International Symposium on Robotics Research*. doi:10.1007/978-3-319-28872-7_35.
- Littman, M. L.; Cassandra, A. R.; and Kaelbling, L. P. 1995. Learning Policies for Partially Observable Environments: Scaling Up. In *International Conference on Machine Learning (ICML)*. doi:10.1016/b978-1-55860-377-6.50052-9.
- Papadimitriou, C. H.; and Tsitsiklis, J. N. 1987. The complexity of Markov decision processes. *Mathematics of Operations Research* 12(3): 441–450.
- Petersen, K. B.; and Pedersen, M. S. 2008. *The Matrix Cookbook*. Technical University of Denmark. URL <http://www2.imm.dtu.dk/pubdb/p.php?3274>.
- Rasmussen, C. E.; and Williams, C. K. I. 2006. *Gaussian Processes for Machine Learning*. MIT Press.
- Ross, S.; Pineau, J.; Paquet, S.; and Chaib-draa, B. 2008. Online Planning Algorithms for POMDPs. *Journal of Artificial Intelligence Research* 32: 663–704. doi:10.1613/jair.2567.
- Silver, D.; and Veness, J. 2010. Monte-Carlo Planning in Large POMDPs. In *Advances in Neural Information Processing Systems (NIPS)*.
- Somani, A.; Ye, N.; Hsu, D.; and Lee, W. S. 2013. DESPOT: Online POMDP Planning with Regularization. In *Advances in Neural Information Processing Systems (NIPS)*.
- Sunberg, Z. N.; and Kochenderfer, M. J. 2018. Online Algorithms for POMDPs with Continuous State, Action, and Observation Spaces. In *International Conference on Automated Planning and Scheduling (ICAPS)*.
- Thrun, S. 1999. Monte Carlo POMDPs. In *Advances in Neural Information Processing Systems (NIPS)*.