

# Improving Efficient Neural Ranking Models with Cross-Architecture Knowledge Distillation

Sebastian Hofstätter, Sophia Althammer, Michael Schröder, Mete Sertkan and Allan Hanbury

first.last@tuwien.ac.at  
TU Wien, Vienna, Austria

## ABSTRACT

The latency of neural ranking models at query time is largely dependent on the architecture and deliberate choices by their designers to trade-off effectiveness for higher efficiency. This focus on low query latency of a rising number of efficient ranking architectures make them feasible for production deployment. In machine learning an increasingly common approach to close the effectiveness gap of more efficient models is to apply knowledge distillation from a large teacher model to a smaller student model. We find that different ranking architectures tend to produce output scores in different magnitudes. Based on this finding, we propose a cross-architecture training procedure with a margin focused loss (Margin-MSE), that adapts knowledge distillation to the varying score output distributions of different BERT and non-BERT ranking architectures. We apply the teachable information as additional fine-grained labels to existing training triples of the MSMARCO-Passage collection. We evaluate our procedure of distilling knowledge from state-of-the-art concatenated BERT models to four different efficient architectures (TK, ColBERT, PreTT, and a BERT CLS dot product model). We show that across our evaluated architectures our Margin-MSE knowledge distillation significantly improves their effectiveness without compromising their efficiency. To benefit the community, we publish the costly teacher-score training files in a ready-to-use package.

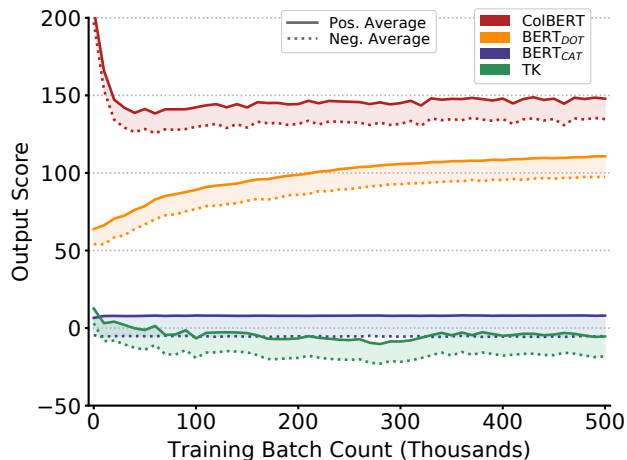
## KEYWORDS

Information Retrieval, Machine Learning, Neural Ranking

## 1 INTRODUCTION

The same principles that applied to traditional IR systems to achieve low query latency also apply to novel neural ranking models: We need to transfer as much computation and data transformation to the indexing phase as possible to require less resources at query time [31, 32]. For the most effective BERT-based [11] neural ranking models, which we refer to as **BERT<sub>CAT</sub>**, this transfer is simply not possible, as the concatenation of query and passage require all Transformer layers to be evaluated at query time to receive a ranking score [34].

To overcome this architecture restriction the neural-IR community proposed new architectures by deliberately choosing to trade-off effectiveness for higher efficiency. Among these low query latency approaches are: **TK** [17] with shallow Transformers and separate query and document contextualization; **ColBERT** [20] with late-interactions of BERT term representations; **PreTT** [27] with a combination of query-independent and query-dependent Transformer layers; and a BERT-CLS dot product scoring model which we refer to as **BERT<sub>DOT</sub>**, also known in the literature as



**Figure 1: Raw query-passage pair scores during training of different ranking models. The margin between the positive and negative samples is shaded.**

Tower-BERT [4], BERT-Siamese [42], or TwinBERT [25].<sup>1</sup> Each approach has unique characteristics that make them suitable for production-level query latency which we discuss in Section 2.

An increasingly common way to improve smaller or more efficient models is to train them, as students, to imitate the behavior of larger or ensemble teacher models via Knowledge Distillation (KD) [14]. This is typically applied to the same architecture with fewer layers and dimensions [19, 36] via the output or layer-wise activations [37]. KD has been applied in the ranking task for the same architecture with fewer layers [5, 13, 24] and in constrained sub-tasks, such as keyword-list matching [25].

In this work we propose a model-agnostic training procedure using cross-architecture knowledge distillation from **BERT<sub>CAT</sub>** with the goal to improve the effectiveness of efficient passage ranking models without compromising their query latency benefits.

A unique challenge for knowledge distillation in the ranking task is the possible range of scores, i.e. a ranking model outputs a single unbounded decimal value and the final result solely depends on the relative ordering of the scores for the candidate documents per query. We make the crucial observation, depicted in Figure 1, that different architectures during their training gravitate towards unique range patterns in their output scores. The **BERT<sub>CAT</sub>** model exhibits positive relevant-document scores, whereas on average the non-relevant documents are below zero. The TK model solely

<sup>1</sup>Yes, we see the irony: <https://xkcd.com/927/>

produces negative averages, and the BERT<sub>DOT</sub> and ColBERT models, due to their dot product scoring, show high output scores. This leads us to our main research question:

**RQ1** How can we apply knowledge distillation in retrieval across architecture types?

To optimally support the training of cross-architecture knowledge distillation, we allow our models to converge to a free scoring range, as long as the margin is alike with the teacher. We make use of the common triple ( $q$ , *relevant doc*, *non-relevant doc*) training regime, by distilling knowledge via the margin of the two scoring pairs. We train the students to learn the same margin as their teachers, which leaves the models to find the most *comfortable* or natural range for their architecture. We optimize the student margin to the teacher margin with a Mean Squared Error loss (Margin-MSE). We confirm our strategy with an ablation study of different knowledge distillation losses and show the Margin-MSE loss to be the most effective.

Thanks to the rapid advancements and openness of the Natural Language Processing community, we have a number of pre-trained BERT-style language models to choose from to create different variants of the BERT<sub>CAT</sub> architecture to study, allowing us to answer:

**RQ2** How effective is the distillation with a single teacher model in comparison to an ensemble of teachers?

We train three different BERT<sub>CAT</sub> versions as teacher models with different initializations: BERT-Base [11], BERT-Large with whole word masking [11], and ALBERT-large [23].

To understand the behavior that the different language models bring to the BERT<sub>CAT</sub> architecture, we compare their training score margin distributions and find that the models offer variability suited for an ensemble.

We created the teacher ensemble by averaging each of the three scores per query-document pair. We conduct the knowledge distillation with a single teacher and a teacher ensemble. The knowledge distillation has a general positive effect on all retrieval effectiveness metrics of our student models. In most cases the teacher ensemble further improves the student models' effectiveness above the already improved single teacher training.

To put the improved models in the perspective of the efficiency-effectiveness trade-off, we investigated the following question:

**RQ3** By how much does effective knowledge distillation shift the balance in the efficiency-effectiveness trade-off?

We show how the knowledge distilled efficient architectures outperform the BERT<sub>CAT</sub> baselines on several metrics. There is no longer a compromise in utilizing PreTT or ColBERT and the effectiveness gap, i.e. the difference between the most effective and the other models, of BERT<sub>DOT</sub> and TK is significantly smaller.

The contributions of this work are as follows:

- We propose a cross-architecture knowledge distillation procedure with a Margin-MSE loss for a range of neural retrieval architectures
- We conduct a comprehensive study of the effects of cross-architecture knowledge distillation in the ranking scenario
- We publish our source code as well as ready-to-use teacher training files for the community at:  
<https://github.com/sebastian-hofstaetter/neural-ranking-kd>

## 2 RETRIEVAL MODELS

We study the effects of knowledge distillation on a wide range of recently introduced Transformer- & BERT-based ranking models. We describe their architectures in detail below and summarize them in Table 1.

### 2.1 BERT<sub>CAT</sub> Concatenated Scoring

The common way of utilizing the BERT pre-trained Transformer model in a re-ranking scenario [29, 34, 45] is by concatenating query and passage input sequences. We refer to this base architecture as BERT<sub>CAT</sub>. In the BERT<sub>CAT</sub> ranking model, the query  $q_{1:m}$  and passage  $p_{1:n}$  sequences are concatenated with special tokens (using the ; operator) and the CLS token representation computed by BERT (selected with  $_1$ ) is scored with single linear layer  $W_s$ :

$$\text{BERT}_{\text{CAT}}(q_{1:m}, p_{1:n}) = \text{BERT}([\text{CLS}; q_{1:m}; \text{SEP}; p_{1:n}])_1 * W_s \quad (1)$$

We utilize BERT<sub>CAT</sub> as our teacher architecture, as it represents the current state-of-the-art in terms of effectiveness, however it requires substantial compute at query time and increases the query latency by seconds [15, 42]. Simply using smaller BERT variants does not change the design flaw of having to compute every representation at query time.

### 2.2 BERT<sub>DOT</sub> Dot Product Scoring

In contrast to BERT<sub>CAT</sub>, which requires a full online computation, the BERT<sub>DOT</sub> model only matches a single CLS vector of the query with a single CLS vector of a passage [25, 26, 42]. The BERT<sub>DOT</sub> model uses two independent BERT computations as follows:

$$\begin{aligned} \hat{q} &= \text{BERT}([\text{CLS}; q_{1:m}])_1 * W_s \\ \hat{p} &= \text{BERT}([\text{CLS}; p_{1:n}])_1 * W_s \end{aligned} \quad (2)$$

which allows us to pre-compute every contextualized passage representation  $\hat{p}$ . After this, the model computes the final scores as the dot product  $\cdot$  of  $\hat{q}$  and  $\hat{p}$ :

$$\text{BERT}_{\text{DOT}}(q_{1:m}, p_{1:n}) = \hat{q} \cdot \hat{p} \quad (3)$$

BERT<sub>DOT</sub>, with its bottleneck of comparing single vectors, compresses information much more strongly than BERT<sub>CAT</sub>, which brings large query time improvements at the cost of lower effectiveness, as can be seen in Table 1.

### 2.3 ColBERT

The ColBERT model [20] is similar in nature to BERT<sub>DOT</sub>, by delaying the interactions between query and document to after the BERT computation. ColBERT uses every query and document representation:

$$\begin{aligned} \hat{q}_{1:m} &= \text{BERT}([\text{CLS}; q_{1:m}; \text{rep}(\text{MASK})]) * W_s \\ \hat{p}_{1:n} &= \text{BERT}([\text{CLS}; p_{1:n}]) * W_s \end{aligned} \quad (4)$$

where the  $\text{rep}(\text{MASK})$  method repeats the MASK token a number of times, set by a hyperparameter. Khattab and Zaharia [20] introduced this query augmentation method to increase the computational capacity of the BERT model for short queries. We independently confirmed that adding these MASK tokens improves the effectiveness of ColBERT. The interactions in the ColBERT model

**Table 1: Comparison of model characteristics using DistilBERT instances.** *Effectiveness* compares the baseline nDCG@10 of MSMARCO-DEV. *NN Index* refers to indexing the passage representations in a nearest neighbor index.  $|P|$  refers to the number of passages;  $|T|$  to the total number of term occurrences in the collection;  $m$  the query length; and  $n$  the document length.

| Model               | Effectiveness | Query Latency | GPU Memory | Query-Passage Interaction             | Passage Cache | NN Index | Storage Req. (× Vector Size) |
|---------------------|---------------|---------------|------------|---------------------------------------|---------------|----------|------------------------------|
| BERT <sub>CAT</sub> | 1             | 950 ms        | 10.4 GB    | All TF layers                         | –             | –        | –                            |
| BERT <sub>DOT</sub> | × 0.87        | 23 ms         | 3.6 GB     | Single dot product                    | ✓             | ✓        | $ P $                        |
| ColBERT             | × 0.97        | 28 ms         | 3.4 GB     | $m * n$ dot products                  | ✓             | ✓        | $ T $                        |
| PreTT               | × 0.97        | 455 ms        | 10.9 GB    | Min. 1 TF layer (here 3)              | ✓             | –        | $ T $                        |
| TK                  | × 0.89        | 14 ms         | 1.8 GB     | $m * n$ dot products + Kernel-pooling | ✓             | –        | $ T $                        |

are aggregated with a max-pooling per query term and sum of query-term scores as follows:

$$\text{ColBERT}(q_{1:m}, p_{1:n}) = \sum_1^m \max_{1..n} \hat{q}_{1:m}^T \cdot \hat{p}_{1:n} \quad (5)$$

The aggregation only requires  $n * m$  dot product computations, making it roughly as efficient as BERT<sub>DOT</sub>, however the storage cost of pre-computing passage representations is much higher and depends on the total number of terms in the collection. Khattab and Zaharia [20] proposed to compress the dimensions of the representation vectors by reducing the output features of  $W_s$ . We omitted this compression, as storage space is not the focus of our study and to better compare results across different models.

## 2.4 PreTT

The PreTT architecture [27] is conceptually between BERT<sub>CAT</sub> and ColBERT, as it allows to compute  $b$  BERT-layers separately for query and passage:

$$\begin{aligned} \hat{q}_{1:m} &= \text{BERT}([\text{CLS}; q_{1:m}])_{1:b} \\ \hat{p}_{1:n} &= \text{BERT}([\text{CLS}; p_{1:n}])_{1:b} \end{aligned} \quad (6)$$

Then PreTT concatenates the sequences with a SEP separator token and computes the remaining layers to compute a total of  $\hat{b}$  BERT-layers. Finally, the CLS token output is pooled with single linear layer  $W_s$ :

$$\text{PreTT}(q_{1:m}, p_{1:n}) = \text{BERT}([\hat{q}_{1:m}; \text{SEP}; \hat{p}_{1:n}])_{1:\hat{b}} * W_s \quad (7)$$

Concurrently to PreTT, DC-BERT [46] and EARL [12] have been proposed with very similar approaches to split Transformer layers. We selected PreTT simply as a representative of this group of models. Similar to ColBERT, we omitted the optional compression of representations for better comparability.

## 2.5 Transformer-Kernel

The Transformer-Kernel (TK) model [17] is not based on BERT pre-training, but rather uses shallow Transformers. TK independently contextualizes query  $q_{1:m}$  and passage  $p_{1:n}$  based on pre-trained word embeddings, where the intensity of the contextualization (Transformers as TF) is set by a gate  $\alpha$ :

$$\begin{aligned} \hat{q}_i &= q_i * \alpha + \text{TF}(q_{1:m})_i * (1 - \alpha) \\ \hat{p}_i &= p_i * \alpha + \text{TF}(p_{1:n})_i * (1 - \alpha) \end{aligned} \quad (8)$$

The sequences  $\hat{q}_{1:m}$  and  $\hat{p}_{1:n}$  interact in a match-matrix with a cosine similarity per term pair and each similarity is activated by a set of Gaussian kernels [41]:

$$K_{i,j}^k = \exp\left(-\frac{(\cos(\hat{q}_i, \hat{p}_j) - \mu_k)^2}{2\sigma^2}\right) \quad (9)$$

Kernel-pooling is a soft-histogram, which counts the number of occurrences of similarity ranges. Each kernel  $k$  focuses on a fixed range with center  $\mu_k$  and width of  $\sigma$ .

These kernel activations are then summed, first by the passage term dimension  $j$ , log-activated, and then the query dimension is summed, resulting in a single score per kernel. The final score is calculated by a weighted sum using  $W_s$ :

$$\text{TK}(q_{1:m}, p_{1:n}) = \left(\sum_{i=1}^m \log\left(\sum_{j=1}^n K_{i,j}^k\right)\right) * W_s \quad (10)$$

## 2.6 Comparison

In Table 1 we summarize our evaluated models. We compare the efficiency and effectiveness trade-off in the leftmost section, followed by a general overview of the model capabilities in the right most section. We measure the query latency for 1 query and 1000 documents with cached document representations where applicable and report the peak GPU memory requirement for the inference of the validation set. We summarize our observations of the different model characteristics:

- The query latency of BERT<sub>CAT</sub> is prohibitive for efficient production use (Except for head queries that can be fully pre-computed).
- BERT<sub>DOT</sub> is the most efficient BERT-based model with regards to storage and query latency, at the cost of lower effectiveness compared to ColBERT and PreTT.
- PreTT highly depends on the choice of the concatenation-layer hyperparameter, which we set to 3 to be between BERT<sub>CAT</sub> and ColBERT.
- ColBERT is especially suited for small collections, as it requires a large passage cache.
- TK is less effective overall, however it is much cheaper to run than the other models.

The most suitable neural ranking model ultimately depends on the exact scenario. To allow people to make the choice, we evaluated all presented models. we use BERT<sub>CAT</sub> as our teacher architecture and the other presented architectures as students.

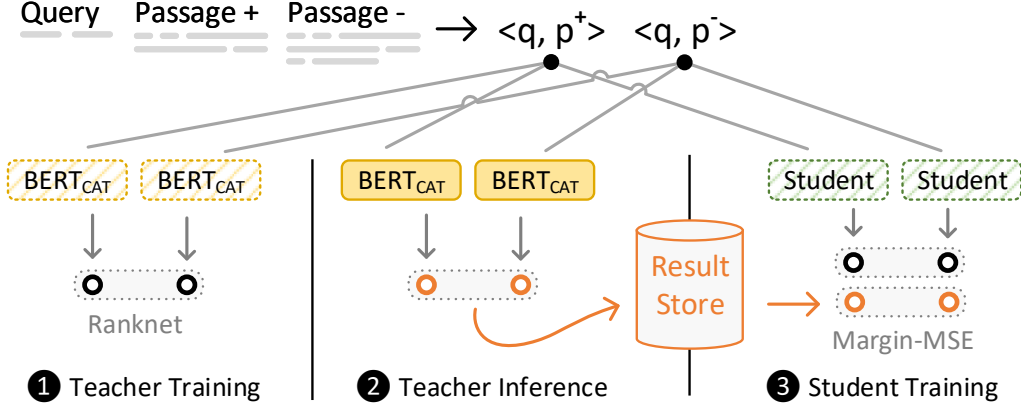


Figure 2: Our knowledge distillation process, re-visiting the same training triples in all steps: ❶ Training the  $BERT_{CAT}$  model; ❷ Using the trained  $BERT_{CAT}$  to create scores for all training triples; ❸ Individually training the student models with Margin-MSE using the teacher scores.

### 3 CROSS-ARCHITECTURE KNOWLEDGE DISTILLATION

The established approach to training deep neural ranking models is mainly based on large-scale annotated data. Here, the MSMARCO collection is becoming the de-facto standard. The MSMARCO collection only contains binary annotations for fewer than two positive examples per query, and no explicit annotations for non-relevant passages. The approach proposed by Bajaj et al. [1] is to utilize randomly selected passages retrieved from the top 1000 candidates of a traditional retrieval system as negative examples. This approach works reasonably well, but accidentally picking relevant passages is possible.

Neural retrieval models are commonly trained on triples of binary relevance assignments of one relevant and one non-relevant passage. However, they are used in a setting that requires a much more nuanced view of relevance when they re-rank a thousand possibly relevant passages. The  $BERT_{CAT}$  architecture shows the strongest generalization capabilities, which other architectures do not possess.

Following our observation of distinct scoring ranges of different model architectures in Figure 1, we propose to utilize a knowledge distillation loss by only optimizing the margin between the scores of the relevant and the non-relevant sample passage per query. We call our proposed approach Margin Mean Squared Error (Margin-MSE). We train ranking models on batches containing triples of queries  $Q$ , relevant passages  $P^+$ , and non-relevant passages  $P^-$ . We utilize the output margin of the teacher model  $M_t$  as label to optimize the weights of the student model  $M_s$ :

$$\mathcal{L}(Q, P^+, P^-) = \text{MSE}(M_s(Q, P^+) - M_s(Q, P^-), M_t(Q, P^+) - M_t(Q, P^-)) \quad (11)$$

MSE is the Mean Squared Error loss function, calculating the mean of the squared differences between the scores  $S$  and the targets  $T$  over the batch size:

$$\text{MSE}(S, T) = \frac{1}{|S|} \sum_{s \in S, t \in T} (s - t)^2 \quad (12)$$

The Margin-MSE loss discards the original binary relevance information, in contrast to other knowledge distillation approaches [24], as the margin of the teacher can potentially be negative, which would indicate a reverse ordering from the original training data. We observe that the teacher models have a very high pairwise ranking accuracy during training of over 98%, therefore we view it as redundant to add the binary information in the ranking loss.<sup>2</sup>

In Figure 2 we show the staged process of our knowledge distillation. For simplicity and ease of re-use, we utilize the same training triples for every step. The process begins with training a  $BERT_{CAT}$  teacher model on the collection labels with a RankNet loss [3]. After the teacher training is finished, we use the teacher model again to infer all scores for the training data, without updating its weights. This allows us to store the teacher scores once, for an efficient experimentation and sharing workflow. Finally, we train our student model of a different architecture, by using the teacher scores as labels with our proposed Margin-MSE loss.

## 4 EXPERIMENT DESIGN

For our neural re-ranking training and inference we use PyTorch [35] and the HuggingFace Transformer library [40]. For the first stage indexing and retrieval we use Anserini [44].

### 4.1 Collection & Query Sets

We use the MSMARCO-Passage [1] collection with sparsely-judged MSMARCO-DEV query set of 49,000 queries as well as the densely-judged query set of 43 queries derived from TREC-DL'19 [7]. For TREC graded relevance labels we use a binarization point of 2 for MRR and MAP. MSMARCO is based on sampled Bing queries and contains 8.8 million passages with a proposed training set of 40 million triples sampled. We evaluate our teachers on the full training set, so to not limit future work in terms of the number of triples available. We cap the query length at 30 tokens and the passage length at 200 tokens.

<sup>2</sup>We do not analyze this statistic further in this paper, as we did not see a correlation or interesting difference between models on this pairwise training accuracy metric.

**Table 2: Loss function ablation results on MSMARCO-DEV, using a single teacher ( $T_1$  in Table 3). The original training baseline is indicated by  $-$ .**

| Model               | KD Loss          | nDCG@10     | MRR@10      | MAP@100     |
|---------------------|------------------|-------------|-------------|-------------|
| ColBERT             | $-$              | .417        | .357        | .361        |
|                     | Weighted RankNet | .417        | .356        | .360        |
|                     | Pointwise MSE    | .428        | .365        | .369        |
|                     | Margin-MSE       | <b>.431</b> | <b>.370</b> | <b>.374</b> |
| BERT <sub>DOT</sub> | $-$              | .373        | .316        | .321        |
|                     | Weighted RankNet | .384        | .326        | .332        |
|                     | Pointwise MSE    | .387        | .328        | .332        |
|                     | Margin-MSE       | <b>.388</b> | <b>.330</b> | <b>.335</b> |
| TK                  | $-$              | .384        | .326        | .331        |
|                     | Weighted RankNet | .387        | .328        | .333        |
|                     | Pointwise MSE    | .394        | .335        | .340        |
|                     | Margin-MSE       | <b>.398</b> | <b>.339</b> | <b>.344</b> |

## 4.2 Training Configuration

We use the Adam [21] optimizer with a learning rate of  $7 * 10^{-6}$  for all BERT layers, regardless of the number of layers trained. TK is the only model trained on a higher rate of  $10^{-5}$ . We employ early stopping, based on the best nDCG@10 value of the validation set. We use a training batch size of 32.

## 4.3 Model Parameters

All student language models use a 6-layer DistilBERT [36] as their initialization standpoint. We chose DistilBERT over BERT-Base, as it has been shown to provide a close lower bound on the results at half the runtime [27, 36]. For our ColBERT implementation we repeat the query MASK augmentation 8 times, regardless of the amount of padding in a batch in contrast to Khattab and Zaharia [20]. For PreTT we decided to concatenate sequences after 3 layers of the 6 layer DistilBERT, as we want to evaluate it as a mid-choice between ColBERT and BERT<sub>CAT</sub>. For TK we use the standard 2 layer configuration with 300 dimensional embeddings. For the traditional BM25 we use the tuned parameters from the Anserini documentation.

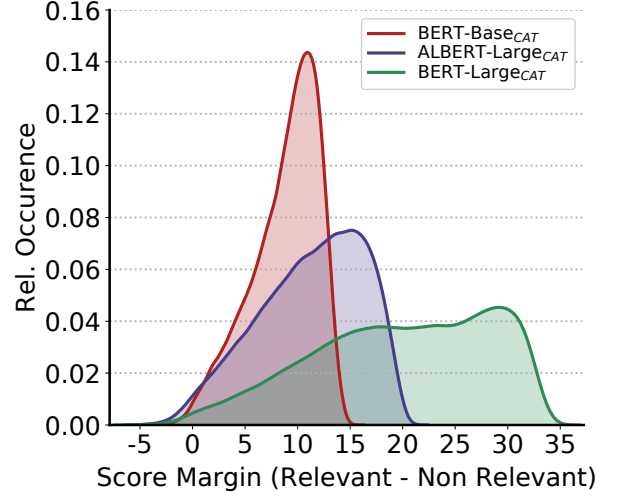
## 5 RESULTS

We now discuss our research questions, starting with the study of our proposed Margin-MSE loss function; followed by an analysis of different teacher model results and their impact on the knowledge distillation; and finally examining what the knowledge distillation improvement means for the efficiency-effectiveness trade-off.

### 5.1 Optimization Study

We validate our approach presented in Section 2.6 and our research question **RQ1** *How can we apply knowledge distillation in retrieval across architecture types?* by comparing Margin-MSE with different knowledge distillation losses using the same training data. We compare our approach with a pointwise MSE loss, defined as follows:

$$\mathcal{L}(Q, P^+, P^-) = \text{MSE}(M_s(Q, P^+), M_t(Q, P^+)) + \text{MSE}(M_s(Q, P^-), M_t(Q, P^-)) \quad (13)$$



**Figure 3: Distribution of the margins between relevant and non-relevant documents of the three teacher models on MS MARCO-Passage training data**

This is a standard approach already used by Vakili Tahami et al. [39] and Li et al. [24]. Additionally, we utilize a weighted RankNet loss, where we weight the samples in a batch according to the teacher margin:

$$\mathcal{L}(Q, P^+, P^-) = \text{RankNet}(M_s(Q, P^+) - M_s(Q, P^-)) * ||M_t(Q, P^+) - M_t(Q, P^-)|| \quad (14)$$

We show the results of our ablation study in Table 2 for three distinct ranking architectures that significantly differ from the BERT<sub>CAT</sub> teacher model. We use a single (BERT-Base<sub>CAT</sub>) teacher model for this study. For each of the three architectures the Margin-MSE loss outperforms the pointwise MSE and weighted RankNet losses on all metrics. However, we also note that applying knowledge distillation in general improves each model’s result over the respective original baseline. Our aim in proposing to use the Margin-MSE loss was to create a simple yet effective solution that does not require changes to the model architectures or major adaptations to the training procedure.

### 5.2 Teacher Model Analysis

To motivate the use of an ensemble of teachers and to prepare for RQ2, we analyze the output score margin distribution of our teacher models in Figure 3. This is the margin used in the Margin-MSE loss. We observe that the same BERT<sub>CAT</sub> architecture, differing only in the BERT language model used, shows three distinct score patterns. We view this as a good sign for the applicability of an ensemble of teachers, indicating that the different teachers have different viewpoints to offer. To ensemble our teacher models we compute a mean of their scores per example used for the knowledge distillation. We present an exact comparison of teacher models in the next section.

Table 3: Effectiveness results for both query sets using different teachers.

| Model   | Teacher | TREC DL Passages 2019 |        |         | MSMARCO DEV - Sparse Labels |        |          |
|---|---------|-----------------------|--------|---------|-----------------------------|--------|----------|
|   |         | nDCG@10               | MRR@10 | MAP@100 | nDCG@10                     | MRR@10 | MAP@1000 |
| Baselines   |         |                       |        |         |                             |        |          |
| BM25  | –       | .501                  | .847   | .381    | .241                        | .194   | .202     |
| TREC Best Re-rank [43]                            | –       | .738                  | .882   | .457    | –                           | –      | –        |
| BERT <sub>CAT</sub> (6-Layer Distilled Best) [13] | –       | .719                  | –      | –       | –                           | .356   | –        |
| BERT-Base <sub>DOT</sub> ANCE [42]                | –       | .677                  | –      | –       | –                           | .330   | –        |
| Teacher Models                                    |         |                       |        |         |                             |        |          |
| T1 BERT-Base <sub>CAT</sub>                       | –       | .730                  | .866   | .455    | .437                        | .376   | .381     |
| BERT-Large-WM <sub>CAT</sub>                      | –       | .742                  | .860   | .484    | .442                        | .381   | .385     |
| ALBERT-Large <sub>CAT</sub>                       | –       | .738                  | .903   | .477    | .446                        | .385   | .388     |
| T2 Top-3 Ensemble                                 | –       | .743                  | .889   | .495    | .460                        | .399   | .402     |
| Student Models                                    |         |                       |        |         |                             |        |          |
| DistilBERT <sub>CAT</sub>                         | –       | .723                  | .851   | .454    | .431                        | .372   | .375     |
|   | T1      | .739                  | .889   | .473    | .440                        | .380   | .383     |
|   | T2      | .747                  | .891   | .480    | .451                        | .391   | .394     |
| PreTT   | –       | .717                  | .862   | .438    | .418                        | .358   | .362     |
|   | T1      | .748                  | .890   | .475    | .439                        | .378   | .382     |
|   | T2      | .737                  | .859   | .472    | .447                        | .386   | .389     |
| ColBERT   | –       | .722                  | .874   | .445    | .417                        | .357   | .361     |
|   | T1      | .738                  | .862   | .472    | .431                        | .370   | .374     |
|   | T2      | .744                  | .878   | .478    | .436                        | .375   | .379     |
| BERT-Base <sub>DOT</sub>                          | –       | .675                  | .825   | .396    | .376                        | .320   | .325     |
|   | T1      | .677                  | .809   | .427    | .378                        | .321   | .327     |
|   | T2      | .724                  | .876   | .448    | .390                        | .333   | .338     |
| DistilBERT <sub>DOT</sub>                         | –       | .670                  | .841   | .406    | .373                        | .316   | .321     |
|   | T1      | .704                  | .821   | .441    | .388                        | .330   | .335     |
|   | T2      | .712                  | .862   | .453    | .391                        | .332   | .337     |
| TK  | –       | .652                  | .751   | .403    | .384                        | .326   | .331     |
|   | T1      | .669                  | .813   | .414    | .398                        | .339   | .344     |
|   | T2      | .666                  | .797   | .415    | .399                        | .341   | .345     |

### 5.3 Knowledge Distillation Results

Utilizing our proposed Margin-MSE loss in connection with our trained teacher models, we follow the procedure laid out in Section 2.6 to train our knowledge-distilled student models. Table 3 first shows our baselines, then in the second section the results of our teacher models, and in the third section our student architectures. Each student has a baseline result without teacher training (depicted by –) and a single teacher T1 as well as the teacher ensemble denoted with T2. With these results we can now answer:

**RQ2** How effective is the distillation with a single teacher model in comparison to an ensemble of teachers?

We selected BERT-Base<sub>CAT</sub> as our single teacher model, as it is a commonly used instance in neural ranking models. The ensemble of different larger BERT<sub>CAT</sub> models shows strong and consistent improvements only on the MSMARCO DEV queries.

Overall, we observe that either a single teacher or an ensemble of teachers improves the model results over their respective original baselines. The ensemble T2 improves over T1 for all models on

the sparse MSMARCO-DEV labels with many queries. Only on the TREC-DL’19 query set does T2 fail to improve over T1 for TK and PreTT. This leads us to the conclusion that utilizing an ensemble of teachers is overall preferred to a single teacher model.

Furthermore, when we compare the BERT type for the BERT<sub>CAT</sub> architecture, we see that DistilBERT<sub>CAT</sub>-T2 outperforms any single teacher model with twice and four times the layers on almost all metrics. For the BERT<sub>DOT</sub> architecture we also compared BERT-Base and DistilBERT, both as students, and here BERT-Base has a slight advantage trained on T2. However, its T1 results are inconsistent, where almost no improvement is observable, whereas DistilBERT<sub>DOT</sub> exhibits consistent gains first for T1 and then another step for T2.

Our T2 training improves both instances of the BERT<sub>DOT</sub> architecture in comparison to the ANCE [42] trained BERT<sub>DOT</sub> model and evaluated in the re-ranking setting. As ANCE aims to solve a different problem, namely finding a better nearest neighbor space for vector retrieval, it would be a very interesting path for future work to combine these two approaches.



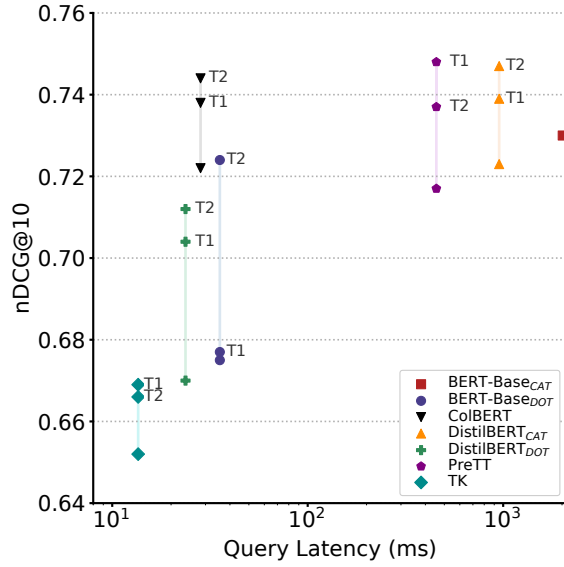


Figure 4: Query latency vs. nDCG@10 on TREC'19

#### 5.4 Closing the Efficiency-Effectiveness Gap

We round off our results with a thorough look at the effects of knowledge distillation on the relation between effectiveness and efficiency. We measure the median query latency under the conditions that we have our cached document representation in memory, contextualize a single query, and computed the respective model's interaction pattern for 1 query and 1000 documents in a single batch on a TITAN RTX GPU with 24GB of memory. The large GPU memory allows us to also compute the same batch size for BERT<sub>CAT</sub>, which for inference requires 16GB of total reserved GPU memory in the BERT-Base case. We measure the latency of the neural model in PyTorch inference mode (without accounting for pre-processing or disk access times, as those are highly dependent on the use of optimized inference libraries) to answer:

**RQ3** By how much does effective knowledge distillation shift the balance in the efficiency-effectiveness trade-off?

In Figures 4 and 5, we plot the median query latency on the log-scaled x-axis versus the effectiveness on the y-axis. The teacher trained models are indicated with *T1* and *T2*. The latency for different teachers does not change, as we do not change the architecture, only the weights of the models. The *T1* teacher model BERT<sub>CAT</sub> is indicated with the red square. The TREC-DL'19 results in Figure 4 show how DistilBERT<sub>CAT</sub>, PreTT, and ColBERT not only close the gap to BERT-Base<sub>CAT</sub>, but improve on the single instance BERT-Base<sub>CAT</sub> results. The BERT<sub>DOT</sub> and TK models, while not reaching the effectiveness of the other models, are also improved over their baselines and are more efficient in terms of total runtime (TK) and index space (BERT<sub>DOT</sub>). The MSMARCO DEV results in Figure 5 differ from Figure 4 in DistilBERT<sub>CAT</sub> and PreTT outperforming BERT-Base<sub>CAT</sub> as well as the evaluated BERT<sub>DOT</sub> variants under-performing overall in comparison to TK and ColBERT.

Even though in this work we measure the inference time on a GPU, we believe that the most efficient models — namely TK,

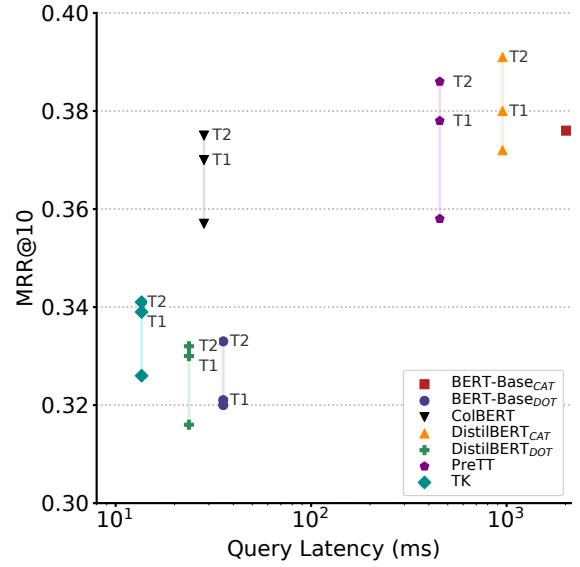


Figure 5: Query latency vs. MRR@10 on MSMARCO DEV

ColBERT, and BERT<sub>DOT</sub> — allow for production CPU inference, assuming the document collection has been pre-computed on GPUs. Furthermore, in a cascading search pipeline, one can *hide* most of the remaining computation complexity of the query contextualization during earlier stages.

## 6 RELATED WORK

**Efficient relevance models.** Recent studies have investigated different approaches for improving the efficiency of relevance models. Ji et al. [18] demonstrate that approximations of interaction-based neural ranking algorithms using kernels with locality-sensitive hashing accelerate the query-document interaction computation. In order to reduce the query processing latency, Mackenzie et al. [31] propose a static index pruning method when augmenting the inverted index with precomputed re-weighted terms [8]. Several approaches aim to improve the efficiency of transformer models with windowed self-attention [16], using locality-sensitive hashing [22], replacing the self-attention with a local windowed and global attention [2] or by combining an efficient transformer-kernel model with a conformer layer [33].

**Adapted training procedures.** In order to tackle the challenge of a small annotated training set, Dehghani et al. [10] propose weak supervision controlled by full supervision to train a confident model. Subsequently they demonstrate the success of a semi-supervised student-teacher approach for an information retrieval task using weakly labelled data where the teacher has access to the high quality labels [9]. Examining different weak supervision sources, MacAvaney et al. [30] show the beneficial use of headline - content pairs as pseudo-relevance judgements for weak supervision. Considering the success of weak supervision strategies for IR, Khattab and Zaharia [20] train ColBERT [20] for OpenQA with guided supervision by iteratively using ColBERT to extract positive and negative samples as training data. Similarly Xiong et al. [42] construct negative

samples from the approximate nearest neighbours to the positive sample during training and apply this adapted training procedure for dense retrieval training. Cohen et al. [6] demonstrate that the sampling policy for negative samples plays an important role in the stability of the training and the overall performance with respect to IR metrics. MacAvaney et al. [28] adapt the training procedure for answer ranking by reordering the training samples and shifting samples to the beginning which are estimated to be easy.

**Knowledge distillation.** Large pretrained language models advanced the state-of-the-art in natural language processing and information retrieval, but the performance gains come with high computational cost. There are numerous advances in distilling these models to smaller models aiming for little effectiveness loss.

Creating smaller variants of the general-purpose BERT model, Jiao et al. [19] distill TinyBert and Sanh et al. [36] create DistilBERT and demonstrate how to distill BERT while maintaining the models' accuracy for a variety of natural language understanding tasks.

In the IR setting, Tang and Wang [38] distill sequential recommendation models for recommender systems with one teacher model. Vakili Tahami et al. [39] study the impact of knowledge distillation on BERT-based retrieval chatbots. Gao et al. [13] and Chen et al. [5] distilled different sizes of the same BERT<sub>CAT</sub> architecture and the TinyBert library [19]. As part of the PARADE document ranking model Li et al. [24] showed a similar BERT<sub>CAT</sub> to BERT<sub>CAT</sub> same-architecture knowledge distillation for different layer and dimension hyperparameters. A shortcoming of these distillation approaches is that they are only applicable to the same architecture which restricts the retrieval model to full online inference of the BERT<sub>CAT</sub> model. Lu et al. [25] utilized knowledge distillation from BERT<sub>CAT</sub> to BERT<sub>DOT</sub> in the setting of keyword matching to select ads for sponsored search. They first showed, that a knowledge transfer from BERT<sub>CAT</sub> to BERT<sub>DOT</sub> is possible, albeit in a more restricted setting of keyword list matching in comparison to our fulltext ranking setting.

## 7 CONCLUSION

We proposed to use cross-architecture knowledge distillation to improve the effectiveness of query latency efficient neural passage ranking models taught by the state-of-the-art full interaction BERT<sub>CAT</sub> model. Following our observation that different architectures converge to different scoring ranges, we proposed to optimize not the raw scores, but rather the margin between a pair of relevant and non-relevant passages with a Margin-MSE loss. We showed that this method outperforms a simple pointwise MSE loss. Furthermore, we compared the performance of a single teacher model with an ensemble of large BERT<sub>CAT</sub> models and find that in most cases using an ensemble of teachers is beneficial in the passage retrieval task. Trained with a teacher ensemble, single instances of efficient models even outperform their single instance teacher models with much more parameters and interaction capacity. We observed a drastic shift in the effectiveness-efficiency trade-off of our evaluated models towards more effectiveness for efficient models. We published our teacher training files, so the community can use them without significant changes to their setups.

## REFERENCES

- [1] Payal Bajaj, Daniel Campos, Nick Craswell, Li Deng, Jianfeng Gao, Xiaodong Liu, Rangan Majumder, Andrew Mcnamara, Bhaskar Mitra, and Tri Nguyen. 2016. MS MARCO : A Human Generated MACHine Reading COverhension Dataset. In *Proc. of NIPS*.
- [2] Iz Beltagy, Matthew E Peters, and Arman Cohan. 2020. Longformer: The long-document transformer. *arXiv preprint arXiv:2004.05150* (2020).
- [3] Christopher JC Burges. 2010. From ranknet to lambdarank to lambdamart: An overview. *MSR-Tech Report* (2010).
- [4] Wei-Cheng Chang, Felix X Yu, Yin-Wen Chang, Yiming Yang, and Sanjiv Kumar. 2020. Pre-training tasks for embedding-based large-scale retrieval. In *Proc. of ICLR*.
- [5] Xuanang Chen, Ben He, Kai Hui, Le Sun, and Yingfei Sun. 2020. Simplified TinyBERT: Knowledge Distillation for Document Retrieval. *arXiv:cs.IR/2009.07531*
- [6] Daniel Cohen, Scott M. Jordan, and W. Bruce Croft. 2019. Learning a Better Negative Sampling Policy with Deep Neural Networks for Search. In *Proc. of ICTIR*.
- [7] Nick Craswell, Bhaskar Mitra, Emine Yilmaz, and Daniel Campos. 2019. Overview of the TREC 2019 deep learning track. In *TREC*.
- [8] Zhuyun Dai and Jamie Callan. 2020. Context-Aware Document Term Weighting for Ad-Hoc Search. In *Proc. of WWW*.
- [9] Mostafa Dehghani, Arash Mehrjou, Stephan Gouws, Jaap Kamps, and Bernhard Schölkopf. 2018. Fidelity-weighted learning. *Proc. of ICLR* (2018).
- [10] Mostafa Dehghani, Aliaksei Severyn, Sascha Rothe, and Jaap Kamps. 2017. Learning to learn from weak supervision by full supervision. *Proc. of NIPS Workshop on Meta-Learning* (2017).
- [11] J. Devlin, M. Chang, K. Lee, and K. Toutanova. 2019. BERT: Pre-training of Deep Bidirectional Transformers for Language Understanding. In *Proc. of NAACL*.
- [12] Luyu Gao, Zhuyun Dai, and Jamie Callan. 2020. EARL: Speedup Transformer-based Rankers with Pre-computed Representation. *arXiv preprint arXiv:2004.13313* (2020).
- [13] Luyu Gao, Zhuyun Dai, and Jamie Callan. 2020. Understanding BERT Rankers Under Distillation. *arXiv preprint arXiv:2007.11088* (2020).
- [14] Geoffrey Hinton, Oriol Vinyals, and Jeff Dean. 2015. Distilling the knowledge in a neural network. *arXiv preprint arXiv:1503.02531* (2015).
- [15] Sebastian Hofstätter and Allan Hanbury. 2019. Let's measure run time! Extending the IR replicability infrastructure to include performance aspects. In *Proc. of OSIRRC*.
- [16] Sebastian Hofstätter, Hamed Zamani, Bhaskar Mitra, Nick Craswell, and Allan Hanbury. 2020. Local Self-Attention over Long Text for Efficient Document Retrieval. In *Proc. of SIGIR*.
- [17] Sebastian Hofstätter, Markus Zlabinger, and Allan Hanbury. 2020. Interpretable & Time-Budget-Constrained Contextualization for Re-Ranking. In *Proc. of ECAI*.
- [18] Shiyu Ji, Jinjin Shao, and Tao Yang. 2019. Efficient Interaction-based Neural Ranking with Locality Sensitive Hashing. In *Proc. of WWW*.
- [19] Xiaoqi Jiao, Yichun Yin, Lifeng Shang, Xin Jiang, Xiao Chen, Linlin Li, Fang Wang, and Qun Liu. 2019. Tinybert: Distilling bert for natural language understanding. *arXiv preprint arXiv:1909.10351* (2019).
- [20] Omar Khattab and Matei Zaharia. 2020. ColBERT: Efficient and Effective Passage Search via Contextualized Late Interaction over BERT. In *Proc. of SIGIR*.
- [21] Diederik P Kingma and Jimmy Ba. 2014. Adam: A method for stochastic optimization. *arXiv preprint arXiv:1412.6980* (2014).
- [22] Nikita Kitaev, Łukasz Kaiser, and Anselm Levskaya. 2020. Reformer: The Efficient Transformer. In *Proc. of ICLR*.
- [23] Zhenzhong Lan, Mingda Chen, Sebastian Goodman, Kevin Gimpel, Piyush Sharma, and Radu Soricut. 2019. Albert: A lite bert for self-supervised learning of language representations. *arXiv preprint arXiv:1909.11942* (2019).
- [24] Canjia Li, Andrew Yates, Sean MacAvaney, Ben He, and Yingfei Sun. 2020. PARADE: Passage Representation Aggregation for Document Reranking. *arXiv preprint arXiv:2008.09093* (2020).
- [25] Wenhao Lu, Jian Jiao, and Ruofei Zhang. 2020. TwinBERT: Distilling knowledge to twin-structured BERT models for efficient retrieval. *arXiv preprint arXiv:2002.06275* (2020).
- [26] Yi Luan, Jacob Eisenstein, Kristina Toutanova, and Michael Collins. 2020. Sparse, Dense, and Attentional Representations for Text Retrieval. *arXiv preprint arXiv:2005.00181* (2020).
- [27] Sean MacAvaney, Franco Maria Nardini, Raffaele Perego, Nicola Tonellotto, Nazli Goharian, and Ophir Frieder. 2020. Efficient Document Re-Ranking for Transformers by Precomputing Term Representations. *arXiv preprint arXiv:2004.14255* (2020).
- [28] Sean MacAvaney, Franco Maria Nardini, Raffaele Perego, Nicola Tonellotto, Nazli Goharian, and Ophir Frieder. 2020. Training Curricula for Open Domain Answer Re-Ranking. In *Proc. of SIGIR*.
- [29] Sean MacAvaney, Andrew Yates, Arman Cohan, and Nazli Goharian. 2019. CEDR: Contextualized Embeddings for Document Ranking. In *Proc. of SIGIR*.
- [30] Sean MacAvaney, Andrew Yates, Kai Hui, and Ophir Frieder. 2019. Content-Based Weak Supervision for Ad-Hoc Re-Ranking. In *Proc. of SIGIR*.



- [31] Joel Mackenzie, Zhuyun Dai, Luke Gallagher, and Jamie Callan. 2020. Efficiency implications of term weighting for passage retrieval. In *Proc. of SIGIR*.
- [32] Christopher D Manning, Hinrich Schütze, and Prabhakar Raghavan. 2008. *Introduction to information retrieval*. Cambridge university press.
- [33] Bhaskar Mitra, Sebastian Hofstätter, Hamed Zamani, and Nick Craswell. 2020. Conformer-Kernel with Query Term Independence for Document Retrieval. *arXiv preprint arXiv:2007.10434* (2020).
- [34] Rodrigo Nogueira and Kyunghyun Cho. 2019. Passage Re-ranking with BERT. *arXiv preprint arXiv:1901.04085* (2019).
- [35] Adam Paszke, Sam Gross, Soumith Chintala, Gregory Chanan, Edward Yang, Zachary DeVito, Zeming Lin, Alban Desmaison, Luca Antiga, and Adam Lerer. 2017. Automatic differentiation in PyTorch. In *Proc. of NIPS-W*.
- [36] Victor Sanh, Lysandre Debut, Julien Chaumond, and Thomas Wolf. 2019. DistilBERT, a distilled version of BERT: smaller, faster, cheaper and lighter. *arXiv preprint arXiv:1910.01108* (2019).
- [37] Siqi Sun, Yu Cheng, Zhe Gan, and Jingjing Liu. 2019. Patient knowledge distillation for bert model compression. *arXiv preprint arXiv:1908.09355* (2019).
- [38] Jiaxi Tang and Ke Wang. 2018. Ranking distillation: Learning compact ranking models with high performance for recommender system. In *Proc. of SIGKDD*.
- [39] Amir Vakili Tahami, Kamyar Ghajar, and Azadeh Shakery. 2020. Distilling Knowledge for Fast Retrieval-based Chat-bots. In *Proc. of SIGIR*.
- [40] Thomas Wolf, Lysandre Debut, Victor Sanh, Julien Chaumond, Clement Delangue, Anthony Moi, Pierric Cistac, Tim Rault, Rémi Louf, Morgan Funtowicz, et al. 2019. HuggingFace’s Transformers: State-of-the-art Natural Language Processing. *ArXiv* (2019), arXiv–1910.
- [41] Chenyan Xiong, Zhuyun Dai, Jamie Callan, Zhiyuan Liu, and Russell Power. 2017. End-to-End Neural Ad-hoc Ranking with Kernel Pooling. In *Proc. of SIGIR*.
- [42] Lee Xiong, Chenyan Xiong, Ye Li, Kwok-Fung Tang, Jialin Liu, Paul Bennett, Junaid Ahmed, and Arnold Overwijk. 2020. Approximate Nearest Neighbor Negative Contrastive Learning for Dense Text Retrieval. *arXiv preprint arXiv:2007.00808* (2020).
- [43] Ming Yan, Chenliang Li, et al. 2020. IDST at TREC 2019 Deep Learning Track: Deep Cascade Ranking with Generation-based Document Expansion and Pre-trained Language Modeling. In *TREC*.
- [44] Peilin Yang, Hui Fang, and Jimmy Lin. 2017. Anserini: Enabling the use of Lucene for information retrieval research. In *Proc. of SIGIR*.
- [45] Zeynep Akkalyoncu Yilmaz, Wei Yang, Haotian Zhang, and Jimmy Lin. 2019. Cross-domain modeling of sentence-level evidence for document retrieval. In *Proc. of EMNLP-IJCNLP*.
- [46] Yuyu Zhang, Ping Nie, Xiubo Geng, Arun Ramamurthy, Le Song, and Daxin Jiang. 2020. DC-BERT: Decoupling Question and Document for Efficient Contextual Encoding. *arXiv preprint arXiv:2002.12591* (2020).