

Determining the Number of Factors in High-dimensional Generalised Latent Factor Models

Yunxiao Chen,

London School of Economics and Political Science

Xiaoou Li,

University of Minnesota

Abstract

As a generalization of the classical linear factor model, generalized latent factor models are useful for analyzing multivariate data of different types, including binary choices and counts. This paper proposes an information criterion to determine the number of factors in generalized latent factor models. The consistency of the proposed information criterion is established under a high-dimensional setting where both the sample size and the number of manifest variables grow to infinity, and data may have many missing values. An error bound is established for the parameter estimates, which plays an important role in establishing the consistency of the proposed information criterion. This error bound improves several existing results and may be of independent theoretical interest. We evaluate the proposed method by a simulation study and an application to Eysenck's personality questionnaire.

Keywords: Generalized latent factor model; Joint maximum likelihood estimator; High-dimensional data; Information criteria; Selection consistency

1 Introduction

Factor analysis is a popular method in social and behavioral sciences, including psychology, economics, and marketing (Bartholomew et al., 2011). It uses a relatively small number of factors to model the variation in a large number of observable variables, often known as manifest variables. For example, in psychological science, manifest variables may correspond to personality questionnaire items for which factors are often interpreted as personality traits. Multivariate data in social and behavioral sciences often involve categorical or count variables, for which the classical linear factor model may not be suitable. Generalized latent factor models (Skrondal and Rabe-Hesketh, 2004; Chen et al., 2020) provide a flexible framework for more types of data by combining generalized linear models and factor analysis. Specifically, item response theory models (Embretson and Reise, 2000; Reckase, 2009), which are widely used in psychological measurement and educational testing, can be viewed as special cases of generalized latent factor models. The generalized latent factor models are also closely related to several low-rank models for count data (Liu et al., 2018; Robin et al., 2019; McRae and Davenport, 2020) and mixed data (Collins et al., 2002; Robin et al., 2020) that make similar probabilistic assumptions, though these works do not pursue interpretations from the factor analysis perspective.

Factor analysis is often used in an exploratory manner for generating scientific hypotheses. In this case, which is known as exploratory factor analysis, the number of factors and the corresponding loading structure are unknown and need to be learned from data. Quite a few methods have been proposed for determining the number of factors in linear factor models, including eigenvalue-based criteria (Kaiser, 1960; Cattell, 1966; Onatski, 2010; Ahn and Horenstein, 2013), information criteria (Bai and Ng, 2002; Bai et al., 2018; Choi and Jeong, 2019), cross-validation (Owen and Wang, 2016), and parallel analysis (Horn, 1965; Buja and Eyuboglu, 1992; Dobriban and Owen, 2019). However, fewer methods are available for determining the number of factors in generalized latent factor models, and statistical theory remains to be developed, especially under a high-dimensional setting when the sample size

and the number of manifest variables are large.

Traditionally, statistical inference of generalized latent factor models is typically carried out based on a marginal likelihood function (Bock and Aitkin, 1981; Skrondal and Rabe-Hesketh, 2004), in which latent factors are treated as random variables and are integrated out from the likelihood function. However, for high-dimensional data involving large numbers of observations, manifest variables and factors, marginal-likelihood-based inference tends to suffer from a high computational burden and thus may not always be feasible. In that case, a joint likelihood function that treats factors as fixed model parameters may be a good alternative (Chen et al., 2019, 2020; Zhu et al., 2016). Specifically, a joint maximum likelihood estimator is proposed in Chen et al. (2019, 2020) that is easy to compute and also statistically optimal in the minimax sense when both the sample size and the number of manifest variables grow to infinity. With a diverging number of parameters in the joint likelihood function, the classical information criteria, such as the Akaike information criterion (AIC; Akaike, 1974) and the Bayesian information criterion (BIC; Schwarz, 1978), may no longer be suitable.

This paper proposes a joint-likelihood-based information criterion (JIC) for determining the number of factors in generalized latent factor models. The proposed criterion is suitable for high-dimensional data with large numbers of observations and manifest variables and can be used even when data contain many missing values. Under a very general setting, we prove the consistency of the proposed JIC when both the numbers of samples and manifest variables grow to infinity. Specifically, the missing entries are allowed to be non-uniformly distributed in the data matrix, and their proportion is allowed to grow to one, i.e., the proportion of observable entries is allowed to decay to zero. An error bound for the joint maximum likelihood estimator is established under a general setting where the data entries can be non-uniformly missing, and the number of factors can grow to infinity. This error bound substantially extends the existing results on the estimation of generalized latent factor models and related models, including Cai and Zhou (2013), Davenport et al. (2014), Bhaskar

and Javanmard (2015), Ni and Gu (2016), and Chen et al. (2020). Simulation shows that the proposed JIC has good finite sample performance under different settings, and an application to the revised Eysenck’s personality questionnaire (Eysenck et al., 1985) finds three factors, which confirms the design of this personality survey.

2 Joint-likelihood-based Information Criterion

2.1 Generalized Latent Factor Models

We consider multivariate data involving N individuals and J manifest variables. Let y_{ij} be a random variable that denotes the i th individual’s value on the j th manifest variable. Factor models assume that each individual is associated with K latent factors, denoted by a vector $F_i = (f_{i1}, \dots, f_{iK})^T$. We assume that the distribution of y_{ij} given F_i follows an exponential family distribution with natural parameter $d_j + A_j^T F_i$, and possibly a scale parameter ϕ that is also known as a dispersion parameter, where d_j and $A_j = (a_{j1}, \dots, a_{jK})^T$ are manifest-variable-specific parameters. Specifically, d_j can be viewed as an intercept parameter, and a_{jk} is known as a loading parameter. More precisely, the probability density/mass function for y_{ij} takes the form

$$g(y|A_j, d_j, F_i, \phi) = \exp \left\{ \frac{y(d_j + A_j^T F_i) - b(d_j + A_j^T F_i)}{\phi} + c(y, \phi) \right\}, \quad (1)$$

where b and c are pre-specified functions that depend on the exponential family distribution. Given all the person- and manifest-variable-specific parameters, data y_{ij} , $i = 1, \dots, N$, $j = 1, \dots, J$, are assumed to be independent. In particular, linear factor models for continuous data, logistic factor model for binary data, and Poisson factor model for counts, are special cases of model (1). We present the logistic and Poisson models as two examples, while pointing out that (1) also includes linear factor models as a special case when the exponential family distribution is chosen to be a Gaussian distribution.

Example 1. When data are binary, (1) leads to a logistic model. That is, by letting $b(d_j + A_j^T F_i) = \log\{1 + \exp(d_j + A_j^T F_i)\}$, $\phi = 1$, and $c(y, \phi) = 0$, (1) implies that y_{ij} follows a Bernoulli distribution with success probability $\exp(d_j + A_j^T F_i)/\{1 + \exp(d_j + A_j^T F_i)\}$. This model is known as the multi-dimensional two-parameter logistic model (Reckase, 2009) that is widely used in educational testing and psychological measurement.

Example 2. For count data, (1) leads to a Poisson model by letting $b(d_j + A_j^T F_i) = \exp(d_j + A_j^T F_i)$, $\phi = 1$, and $c(y, \phi) = -\log(y!)$. Then y_{ij} follows a Poisson distribution with intensity $\exp(d_j + A_j^T F_i)$. This model is known as the Poisson factor model for count data (Wedel et al., 2003).

We further take missing data into account under an ignorable missingness assumption. Let ω_{ij} be a binary random variable, indicating the missingness of y_{ij} . Specifically, $\omega_{ij} = 1$ means that y_{ij} is observed, and $\omega_{ij} = 0$ if y_{ij} is missing. It is assumed that, given all the person- and manifest-variable-specific parameters, the missing indicators ω_{ij} , $i = 1, \dots, N$, $j = 1, \dots, J$, are independent of each other, and are also independent of data y_{ij} . The same missing data setting is adopted in Cai and Zhou (2013) for a 1-bit matrix completion problem and Zhu et al. (2016) for collaborative filtering. For nonignorable missing data, one may need to model the distribution of ω_{ij} given y_{ij} , F_i , A_j , and d_j . See Little and Rubin (2019) for more discussions on nonignorable missingness. For the ease of explanation, in what follows, we assume the dispersion parameter $\phi > 0$ is known and does not change with N and J . Our theoretical development below can be extended to the case when ϕ is unknown; see Remark 6 below for a discussion.

2.2 Proposed Information Criterion

Under the above setting for generalized latent factor models, the log-likelihood function for observed data takes the form

$$l_K(F_1, \dots, F_N, A_1, d_1, \dots, A_J, d_J) = \sum_{\omega_{ij}=1} \log g(y_{ij}|A_j, d_j, F_i, \phi). \quad (2)$$

Note that a subscript K is added to the likelihood function to emphasize the number of factors in the current model.

For exploratory factor analysis, we consider the following constrained joint maximum likelihood estimator as proposed in Chen et al. (2019, 2020)

$$\begin{aligned} (\hat{F}_1, \dots, \hat{F}_N, \hat{A}_1, \hat{d}_1, \dots, \hat{A}_J, \hat{d}_J) \in \arg \max \quad & l_K(F_1, \dots, F_N, A_1, d_1, \dots, A_J, d_J), \\ \text{s.t.} \quad & (\|F_i\|^2 + 1)^{\frac{1}{2}} \leq C, i = 1, \dots, N, \\ & (d_j^2 + \|A_j\|^2)^{\frac{1}{2}} \leq C, j = 1, \dots, J, \end{aligned} \quad (3)$$

where $\|\cdot\|$ denotes the standard Euclidian norm. Here C is a reasonably large constant to ensure that a finite solution to (3) exists and satisfies certain regularity conditions.

As there is no further constraint imposed under the exploratory factor analysis setting, the solution to (3) is not unique. This indeterminacy of the solution will not be an issue when determining the number of factors, since the proposed JIC only depends on the log-likelihood function value rather than the value of the specific parameters. The computation of (3) can be done by an alternating maximization algorithm which has good convergence properties according to numerical experiments (Chen et al., 2019, 2020), even though (3) is a non-convex optimization problem. See Appendix D of the online supplement for further discussions on the computation of (3) and the choice of the constraint constant C .

Let n be the number of observed data entries, i.e.,

$$n = \sum_{i=1}^N \sum_{j=1}^J \omega_{ij}.$$

The proposed JIC takes the form

$$\text{JIC}(K) = -2\hat{l}_K + v(n, N, J, K),$$

where $\hat{l}_K = l_K(\hat{F}_1, \dots, \hat{F}_N, \hat{A}_1, \hat{d}_1, \dots, \hat{A}_J, \hat{d}_J)$ with \hat{F}_i , \hat{A}_j , and \hat{d}_j given by (3), and $v(n, N, J, K)$ is a penalty term depending on n , N , J , and K . We choose \hat{K} that minimizes $\text{JIC}(K)$.

As will be shown in Section 3, the consistency of \hat{K} can be guaranteed under a wide range of choices of $v(n, N, J, K)$. In practice, we suggest to use

$$v(n, N, J, K) = K(N \vee J) \log\{n/(N \vee J)\}, \quad (4)$$

where $N \vee J$ denotes the maximum of N and J . When there is no missing data, i.e., $n = NJ$, then (4) becomes $v(n, N, J, K) = K(N \vee J) \log(N \wedge J)$, where $N \wedge J$ denotes the minimum of N and J . The advantage of this choice will be explained in Section 3.

3 Theoretical Results

We start with the definition of several useful quantities. Let $p_{ij} = \Pr(\omega_{ij} = 1)$ be the sampling weight for y_{ij} and $p_{\min} = \min_{1 \leq i \leq N, 1 \leq j \leq J} p_{ij}$ be their minimum. Also let $n^* = \sum_{i=1}^N \sum_{j=1}^J p_{ij}$, $n_{i\cdot}^* = \sum_{j=1}^J p_{ij}$, and $n_{\cdot j}^* = \sum_{i=1}^N p_{ij}$ be the expected number of observations in the entire data matrix, each row and each column, respectively. Let $p_{\max} = (J^{-1} \max_{1 \leq i \leq N} n_{i\cdot}^*) \vee (N^{-1} \max_{1 \leq j \leq J} n_{\cdot j}^*)$ be the maximum average sampling weights for different columns and rows. Let $m_{ij}^* = d_j^* + (A_j^*)^T F_i^*$ be the true natural parameter for y_{ij} , and let $M^* = (m_{ij}^*)_{1 \leq i \leq N, 1 \leq j \leq J}$. We also denote $\hat{M} = (\hat{d}_j + \hat{A}_j^T \hat{F}_i)_{N \times J}$ to be the corresponding

estimator of M obtained from (3). To emphasize the dependence on the number of factors, we use $\hat{M}^{(K)}$ to denote the estimator when assuming K factors in the model. Let K_{\max} denote the maximum number of factors considered in the model selection process and let K^* be the true number of factors.

The following two assumptions are made throughout the paper.

Assumption 1. For all $x \in [-2C^2, 2C^2]$, $b(x) < \infty$.

Assumption 2. The true model parameters F_i^* , A_j^* , and d_j^* satisfy the constraint in (3). That is, $(\|F_i^*\|^2 + 1)^{\frac{1}{2}} \leq C$ and $\{(d_j^*)^2 + \|A_j^*\|^2\}^{\frac{1}{2}} \leq C$, for all i and j .

In the rest of the section, we will first present error bounds for the joint maximum likelihood estimator, and then present conditions on $v(n, N, J, K)$ that guarantee consistent model selection.

Theorem 1. Assume $n^*/(\log n^*)^2 \geq (N \wedge J) \log(N + J)$ and the true number of factors satisfies $1 \leq K^* \leq K_{\max}$. Then, there is a finite constant κ depending on p_{\max}/p_{\min} , C , ϕ , the function b and independent of K_{\max} , N , J and n^* , such that with probability at least $1 - (n^*)^{-1} - 2(N + J)^{-1}$,

$$\max_{K^* \leq K \leq K_{\max}} \left\{ (NJ)^{-1/2} \|\hat{M}^{(K)} - M^*\|_F \right\} \leq \kappa \left\{ \frac{K_{\max}(N \vee J)}{n^*} \right\}^{1/2}. \quad (5)$$

In particular, if K^* is known, then we have $(NJ)^{-1/2} \|\hat{M}^{(K^*)} - M^*\|_F \leq \kappa \{K^*(N \vee J)/n^*\}^{1/2}$.

The upper bound established in Theorem 1 is sharp, in the sense that the following lower bound holds under mild conditions.

Proposition 1 (Lower bound). Assume $(K^*)^2(J + N) \leq n^*$. Then, there are constants $\kappa, N_0, J_0 > 0$, such that for any $N \geq N_0$, $J \geq J_0$, and any estimator \bar{M} ,

$$\sup_{M^* \in \mathcal{G}} \Pr \left[(NJ)^{-1/2} \|\bar{M} - M^*\|_F \geq \kappa^{-1} \{K^*(N \vee J)/n^*\}^{1/2} \right] \geq \frac{1}{2}, \quad (6)$$

where $\mathcal{G} = \{M^* = (m_{ij}^*) : F_i^*, A_j^* \in R^{K^*}, (\|F_i^*\|^2 + 1)^{\frac{1}{2}} \leq C, \{(d_j^*)^2 + \|A_j^*\|^2\}^{\frac{1}{2}} \leq C \text{ for all } i, j\}$ denotes the parameter space. Here, κ is a constant that depends on p_{\max}/p_{\min} , C , ϕ , the function b , and is independent of K^* . It is possibly different from the κ in Theorem 1.

We make a few remarks on Theorem 1.

Remark 1. *It is well-known that in exploratory factor analysis, the factors F_1, \dots, F_N are not identifiable due to rotational indeterminacy, while m_{ij} s are identifiable. Thus, we establish error bounds for estimating the matrix M rather than those of F_i s and A_j s. If additional design information is available and a confirmatory generalized latent factor model is used, then the methods described in Section 2.2 and theoretical results in Theorem 1 can be extended to establish error bounds for F_i s following a similar strategy as in Chen et al. (2020).*

The key assumption for Theorem 1 to hold is that both M^ and \hat{M} are low-rank matrices. It can be easily generalized to other low rank models beyond the current generalized latent factor model, including the low-rank interaction model proposed in Robin et al. (2019). For example, one may parameterize $m_{ij} = d_j + A_j^T F_i + d_i^\dagger$, where d_i^\dagger is a person-specific intercept term.*

Remark 2. *The error bound (5) improves several recent results on low-rank matrix estimation and completion. For example, when $n^* = o\{(N \wedge J)^2\}$, it improves the error rate $O_p[\{(N \vee J)(n^*)^{-1} + NJ(n^*)^{-3/2}\}^{1/2}]$ in Chen et al. (2020), where a fixed K^* and uniform sampling, i.e., $p_{\max} = p_{\min}$, are assumed. Other examples include Ni and Gu (2016) and Bhaskar and Javanmard (2015), where the error rates are shown to be $O_p[\{K^*(N \vee J) \log(N + J)(n^*)^{-1}\}^{1/2}]$ and $O_p\{K^*(N \vee J)^{1/2}(n^*)^{-1/2} + (N \vee J)^3(N \wedge J)^{1/2}(K^*)^{3/2}(n^*)^{-2}\}$, respectively, assuming binary data. The error estimate (5) is also smaller than the optimal rate $\{K^*(N \vee J)(n^*)^{-1}\}^{1/4}$ for approximate low rank matrix completion (Cai and Zhou, 2013; Davenport et al., 2014), which is expected as the parameter space in these works, which consists of nuclear-norm constrained matrices, is larger than that of our setting. Several technical*

tools are used to obtain the improved error bound including a sharp bound on the spectral norm of random matrices that extends a recent result in *Bandeira and Van Handel (2016)* and an upper bound of singular values of Hadamard products of low rank matrices based on a result established in *Horn (1995)*.

Note that the constant κ in Theorem 1 depends on p_{\max}/p_{\min} . Thus, it is most useful when p_{\max}/p_{\min} is bounded by a finite constant that is independent of N and J . In this case, the asymptotic error rate is similar between a uniform sampling and a weighted sampling. In the case where the sampling scheme is far from a uniform sampling, the next theorem provides a finite sample error bound.

Theorem 2. *Let $\kappa_{2C^2} = \sup_{|x| \leq 2C^2} b''(x)$, $\delta_{C^2} = \frac{1}{2} \inf_{|x| \leq C^2} b''(x)$, $\kappa_{1,b,C,\phi} = 8\delta_{C^2}^{-1}(\phi\kappa_{2C^2})^{1/2} + 16C^2$ and $\kappa_{2,b,C,\phi} = (\phi/C^2) \vee (\phi\kappa_{2C^2})^{1/2}$. Then, there exists a universal constant c such that with probability at least $1 - 2(N + J)^{-1} - (n^*)^{-1}$,*

$$\begin{aligned} & \max_{K^* \leq K \leq K_{\max}} \|\hat{M}^{(K)} - M^*\|_F \\ & \leq p_{\min}^{-1} K_{\max}^{1/2} \{ \kappa_{1,b,C,\phi} (\max_i n_i^*)^{1/2} \vee (\max_j n_j^*)^{1/2} + c(\kappa_{2,b,C,\phi} \log n^* + 2C^2) \log^{1/2}(N + J) \} \end{aligned} \quad (7)$$

for all $N \geq 1, J \geq 1, n^* \geq 6$ and $K_{\max} \geq K^* \geq 1$.

Remark 3. *Theorem 2 provides a finite sample error bound for the joint maximum likelihood estimator when the number of factors is known to be no greater than K_{\max} . It extends Theorem 1 in several aspects. First, the constants κ_{2C^2} , δ_{C^2} , $\kappa_{1,b,C,\phi}$ and $\kappa_{2,b,C,\phi}$ are made explicit in Theorem 2. In addition, it allows the missingness pattern to be far from uniform sampling. To see this, consider the case where $J = N^\alpha$, $p_{\min} = N^{-\beta}$, and $p_{\max}/p_{\min} \leq N^\gamma$ with $\alpha \in (0, 1]$, $\beta \in [0, \alpha)$, $\gamma \in [0, \beta]$ and C is fixed. Roughly, a larger γ suggests a more imbalanced sampling scheme. Then, Theorem 2 implies $(NJ)^{-1/2} \|\hat{M}^{(K^*)} - M^*\|_F = O_p\{N^{(\beta+\gamma-\alpha)/2}(K^*)^{1/2}\}$. Thus, if $\gamma < \alpha - \beta$ and $K^* = o(N^{\alpha-\beta-\gamma})$, the estimator $\hat{M}^{(K^*)}$ is consistent in the sense that the scaled Frobenius norm $(NJ)^{-1/2} \|\hat{M}^{(K^*)} - M^*\|_F$ decays to zero.*

Let $u(n, N, J, K) = v(n, N, J, K) - v(n, N, J, K - 1)$, and let $\sigma_1(M^*) \geq \sigma_2(M^*) \geq \dots \geq \sigma_{K^*+1}(M^*)$ be the non-zero singular values of M^* . Note that due to the inclusion of the intercept term d_j , a non-degenerate M^* is of rank $K^* + 1$. The next theorem provides sufficient conditions on $u(n, N, J, K)$ for consistent model selection.

Theorem 3. *Consider the following asymptotic regime as $N, J \rightarrow \infty$,*

$$C = O(1), p_{\min}^{-1} = O(1), \text{ and } K^* = O(1). \quad (8)$$

If the function u satisfies

$$u(n, N, J, K) = o\{\sigma_{K^*+1}^2(M^*)\} \text{ and } N \vee J = o\{u(n, N, J, K)\} \text{ uniformly in } K \text{ as } N, J \rightarrow \infty, \quad (9)$$

then, $\lim_{N, J \rightarrow \infty} \Pr(\hat{K} = K^) = 1$.*

Remark 4. *We elaborate on the asymptotic regime (8) and the conditions on $u(n, N, J, K)$ in (9). First, $C = O(1)$ and $K^* = O(1)$ require that C and the number of factors are bounded as N and J grow. Second, $p_{\min}^{-1} = O(1)$ suggests that the missingness pattern is similar to uniform sampling with n^* growing at the order of NJ . Third, $u(n, N, J, K) = o\{\sigma_{K^*+1}^2(M^*)\}$ requires that $u(n, N, J, K)$ is smaller than the gap between non-zero singular values and zero-singular values of M^* . Under this requirement, the probability of underselcting the number of factors is small. Fourth, $N \vee J = o\{u(n, N, J, K)\}$ requires that $u(n, N, J, K)$ grows in a faster speed than $N \vee J$. This requirement guarantees that with high probability, we do not over-select the number of factors. Fifth, n is random when there are missing data, and thus $u(n, N, J, K)$ may also be random. In this theorem, we do not allow $u(n, N, J, K)$ to be random as implicitly required by condition (9). A general result allowing a random $u(n, N, J, K)$ is given in Theorem 4 below.*

Remark 5. *We provide further explanations on the requirements of $u(n, N, J, K) = o\{\sigma_{K^*+1}^2(M^*)\}$ and $N \vee J = o\{u(n, N, J, K)\}$. First, $\sigma_{K^*+1}^2(M^*)$ is the smallest non-zero singular value*

of M^* that measures the strength of the factors. Under the conditions of Theorem 3, $\sigma_{K^*+1}^2(M^*)/2(\hat{l}_K - \hat{l}_{K-1}) = O_p(1)$, when $K \leq K^*$. By letting $u(n, N, J, K) = o\{\sigma_{K^*+1}^2(M^*)\}$, it is guaranteed that, when $K \leq K^*$, $JIC(K) - JIC(K-1) = -2(\hat{l}_K - \hat{l}_{K-1}) + u(n, N, J, K) < 0$ with probability tending to 1. It thus avoids under-selection. Second, under the conditions of Theorem 3, $2(\hat{l}_K - \hat{l}_{K-1}) = O_p(N \vee J)$ for each fixed $K \geq K^* + 1$, i.e., when both models are correctly specified. When $N \vee J = o\{u(n, N, J, K)\}$ and $K \geq K^* + 1$, $JIC(K) - JIC(K-1) = -2(\hat{l}_K - \hat{l}_{K-1}) + u(n, N, J, K) > 0$ with probability tending to 1. This avoids over-selection. Finally, the two requirements also imply that selection consistency can only be guaranteed when $N \vee J = o\{\sigma_{K^*+1}^2(M^*)\}$. That is, the factor strength has to be stronger than the noise level.

In practice, the factor strength $\sigma_{K^*+1}^2(M^*)$ is unknown while $N \vee J$ is observable. Therefore, we recommend to choose $u(n, N, J, K) = (N \vee J)h(n, N, J)$ for some slowly diverging factor $h(n, N, J)$, so that over-selection is avoided. Note that we require $h(n, N, J)$ to diverge slowly, so that under-selection is also avoided for a wide range of factor strength levels. More specifically, we suggest to use $h(n, N, J) = \log\{n/(N \vee J)\}$ which becomes $\log(N \wedge J)$ when there is no missing data. Its consistency is established in Corollaries 1 and 2 below.

Corollary 1. Assume that the asymptotic regime (8) holds. Consider $v(n, N, J, K) = K(N \vee J)h(N, J)$ for some function h . If $\lim_{N, J \rightarrow \infty} h(N, J) = \infty$ and $\lim_{N, J \rightarrow \infty} \{h(N, J)\}^{-1}(N \vee J)^{-1}\sigma_{K^*+1}^2(M^*) = \infty$, then $\lim_{N, J \rightarrow \infty} \Pr(\hat{K} = K^*) = 1$. Specifically, suppose that $p_{\min} = 1$. If $(N \vee J) \log(N \wedge J) = o\{\sigma_{K^*+1}^2(M^*)\}$ and we choose $v(n, N, J, K) = K(N \vee J) \log(N \wedge J)$, then $\lim_{N, J \rightarrow \infty} \Pr(\hat{K} = K^*) = 1$.

The next theorem extends Theorem 3 to a more general asymptotic setting.

Theorem 4. Consider the following asymptotic regime as $N, J \rightarrow \infty$,

$$C = O(1) \text{ and } (N \wedge J) \log(N + J) = O\{n^*/(\log n^*)^2\}. \quad (10)$$

Also, assume $p_{\min}^{-2} p_{\max} K^*(N \vee J) = o\{\sigma_{K^*+1}^2(M^*)\}$. Suppose that there exists a possibly

random sequence $\{\xi_{N,J}\}$ such that $\xi_{N,J} \rightarrow \infty$ in probability as $N, J \rightarrow \infty$, and with probability converging to one as $N, J \rightarrow \infty$, the following inequalities hold

$$u(n, N, J, K) \begin{cases} \leq \xi_{N,J}^{-1} p_{\min} \sigma_{K+1}^2(M^*), & \text{if } 1 \leq K \leq K^*, \\ \geq \xi_{N,J}(K^* + 1)(p_{\max}/p_{\min})(N \vee J), & \text{if } K = K^* + 1, \\ \geq \xi_{N,J}(p_{\max}/p_{\min})(N \vee J), & \text{if } K^* + 2 \leq K \leq K_{\max}, \end{cases} \quad (11)$$

where $K_{\max} \geq K^*$ denotes the largest number of factors considered in model selection and we allow $K_{\max} = \infty$. Then, $\lim_{N,J \rightarrow \infty} \Pr(\hat{K} = K^*) = 1$.

Theorem 4 relaxes the assumptions of Theorem 3 in several aspects. First, it is established under a more general asymptotic regime by allowing K^* to diverge and p_{\min} to decay to zero, as N and J grow. It also allows the missingness pattern to be very different from uniform sampling by allowing p_{\max}/p_{\min} to grow. Second, $u(n, N, J, K)$ is allowed to be random as long as (11) holds with high probability. In particular, the model selection consistency of the suggested penalty (4) is established in Corollary 2 below as an implication of Theorem 4. Third, (11) provides a more specific requirement on $u(n, N, J, K)$. The second and third lines of (11) depend on the true number of factors K^* . In practice, we need to choose $u(n, N, J, K)$ in a way that does not depend on K^* . For example, we may choose $u(n, N, J, K) = (K \wedge K_{\max})(p_{\max}/p_{\min})(N \vee J)h(n, N, J)$ for some sequence $h(n, N, J)$ that tends to infinity in probability as N and J diverge, so that the second and third lines of (11) are satisfied.

Corollary 2. *Assume the asymptotic regime (8) holds and $N \vee J = o\{\sigma_{K^*+1}^2(M^*)\}$. Consider $v(n, N, J, K) = K(N \vee J)h(n, N, J)$. If $h(n, N, J) \rightarrow \infty$ in probability as $N, J \rightarrow \infty$ and $\{h(n, N, J)\}^{-1}(N \vee J)^{-1}\sigma_{K^*+1}^2(M^*) \rightarrow \infty$ in probability as $N, J \rightarrow \infty$, then $\lim_{N,J \rightarrow \infty} \Pr(\hat{K} = K^*) = 1$. In particular, if we choose $v(n, N, J, K) = K(N \vee J) \log\{n/(N \vee J)\}$ as suggested in (4) and assume $(N \vee J) \log(N \wedge J) = o\{\sigma_{K^*+1}^2(M^*)\}$, then $\lim_{N,J \rightarrow \infty} \Pr(\hat{K} = K^*) = 1$.*

Remark 6. In Theorems 3 and 4, the dispersion parameter ϕ is assumed known. When ϕ is unknown, we may first fit the largest model with K_{\max} factors to obtain an estimate $\hat{\phi}$, and then select the number of factors using JIC with ϕ replaced by $\hat{\phi}$. Similar model selection consistency results would still hold. We note that the use of the plug-in estimator for dispersion parameter is common in constructing information criteria for linear models and linear factor models (Bai and Ng, 2002).

Remark 7. Several information criteria have been proposed for linear factor models under high-dimensional regimes. In particular, Bai and Ng (2002) consider a setting that the observed data matrix can be decomposed as the sum of a low rank matrix and a mean-zero error matrix, and propose information criteria to select the rank of the low-rank matrix. Their setting is very similar to the case when the exponential family distribution in (1) is chosen to be a Gaussian distribution and there is no missing data, except that Bai and Ng (2002) do not require the Gaussian assumption. In fact, under the Gaussian linear factor model and when the dispersion parameter $\phi = 1$, the suggested JIC with penalty term $v(n, N, J, K) = K(N \vee J) \log(N \wedge J)$ is asymptotically equivalent to the PC_{p1} through PC_{p3} criteria proposed in Bai and Ng (2002) and in particular takes the same form as the PC_{p3} criterion. Bai et al. (2018) consider the spike covariance structure model (Johnstone, 2001) and develop information criteria for choosing the number of dominant eigenvalues which corresponds to the number of factors when regarding the spike covariance structure model as a linear factor model. By random matrix theory, they establish consistency results when the sample size and the number of manifest variables grow to infinity at the same speed and there is no missing data.

As mentioned in Section 1, nonlinear factor models are more suitable for multivariate data that involve categorical or count variables. Specifically, under model (1), the expected data matrix is $\{b'(m_{ij})\}_{N \times J}$. Although $M = (m_{ij})_{N \times J}$ is a low-rank matrix, $\{b'(m_{ij})\}_{N \times J}$ is no longer a low-rank matrix when b' is a nonlinear transformation. Consequently, methods developed for the linear factor model do not work well when data follow a nonlinear factor

model. The presence of massive missing data further complicates the problem.

Finally, we point out that the theoretical results established above may also be useful for developing information criteria based on the marginal likelihood. The marginal likelihood, which is widely used for estimating latent variable models, treats the latent factors as random variables and integrates them out. When both N and J are large, by applying the Laplace approximation (Huber et al., 2004), the marginal likelihood can be approximated by a joint likelihood plus some remainder terms. The development above can be used to analyze this joint likelihood term. Further discussions are given in Appendix E of the online supplement.

4 Numerical Experiments

4.1 Simulation

We use a simulation study to evaluate the model estimation and the selection of factors with the proposed JIC with $v(n, N, J, K) = K(N \vee J) \log\{n/(N \vee J)\}$. Due to the space constraint, we only present some of the results under the logistic factor model for binary data. Additional results from this study and results from other simulation studies can be found in Appendix G of the online supplement.

In particular, we consider eight combinations of N and J , given by $J = 100, 200, 300, 400$, $N = J$ and $N = 5J$. We consider three settings for missing data, including (M1) no missing data, (M2) uniformly missing, with missingness probability $p_{ij} = 0.5$ for all i and j , and (M3) non-uniformly missing, with missingness probability $p_{ij} = \exp(f_{i1}^*) / \{1 + \exp(f_{i1}^*)\}$ that depends on the value of the first factor. The true number of factors is set to $K^* = 3$. The model parameters are generated as follows. First, the true parameters d_j^* , a_{j1}^* , ..., a_{j3}^* are generated by sampling independently from the uniform distribution over the interval $[-2, 2]$. Second, the true factor values are generated under two settings. Under the first setting (S1), all three factors f_{i1}^* , ..., f_{i3}^* are generated by sampling independently from the uniform distribution over the interval $[-2, 2]$, so that all the factors have essentially the same

strength. Under the second setting (S2), the first two factors $f_{i_1}^*$ and $f_{i_2}^*$ are generated the same as those under the first setting, while the last factor $f_{i_3}^*$ is sampled from the uniform distribution over the interval $[-0.8, 0.8]$. Under the second setting, the last factor tends to be weaker than the rest and thus is more difficult to detect. We use the proposed JIC to select K from the candidate set $\{1, 2, 3, 4, 5\}$ and the constraint constant C in (3) is set to be 5. The true model parameters satisfy this constraint. All the combinations of the above settings lead to 48 different simulation settings. For each setting, we run 100 independent replications. The computation is done using the R package `mirtjml` (Zhang et al., 2020b).

We first examine the results on parameter estimation. The loss $\max_{3 \leq K \leq 5} \{(N.J)^{-1/2} \|\hat{M}^{(K)} - M^*\|_F\}$ under different settings is shown in Figure 1. As we can see, under each setting for factor strength and missing data, the loss decays towards zero, as both N and J grow. Given the same N and J , the estimation tends to be more accurate when there is no missing data. In addition, the estimation tends to be more accurate under setting M2 where the data entries are uniformly missing than that under M3 where the missingness depends on the latent factors. We further examine the selection of factors. Table 1 presents the frequency that the number of factors is under- and over-selected among the 100 independent replications for all the 48 settings. As we can see, the proposed JIC becomes more accurate as N and J grow. Under the settings when $N = J$, no under-selection is observed, but the proposed JIC is likely to over-select when J is relatively small. Under the settings when $N = 5J$, no over-selection is observed, but under-selection is observed when one factor is relatively weaker than the others and J is relatively small. We point out that determining the number of factors is a challenging task under our settings when J is relatively small. To illustrate, Figure 2 shows the box plots of $2(\hat{l}_3 - \hat{l}_2)$ and $2(\hat{l}_4 - \hat{l}_3)$ under settings when $J = 100$. For most of these settings, $2(\hat{l}_3 - \hat{l}_2)$ is not substantially larger than $2(\hat{l}_4 - \hat{l}_3)$, while our asymptotic theory requires the former to be of a higher order.

From the results in Table 1, we see that for relatively small values of N and J , the proposed information criterion tends to over-penalize when $N = 5J$ and under-penalize

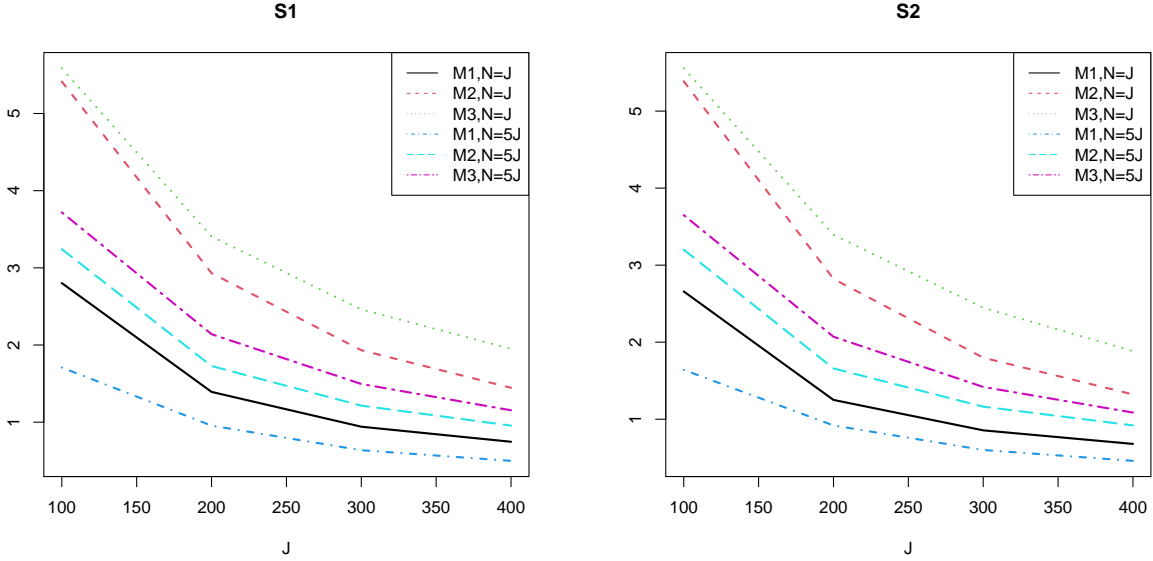


Figure 1: The loss $\max_{3 \leq K \leq 5} \{(NJ)^{-1/2} \|\hat{M}^{(K)} - M^*\|_F\}$ for the recovery of the low-rank matrix M^* , where each point is the mean loss calculated by averaging over 100 independent replications. Panels (a) and (b) show the results under the two different factor strength settings, S1 and S2, respectively.

when $N = J$. We explain this phenomenon. Our choice of $v(n, N, J, K)$ is derived from the error bound (5) in Theorem 1. Although this error bound is rate optimal as implied by Proposition 1, it does not take into account the relationship between N and J . For example, consider two settings that both have no missing data and the same J , but one with $N = J$ and the other with $N = 5J$. By Theorem 1, the two settings have exactly the same upper bound $\kappa(K_{max}/J)^{1/2}$. However, as we can see from Fig. 1, the error tends to be larger under the setting when $N = J$ than that when $N = 5J$. Consequently, with the JIC derived from the same upper bound, it is more likely to over-select when $N = J$ and to under-select when $N = 5J$. To improve the current information criterion, a refined error bound is needed, according to which we can choose a $v(n, N, J, K)$ that better adapts to the relationship between N and J . This is a challenging problem and we leave it for future investigation.

Table 1: The number of times that the true number of factors is under- or over-selected among 100 independent replications under each of the 48 simulation settings.

	$N = J$						$N = 5J$					
	S1			S2			S1			S2		
Under-selection	M1	M2	M3	M1	M2	M3	M1	M2	M3	M1	M2	M3
$J = 100$	0	0	0	0	0	0	0	0	0	10	98	97
$J = 200$	0	0	0	0	0	0	0	0	0	0	3	4
$J = 300$	0	0	0	0	0	0	0	0	0	0	0	0
$J = 400$	0	0	0	0	0	0	0	0	0	0	0	0
Over-selection												
$J = 100$	47	100	100	53	100	100	0	0	0	0	0	0
$J = 200$	0	94	90	0	100	95	0	0	0	0	0	0
$J = 300$	0	0	0	0	0	0	0	0	0	0	0	0
$J = 400$	0	0	0	0	0	0	0	0	0	0	0	0

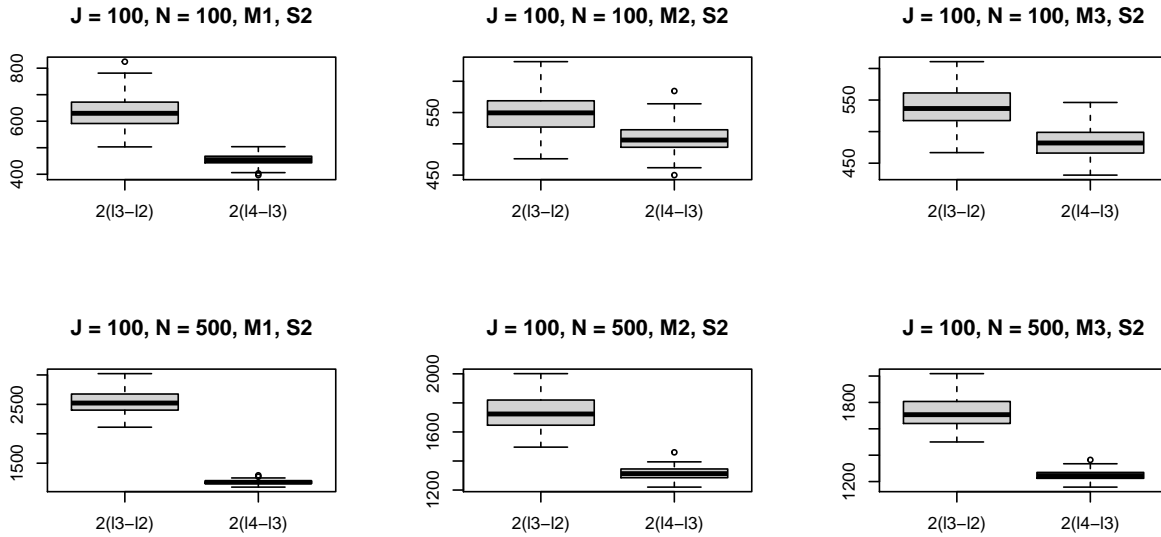


Figure 2: The box plots of $2(\hat{l}_3 - \hat{l}_2)$ and $2(\hat{l}_4 - \hat{l}_3)$ when $J = 100$ and the factor strength setting is S2.

4.2 Application to Eysenck’s Personality Questionnaire

We apply the proposed JIC to a dataset based on the revised Eysenck’s personality questionnaire (Eysenck et al., 1985), a personality inventory that has been widely used in clinics and research. This questionnaire is designed to measure three personality traits, extraversion, neuroticism, and psychoticism. We refer the readers to Eysenck et al. (1985) for the characteristics of these personality traits. The factor structure of this personality inventory remains of interest in psychology, due to its importance in the literature of human personality and wide use in several studies worldwide (Barrett et al., 1998; Chapman et al., 2013; Heym et al., 2013). In particular, it has been found that the dependence between items measuring the psychoticism trait tends to be lower than that between items measuring the other two traits. Based on this observation, some researchers suggested that psychoticism may consist of multiple dimensions (Caruso et al., 2001). We use the proposed JIC to investigate the factor structure of the inventory.

Specifically, we analyze all the items from the questionnaire, except for the lie scale items that are used to guard against various concerns about response style. There are 79 items in total, each with “Yes” and “No” response options. An example item is “Do you often need understanding friends to cheer you up?”. Among the 79 items, 32, 23, and 24 items are designed to measure psychoticism, extraversion, and neuroticism, respectively. For each participant, a total score can be computed based on each of the three item sets. This total score is often used to measure the corresponding personality trait. Here, we analyze a female UK normative sample dataset (Eysenck et al., 1985), for which the sample size is 824 and there are no missing values. The dataset has been analyzed in Chen et al. (2019) using the same model given in Example 1 above. Using a cross-validation approach, Chen et al. (2019) find three factors. We now explore the dimensionality of the data using the proposed JIC. Specifically, we consider possible choices of $K = 1, 2, 3, 4$, and 5. Following the previous discussion, the penalty term in the JIC is set to $K(N \vee J) \log\{n/(N \vee J)\}$, where $n = NJ$, $N = 824$, and $J = 79$.

Table 2: The rows named “deviance”, “penalty”, and “JIC” show the values of $-2\hat{l}_K$, $v(n, N, J, K)$, and JIC, respectively, for models with different values of K .

K	1	2	3	4	5
Deviance	63263	57683	53883	51225	48812
Penalty	3600	7201	10801	14402	18002
JIC	66864	64884	64684	65627	66814

Table 3: Kendall’s tau rank correlation between participants’ estimated factor scores under the oblimin rotation and the total scores for the three personality traits.

	F1	F2	F3
P score	0.08	0.78	-0.05
E score	0.86	0.00	-0.12
N score	-0.08	0.08	0.88

The results are given in Tables 2 and 3. Specifically, the three-factor model achieves the minimum JIC value among the five candidate choices of K , suggesting a three-factor structure for the inventory. We investigate the three-factor model using the oblimin method, one of the most popular oblique rotation methods (Browne, 2001), to obtain an relatively simple loading structure. Table 3 shows Kendall’s tau rank correlation between participants’ estimated factor scores under the oblimin rotation and the total scores for the three personality traits given by the design. According to the correlations, the extracted factors tend to correspond to the extraversion, psychoticism, and neuroticism traits, respectively. Additional results can be found in Appendix H of the online supplement, including the estimated parameters for the fitted models and a comparison with marginal-likelihood-based inference.

5 Further Discussion

As shown in Section 3, there is a wide range of penalties for guaranteeing the selection consistency of JIC. Among these choices, $v(n, N, J, K) = K(N \vee J) \log\{n/(N \vee J)\}$ is close to the lower bound. This penalty is suggested when the signal strength of factors is unknown,

to detect factors of a wide range of strengths. The performance and applicability of this information criterion are demonstrated by simulation studies and real data analysis. If one is only interested in detecting strong factors, then a larger penalty may be chosen based on prior information about the signal strength of the factors.

When our model (1) takes the form of a Gaussian density and there is no missing data, then the proposed JIC and its theory are consistent with the results of Bai and Ng (2002) for high-dimensional linear factor models. In this sense, the current work substantially extends the work of Bai and Ng (2002) by considering non-linear factor models and allowing a general setting for missing values. Although we focus on generalized latent factor models with an exponential-family link function, the proposed JIC is applicable to other models, for example, a probit factor model for binary data that replaces the logistic link by a probit link in Example 1. The consistency results are likely to hold under similar conditions, for a wider range of models. This extension is left for future investigation.

Acknowledgement

We are grateful to the editor, the associate editor and three anonymous referees for their careful review and valuable comments. Xiaou Li's research is partially supported by the NSF grant DMS-1712657.

Appendix

A Proof of Theoretical Results

A.1 Proof of Theorems 1 and 2

We will present the proof of Theorem 2 first and then that of Theorem 1, because the former is more general than the latter. The proof of Theorem 2 is based on the following two lemmas, whose proof will be provided later in the supplementary material.

Let $G_i = (1, F_i^T)^T$ and $B_j = (d_j, A_j^T)^T$, then $m_{ij} = G_i^T B_j$. Define $\mathcal{M}_r = \{M = (m_{ij})_{1 \leq i \leq N, 1 \leq j \leq J} : m_{ij} = G_i^T B_j : G_i, B_j \in \mathbb{R}^r, \|G_i\| \leq C, \|B_j\| \leq C \text{ for all } 1 \leq i \leq N, 1 \leq j \leq J\}$, then $M^* \in \mathcal{M}_{K^*+1}$. Let $r^* = K^* + 1$ under Assumption 2. Also, let $l(M, Y, \Omega)$ denote the log-likelihood function where $\Omega = (\omega_{ij})_{1 \leq i \leq N, 1 \leq j \leq J}$.

Lemma 1. *For all $M \in \mathcal{M}_r$,*

$$\begin{aligned} & \phi\{l(M, Y, \Omega) - l(M^*, Y, \Omega)\} \\ & \leq (r + r^*)^{1/2} \left\{ \|Z \circ \Omega\|_2 + 2\delta_{C^2} C^2 \|Q\|_2 \right\} \|M - M^*\|_F - \delta_{C^2} p_{\min} \|M - M^*\|_F^2 \end{aligned} \quad (12)$$

where $Z = (z_{ij})_{1 \leq i \leq N, 1 \leq j \leq J}$, $z_{ij} = y_{ij} - b'(m_{ij}^*)$, and ‘ \circ ’ denotes the matrix Hadamard product.

Lemma 2. *There is a universal constant $c > 0$ such that*

$$\Pr \left(\|\Omega - P\|_2 \geq 4(\max_i n_i^*)^{1/2} \vee (\max_j n_j^*)^{1/2} + c \log^{1/2}(N + J) \right) \leq (N + J)^{-1}. \quad (13)$$

Lemma 3. *Let $V = (v_{ij})_{1 \leq i \leq N, 1 \leq j \leq J}$ be a random matrix with independent and centered entries. In addition, assume v_{ij} s are sub-exponential random variables with parameters $\nu, \alpha > 0$. That is, $E(e^{\lambda v_{ij}}) \leq e^{\lambda^2 \nu^2 / 2}$ for all $|\lambda| < 1/\alpha$. Then, there exists a universal constant $c > 0$*

such that with probability at least $1 - (N + J)^{-1} - (n^*)^{-1}$,

$$\|V \circ \Omega\|_2 \leq 4 \max_{ij} \{E(z_{ij}^2)\}^{1/2} (\max_i n_{i.}^*)^{1/2} \vee (\max_j n_{.j}^*)^{1/2} + c(\alpha \vee \nu) \log n^* \log^{1/2}(N + J) \quad (14)$$

for all $N \geq 1, J \geq 1$, and $n^* \geq 6$. In particular, under Assumptions 1 and 2, $z_{ij} = y_{ij} - b'(m_{ij}^*)$ is sub-exponential with parameters $\nu^2 = \phi \kappa_{2C^2} = \phi \sup_{|x| \leq 2C^2} b''(x)$ and $\alpha = \phi/C^2$, and there is a universal constant $c > 0$ such that with probability at least $1 - (N + J)^{-1} - (n^*)^{-1}$,

$$\|Z \circ \Omega\|_2 \leq 4(\phi \kappa_{2C^2})^{1/2} (\max_i n_{i.}^*)^{1/2} \vee (\max_j n_{.j}^*)^{1/2} + c\{(\phi/C^2) \vee (\phi \kappa_{2C^2})^{1/2}\} \log n^* \log^{1/2}(N + J) \quad (15)$$

for all $N \geq 1, J \geq 1$, and $n^* \geq 6$.

Remark 8. The constant 4 in the first term of the right-hand side of (14) can be improved to $2\sqrt{2} + \epsilon$ for any $\epsilon > 0$ with the constant c replaced by an ϵ -dependent constant c_ϵ . The logarithm term can be improved if Z is further assumed sub-Gaussian or bounded. We keep the current form which is sharp enough for our problem.

of Theorem 2. By the definition of $\hat{M}^{(K)}$ and $K \geq K^*$, we have $\phi\{l(\hat{M}^{(K)}, Y, \Omega) - l(M^*, Y, \Omega)\} \geq 0$. Apply Lemma 1 with $M = \hat{M}^{(K)}$, $r = K + 1$ and combine it with $\phi\{l(\hat{M}^{(K)}, Y, \Omega) - l(M^*, Y, \Omega)\} \geq 0$. We obtain that for every $K \geq K^*$,

$$\|\hat{M}^{(K)} - M^*\|_F \leq p_{\min}^{-1} (K + K^* + 2)^{1/2} \{\delta_{C^2}^{-1} \|Z \circ \Omega\|_2 + 2C^2 \|Q\|_2\}. \quad (16)$$

Thus,

$$\max_{K^* \leq K \leq K_{\max}} (\|\hat{M}^{(K)} - M^*\|_F) \leq 2p_{\min}^{-1} K_{\max}^{1/2} \{\delta_{C^2}^{-1} \|Z \circ \Omega\|_2 + 2C^2 \|Q\|_2\}, \quad (17)$$

where we used the fact that $K + K^* + 2 \leq 2(K_{\max} + 1) \leq 4K_{\max}$ for $K_{\max} \geq 1$. Apply Lemma 2 and Lemma 3 to obtain an upper bound of the right-hand side of the above inequality and

simplify it. We arrive at

$$\begin{aligned}
& \max_{K^* \leq K \leq K_{\max}} (\|\hat{M}^{(K)} - M^*\|_F) \\
& \leq 2p_{\min}^{-1} (K_{\max})^{1/2} [\{4\delta_{C^2}^{-1}(\phi\kappa_{2C^2})^{1/2} + 8C^2\}(\max_i n_{i.}^*)^{1/2} \vee (\max_j n_{.j}^*)^{1/2} \\
& \quad + c\{(\phi/C^2) \vee (\phi\kappa_{2C^2})^{1/2} \log n^* + 2C^2\} \log^{1/2}(N+J)] \\
& = p_{\min}^{-1} (K_{\max})^{1/2} \{\kappa_{1,b,C,\phi}(\max_i n_{i.}^*)^{1/2} \vee (\max_j n_{.j}^*)^{1/2} + 2c(\kappa_{2,b,C,\phi} \log n^* + 2C^2) \log^{1/2}(N+J)\}
\end{aligned} \tag{18}$$

where we recall that $\kappa_{1,b,C,\phi} = 8\delta_{C^2}^{-1}(\phi\kappa_{2C^2})^{1/2} + 16C^2$ and $\kappa_{2,b,C,\phi} = (\phi/C^2) \vee (\phi\kappa_{2C^2})^{1/2}$. This completes our proof. \square

of *Theorem 1*. Note that $\max_i n_{i.}^* \leq p_{\max} J$ and $\max_j n_{.j}^* \leq p_{\max} N$. Thus, (7) is simplified to

$$\max_{K^* \leq K \leq K_{\max}} (\|\hat{M}^{(K)} - M^*\|_F) \leq \kappa (K_{\max})^{1/2} \{p_{\min}^{-1/2} (N \vee J)^{1/2} + p_{\min}^{-1} \log n^* \log^{1/2}(N+J)\} \tag{19}$$

for some κ depending on C, b, ϕ and p_{\max}/p_{\min} . Because $p_{\min} = (p_{\min}/p_{\max})p_{\max} \geq (p_{\min}/p_{\max})n^*/(NJ)$, the above inequality implies

$$\begin{aligned}
& \max_{K^* \leq K \leq K_{\max}} (\|\hat{M}^{(K)} - M^*\|_F) \\
& \leq \kappa (K_{\max})^{1/2} \{(n^*/(NJ))^{-1/2} (N \vee J)^{1/2} + (n^*/(NJ))^{-1} \log(n^*) \log^{1/2}(N+J)\}
\end{aligned} \tag{20}$$

with a possibly different κ that also depends on C, b , and ϕ . Multiplying both sides by $(NJ)^{-1/2}$ and simplifying it, we arrive at

$$\begin{aligned}
& \max_{K^* \leq K \leq K_{\max}} \{(NJ)^{-1/2} \|\hat{M}^{(K)} - M^*\|_F\} \\
& \leq \kappa K_{\max}^{1/2} \left[\{(N \vee J)/n^*\}^{1/2} + \{(NJ)^{1/2} \log^{1/2}(N+J)\} (n^*)^{-1} \log n^* \right].
\end{aligned} \tag{21}$$

Note that for $n^*/(\log n^*)^2 \geq (N \wedge J) \log(N+J)$, $\{(N \vee J)/n^*\}^{1/2} \geq \{(NJ)^{1/2} \log^{1/2}(N+J)$

$J)\}(n^*)^{-1} \log n^*$, and the above inequality is simplified as

$$\max_{K^* \leq K \leq K_{\max}} \{(NJ)^{-1/2} \|\hat{M}^{(K)} - M^*\|_F\} \leq 2\kappa \{K_{\max}(N \vee J)/n^*\}^{1/2}. \quad (22)$$

This completes the proof. \square

A.2 Proof of Theorems 3 and 4 and Corollary 2

The proofs of Theorems 3 and 4 are based on the following three supporting lemmas, whose proofs are given in the supplementary material. We start by recalling $u(n, N, J, K) = v(n, N, J, K) - v(n, N, J, K - 1)$ and defining $R = 4(p_{\min} \delta_{C^2})^{-1} \{\|Z \circ \Omega\|_2 + 2\delta_{C^2} C^2 \|Q\|_2\}^2$.

Lemma 4. *If $u(\cdot)$ satisfies*

$$\lim_{N, J \rightarrow \infty} \Pr \left(u(n, N, J, K^* + 1) > 2\phi^{-1}(K^* + 1)R \right) = 1 \quad (23)$$

and

$$\lim_{N, J \rightarrow \infty} \Pr \left(\inf_{K^* + 2 \leq K \leq K_{\max}} u(n, N, J, K) > 2\phi^{-1}R \right) = 1, \quad (24)$$

then

$$\lim_{N, J \rightarrow \infty} \Pr(\hat{K} > K^*) = 0, \quad (25)$$

for $K_{\max} \geq K^* \geq 1$.

Lemma 5. *If*

$$\lim_{N, J \rightarrow \infty} \Pr \left(4(\delta_{C^2} p_{\min})^{-1} K^* R \leq \sigma_{K^*+1}^2(M^*) \right) = 1, \quad (26)$$

and $u(\cdot)$ satisfies

$$\lim_{N, J \rightarrow \infty} \Pr \left(u(n, N, J, K) < \phi^{-1} \delta_{C^2} p_{\min} \sigma_{K+1}^2(M^*) \text{ for all } 1 \leq K \leq K^* \right) = 1 \quad (27)$$

then $\lim_{N, J \rightarrow \infty} \Pr(\hat{K} < K^*) = 0$ for $K^* \geq 1$.

Lemma 6. *Under the asymptotic regime (10), $R = O_p(p_{\max}/p_{\min}(N \vee J))$.*

In the rest of the section, we provide the proof of Theorem 4 first and then the proof of Theorem 3 because the former is more general than the latter.

of Theorem 4. We will verify that conditions of Theorem 4 ensure conditions in Lemma 4 and Lemma 5. We start with verifying conditions in Lemma 4. According to the second line of (11),

$$\begin{aligned}
& \lim_{N, J \rightarrow \infty} \Pr \left(u(n, N, J, K^* + 1) > 2\phi^{-1}(K^* + 1)R \right) \\
& \geq \liminf_{N, J \rightarrow \infty} \Pr \left(\xi_{N, J}(K^* + 1)(p_{\max}/p_{\min})(N \vee J) > 2\phi^{-1}(K^* + 1)R \right) \\
& \geq \liminf_{N, J \rightarrow \infty} \Pr \left(\xi_{N, J}(p_{\max}/p_{\min})(N \vee J) > 2\phi^{-1}R \right) \\
& = 1,
\end{aligned} \tag{28}$$

where the last line is obtained according to Lemma 6 and that $\xi_{N, J} \rightarrow \infty$ in probability.

Similarly,

$$\begin{aligned}
\lim_{N, J \rightarrow \infty} \Pr \left(\inf_{K^* + 2 \leq K \leq K_{\max}} u(n, N, J, K) > 2\phi^{-1}R \right) & \geq \liminf_{N, J \rightarrow \infty} \Pr \left(\xi_{N, J} \left(\frac{p_{\max}}{p_{\min}} \right) (N \vee J) > 2\phi^{-1}R \right) \\
& = 1.
\end{aligned} \tag{29}$$

Thus, conditions of Lemma 4 are verified and we obtain

$$\lim_{N, J \rightarrow \infty} \Pr(\hat{K} > K^*) = 0. \tag{30}$$

Next, we verify conditions of Lemma 5. According to Lemma 6 and the assumption $p_{\min}^{-2} p_{\max} K^*(N \vee J) = o(\sigma_{K^*+1}^2(M^*))$, we have

$$4(\delta_{C^2} p_{\min})^{-1} K^* R = O_p(p_{\min}^{-2} p_{\max} K^*(N \vee J)) = o_p(\sigma_{K^*}^2(M^*)). \tag{31}$$

Thus,

$$\lim_{N, J \rightarrow \infty} \Pr \left(4(\delta_{C^2} p_{\min})^{-1} K^* R \leq \sigma_{K^*}^2(M^*) \right) = 1. \quad (32)$$

In addition, according to the first line of (11),

$$\begin{aligned} & \lim_{N, J \rightarrow \infty} \Pr \left(u(n, N, J, K) < \phi^{-1} \delta_{C^2} p_{\min} \sigma_{K+1}^2(M^*) \text{ for } 1 \leq K \leq K^* \right) \\ & \geq \liminf_{N, J \rightarrow \infty} \Pr \left(\xi_{N, J}^{-1} p_{\min} \sigma_{K^*+1}^2(M^*) < \phi^{-1} \delta_{C^2} p_{\min} \sigma_{K+1}^2(M^*) \text{ for all } K \right) \\ & \geq \liminf_{N, J \rightarrow \infty} \Pr \left(\xi_{N, J}^{-1} < \phi^{-1} \delta_{C^2} \right) \\ & = 1. \end{aligned} \quad (33)$$

From (32) and (33), conditions of Lemma 5 are verified and thus

$$\lim_{N, J \rightarrow \infty} \Pr(\hat{K} < K^*) = 0. \quad (34)$$

We complete the proof by combining (30) and (34). \square

of Theorem 3. First note that the existence of u satisfying (9) implies $N \vee J = o(\sigma_{K^*+1}^2(M^*))$, which further implies $p_{\min}^{-2} p_{\max} K^* (N \vee J) = o(\sigma_{K^*+1}^2(M^*))$ under the asymptotic regime $p_{\min}^{-1} = O(1)$, $K^* = O(1)$. Thus, the assumption about the singular value of M^* in Theorem 4 is verified. Also, $p_{\min}^{-1} = O(1)$ implies that $(N \wedge J) \log(N + J) = o(n^*/(\log n^*)^2)$. Thus, (10) is verified.

We proceed to verify that u satisfies (11) in Theorem 4. We note that $p_{\min}^{-1} = O(1)$, $K^* = O(1)$ and u satisfies (9) implies that there exists $\xi_{N, J} \rightarrow \infty$ satisfying

$$u(n, N, J, K) \leq \xi_{N, J}^{-1} p_{\min} \sigma_{K^*+1}^2(M^*) \text{ for all } K, \quad (35)$$

$$u(n, N, J, K) \geq \xi_{N, J} (p_{\max}/p_{\min}) (N \vee J) \text{ for all } K, \quad (36)$$

and

$$u(n, N, J, K^* + 1) \geq \xi_{N,J}(K^* + 1)(p_{\max}/p_{\min})(N \vee J). \quad (37)$$

Note that $\sigma_{K+1}^2(M^*) \geq \sigma_{K^*+1}^2(M^*)$ for $K \leq K^*$. Thus, (35) implies the first line of (11); (37) implies the second line of (11); (36) implies the last line of (11). It verifies (11) and completes the proof. \square

of Corollary 2. Under the asymptotic regime (8) and $N \vee J = o(\sigma_{K^*+1}^2(M^*))$, (10) and $p_{\min}^{-2} p_{\max} K^* (N \vee J) = o(\sigma_{K^*+1}^2(M^*))$ are verified in the proof of Theorem 3. We now verify (11).

From the conditions on $h(n, N, J)$, there exists a sequence $\xi_{N,J}$ (possibly depending on $h(n, N, J)$) such that $\xi_{N,J} \rightarrow \infty$ in probability and

$$\xi_{N,J} < h(n, N, J)(p_{\min}/p_{\max})(K^* + 1)^{-1} \text{ and } \xi_{N,J} \leq (h(n, N, J))^{-1}(N \vee J)^{-1} p_{\min} \sigma_{K^*+1}^2(M^*). \quad (38)$$

Also, note that $u(n, N, J, K) = v(n, N, J, K) - v(n, N, J, K - 1) = (N \vee J)h(n, N, J)$. It is not hard to verify (38) implies (11), and, thus Theorem 4 applies.

We proceed to the proof of the ‘in particular’ part. Note that by definition $E(n) = n^*$ and $Var(n) = \sum_i \sum_j p_{ij}(1 - p_{ij}) \leq \sum_i \sum_j p_{ij} = n^*$, which implies $\lim_{N,J \rightarrow \infty} \Pr(n > 2n^* \text{ or } n < n^*/2) = 0$ and further implies

$$\lim_{N,J \rightarrow \infty} \Pr(n/(N \vee J) \geq 2n^*/(N \vee J) \text{ or } n/(N \vee J) \leq n^*/\{2(N \vee J)\}) = 0.$$

Note that in this part, $h(n, N, J) = \log(n/(N \vee J))$. Also, $\log(n^*/\{2(N \vee J)\}) \rightarrow \infty$. Thus, $h(n, N, J) \rightarrow \infty$ in probability. In addition, on the event $n/(N \vee J) \leq 2n^*/(N \vee J)$, $(h(n, N, J))^{-1}(N \vee J)^{-1} \sigma_{K^*+1}^2(M^*) \geq \log(2n^*/(N \vee J))(N \vee J)^{-1} \sigma_{K^*+1}^2(M^*)$. The right-hand-side of this inequality tend to infinity under the assumptions of the Corollary. This implies $(h(n, N, J))^{-1}(N \vee J)^{-1} \sigma_{K^*+1}^2(M^*) \rightarrow \infty$ in probability. \square

B Proof of Supporting Lemmas

of Lemma 1. By definition,

$$\begin{aligned}
& \phi\{l(M, Y, \Omega) - l(M^*, Y, \Omega)\} \\
&= \sum_{ij} \omega_{ij} \{y_{ij} m_{ij} - b(m_{ij}) - y_{ij} m_{ij}^* + b(m_{ij}^*)\} \\
&= \sum_{ij} (y_{ij} - b'(m_{ij}^*)) (m_{ij} - m_{ij}^*) \omega_{ij} - \sum_{ij} \{b(m_{ij}) - b(m_{ij}^*) - b'(m_{ij}^*) (m_{ij} - m_{ij}^*)\} \omega_{ij}.
\end{aligned} \tag{39}$$

In the rest of the proof, we derive upper bounds for each term on the right-hand-side of the above display. For the first term $\sum_{ij} (y_{ij} - b'(m_{ij}^*)) (m_{ij} - m_{ij}^*) \omega_{ij}$, we write it as

$$\sum_{ij} (y_{ij} - b'(m_{ij}^*)) (m_{ij} - m_{ij}^*) \omega_{ij} = \langle Z \circ \Omega, M - M^* \rangle, \tag{40}$$

where $\langle A, B \rangle = \text{tr}(A^T B)$ denotes the matrix inner product. Recall the following inequality in linear algebra: $|\langle A, B \rangle| \leq \|A\|_2 \|B\|_* \leq \sqrt{\text{rank}(B)} \|A\|_2 \|B\|_F$ for any two matrices A and B . Applying this fact to the above display, we obtain

$$\left| \sum_{ij} (y_{ij} - b'(m_{ij}^*)) (m_{ij} - m_{ij}^*) \omega_{ij} \right| \leq \{\text{rank}(M - M^*)\}^{1/2} \|Z \circ \Omega\|_2 \|M - M^*\|_F. \tag{41}$$

Notice that $\text{rank}(M - M^*) \leq r + r^*$ for $M \in \mathcal{M}_r$. Thus, the above inequality implies

$$\left| \sum_{ij} (y_{ij} - b'(m_{ij}^*)) (m_{ij} - m_{ij}^*) \omega_{ij} \right| \leq (r + r^*)^{1/2} \|Z \circ \Omega\|_2 \|M - M^*\|_F. \tag{42}$$

We proceed to the analysis of the second term $\sum_{ij} \{b(m_{ij}) - b(m_{ij}^*) - b'(m_{ij}^*) (m_{ij} - m_{ij}^*)\} \omega_{ij}$. Note that for $M \in \mathcal{M}_r$, $|m_{ij}| \leq \|B_i\| \|G_j\| \leq C^2$. Similarly, $|m_{ij}^*| \leq C^2$. Thus, for any $\tilde{m}_{ij} = t m_{ij}^* + (1-t) m_{ij}$ and $t \in (0, 1)$, $|\tilde{m}_{ij}| \leq C^2$. Recall the definition of $\delta_{C^2} = \inf_{|x| \leq C^2} b''(x)$.

Then, $\frac{1}{2}b''(\tilde{m}_{ij}) \geq \delta_{C^2}$. This implies

$$\begin{aligned}
& \sum_{ij} \{b(m_{ij}) - b(m_{ij}^*) - b'(m_{ij}^*)(m_{ij} - m_{ij}^*)\} \omega_{ij} \\
&= \sum_{ij} \frac{1}{2} b''(\tilde{m}_{ij}) (m_{ij} - m_{ij}^*)^2 \omega_{ij} \\
&\geq \delta_{C^2} \sum_{ij} (m_{ij} - m_{ij}^*)^2 \omega_{ij}.
\end{aligned} \tag{43}$$

Note that

$$\begin{aligned}
& \sum_{ij} (m_{ij} - m_{ij}^*)^2 \omega_{ij} \\
&= \sum_{ij} (m_{ij} - m_{ij}^*)^2 (\omega_{ij} - p_{ij}) + \sum_{ij} p_{ij} (m_{ij} - m_{ij}^*)^2 \\
&\geq \langle (M - M^*) \circ (M - M^*), Q \rangle + p_{\min} \|M - M^*\|_F^2 \\
&\geq - \|(M - M^*) \circ (M - M^*)\|_* \|Q\|_2 + p_{\min} \|M - M^*\|_F^2.
\end{aligned} \tag{44}$$

where we define $Q = \Omega - P$ and $P = (p_{ij})_{1 \leq i \leq N, 1 \leq j \leq J}$. The next lemma is helpful for bounding matrix norms involving Hadamard products, whose proof is given later this section.

Lemma 7. For $M \in \mathcal{M}_r$, $\|(M - M^*) \circ (M - M^*)\|_* \leq 2C^2(r + r^*)^{1/2} \|M - M^*\|_F$.

Remark 9. The proof of Lemma 7 utilizes the property that $m_{ij} = B_i^T G_j$ with $\|B_i\|, \|G_j\| \leq C$ and combine it with a result in Horn (1995). This improves the estimate in Chen et al. (2020) where $|m_{ij}| \leq C^2$ is directly used to derive an upper bound $2C^2(r + r^*) \|M - M^*\|_F$. Comparing with this bound, the above lemma provide a sharper bound in the order of $r + r^*$.

Applying Lemma 7 to (44) and combine it with (43), we obtain

$$\begin{aligned}
& \sum_{ij} \{b(m_{ij}) - b(m_{ij}^*) - b'(m_{ij}^*)(m_{ij} - m_{ij}^*)\} \omega_{ij} \\
&\geq \delta_{C^2} \{p_{\min} \|M - M^*\|_F^2 - 2C^2(r + r^*)^{1/2} \|M - M^*\|_F \|Q\|_2\}.
\end{aligned} \tag{45}$$

We complete the proof by combining the above display with (39) and (42). \square

of Lemma 7. Let $\tilde{B}_i = (B_i^T, -(B_i^*)^T)^T$ and $\tilde{G}_j = (G_j^T, -(G_j^*)^T)^T$. Then, $\tilde{B}_i, \tilde{G}_j \in \mathbb{R}^{r+r^*}$, $\|\tilde{B}_i\|, \|\tilde{G}_j\| \leq \sqrt{2}C$, and $m_{ij} - m_{ij}^* = \tilde{B}_i^T \tilde{G}_j$ for all i, j .

On the other hand, Theorem 2 in Horn (1995) states that, for any $m \times n$ matrices $A = (a_{ij}), B = (b_{ij})$, if $a_{ij} = g_j^T f_i$ for vectors g_j and f_i s. Then,

$$\sum_{i=1}^k \sigma_i(A \circ B) \leq \sum_{i=1}^k \|f_{[i]}\| \|g_{[i]}\| \sigma_i(B) \text{ for } k = 1, \dots, m \wedge n, \quad (46)$$

where $\sigma_i(\cdot)$ denotes the i th largest singular value of a matrix, $\|f_{[1]}\| \geq \|f_{[2]}\| \geq \dots \geq \|f_{[m]}\|$ and $\|g_{[1]}\| \geq \dots \geq \|g_{[n]}\|$ denote the order statistics of $\{\|f_i\|\}_{i=1}^m$ and $\{\|g_j\|\}_{j=1}^n$. Now, we let $k = N \wedge J$, $A = M - M^*$, $B = A$, $f_i = \tilde{B}_i$, $g_j = \tilde{G}_j$ in the above result and note that $\|f_{[i]}\|, \|g_{[j]}\| \leq \sqrt{2}C$ in this case, we obtain

$$\sum_{i=1}^{N \wedge J} \sigma_i((M - M^*) \circ (M - M^*)) \leq \sum_{i=1}^{N \wedge J} 2C^2 \sigma_i(M - M^*) = 2C^2 \|M - M^*\|_*. \quad (47)$$

Noting the left-hand side of the above display equals $\|(M - M^*) \circ (M - M^*)\|_*$. Thus,

$$\|(M - M^*) \circ (M - M^*)\|_* \leq 2C^2 \|M - M^*\|_* \leq 2C^2 (r + r^*)^{1/2} \|M - M^*\|_F. \quad (48)$$

\square

The proofs of Lemmas 2 and 3 are based on the next lemma that provides an upper tail bound for the spectral norm of a large class of random matrices. Its proof mainly combines standard symmetrization and truncation arguments with a recent result by Bandeira and Van Handel (2016) on the spectral norm of symmetric random matrices with independent, centered and symmetric entries.

Lemma 8. *Let $X = (x_{ij})_{1 \leq i \leq N, 1 \leq j \leq J}$ be an $N \times J$ matrix with $E(x_{ij}) = 0$ and $E(x_{ij}^2) < \infty$.*

Then, there is a universal constant $c > 0$ such that for all $t, \lambda \geq 0$

$$\Pr \left(\|X\|_2 \geq 4(\sigma_1 \vee \sigma_2) + t \right) \leq (N + J)e^{-t^2/(c\lambda^2)} + \sum_{i=1}^N \sum_{j=1}^J \Pr(|x_{ij} - x'_{ij}| > \lambda), \quad (49)$$

where we define $\sigma_1 = \max_{1 \leq i \leq N} \{\sum_{j=1}^J E(x_{ij}^2)\}^{1/2}$, $\sigma_2 = \max_{1 \leq j \leq J} \{\sum_{i=1}^N E(x_{ij}^2)\}^{1/2}$, and x'_{ij} is an independent copy of x_{ij} .

of Lemma 8. Let $X' = (x'_{ij})$ which is an independent copy of X and let $\tilde{X} = (\tilde{x}_{ij}) = X - X'$.

Then, \tilde{x}_{ij} s have symmetric distribution and are independent. Let $Z = (z_{ij}) = \begin{pmatrix} 0 & \tilde{X} \\ \tilde{X}^T & 0 \end{pmatrix}$.

Z is a symmetric $(N + J) \times (N + J)$ random matrix whose entries are independent and symmetric random variables. Define a random matrix $Z(\lambda)$ as the truncated Z ,

$$Z(\lambda) = (z_{ij}(\lambda))_{1 \leq i \leq N, 1 \leq j \leq J} = (z_{ij}I(|z_{ij}| \leq \lambda))_{1 \leq i \leq N, 1 \leq j \leq J}. \quad (50)$$

Then, entries of $Z(\lambda)$ are independent, symmetric random variables and are bounded by λ . Apply Corollary 3.12 in Bandeira and Van Handel (2016) to $Z(\lambda)$, then there exists a universal constant $c > 0$ such that

$$\Pr \left(\|Z(\lambda)\|_2 \geq 2^{3/2} \max_{1 \leq i \leq (N+J)} \left[\sum_{j=1}^{N+J} E\{z_{ij}^2(\lambda)\} \right]^{1/2} + t \right) \leq (N + J)e^{-t^2/(c\lambda^2)} \quad (51)$$

Note that

$$\begin{aligned} \max_{1 \leq i \leq (N+J)} \left[\sum_{j=1}^{N+J} E\{z_{ij}^2(\lambda)\} \right]^{1/2} &\leq \max_{1 \leq i \leq (N+J)} \left\{ \sum_{j=1}^{N+J} E(z_{ij}^2) \right\}^{1/2} \\ &= \max \left[\max_{1 \leq i \leq N} \left\{ \sum_{j=1}^J E(\tilde{x}_{ij}^2) \right\}^{1/2}, \max_{1 \leq j \leq J} \left\{ \sum_{i=1}^N E(\tilde{x}_{ij}^2) \right\}^{1/2} \right] \\ &= \sqrt{2}(\sigma_1 \vee \sigma_2). \end{aligned} \quad (52)$$

Thus,

$$\Pr\left(\|Z(\lambda)\|_2 \geq 4(\sigma_1 \vee \sigma_2) + t\right) \leq (N + J)e^{-t^2/(c\lambda^2)}. \quad (53)$$

On the other hand,

$$\Pr\left(\|Z\|_2 \geq 4(\sigma_1 \vee \sigma_2) + t\right) \leq \Pr\left(\|Z(\lambda)\|_2 \geq 4(\sigma_1 \vee \sigma_2) + t\right) + \Pr\left(\max_{1 \leq i, j \leq N+J} |z_{ij}| > \lambda\right). \quad (54)$$

The above two inequalities together imply

$$\Pr\left(\|Z\|_2 \geq 4(\sigma_1 \vee \sigma_2) + t\right) \leq (N + J)e^{-t^2/(c\lambda^2)} + \Pr\left(\max_{1 \leq i, j \leq N+J} |z_{ij}| > \lambda\right). \quad (55)$$

Note that $\|Z\|_2 = \|\tilde{X}\|_2$ and $\max_{1 \leq i, j \leq N+J} |z_{ij}| = \max_{1 \leq i \leq N, 1 \leq j \leq J} |\tilde{x}_{ij}|$. From the above inequality, we obtain

$$\Pr\left(\|\tilde{X}\|_2 \geq 4(\sigma_1 \vee \sigma_2) + t\right) \leq (N + J)e^{-t^2/(c\lambda^2)} + \Pr\left(\max_{1 \leq i \leq N, 1 \leq j \leq J} |\tilde{x}_{ij}| > \lambda\right). \quad (56)$$

With a union bound, we further get

$$\Pr(\|\tilde{X}\|_2 \geq 4(\sigma_1 \vee \sigma_2) + t) \leq (N + J)e^{-t^2/(c\lambda^2)} + \sum_{1 \leq i \leq N, 1 \leq j \leq J} \Pr(|\tilde{x}_{ij}| > \lambda). \quad (57)$$

Recall $\tilde{X} = X - X'$ and the function $I(\|X - X'\|_2 \geq 4(\sigma_1 \vee \sigma_2) + t)$ is convex in X' . Thus, by Jensen's inequality,

$$\Pr(\|X\|_2 \geq 4(\sigma_1 \vee \sigma_2) + t) \leq \Pr(\|X - X'\|_2 \geq 4(\sigma_1 \vee \sigma_2) + t) = \Pr(\|\tilde{X}\|_2 \geq 4(\sigma_1 \vee \sigma_2) + t). \quad (58)$$

This, together with (57) completes the proof. \square

of Lemma 2. Let ω'_{ij} be an independent copy of ω_{ij} , then $|\omega'_{ij} - p_{ij} - (\omega_{ij} - p_{ij})| \leq 1$. In addition, $E(\omega_{ij} - p_{ij})^2 = p_{ij}(1 - p_{ij}) \leq p_{ij}$. Thus, $\max_i \{\sum_j E(\omega_{ij} - p_{ij})^2\}^{1/2} \leq \max_i (\sum_j p_{ij})^{1/2} =$

$(\max_i n_i^*)^{1/2}$ and $\max_j \{\sum_i E(\omega_{ij} - p_{ij})^2\}^{1/2} \leq (\max_j n_j^*)^{1/2}$.

Choose $\lambda = 1$ and apply Lemma 8 to $\Omega - P$, we obtain that for all $t \geq 0$,

$$\Pr(\|\Omega - P\|_2 \geq 4(\max_i n_i^* \vee \max_j n_j^*)^{1/2} + t) \leq (N + J)e^{-t^2/c}. \quad (59)$$

Let $t = (2c \log(N + J))^{1/2}$ in the above inequality, we obtain

$$\Pr(\|\Omega - P\|_2 \geq 4(\max_i n_i^* \vee \max_j n_j^*)^{1/2} + (2c \log(N + J))^{1/2}) \leq (N + J)^{-1}. \quad (60)$$

We complete the proof by noting that $(2c)^{1/2}$ is still a universal constant. \square

of Lemma 3. Apply Lemma 8 to $V \circ \Omega$, we obtain that for all $t, \lambda \geq 0$,

$$\Pr(\|V \circ \Omega\|_2 \geq 4(\sigma_1 \vee \sigma_2) + t) \leq (N + J)e^{-t^2/(c\lambda^2)} + \sum_{ij} \Pr(|v_{ij}\omega_{ij} - v'_{ij}\omega'_{ij}| \geq \lambda), \quad (61)$$

where (v'_{ij}, ω'_{ij}) is an independent copy of (v_{ij}, ω_{ij}) , $\sigma_1 = \max_i \{\sum_j E(v_{ij}^2 \omega_{ij}^2)\}^{1/2}$ and $\sigma_2 = \max_j \{\sum_i E(v_{ij}^2 \omega_{ij}^2)\}^{1/2}$. We proceed to a detailed analysis of σ_1, σ_2 and the probability $\Pr(|v_{ij}\omega_{ij} - v'_{ij}\omega'_{ij}| \geq \lambda)$. First, a direct calculation gives

$$\sigma_1 = \max_i \left\{ \sum_j p_{ij} E(v_{ij}^2) \right\}^{1/2} \leq (\max_i n_i^*)^{1/2} \max_{ij} \{E(v_{ij}^2)\}^{1/2}. \quad (62)$$

Similarly, $\sigma_2 \leq (\max_j n_j^*)^{1/2} \max_{ij} \{E(v_{ij}^2)\}^{1/2}$. Now we find an upper bound of $\Pr(|v_{ij}\omega_{ij} - v'_{ij}\omega'_{ij}| \geq \lambda)$. Note that

$$\begin{aligned} & \Pr(|v_{ij}\omega_{ij} - v'_{ij}\omega'_{ij}| \geq \lambda) \\ &= p_{ij}^2 \Pr(|v_{ij} - v'_{ij}| \geq \lambda) + 2p_{ij}(1 - p_{ij}) \Pr(|v_{ij}| \geq \lambda) \\ &\leq 3p_{ij} \Pr(|v_{ij} - v'_{ij}| \geq \lambda) \vee \Pr(|v_{ij}| \geq \lambda). \end{aligned} \quad (63)$$

For $\Pr(|v_{ij}| \geq \lambda)$, we use a tail bound for sub-exponential variables

$$\Pr(|v_{ij}| \geq \lambda) \leq 2e^{-\lambda^2/(2\nu^2)} \vee e^{-\lambda/(2\alpha)}. \quad (64)$$

Similarly, noting that $v_{ij} - v'_{ij}$ is also sub-exponential with parameters $2\nu^2, \alpha$, we have

$$\Pr(|v_{ij} - v'_{ij}| \geq \lambda) \leq 2e^{-\lambda^2/(4\nu^2)} \vee e^{-\lambda/(2\alpha)}. \quad (65)$$

Combining the above two inequalities with (63), we have

$$\Pr(|v_{ij}\omega_{ij} - v'_{ij}\omega'_{ij}| \geq \lambda) \leq 6p_{ij}e^{-\lambda^2/(4\nu^2)} \vee e^{-\lambda/(2\alpha)}. \quad (66)$$

Combining the above inequality with (61), we arrive at

$$\begin{aligned} & \Pr(\|V \circ \Omega\|_2 \geq 4 \max_{ij} \{E(v_{ij}^2)\}^{1/2} (\max_i n_i^*)^{1/2} \vee (\max_j n_{\cdot j}^*)^{1/2} + t) \\ & \leq (N + J)e^{-t^2/(c\lambda^2)} + 6e^{-\lambda^2/(4\nu^2)} \vee e^{-\lambda/(2\alpha)} n^*. \end{aligned} \quad (67)$$

Let $\lambda = 4(\alpha \vee \nu) \log n^*$. It is not hard to verify that $6e^{-\lambda^2/(4\nu^2)} \vee e^{-\lambda/(2\alpha)} n^* \leq (n^*)^{-1}$ for $n^* \geq 6$. Let $t = \lambda\{2c \log(N + J)\}^{1/2}$, we obtain $(N + J)e^{-t^2/(c\lambda^2)} \leq (N + J)^{-1}$. Combining the above inequalities with (67), we obtain that with probability at least $1 - (N + J)^{-1} - (n^*)^{-1}$,

$$\begin{aligned} & \|V \circ \Omega\|_2 \\ & \leq 4 \max_{ij} \{E(v_{ij}^2)\}^{1/2} (\max_i n_i^*)^{1/2} \vee (\max_j n_{\cdot j}^*)^{1/2} + 4\sqrt{2}c^{1/2}(\alpha \vee \nu) \log n^* \log^{1/2}(N + J). \end{aligned} \quad (68)$$

This completes the proof of inequality (14) (note that $4\sqrt{2}c^{1/2}$ is also a universal constant).

We proceed to prove the ‘in particular’ part of the lemma. For each $z_{ij} = y_{ij} - b'(m_{ij}^*)$, its second moment is $E(z_{ij}^2) = \phi b''(m_{ij}^*) \leq \phi \kappa_2 C^2$. In addition, its moment generating function is $E(e^{\lambda z_{ij}}) = \exp[\phi^{-1}\{b(m_{ij}^* + \lambda\phi) - b(m_{ij}^*)\} - \lambda b'(m_{ij}^*)] = \exp\{\phi b''(m_{ij}^* + \tilde{\lambda}\phi)\lambda^2/2\}$ for some $|\tilde{\lambda}| \leq |\lambda|$. Since $|m_{ij}^*| \leq C^2$ by assumption, we can see that for $|\lambda| \leq C^2/\phi$, $|m_{ij}^* + \tilde{\lambda}\phi| \leq 2C^2$

and thus $E(e^{\lambda z_{ij}}) \leq \exp\{\kappa_2 C^2 \phi \lambda^2 / 2\}$ for all $|\lambda| \leq C^2 / \phi$. This implies that z_{ij} is sub-exponential with the parameters $\nu^2 = \phi \kappa_2 C^2$ and $\alpha = \phi / C^2$. We complete the proof by applying (14) with the above parameters for Z . \square

of Lemma 4. For each $K^* + 1 \leq K \leq K_{\max}$, we first derive an upper bound for $\phi\{l(\hat{M}^{(K)}, Y, \Omega) - l(\hat{M}^{(K^*)}, Y, \Omega)\} - (v(n, N, J, K) - v(n, N, J, K^*))$. According to Lemma 1,

$$\begin{aligned} & \phi\{l(\hat{M}^{(K)}, Y, \Omega) - l(M^*, Y, \Omega)\} \\ & \leq (K + K^* + 2)^{1/2} (\|Z \circ \Omega\|_2 + 2\delta_{C^2} C^2 \|Q\|_2) \|\hat{M}^{(K)} - M^*\|_F \\ & \leq 2K^{1/2} (\|Z \circ \Omega\|_2 + 2\delta_{C^2} C^2 \|Q\|_2) \|\hat{M}^{(K)} - M^*\|_F. \end{aligned} \quad (69)$$

Combining this with (16) gives

$$\phi\{l(\hat{M}^{(K)}, Y, \Omega) - l(M^*, Y, \Omega)\} \leq 4p_{\min}^{-1} K \{\|Z \circ \Omega\|_2 + 2\delta_{C^2} C^2 \|Q\|_2\}^2 = KR. \quad (70)$$

Thus, the penalized log-likelihood satisfies

$$\begin{aligned} & \max_{K^* + 1 \leq K \leq K_{\max}} \left[-2l(\hat{M}^{(K)}, Y, \Omega) + v(n, N, J, K) - \{-2l(M^*, Y, \Omega) + v(n, N, J, K^*)\} \right] \\ & \geq \max_{K^* + 1 \leq K \leq K_{\max}} \left[-2\phi^{-1}KR + \sum_{l=K^*+1}^K u(n, N, J, l) \right] \end{aligned} \quad (71)$$

It is easy to see that, if the events $u(n, N, J, K^* + 1) > 2\phi^{-1}(K^* + 1)R$ and $u(n, N, J, l) > 2\phi^{-1}R$ happen at the same time for all $K^* + 2 \leq l \leq K_{\max}$, then the right-hand side of the

above inequality is strictly greater than zero. Thus,

$$\begin{aligned}
& \Pr\left(\hat{K} \leq K^*\right) \\
& \geq \Pr\left(\max_{K^*+1 \leq K \leq K_{\max}} \left[-2l(\hat{M}^{(K)}, Y, \Omega) + v(n, N, J, K) - \{-2l(M^*, Y, \Omega) + v(n, N, J, K^*)\}\right] > 0\right) \\
& \geq \Pr\left(u(n, N, J, K^* + 1) > 2\phi^{-1}(K^* + 1)R, \text{ and } \inf_{K^*+2 \leq l \leq K_{\max}} u(n, N, J, K) > 2\phi^{-1}R\right).
\end{aligned} \tag{72}$$

We complete the proof by noting the right-hand side of the above inequality tend to one under the assumptions of the lemma. \square

The proof of Lemma 5 requires the next lemma.

Lemma 9. *If $4(\delta_{C^2} p_{\min})^{-1} K^* R \leq \sigma_{K^*+1}^2(M^*)$, then*

$$\phi\{l(\hat{M}^{(K)}, Y, \Omega) - l(\hat{M}^{(K^*)}, Y, \Omega)\} \leq -\frac{1}{2}\delta_{C^2} p_{\min} \left\{ \sum_{l=K+2}^{K^*+1} \sigma_l^2(M^*) \right\} \tag{73}$$

for $0 \leq K \leq K^* - 1$.

of Lemma 9. First, according to Lemma 1, $\hat{M}^{(K)} \in \mathcal{M}_{K+1}$ and $K + 1 \leq K^*$, we have

$$\begin{aligned}
& \phi\{l(\hat{M}^{(K)}, Y, \Omega) - l(M^*, Y, \Omega)\} \\
& \leq (K + K^* + 2)^{1/2} \left\{ \|Z \circ \Omega\|_2 + 2\delta_{C^2} C^2 \|Q\|_2 \right\} \|\hat{M}^{(K)} - M^*\|_F - \delta_{C^2} p_{\min} \|\hat{M}^{(K)} - M^*\|_F^2 \\
& \leq \sup_{M \in \mathcal{M}_{K+1}} \left[2(K^*)^{1/2} \left\{ \|Z \circ \Omega\|_2 + 2\delta_{C^2} C^2 \|Q\|_2 \right\} \|M - M^*\|_F - \delta_{C^2} p_{\min} \|M - M^*\|_F^2 \right].
\end{aligned} \tag{74}$$

Note that the expression inside ‘sup’ is a quadratic function in $\|M - M^*\|_F$. Let $d(M^*, \mathcal{M}_{K+1}) = \inf_{M \in \mathcal{M}_{K+1}} \|M - M^*\|_F$. From properties of a quadratic function, if $d(M^*, \mathcal{M}_{K+1}) \geq 2(\delta_{C^2} p_{\min})^{-1}$.

$$2(K^*)^{1/2}\{\|Z \circ \Omega\|_2 + 2\delta_{C^2}C^2\|Q\|_2\}$$

$$\begin{aligned} & \phi\{l(\hat{M}^{(K)}, Y, \Omega) - l(M^*, Y, \Omega)\} \\ & \leq (2K^*)^{1/2}\{\|Z \circ \Omega\|_2 + 2\delta_{C^2}C^2\|Q\|_2\}d(M^*, \mathcal{M}_{K+1}) - \delta_{C^2}p_{\min}d^2(M^*, \mathcal{M}_{K+1}) \\ & \leq -\frac{1}{2}\delta_{C^2}p_{\min}d^2(M^*, \mathcal{M}_{K+1}). \end{aligned} \quad (75)$$

Note that $\phi\{l(\hat{M}^{(K^*)}, Y, \Omega) - l(M^*, Y, \Omega)\} \geq 0$. Thus, the above inequality implies that on the event $d(M^*, \mathcal{M}_K) \geq 4(\delta_{C^2}p_{\min})^{-1}(K^*)^{1/2}\{\|Z \circ \Omega\|_2 + 2\delta_{C^2}C^2\|Q\|_2\}$,

$$\phi\{l(\hat{M}^{(K)}, Y, \Omega) - l(\hat{M}^{(K^*)}, Y, \Omega)\} \leq -\frac{1}{2}\delta_{C^2}p_{\min}d^2(M^*, \mathcal{M}_K). \quad (76)$$

Now we proceed to a lower bound for $d(M^*, \mathcal{M}_{K+1})$. Recall the well-known fact that

$\inf_{M \text{ has a rank } K+1} \|M^* - M\|_F^2 = \sum_{l=K+2}^{K^*+1} \sigma_l^2(M^*)$ where $\sigma_1(M^*) \geq \dots \geq \sigma_{K^*+1}(M^*)$ denotes the non-zero singular values of M^* . Thus, $d(M^*, \mathcal{M}_{K+1}) \geq \{\sum_{l=K+2}^{K^*+1} \sigma_l^2(M^*)\}^{1/2} \geq \sigma_{K^*+1}(M^*)$.

Combine this with (76), we have

$$\phi\{l(\hat{M}^{(K)}, Y, \Omega) - l(\hat{M}^{(K^*)}, Y, \Omega)\} \leq -\frac{1}{2}\delta_{C^2}p_{\min}\left\{\sum_{l=K+2}^{K^*+1} \sigma_l^2(M^*)\right\}, \quad (77)$$

if $4(\delta_{C^2}p_{\min})^{-1}(K^*)^{1/2}\{\|Z \circ \Omega\|_2 + 2\delta_{C^2}C^2\|Q\|_2\} \leq \sigma_{K^*+1}(M^*)$ and $K \leq K^* - 1$. We complete the proof by noting that $4(\delta_{C^2}p_{\min})^{-1}(K^*)^{1/2}\{\|Z \circ \Omega\|_2 + 2\delta_{C^2}C^2\|Q\|_2\} \leq \sigma_{K^*+1}(M^*)$ is equivalent to $4(\delta_{C^2}p_{\min})^{-1}K^*R \leq \sigma_{K^*+1}^2(M^*)$. \square

of Lemma 5. According to Lemma 9, for each $0 \leq K \leq K^* - 1$,

$$\begin{aligned} & -2l(\hat{M}^{(K)}, Y, \Omega) + v(n, N, J, K) - \{-2l(\hat{M}^{(K^*)}, Y, \Omega) + v(n, N, J, K^*)\} \\ & \geq \phi^{-1}\delta_{C^2}p_{\min}\left\{\sum_{l=K+2}^{K^*+1} \sigma_l^2(M^*)\right\} - \sum_{l=K+1}^{K^*} u(n, N, J, l), \end{aligned} \quad (78)$$

if $4(\delta_{C^2}p_{\min})^{-1}K^*R \leq \sigma_{K^*}^2(M^*)$. Clearly, right-hand-side of the above inequality is strictly

greater than zero if $u(n, N, J, l) < \phi^{-1} \delta_{C^2} p_{\min} \sigma_{l+1}^2(M^*)$ for all $1 \leq l \leq K^*$. Thus,

$$\begin{aligned}
& \Pr(\hat{K} \geq K^*) \\
& \geq \Pr\left(\max_{1 \leq K \leq K^*} [-2l(\hat{M}^{(K)}, Y, \Omega) + v(n, N, J, K) - \{-2l(\hat{M}^{(K^*)}, Y, \Omega) + v(n, N, J, K^*)\}] > 0\right) \\
& \geq \Pr\left(4(\delta_{C^2} p_{\min})^{-1} K^* R \leq \sigma_{K^*+1}^2(M^*) \text{ and } u(n, N, J, K) < \phi^{-1} \delta_{C^2} p_{\min} \sigma_{K+1}^2(M^*) \text{ for all } 1 \leq K \leq K^*\right)
\end{aligned} \tag{79}$$

The right-hand-side of the above inequality tend to one under the assumptions of the Lemma.

This completes the proof. \square

of Lemma 6. According to Lemma 3, there is a universal constant c such that with probability least $1 - (N + J)^{-1} - (n^*)^{-1}$,

$$\|Z \circ \Omega\|_2 \leq 4(\phi \kappa_{2C^2})^{1/2} (\max_i n_{i.}^*)^{1/2} \vee (\max_j n_{.j}^*)^{1/2} + c\{(\phi/C^2) \vee (\phi \kappa_{2C^2})^{1/2}\} \log n^* \log^{1/2}(N + J). \tag{80}$$

Under the asymptotic regime (10), we have $4(\phi \kappa_{2C^2})^{1/2} = O(1)$, $\max_i n_{i.}^* = O(p_{\max} J)$, $\max_j n_{.j}^* = O(p_{\max} N)$, $c\{(\phi/C^2) \vee (\phi \kappa_{2C^2})^{1/2}\} = O(1)$, and $\log n^* \log^{1/2}(N + J) = O((N \wedge J)^{-1/2} (n^*)^{1/2}) = O(\{p_{\max}(N \vee J)\}^{1/2})$. Thus, the right-hand-side of (80) is of the order $O(\{p_{\max}(N \vee J)\}^{1/2})$ and

$$\|Z \circ \Omega\|_2 = O_p(\{p_{\max}(N \vee J)\}^{1/2}) \tag{81}$$

as $N, J \rightarrow \infty$. Similarly, according to Lemma 2,

$$\|Q\|_2 \leq 4(\max_i n_{i.}^*)^{1/2} \vee (\max_j n_{.j}^*)^{1/2} + c \log^{1/2}(N + J) \tag{82}$$

with probability at least $1 - (N + J)^{-1}$. Under the the asymptotic regime (10), the right-

hand-side of the above inequality is of the order $O(\{p_{\max}(N \vee J)\}^{1/2})$, and thus

$$\|Q\|_2 = O_p(\{p_{\max}(N \vee J)\}^{1/2}). \quad (83)$$

We complete the proof by combining (81), (83), and the definition of R . \square

C Proof of Proposition 1

Without loss of generality, assume $J \geq N$, N/K^* is an integer, and $\phi = 1$. The proof can be easily extended to the other cases.

To prove the lower bound for the minimax risk, we use a local Fano's method, which is a standard tool for proving lower error bounds (Tsybakov, 2008). Throughout the proof we use the notation $F = (F_1, \dots, F_N)^T$, $d = (d_1, \dots, d_J)^T$ and $A = (A_1, \dots, A_J)^T$.

We start with constructing a local packing of as follows. First, let $F^{(0)} = C(I_{K^*}, \dots, I_{K^*})^T$. Note that here we used the assumption that N/K^* is an integer. Also, let $d^{(0)} = (0, \dots, 0)^T$. Next, according to the (Gilbert-Varshamov bound) (Gilbert, 1952), there exists a set $\mathcal{B} = \{B^{(l)} : l = 1, \dots, L\} \subset \{1, -1\}^{J \times K^*}$ satisfying $L \geq \exp(JK^*/8)$ and

$$\sum_{j=1}^J \sum_{k=1}^{K^*} I(b_{jk} \neq b'_{jk}) \geq JK^*/4 \quad (84)$$

for any $B, B' \in \mathcal{B}$ and $B \neq B'$. Then, we construct a set $\mathcal{A} = \{A = \gamma B : B \in \mathcal{B}\}$ for some γ specified in the sequel. Now define

$$\begin{aligned} \mathcal{M}^* &= \{M = (m_{ij}) : m_{ij} = d_j + F_i^T A_j \text{ for all } i \text{ and } j \text{ where } d = d^{(0)}, F = F^{(0)} \text{ and } A \in \mathcal{A}\} \\ &= \{M = F^{(0)} A^T : A \in \mathcal{A}\} \end{aligned} \quad (85)$$

The set \mathcal{M}^* defined above has the following properties.

(a) $|\mathcal{M}^*| = L \geq \exp(JK^*/8)$.

(b) The Kullback-Leibler divergence $\max_{M, M' \in \mathcal{M}^*} KL(P_M \| P_{M'}) \leq \kappa n^* \gamma^2$ for some constant κ , where P_M denotes the probability measure for $(Y_{ij}, \omega_{ij})_{1 \leq i \leq N, 1 \leq j \leq J}$ when the true parameter is M .

(c) $\|M - M'\|_F^2 \geq C^2 NJ \gamma^2$ for $M, M' \in \mathcal{M}^*$ and $M \neq M'$.

Property (a) holds obviously. Property (b) holds because of the following inequalities

$$\begin{aligned}
KL(P_M \| P_{M'}) &= \sum_i \sum_j p_{ij} \{b'(m_{ij})(m_{ij} - m'_{ij}) - (b(m_{ij}) - b(m'_{ij}))\} \\
&\leq p_{\max} \sum_i \sum_j \{b'(m_{ij})(m_{ij} - m'_{ij}) - (b(m_{ij}) - b(m'_{ij}))\} \\
&\leq \kappa n^* / (NJ) \|M - M'\|_F^2 \\
&= \kappa C^2 n^* / (NJ) \cdot (N/K^*) \sum_j \sum_k (a_{jk} - a'_{jk})^2,
\end{aligned} \tag{86}$$

where we used the construction $M = F^{(0)} A^T$ in the last equation. Note that $|a_{jk}| = |\gamma b_{jk}| = \gamma$ for $A \in \mathcal{A}$. Thus, $(a_{jk} - a'_{jk})^2 \leq 4\gamma^2$, which leads to property (b) of the set \mathcal{M}^* for a possibly different κ . Property (c) holds for the following reasons. By construction, for $M, M' \in \mathcal{M}^*$ and $M \neq M'$

$$\begin{aligned}
\|M - M'\|_F^2 &= C^2 N / K^* \cdot \sum_j \sum_k (a_{jk} - a'_{jk})^2 \\
&= C^2 (N/K^*) \gamma^2 \sum_j \sum_k (b_{jk} - b'_{jk})^2 \\
&= C^2 (N/K^*) \gamma^2 \cdot 4 \sum_j \sum_k I(b_{jk} \neq b'_{jk}) \\
&\geq C^2 (N/K^*) \gamma^2 JK^*,
\end{aligned} \tag{87}$$

where the last inequality is due to (84). Thus, property (c) holds.

Now, for an arbitrary estimator \bar{M} , define a new estimator $\tilde{M} = \arg \min_{W \in \mathcal{M}^*} \|W - \bar{M}\|_F$.

It is easy to see that for $M \in \mathcal{M}^*$, $\|\tilde{M} - M\|_F \leq 2\|\bar{M} - M\|_F$. By a version of Fano's inequality, we have

$$\max_{M^* \in \mathcal{M}^*} P_{M^*} \left(\tilde{M} \neq M^* \right) \geq 1 - \frac{\kappa n^* \gamma^2 + 1}{\log |\mathcal{M}^*|} \geq 1 - \frac{\kappa n^* \gamma^2 + 1}{JK/8}. \quad (88)$$

Choose $\gamma = \kappa^{-1}(JK/n^*)^{1/2}$ for a possibly different κ , then for $JK \geq 64$, we have

$$\max_{M^* \in \mathcal{W}_M} P_{M^*} \left(\tilde{M} \neq M^* \right) \geq \frac{1}{2}. \quad (89)$$

Furthermore, we have

$$\begin{aligned} & \max_{M^* \in \mathcal{M}^*} P_{M^*} \left(\|\bar{M} - M^*\|_F \geq (1/2) \cdot C(NJ)^{1/2} \gamma \right) \\ & \geq \max_{M^* \in \mathcal{M}^*} P_{M^*} \left(\|\tilde{M} - M^*\|_F \geq C(NJ)^{1/2} \gamma \right) \\ & \geq \max_{M^* \in \mathcal{M}^*} P_{M^*} \left(\tilde{M} \neq M^* \right) \\ & \geq \frac{1}{2}. \end{aligned} \quad (90)$$

Simplifying the term $(1/2) \cdot C(NJ)^{1/2} \gamma$, we arrive at

$$\max_{M^* \in \mathcal{M}^*} P_{M^*} \left((NJ)^{-1/2} \|\bar{M} - M^*\|_F \geq 2^{-1} \kappa^{-1} \cdot (JK/n^*)^{1/2} \right) \geq \frac{1}{2}. \quad (91)$$

Note that for $A \in \mathcal{A}$, $\|A_j\| \leq \gamma \sqrt{K^*} = \kappa^{-1}(J(K^*)^2/n^*)^{1/2}$. Thus, for a possibly larger constant κ , we have $\|A_j\| \leq C$ under the assumption $(K^*)^2(J+N) \leq n^*$. Thus, \mathcal{M}^* is a subset of the parameter space of interest. That is,

$$\mathcal{M}^* \subset \mathcal{G} := \{M = (m_{ij}) : m_{ij} = d_j + F_i^T A_j, \text{ and } (\|F_i\|^2 + 1)^{\frac{1}{2}} \leq C, ((d_j)^2 + \|A_j\|^2)^{\frac{1}{2}} \leq C, \text{ for all } i\} \quad (92)$$

This further implies

$$\max_{M^* \in \mathcal{G}} P_{M^*} \left(\frac{1}{\sqrt{NJ}} \|\bar{M} - M^*\|_F \geq 2^{-1} \kappa^{-1} \cdot (JK^*/n^*)^{1/2} \right) \geq \frac{1}{2}. \quad (93)$$

This completes our proof.

D On Optimization for Joint Likelihood

We provide some discussions on the optimization problem (3) for the constrained joint maximum likelihood estimator. The two reasons below explain why the solution given by an alternating maximization algorithm typically performs well, even though (3) is a non-convex optimization problem. First, according to the proofs of Theorems 1 through 4, Theorems 1 and 2 hold as long as the estimates satisfy

$$l_K(\hat{F}_1, \dots, \hat{F}_N, \hat{A}_1, \hat{d}_1, \dots, \hat{A}_J, \hat{d}_J) \geq l_{K^*}(F_1^*, \dots, F_N^*, A_1^*, d_1^*, \dots, A_J^*, d_J^*)$$

when $K \geq K^*$. In addition, for Theorems 3 and 4 to hold, we only need

$$l_{K^*}(\hat{F}_1, \dots, \hat{F}_N, \hat{A}_1, \hat{d}_1, \dots, \hat{A}_J, \hat{d}_J) \geq l_{K^*}(F_1^*, \dots, F_N^*, A_1^*, d_1^*, \dots, A_J^*, d_J^*). \quad (94)$$

It means that the number of factors can be consistently selected even if our estimate is not a global solution to (3) as long as (94) holds.

Second, we use good starting points when solving the optimization (3). Specifically, under the logistic factor model for binary data, a singular-value-decomposition-based algorithm is proposed by Zhang et al. (2020a) that is guaranteed to give a consistent estimator of the model parameters. Although this estimator is statistically less efficient than the joint-likelihood-based estimator (thus cannot be directly plugged into the likelihood to construct an information criterion), it can serve as a good starting point when solving the optimization (3). For other models, similar singular-value-decomposition-based algorithms can also be developed.

We also discuss the choice of constraint constant C which needs to be specified when computing the constrained joint maximum likelihood estimator. First of all, we point out

that it is standard to impose such a constraint for low-rank matrix estimation under nonlinear models. For example, in the work of Cai and Zhou (2013) on 1-bit matrix completion, it is required that the max norm (i.e., the maximum value of the absolute values of entries) of underlying low-rank matrix is smaller than a constant, which plays essentially the same role as the constant C in the current work. Second, according to our simulation study, the estimation of the model parameters and the performance of the proposed information criteria are not sensitive to the choice of C , as long as it is set to be sufficiently large. Given a specific dataset, we suggest to run the estimator under different values of C to check its sensitivity. In practice, we suggest to start with a sufficiently large C , followed by a sensitivity analysis to check whether the estimator is sensitive to the current choice of C .

E Information Criteria based on Marginal Likelihood

We provide some discussion on the behavior of the maximum marginal likelihood when both N and J grow to infinity. To simplify the discussion, we assume there is no missing value and the dispersion parameter is 1, but this discussion can be generalized to the case when there are missing data and the dispersion parameter needs to be estimated. Consider a model with K factors. The marginal likelihood approach assumes that the factors F_1, \dots, F_N are i.i.d. samples from a known distribution h . Then the marginal likelihood function takes the form

$$m_K(A, D) = \sum_{i=1}^N \log \left(\int \exp(l_i(x, A, D)) h(x) dx \right),$$

where $l_i(x, A, D) = \sum_{j=1}^J \log g(y_{ij} | A_j, d_j, x, 1)$, $A = (A_j : j = 1, \dots, J)$, $D = (d_j : j = 1, \dots, J)$, and $x \in \mathbb{R}^K$. Let (\hat{A}, \hat{D}) be the estimator based on the marginal likelihood, i.e., $(\hat{A}, \hat{D}) \in \arg \max m_K(A, D)$. Furthermore, let

$$\hat{F}_i = \arg \max_x l_i(x, \hat{A}, \hat{D}) \log(h(x)).$$

Then by the Laplace approximation (Huber et al., 2004) and under suitable regularity conditions, we should be able to establish

$$\begin{aligned}
m_K(\hat{A}, \hat{D}) &= \sum_{i=1}^N \sum_{j=1}^J \log g(y_{ij} | \hat{A}_j, \hat{d}_j, \hat{F}_i, 1) + \sum_{i=1}^N \log(h(\hat{F}_i)) \\
&+ \frac{NK}{2} \log(2\pi/J) - \frac{1}{2} \sum_{i=1}^N \log \left(\det(H(\hat{F}_i, \hat{A}, \hat{D})) \right) + R_{N,J},
\end{aligned} \tag{95}$$

where $H(\hat{F}_i, \hat{A}, \hat{D})$ is the Hessian matrix of $L_i(x) = l_i(x, \hat{A}, \hat{D})$ evaluated at \hat{F}_i and the $R_{N,J}$ term comes from the remainder term of Laplace approximation. Note that the first term in (95) is the dominant term that takes the same form as the joint likelihood, though \hat{A}_j, \hat{d}_j , and \hat{F}_i are obtained from the marginal likelihood. The remainder $R_{N,J}$ is a term with a smaller asymptotic order. Moreover, we believe that the error bound established in Theorem 1 can be extended to $\hat{M}_K = (\hat{d}_j + \hat{F}_i^T \hat{A}_j)_{N \times J}$ when $K^* \leq K \leq K_{max}$. Therefore, the development in this article will also be useful when developing marginal-likelihood-based information criteria for generalized latent factor models under a high-dimensional setting.

F Comparison with Some Related Works

As discussed in Remark 2, the error bound (5) improves several recent results on low-rank matrix estimation and completion. We now summarize the comparison in Remark 2 using Table 4 below. This comparison focuses on the error bound (5) when $K_{max} = K^*$ and data entries are binary and are uniformly missing.

We further compare the current development with Chen et al. (2019) and Chen et al. (2020) that also concern likelihood-based analysis of generalized latent factor models. We discuss the similarities and differences below.

1. Model: Chen et al. (2020) and the current work consider the same generalized latent factor model (1) and Chen et al. (2019) consider the special case for binary data as given in Example 1.

	Key setting on M	K^*	Error bound
Current	$\text{Rank}(M) \leq K^*$	Can diverge	$O_p\left[\left\{\frac{K^*(N \vee J)}{n^*}\right\}^{1/2}\right]$
Chen et al. (2020)	$\text{Rank}(M) \leq K^*$	Fixed	$O_p\left[\left\{\frac{(N \vee J)}{n^*} + \frac{NJ}{(n^*)^{3/2}}\right\}^{1/2}\right]$
Bhaskar and Javanmard (2015)	$\text{Rank}(M) \leq K^*$	Can diverge	$O_p\left[\frac{K^*(N \vee J)^{1/2}}{(n^*)^{1/2}} + \frac{(N \vee J)^3 (N \wedge J)^{1/2} (K^*)^{3/2}}{(n^*)^2}\right]$
Ni and Gu (2016)	$\text{Rank}(M) \leq K^*$	Can diverge	$O_p\left[\left\{\frac{K^*(N \vee J) \log(N+J)}{n^*}\right\}^{1/2}\right]$
Cai and Zhou (2013)	$\ M\ _* \leq \alpha \sqrt{K^* N J}$	Can diverge	$O_p\left[\left\{\frac{K^*(N \vee J)}{n^*}\right\}^{1/4}\right]$
Davenport et al. (2014)	$\ M\ _* \leq \alpha \sqrt{K^* N J}$	Can diverge	$O_p\left[\left\{\frac{K^*(N \vee J)}{n^*}\right\}^{1/4}\right]$

Table 4: Comparison with existing results on the recovery of M . Here, $\|\cdot\|_*$ denotes the matrix nuclear norm and α is a positive constant.

2. Estimation versus selection: The current work establishes results on both the estimation of generalized latent factor model and information criteria for the selection of factors. In contrast, Chen et al. (2019) and Chen et al. (2020) focus on the estimation problem.
3. Confirmatory versus exploratory setting: Chen et al. (2019) and the current work consider an exploratory factor analysis setting, for which no prior knowledge is assumed on the factor structure. Chen et al. (2020) focus on a confirmatory factor analysis setting though its results are also generally applicable under an exploratory setting.
4. Setting on missingness: The current work considers a flexible setting for the missingness of data entries that allows the entries to be non-uniformly missing. In contrast, Chen et al. (2019) and Chen et al. (2020) consider a uniformly missing setting which can be viewed as a special case of the current setting.
5. Optimality: Both the current work and Chen et al. (2020) establish minimax optimality results on the estimation of generalized latent factor models. The current optimality result, which is established under a more general setting, can be viewed as an extension of that of Chen et al. (2020). Minimax optimality is not considered in Chen et al. (2019).

In summary, the new contribution of the current paper is of twofold. First, we propose

	$N = J$						$N = 5J$					
	S1			S2			S1			S2		
Average time	M1	M2	M3	M1	M2	M3	M1	M2	M3	M1	M2	M3
$J = 100$	6	9	11	5	9	11	36	48	73	33	44	67
$J = 200$	21	25	37	17	22	36	217	195	314	201	175	296
$J = 300$	53	58	86	46	49	78	509	522	785	483	486	714
$J = 400$	106	108	161	92	97	142	966	1144	1423	869	1131	1329

Table 5: The average computation time (in seconds) for running one independent replication for each of the 48 simulation settings.

information criteria for selecting the number of factors in high-dimensional generalized latent factor models and establish conditions under which selection consistency is guaranteed. Second, we substantially extend the results on the estimation of generalized latent factor models under a general setting where the data entries can be non-uniformly missing and the number of factors can also grow to infinity.

G Additional Simulation Results

G.1 Additional Results for Simulation in Section 4.1

The average running time for one independent replication for each of the 48 simulation settings is given in Table 5, where the computation is run on a computer with an Intel(R) Xeon(R) CPU 2.30GHz. The computation code for our simulations can be found on the author’s Github page: https://github.com/yunxiaochen/JML_IC.

G.2 Simulation under Poisson Factor Model

We further provide a simulation study under the Poisson factor model as given in Example 2. Similar to the simulation study in Section 4.1, we consider the same factor strength settings S1 and S2, and the same missing data settings M1-M3. Again, we consider two relationships between N and J , including $N = J$ and $N = 5J$. We consider $J = 100, 200, 300, 400$.

Again, we let $K^* = 3$ and the true model parameters be generated the similarly as the simulation study in Section 4.1. More precisely, under the setting S1, the true parameters d_j^* , a_{j1}^* , ..., a_{j3}^* are generated by sampling independently from the uniform distribution over the interval $[-1, 1]$ and the true factor values are generated f_{i1}^* , ..., f_{i3}^* are generated by sampling independently from the uniform distribution over the interval $[-1, 1]$. Under the setting S2, f_{i3}^* is generated from the uniform distribution over the interval $[-0.4, 0.4]$ and the rest of the parameters are generated the same as those in S1. We use the proposed JIC to select K from the candidate set $\{1, 2, 3, 4, 5\}$ and the constraint constant C in (3) is set to be 3. The true model parameters satisfy this constraint. There are 48 simulation settings in total and 100 independent replications are run for each setting. Figure 3 below shows the value of $\max_{3 \leq K \leq 5} \{(NJ)^{-1/2} \|\hat{M}^{(K)} - M^*\|_F\}$ under different settings. Table 6 shows the accuracy on determining the number of factors. Finally, Table 7 gives the average average running time for one independent replication for each of the 48 simulation settings.

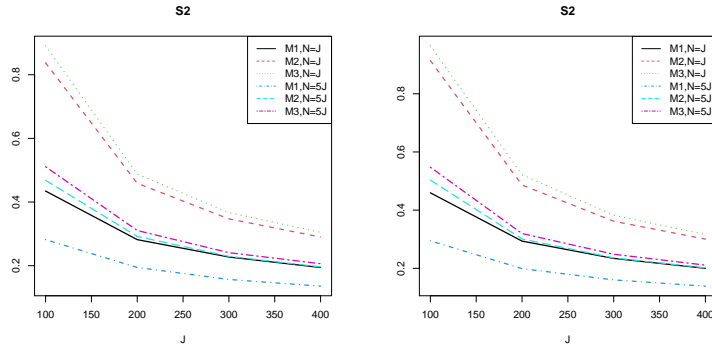


Figure 3: The loss $\max_{3 \leq K \leq 5} \{(NJ)^{-1/2} \|\hat{M}^{(K)} - M^*\|_F\}$ for the recovery of the low-rank matrix M^* , where each point is the mean loss calculated by averaging over 100 independent replications. Panels (a) and (b) show the results under the two different factor strength settings, S1 and S2, respectively.

G.3 A Scree Plot Example

Scree plots are a widely used tool for selecting the number of factors in factor analysis (Cattell, 1966). A scree plot displays the eigenvalues of the covariance matrix of data in a

	$N = J$						$N = 5J$					
	S1			S2			S1			S2		
Under-selection	M1	M2	M3	M1	M2	M3	M1	M2	M3	M1	M2	M3
$J = 100$	0	0	0	58	40	33	0	0	0	100	100	100
$J = 200$	0	0	0	3	47	49	0	0	0	12	100	100
$J = 300$	0	0	0	0	2	3	0	0	0	0	87	83
$J = 400$	0	0	0	0	0	0	0	0	0	0	2	2
Over-selection												
$J = 100$	0	19	13	0	19	9	0	0	0	0	0	0
$J = 200$	0	0	0	0	0	0	0	0	0	0	0	0
$J = 300$	0	0	0	0	0	0	0	0	0	0	0	0
$J = 400$	0	0	0	0	0	0	0	0	0	0	0	0

Table 6: The number of times that the true number of factors is under- or over-selected among 100 independent replications under each of the 48 simulation settings.

	$N = J$						$N = 5J$					
	S1			S2			S1			S2		
Average time	M1	M2	M3	M1	M2	M3	M1	M2	M3	M1	M2	M3
$J = 100$	1	1	1	1	1	1	12	6	7	11	6	7
$J = 200$	10	5	5	9	5	5	79	40	43	73	35	39
$J = 300$	28	14	16	25	13	14	249	122	125	222	107	110
$J = 400$	60	30	32	53	28	29	536	267	278	475	229	242

Table 7: The average computation time (in seconds) for running one independent replication for each of the 48 simulation settings.

downward curve, ordering the eigenvalues from largest to smallest. The number of factors is then determined by finding the “elbow” of the graph. The “elbow” is the eigenvalue where the eigenvalues seem to level off and the number of factors is determined by the number of eigenvalues that are greater than the elbow. This approach typically works well for data following a linear factor model. This is because, under a linear factor model, the covariance matrix of data is approximately a low-rank matrix plus a diagonal matrix, where the low-rank part drives the “elbow” phenomenon. When data are generated from a nonlinear factor model, such as the logistic or Poisson factor models considered in the current work, the factor structure of data cannot be fully characterized by the covariance matrix. In particular, the covariance matrix cannot be approximated by a low-rank matrix plus a diagonal matrix. As a result, the elbow of the scree plot may no longer correspond to the number of factors. We provide a simulated example to illustrate this point. Figure 4 shows the scree plot for data generated from a Poisson factor model under a setting when $N = J = 200$, $K^* = 3$, and there are no missing entries. Based on the scree plot, one may tend to choose seven or eight factors, which is larger than the true number of factors.

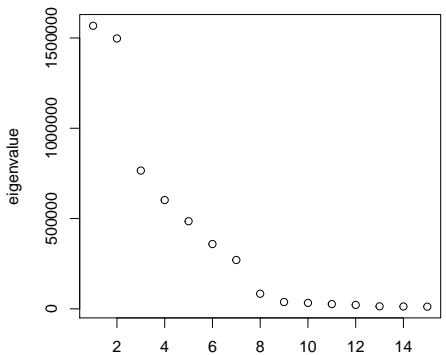


Figure 4: The scree plot for data that are generated from a Poisson factor model with three factors

G.4 Comparison with Bai et al. (2018)

We now compare the proposed JIC with the method proposed in Bai et al. (2018) via a simulation study. In this study, data are generated from a linear factor model, with $N = 2J$. More specifically, y_{ij} follows a normal distribution with mean $d_j + A_j^T F_i$ and variance 1, so that the data follow a spike covariance structure model assumed in Bai et al. (2018), with the eigenvalues of the covariance matrix of $(y_{i1}, \dots, y_{iJ})^T$ satisfying $\lambda_{K^*} > \lambda_{K^*+1} = \dots = \lambda_J = 1$. Again, we let $K^* = 3$ and the true model parameters be generated under the setting S1 the simulation study in Section 4.1, where the three factors are of the same strength. More precisely, the true parameters d_j^* , a_{j1}^* , ..., a_{j3}^* are generated by sampling independently from the uniform distribution over the interval $[-2, 2]$ and the true factor values are generated f_{i1}^* , ..., f_{i3}^* are generated by sampling independently from the uniform distribution over the interval $[-2, 2]$. We consider $J = 10, 20, \dots, 50$ and $N = 2J$. Note that under this linear factor model with no missing data and assuming that the variance of y_{ij} is known to be 1, then the proposed JIC is the same as the PC_{p3} criterion proposed in Bai and Ng (2002).

We use the proposed JIC to select K from the candidate set $\{1, 2, 3, 4, 5\}$ and the constraint constant C in (3) is set to be 5. In addition, we also use the AIC and BIC proposed in Bai et al. (2018) to select K from the candidate set $\{1, 2, 3, 4, 5\}$. The results are given in Table 8. As we can see, all three information criteria become more accurate when N and J simultaneously grow. Specifically, the proposed JIC and the BIC in Bai et al. (2018) perform similarly. When $J \geq 20$ and $N = 2J$, both methods correctly identify the true number of factors all the time. When $J = 10$ and $N = 20$, both the JIC and the BIC are correct 92% of the times, though the two methods are slightly different in the numbers of over- and under-selections. Finally, consistent with the observations in Bai et al. (2018), the AIC is less accurate and tends to over-select.

	Under-selection			Over-selection		
	JIC	BIC	AIC	JIC	BIC	AIC
$J = 10$	2	4	2	6	4	31
$J = 20$	0	0	0	0	0	18
$J = 30$	0	0	0	0	0	7
$J = 40$	0	0	0	0	0	3
$J = 50$	0	0	0	0	0	2

Table 8: The number of times that the true number of factors is under- or over-selected among 100 independent replications under each of the 5 simulation settings, under a linear factor model with a spike covariance structure.

H Additional Results for Real Data Analysis

In what follows, we provide additional results for the real data analysis. In Tables 9 and 10, we show the loading matrix and the sample covariance matrix for the estimated factor scores, after applying the oblimin rotation. Note that the items have been reordered, with items 1-32, 33-55, and 56-79 designed to measure the psychoticism, extraversion, and neuroticism traits, respectively. The content of the items can be found in Eysenck et al. (1985). Note that our data have been pre-processed so that the negatively worded items are reversely scored. As we can see, items 1-32, 33-55, and 56-79 tend to have high loadings on F2, F1, and F3, respectively. According to Table 10, the correlations between the three estimated factors are relatively small, suggesting that the three factors tend to be uncorrelated.

We further provide results for the two- and four-factor models, whose JIC values are also relatively small. These results may provide us further insights about the latent structure of this personality inventory. Tables 11 and 13 provide the the loading matrices for the two models, respectively, after applying the oblimin rotation. Moreover, Tables 12 and 14 show the sample covariance matrices for the estimated factor scores, from the two models, respectively. According to Table 11, the items that are designed to measure the extraversion trait tend to have high loadings for the first factor and items designed to measure neuroticism tend to have high loadings for the second factor, while most items designed to measure psy-

choticism have small loadings for both factors. These results suggest that the psychoticism factor may not be captured by the two-factor model.

From the loading structure given in Table 13, the extracted factors F4, F2, and F3 tend to correspond to the psychoticism, extraversion, and neuroticism traits, respectively. In addition, most items have small loadings on F1, except for items 14. “Do you stop to think things over before doing anything?”, 28. “Do you generally ‘look before you leap’?”, 45. “Have people said that you sometimes act too rashly?”, and 48. “Do you often make decisions on the spur of the moment?”, where items 14 and 28 are negatively worded and thus reversely scored. It seems a minor factor about impulsive decision.

We compare the proposed method with the classical Akaike information criterion (AIC) and Bayesian information criterion (BIC) calculated based on the marginal likelihood function, where the latent factors are treated as random variables. More specifically, the latent factors are assumed to follow a multivariate normal distribution, in the calculation of the marginal likelihood. The marginal maximum likelihood estimator is computed using the R package “mirt” (Chalmers, 2012), where the computation for the marginal maximum likelihood estimator is carried out using an Expectation-Maximization (EM) algorithm. The EM algorithm is very time-consuming when only involving a moderate number of factors (Reckase, 2009). The AIC and BIC values for the one- through five-factor models are given in Table 15 below. In calculating the AIC and BIC values, the number of parameters for a K -factor model is $J(K + 1) - K(K - 1)/2$, recalling that J is the number of items. The three-factor model fits best according to the BIC value, which is consistent with the selection based on the proposed JIC. On the other hand, AIC selects the four-factor model. Note that under the classical asymptotic regime and the true model is one of the candidate models, the BIC guarantees consistency for model selection, while the AIC tends to over-select (Shao, 1997).

Finally, we provide the estimation results for the three-factor model from the marginal-likelihood approach, in comparison with those from the joint-likelihood approach. The results

are given in Tables 16 and 17. Similar to the analysis above, the results are under the oblimin rotation. As we can see, although the estimates are slightly different from those given by the joint likelihood, the loading structure is similar and suggests that the three factors correspond to the extraversion, psychoticism, and neuroticism traits, respectively.

Item	F1	F2	F3	Item	F1	F2	F3
1	0.31	2.33	0.42	41	1.84	-0.23	-0.09
2	0.34	1.37	-0.11	42	2.98	0.36	-0.07
3	0.53	1.18	0.49	43	0.91	-0.07	-0.05
4	0.27	1.47	0.79	44	2.59	-0.98	0.15
5	0.89	1.37	0.03	45	1.19	0.96	0.65
6	0.44	1.11	0.23	46	0.49	-0.02	-0.10
7	-0.25	1.99	0.04	47	0.79	0.36	-0.33
8	0.35	0.83	-0.23	48	0.93	0.59	0.18
9	-0.58	1.16	0.50	49	0.43	-0.02	0.11
10	-0.04	1.59	0.71	50	2.59	-0.01	-0.12
11	0.22	0.85	-0.10	51	1.92	-0.12	0.00
12	0.03	1.78	0.36	52	3.78	-0.02	0.10
13	0.03	0.45	0.50	53	3.79	0.54	-0.16
14	0.92	0.95	0.27	54	1.81	-0.18	-0.01
15	-0.15	1.04	-0.97	55	2.73	0.08	-0.08
16	0.55	1.13	-0.53	56	0.34	0.73	2.29
17	0.08	0.63	-0.01	57	0.13	0.41	1.58
18	-0.06	0.93	-0.35	58	0.37	-1.10	2.13
19	0.13	0.58	-0.31	59	0.01	0.67	1.64
20	0.08	1.78	-0.22	60	-0.01	-0.18	1.78
21	-0.50	2.37	-0.63	61	0.01	0.45	2.10
22	-0.49	2.17	-0.64	62	0.39	-0.02	1.68
23	-0.54	1.55	0.02	63	-0.47	0.11	2.10
24	0.23	1.15	-0.47	64	-0.35	-0.54	2.84
25	0.18	0.77	-0.06	65	-0.09	-0.18	1.38
26	-0.35	1.15	0.10	66	-0.23	0.49	1.91
27	0.44	1.85	0.13	67	0.13	-0.07	0.88
28	0.95	1.02	0.38	68	0.04	0.34	0.59
29	-0.16	0.50	0.45	69	0.16	0.40	1.25
30	0.16	1.31	-0.23	70	0.04	0.61	1.36
31	-0.08	1.25	-0.05	71	0.71	-0.16	1.17
32	-0.18	0.58	-0.25	72	-0.11	0.73	0.77
33	0.33	-0.17	-0.24	73	-0.28	-0.58	2.25
34	2.75	-0.19	0.48	74	-0.23	0.30	2.02
35	3.61	-0.31	-0.08	75	-0.17	0.70	1.55
36	2.05	0.08	-0.10	76	-0.26	-0.42	1.81
37	2.08	-0.34	-0.41	77	0.85	0.38	1.48
38	1.59	0.03	0.03	78	0.31	0.08	1.32
39	1.97	-0.77	-0.44	79	0.45	0.53	1.00
40	1.00	0.18	-0.58				

Table 9: Estimated loading matrix for the three-factor model after applying the oblimin rotation.

	F1	F2	F3
F1	1.00	-0.03	-0.19
F2	-0.03	1.00	-0.02
F3	-0.19	-0.02	1.00

Table 10: The sample covariance matrix for the estimated factor scores, under the three-factor model after applying the oblimin rotation. Note that the model parameters have been rescaled, so that the sample variance for each factor is one.

Item	F1	F2	Item	F1	F2
1	0.59	0.80	41	1.69	-0.13
2	0.46	0.17	42	2.54	-0.01
3	0.72	0.78	43	0.85	-0.08
4	0.48	1.01	44	2.18	-0.14
5	1.04	0.38	45	1.24	0.81
6	0.55	0.39	46	0.46	-0.08
7	0.16	0.40	47	0.86	-0.22
8	0.45	0.01	48	1.04	0.31
9	-0.36	0.68	49	0.40	0.10
10	0.22	0.89	50	2.38	-0.10
11	0.38	0.11	51	1.88	-0.02
12	0.45	0.68	52	3.51	0.10
13	0.19	0.64	53	3.79	0.03
14	0.98	0.48	54	1.74	-0.06
15	0.11	-0.53	55	2.85	-0.05
16	0.73	-0.20	56	0.43	2.38
17	0.25	0.18	57	0.15	1.62
18	0.19	-0.10	58	-0.09	1.33
19	0.27	-0.11	59	0.12	1.69
20	0.32	0.15	60	-0.14	1.54
21	0.11	0.04	61	0.08	2.10
22	0.12	0.02	62	0.24	1.46
23	-0.14	0.39	63	-0.55	1.93
24	0.43	-0.13	64	-0.54	2.07
25	0.35	0.12	65	-0.16	1.17
26	-0.11	0.32	66	-0.18	1.99
27	0.71	0.55	67	0.06	0.79
28	1.06	0.63	68	0.10	0.63
29	-0.02	0.54	69	0.22	1.34
30	0.35	0.09	70	0.09	1.44
31	0.14	0.21	71	0.53	0.99
32	-0.03	-0.09	72	0.02	0.88
33	0.24	-0.28	73	-0.48	1.65
34	2.56	0.39	74	-0.24	1.97
35	3.29	-0.14	75	-0.07	1.59
36	2.12	-0.07	76	-0.40	1.48
37	1.98	-0.50	77	0.86	1.52
38	1.60	0.06	78	0.22	1.26
39	1.62	-0.59	79	0.51	1.13
40	1.05	-0.48			

Table 11: Estimated loading matrix for the two-factor model after applying the oblimin rotation.

	F1	F2
F1	1.00	-0.22
F2	-0.22	1.00

Table 12: The sample covariance matrix for the estimated factor scores, under the two-factor model after applying the oblimin rotation.

Item	F1	F2	F3	F4	Item	F1	F2	F3	F4
1	0.48	0.39	0.48	2.31	41	-0.19	1.97	-0.06	-0.11
2	0.50	0.25	-0.09	1.31	42	-0.29	3.96	0.03	0.72
3	0.31	0.56	0.54	1.43	43	-0.20	1.05	0.00	0.00
4	0.22	0.34	0.86	1.49	44	-0.48	2.76	0.22	-0.68
5	0.67	0.74	0.02	1.17	45	2.25	0.60	0.58	0.32
6	0.53	0.25	0.20	0.92	46	0.10	0.48	-0.10	-0.04
7	-0.19	0.12	0.17	2.68	47	0.61	0.57	-0.39	0.16
8	0.06	0.41	-0.20	0.96	48	5.43	0.32	-0.14	-0.69
9	0.00	-0.45	0.53	1.36	49	0.36	0.31	0.09	-0.25
10	0.07	0.08	0.81	1.89	50	-0.32	3.33	-0.05	0.22
11	0.37	0.08	-0.12	0.73	51	0.35	1.78	-0.04	-0.30
12	-0.12	0.30	0.46	2.36	52	0.49	3.55	0.08	-0.37
13	0.24	-0.01	0.50	0.38	53	0.24	3.96	-0.12	0.52
14	4.87	-0.27	-0.08	0.32	54	-0.26	1.97	0.04	-0.06
15	0.30	-0.26	-1.00	1.03	55	0.23	2.61	-0.08	-0.02
16	0.98	0.15	-0.67	0.73	56	0.84	0.07	2.20	0.33
17	0.43	-0.07	-0.03	0.53	57	0.57	-0.08	1.50	0.14
18	0.24	-0.05	-0.47	1.23	58	-0.15	0.47	2.14	-1.22
19	-0.06	0.24	-0.27	0.69	59	0.53	-0.13	1.65	0.43
20	0.07	0.22	-0.17	2.06	60	0.26	-0.08	1.74	-0.41
21	-0.47	0.07	-0.44	3.15	61	0.42	-0.09	2.05	0.24
22	-0.38	-0.03	-0.51	3.08	62	-0.01	0.44	1.73	-0.05
23	0.30	-0.52	0.08	1.55	63	-0.42	-0.26	2.48	0.35
24	0.23	0.21	-0.46	1.18	64	-0.65	-0.02	3.18	-0.36
25	0.12	0.15	-0.06	0.78	65	-0.27	0.10	1.52	-0.05
26	-0.07	-0.24	0.14	1.35	66	-0.05	-0.12	2.13	0.60
27	0.84	0.23	0.11	1.51	67	-0.17	0.25	0.94	0.03
28	5.39	-0.19	0.11	0.35	68	0.23	-0.02	0.60	0.26
29	0.11	-0.13	0.47	0.48	69	0.61	-0.10	1.19	0.17
30	0.13	0.25	-0.18	1.52	70	0.56	-0.16	1.32	0.41
31	-0.07	0.15	0.04	1.55	71	0.11	0.69	1.16	-0.25
32	-0.18	-0.01	-0.20	0.79	72	0.11	-0.09	0.83	0.72
33	-0.24	0.46	-0.20	-0.12	73	-0.05	-0.29	2.25	-0.63
34	0.46	2.55	0.45	-0.44	74	-0.29	-0.01	2.42	0.47
35	0.12	3.67	-0.05	-0.48	75	0.20	-0.17	1.57	0.63
36	-0.06	2.19	-0.05	0.13	76	0.32	-0.40	1.80	-0.73
37	-0.85	2.48	-0.25	0.00	77	0.94	0.46	1.41	-0.07
38	-0.07	1.66	0.06	0.04	78	0.57	0.08	1.29	-0.26
39	-0.27	2.08	-0.42	-0.71	79	0.53	0.29	0.99	0.36
40	0.71	0.71	-0.71	-0.13					

Table 13: Estimated loading matrix for the four-factor model after applying the oblimin rotation.

	F1	F2	F3	F4
F1	1.00	0.22	-0.07	0.07
F2	0.22	1.00	-0.20	-0.03
F3	-0.07	-0.20	1.00	0.01
F4	0.07	-0.03	0.01	1.00

Table 14: The sample covariance matrix for the estimated factor scores, under the four-factor model after applying the oblimin rotation.

K	1	2	3	4	5
AIC	66304	63434	61942	61732	61750
BIC	67049	64547	63418	63566	63937

Table 15: AIC and BIC values based on the marginal likelihood for the one- through five-factor models.

Item	F1	F2	F3	Item	F1	F2	F3
1	0.16	1.57	0.37	41	1.41	-0.13	-0.08
2	0.20	1.12	-0.15	42	2.02	0.31	-0.11
3	0.47	1.10	0.57	43	0.78	-0.05	-0.09
4	0.14	1.11	0.73	44	2.24	-0.72	0.06
5	0.84	1.08	0.04	45	0.87	0.76	0.50
6	0.27	0.91	0.15	46	0.49	0.01	-0.07
7	-0.30	1.38	0.02	47	0.72	0.34	-0.34
8	0.22	0.72	-0.24	48	0.74	0.54	0.13
9	-0.63	0.91	0.48	49	0.39	-0.02	0.10
10	-0.20	1.21	0.59	50	1.85	0.06	-0.14
11	0.17	0.70	-0.07	51	1.50	-0.06	-0.01
12	-0.12	1.39	0.30	52	2.36	0.07	0.06
13	0.00	0.43	0.47	53	2.45	0.46	-0.15
14	0.72	0.77	0.23	54	1.44	-0.14	-0.01
15	-0.14	0.85	-0.81	55	1.92	0.09	-0.09
16	0.50	0.94	-0.48	56	0.17	0.48	1.76
17	0.04	0.54	0.00	57	0.01	0.25	1.31
18	-0.26	1.13	-0.54	58	0.16	-0.86	1.64
19	0.12	0.48	-0.29	59	-0.09	0.43	1.34
20	0.00	1.22	-0.16	60	-0.10	-0.22	1.45
21	-0.39	1.41	-0.42	61	-0.08	0.23	1.64
22	-0.45	1.37	-0.44	62	0.24	-0.09	1.35
23	-0.55	1.15	0.10	63	-0.46	-0.02	1.61
24	0.19	0.90	-0.41	64	-0.34	-0.52	1.99
25	0.11	0.61	-0.06	65	-0.08	-0.25	1.17
26	-0.37	0.91	0.10	66	-0.30	0.30	1.54
27	0.31	1.35	0.11	67	0.09	-0.11	0.78
28	0.74	0.81	0.36	68	0.01	0.24	0.55
29	-0.19	0.40	0.41	69	0.04	0.28	1.08
30	0.08	1.04	-0.23	70	-0.11	0.42	1.14
31	-0.14	0.92	-0.06	71	0.57	-0.18	0.99
32	-0.14	0.49	-0.24	72	-0.19	0.56	0.66
33	0.33	-0.14	-0.23	73	-0.33	-0.54	1.71
34	1.94	-0.11	0.36	74	-0.28	0.15	1.59
35	2.58	-0.13	-0.10	75	-0.25	0.46	1.29
36	1.59	0.11	-0.11	76	-0.29	-0.41	1.46
37	1.75	-0.22	-0.40	77	0.62	0.26	1.24
38	1.28	0.04	0.04	78	0.07	0.13	1.10
39	1.55	-0.55	-0.39	79	0.19	0.25	0.93
40	0.86	0.24	-0.51				

Table 16: Estimated loading matrix for the three-factor model based on the marginal likelihood. The results are obtained after applying the oblimin rotation.

	F1	F2	F3
F1	1.00	0.03	-0.16
F2	0.03	1.00	0.06
F3	-0.16	0.06	1.00

Table 17: The estimated covariance matrix for the latent factors based on the marginal likelihood. The results are obtained after applying the oblimin rotation.

References

- Ahn, S. C. and Horenstein, A. R. (2013). Eigenvalue ratio test for the number of factors. *Econometrica*, 81:1203–1227.
- Akaike, H. (1974). A new look at the statistical model identification. *IEEE Transactions on Automatic Control*, 19(6):716–723.
- Bai, J. and Ng, S. (2002). Determining the number of factors in approximate factor models. *Econometrica*, 70(1):191–221.
- Bai, Z., Choi, K. P., and Fujikoshi, Y. (2018). Consistency of AIC and BIC in estimating the number of significant components in high-dimensional principal component analysis. *Annals of Statistics*, 46:1050–1076.
- Bandeira, A. S. and Van Handel, R. (2016). Sharp nonasymptotic bounds on the norm of random matrices with independent entries. *The Annals of Probability*, 44(4):2479–2506.
- Barrett, P. T., Petrides, K. V., Eysenck, S. B., and Eysenck, H. J. (1998). The Eysenck Personality Questionnaire: An examination of the factorial similarity of P, E, N, and L across 34 countries. *Personality and Individual Differences*, 25:805–819.
- Bartholomew, D. J., Knott, M., and Moustaki, I. (2011). *Latent variable models and factor analysis: A unified approach*. Wiley, Hoboken, NJ.
- Bhaskar, S. A. and Javanmard, A. (2015). 1-bit matrix completion under exact low-rank constraint. In *2015 49th Annual Conference on Information Sciences and Systems (CISS)*, pages 1–6.
- Bock, R. D. and Aitkin, M. (1981). Marginal maximum likelihood estimation of item parameters: Application of an EM algorithm. *Psychometrika*, 46(4):443–459.
- Browne, M. W. (2001). An overview of analytic rotation in exploratory factor analysis. *Multivariate Behavioral Research*, 36(1):111–150.

- Buja, A. and Eyuboglu, N. (1992). Remarks on parallel analysis. *Multivariate Behavioral Research*, 27:509–540.
- Cai, T. and Zhou, W.-X. (2013). A max-norm constrained minimization approach to 1-bit matrix completion. *The Journal of Machine Learning Research*, 14:3619–3647.
- Caruso, J. C., Witkiewitz, K., Belcourt-Dittloff, A., and Gottlieb, J. D. (2001). Reliability of scores from the eysenck personality questionnaire: A reliability generalization study. *Educational and Psychological Measurement*, 61:675–689.
- Cattell, R. B. (1966). The scree test for the number of factors. *Multivariate Behavioral Research*, 1:245–276.
- Chalmers, R. P. (2012). mirt: A multidimensional item response theory package for the R environment. *Journal of Statistical Software*, 48:1–29.
- Chapman, B. P., Weiss, A., Barrett, P., and Duberstein, P. (2013). Hierarchical structure of the eysenck personality inventory in a large population sample: Goldberg’s trait-tier mapping procedure. *Personality and Individual Differences*, 54:479–484.
- Chen, Y., Li, X., and Zhang, S. (2019). Joint maximum likelihood estimation for high-dimensional exploratory item factor analysis. *psychometrika*, 84(1):124–146.
- Chen, Y., Li, X., and Zhang, S. (2020). Structured latent factor analysis for large-scale data: Identifiability, estimability, and their implications. *Journal of the American Statistical Association*, 115:1756–1770.
- Choi, I. and Jeong, H. (2019). Model selection for factor analysis: Some new criteria and performance comparisons. *Econometric Reviews*, 38:577–596.
- Collins, M., Dasgupta, S., and Schapire, R. E. (2002). A generalization of principal components analysis to the exponential family. In Dietterich, T., Becker, S., and Ghahramani,

- Z., editors, *Advances in neural information processing systems 14*, pages 617–624. The MIT Press, Cambridge, MA.
- Davenport, M. A., Plan, Y., van den Berg, E., and Wootters, M. (2014). 1-bit matrix completion. *Information and Inference*, 3:189–223.
- Dobriban, E. and Owen, A. B. (2019). Deterministic parallel analysis: an improved method for selecting factors and principal components. *Journal of the Royal Statistical Society: Series B (Statistical Methodology)*, 81:163–183.
- Embretson, S. E. and Reise, S. P. (2000). *Item response theory for psychologists*. Lawrence Erlbaum Associates Publishers, Mahwah, NJ.
- Eysenck, S. B., Eysenck, H. J., and Barrett, P. (1985). A revised version of the psychoticism scale. *Personality and Individual Differences*, 6(1):21–29.
- Gilbert, E. N. (1952). A comparison of signalling alphabets. *The Bell system technical journal*, 31(3):504–522.
- Heym, N., Ferguson, E., and Lawrence, C. (2013). The p-psychopathy continuum: Facets of Psychoticism and their associations with psychopathic tendencies. *Personality and Individual Differences*, 54:773–778.
- Horn, J. L. (1965). A rationale and test for the number of factors in factor analysis. *Psychometrika*, 30(2):179–185.
- Horn, R. A. (1995). Norm bounds for hadamard products and an arithmetic-geometric mean inequality for unitarily invariant norms. *Linear Algebra and Its Applications*, 223:355–361.
- Huber, P., Ronchetti, E., and Victoria-Feser, M.-P. (2004). Estimation of generalized linear latent variable models. *Journal of the Royal Statistical Society: Series B (Statistical Methodology)*, 66:893–908.

- Johnstone, I. M. (2001). On the distribution of the largest eigenvalue in principal components analysis. *Annals of Statistics*, 29:295–327.
- Kaiser, H. F. (1960). The application of electronic computers to factor analysis. *Educational and Psychological Measurement*, 20(1):141–151.
- Little, R. J. and Rubin, D. B. (2019). *Statistical analysis with missing data*. John Wiley & Sons, Hoboken, NJ.
- Liu, L. T., Dobriban, E., and Singer, A. (2018). ePCA: High dimensional exponential family PCA. *The Annals of Applied Statistics*, 12:2121–2150.
- McRae, A. D. and Davenport, M. A. (2020). Low-rank matrix completion and denoising under Poisson noise. *Information and Inference: A Journal of the IMA*. iaaa020.
- Ni, R. and Gu, Q. (2016). Optimal statistical and computational rates for one bit matrix completion. In *Proceedings of the 19th International Conference on Artificial Intelligence and Statistics*, pages 426–434.
- Onatski, A. (2010). Determining the number of factors from empirical distribution of eigenvalues. *The Review of Economics and Statistics*, 92:1004–1016.
- Owen, A. B. and Wang, J. (2016). Bi-cross-validation for factor analysis. *Statistical Science*, 31:119–139.
- Reckase, M. (2009). *Multidimensional item response theory*. Springer, New York, NY.
- Robin, G., Josse, J., Moulines, É., and Sardy, S. (2019). Low-rank model with covariates for count data with missing values. *Journal of Multivariate Analysis*, 173:416–434.
- Robin, G., Klopp, O., Josse, J., Moulines, É., and Tibshirani, R. (2020). Main effects and interactions in mixed and incomplete data frames. *Journal of the American Statistical Association*, 115:1292–1303.

- Schwarz, G. (1978). Estimating the dimension of a model. *The Annals of Statistics*, 6(2):461–464.
- Shao, J. (1997). An asymptotic theory for linear model selection. *Statistica Sinica*, 7:221–242.
- Skrondal, A. and Rabe-Hesketh, S. (2004). *Generalized latent variable modeling: Multilevel, longitudinal, and structural equation models*. CRC Press, Boca Raton, FL.
- Tsybakov, A. B. (2008). *Introduction to nonparametric estimation*. Springer, New York, NY.
- Wedel, M., Böckenholt, U., and Kamakura, W. A. (2003). Factor models for multivariate count data. *Journal of Multivariate Analysis*, 87(2):356–369.
- Zhang, H., Chen, Y., and Li, X. (2020a). A note on exploratory item factor analysis by singular value decomposition. *Psychometrika*, 85:358–372.
- Zhang, S., Chen, Y., and Li, X. (2020b). *mirtjml: Joint Maximum Likelihood Estimation for High-Dimensional Item Factor Analysis*. R package version 1.4.0.
- Zhu, Y., Shen, X., and Ye, C. (2016). Personalized prediction and sparsity pursuit in latent factor models. *Journal of the American Statistical Association*, 111:241–252.