

Sampling Optimized Code for Type Feedback

Olivier Flückiger
Northeastern University

Sebastián Krynski
Czech Technical University
National University of Quilmes

Andreas Wälchli
University of Bern

Jan Vitek
Northeastern University
Czech Technical University

Abstract

To efficiently execute dynamically typed languages, many language implementations have adopted a two-tier architecture. The first tier aims for low-latency startup times and collects dynamic profiles, such as the dynamic types of variables. The second tier provides high-throughput using an optimizing compiler that specializes code to the recorded type information. If the program behavior changes to the point that not previously seen types occur in specialized code, that specialized code becomes invalid, it is deoptimized, and control is transferred back to the first tier execution engine which will start specializing anew. However, if the program behavior becomes more specific, for instance, if a polymorphic variable becomes monomorphic, nothing changes. Once the program is running optimized code, there are no means to notice that an opportunity for optimization has been missed.

We propose to employ a sampling-based profiler to monitor native code without any instrumentation. The absence of instrumentation means that when the profiler is not active, no overhead is incurred. We present an implementation in the context of the \dot{R} just-in-time, optimizing compiler for the R language. Based on the sampled profiles, we are able to detect when the native code produced by \dot{R} is specialized for stale type feedback and recompile it to more type-specific code. We show that sampling adds an overhead of less than 3% in most cases and up to 9% in few cases and that it reliably detects stale type feedback within milliseconds.

CCS Concepts: • Software and its engineering → Compilers.

Keywords: sampling profiler, virtual machine, speculative optimizations

ACM Reference Format:

Olivier Flückiger, Andreas Wälchli, Sebastián Krynski, and Jan Vitek. 2020. Sampling Optimized Code for Type Feedback: . In

Proceedings of the 16th ACM SIGPLAN International Symposium on Dynamic Languages (DLS '20), November 17, 2020, Virtual, USA. ACM, New York, NY, USA, 13 pages.

1 Introduction

Efficiently executing dynamic languages is a challenging endeavor as the many articles, conferences and industry resources dedicated to this topic prove. The hurdles are plentiful, solutions must account for dynamically typed variables [Gal et al. 2009], for values with dynamic object layouts [Chambers and Ungar 1989], for late-bindings affecting the call-graph [Palczyński et al. 2001], for introspective and reflective operations [Duboscq et al. 2013], just to name a painful few. Most successfully adapted to this environment are virtual machines with multi-tier just-in-time compilers. The idea being to combine different execution engines occupying different points in the compile-time versus execution-time trade-off space. Early tiers, typically implemented by interpreters, favor low latency, whereas late tiers favor throughput and are realized by optimizing native compilers [Fink and Qian 2003]. To deal with the aforementioned dynamic nature of the source languages, the virtual machine monitors program execution and collects profiles to be propagated from one tier to the next [Hölzle and Ungar 1994]. This allows the compiler to use information from previous runs to tailor optimized code of future runs to the observed behavior. Programs are assumed to behave such that the observed properties stabilize over time and after a so-called warm up phase the execution reaches a stable peak performance level. Unfortunately, as noted empirically by Barrett et al. [2017] reality does not necessarily conform to this model. If the behavior of programs changes over time, performance can still degrade late in the execution due to a newly emerged behavior, defying the traditional notion of a clear warmup phase. At the same time, profiles recorded early in the execution of a program can still affect performance of a later tier by degrading optimization choices, even if that profile information is stale. The reason is that the highest tier, reserved for the hottest functions, does not collect profiling information anymore, to avoid overheads that would reduce the peak performance. In other words, in this post-warmup phase, the execution flies blind and the compiler commits to optimizations which, barring deoptimization, stay fixed for the rest of the execution. While a VM has guards and deoptimization to detect when types change, such that past

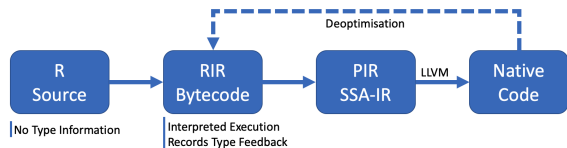


Figure 1. \tilde{R} compilation pipeline

assumptions do not hold anymore, there is typically no mechanism to detect when new optimization opportunities arise and new assumptions could be made.

In this article we propose to combine traditional instrumentation based type feedback, with another well-known technique, namely a sampling-based profiler. While we use instrumentation to propagate information from baseline to optimized code, the sampling profiler is used to monitor values in optimized native code and trigger re-optimization. With this additional profiler we specifically address the issue of optimized code being compiled for stale type feedback. The advantage of a sampling profiler is that it does not rely on instrumentation and only incurs overhead when it is engaged. In particular, our aim is to detect when the feedback collected with instrumentation during warmup indicated a more generic behavior than what is observed after optimizations, in the random samples gathered later in the execution. Our implementation currently focuses on sampling the primitive types of boxed values in optimized native code. We detect, for instance, variables in optimized code that were assumed to be more polymorphic than the actual values observed in the samples. Or, in general, any program location where the type feedback used during optimization is more generic than the current samples. We show that for three benchmarks representing different origins of stale type feedback we identified in \tilde{R} , automatic re-optimization leads to significant peak performance speedups between 1.1 \times and 1.5 \times . Our evaluation shows the overhead of our profiler on the \tilde{R} benchmark suite to be mostly within 3% and sometimes up to 9%, when the profiler is continuously running. With this overhead, stale type feedback can be detected within milliseconds. Finally, we discuss exciting new profiling opportunities by random sampling over instrumentation that could be explored in future work.

We present the following contributions:

1. A strategy for a posteriori detection of missed speculation opportunities using a backup sampling-based profiler monitoring heap values. The profiler uses the Performance Monitoring Unit (PMU) as a low-overhead sample trigger in an uncooperative environment.
2. An evaluation of this strategy with an implementation on top of the \tilde{R} research virtual machine for R. We report on overhead, stability and performance improvements.

The following section 2 provides an introduction to the difficulties in optimizing R and discusses related work. Then, we present our solution in section 3, an in-depth presentation of the implementation in section 4, and our evaluation in section 5. We discuss the results and future work in section 6 and conclude in section 7.

2 Background

R is a programming language mainly used for statistical and computational data science applications [R Core Team 2020]. The language is notoriously difficult to compile, mainly because of its rich reflective interface, late binding, lazy evaluation and exposed internals [Morandat et al. 2012]. For example, it is possible for a function to modify, add or remove local variables at runtime. \tilde{R} ¹ is a relatively new just-in-time compiler for R which integrates into the reference R implementation [Flückiger et al. 2019]. As shown in Figure 1, \tilde{R} features a two-tier optimization pipeline with a bytecode called RIR, an optimizing compiler with a custom intermediate representation called PIR, and an LLVM based native backend. The RIR interpreter gathers type feedback that is later used for optimization decisions. To that end there are several recording bytecodes that can be used to track values, types, call targets and branch targets. This profiling information is then used to annotate PIR values in the optimizer, and consumed by speculative optimization passes. The final optimized native functions will contain type checks to guard for behaviors that fall outside the profiled range. In case they fail, functions are deoptimized and execution transferred back to the interpreter.

Since R is dynamically typed, for most values the type of a variable is only known at runtime. In GNU R values are stored in a structure named *SEXP* for S-expression. Those contain a header with common information such as the primitive type, the size, and more attributes that allow, for example, to tag the different object types of the different object systems in R. All values are vectorized, scalars are represented by vectors of length one. \tilde{R} has decided to keep the object layout of GNU R for compatibility reasons with packages that rely on their exact layout. This means that all variables are stored boxed on the heap by default. The IR of the optimizer, PIR, is typed and uses speculative optimizations to narrow down the static type of values. For instance, numbers which are speculated (or inferred) to be monomorphic and scalar will be lowered to unboxed registers in LLVM. For boxed values, \tilde{R} maintains a shadow stack of local pointers to make them reachable by the GNU R garbage collector [Henderson 2002]. As type feedback, \tilde{R} records the primitive type, whether a value is a scalar (*i.e.*, a vector of length one), eagerness of call-by-need arguments, and very approximate information about attributes. Type feedback is recorded by a dedicated

¹<https://github.com/reactorlabs/rir>

RIR instruction which records the type of the value at the top of the operand stack. The result is an approximation of the union type of all observed values and can then be extracted to a PIR type used for speculation.

Where does stale type feedback originate from in \hat{R} ? One possible origin comes from changing global state. \hat{R} is designed to be an interactive environment and there are also frontends following the notebook paradigm. During such an explorative session, it is common that some values are interactively changed and a part of the computation executed again. The traditional idea of collecting profiles during a warmup phase and then indefinitely committing to a speculation on the future behavior is not well suited for live environments. Another very common problem in \hat{R} programs are accidentally polymorphic variables. Consider for instance the following implementation of a counter using a closure:

```
counter <- function() {
  count <- 1L
  function()
    count <-< count + 1
}
```

Here, the variable `count` was intended to be an integer as the `1L` suffix suggests. However, accidentally on the first increment a floating-point `1` is added, converting it to double from then on. Therefore, the observed types of `counter` are integer and double, but dynamically the integer only occurs up to the first invocation. From then on, the function might as well be specialized for the double case. A third very common case for erroneous feedback is not really a case where the feedback is stale, but instead a case where the dynamic analysis is not precise enough and merges unrelated profiles. A typical situation occurs in polymorphic library code with different callers. If we consider the following `add` function:

```
add <- function(a, b) a+b
add(1, 2)
add(c(1, 1), c(2, 2))
```

As can be seen, this function is called with scalars as well as vectors. Therefore the profiling information for `add` records both arguments to be either scalar or vectors. When this `add` function is inlined, the PIR optimizer imports type feedback from the inlined into the caller. Therefore at both call sites `add(1, 2)` and `add(c(1, 1), c(2, 2))` the merged type feedback of both invocations will be imported. The problem is that, in general, type feedback lacks dynamic context. Of course in this simplistic example the actual type of the variables can be inferred from the static context. But in general this is a problem that can easily be observed in practice and does have negative effects on performance. As expressed by Pizlo [2018], it is one of the reasons for the appeal of multi-tier architectures, e.g. employed in JSCore. The second tier performs inlining, and at the same time still features instrumentation to record profiles. This allows a virtual machine

to record context sensitive profiles for inlined functions, as for instance Würthinger et al. [2012] mention, by resetting profiling after inlining.

2.1 Related Work

Several advances towards using a continuously running profiler with a just-in-time compiler in what is essentially a feedback-directed optimization loop have been made:

Whaley [2000] describe a low-overhead sampling profiler for Jalapeño, a Java virtual machine. Their profiler is implemented with a busy loop in a dedicated thread and is able to capture profiles concurrently to the user program threads execution. They also present an efficient data structure to record context-sensitive profiling information. As described by Burke et al. [1999], in Jalapeño optimization decisions are primarily directed by the sampling-based profiling. The approach is further refined by Suganuma et al. [2011] by enriching the profiling with instrumentation that is dynamically added and removed through recompilation. In that sense our approach has the inverse priorities. We rely mainly on traditional instrumentation already present in \hat{R} , and only engage the sampling approach to detect changing behavior over time that would not be visible otherwise.

Arnold et al. [2012] present a profiler for the Jikes RVM that performs probabilistic sampling using instrumentation. The advantage being that the approach is portable and does not rely on operating system or hardware support. The profile information focuses on low-level control flow, such as edge counters, and is used for optimizations such as splitting, reordering, or unrolling.

Another approach for gathering probabilistic samples without instrumentation is to use hardware performance monitors by the CPU. Schneider et al. [2007] query the performance counters on cache misses and use that information to improve allocation co-locality in a virtual machine for Java. Kistler and Franz [2003] propose techniques for continuous program optimization at the native code level. Their system instruments compiled binaries at load time. They are able to improve cache usage and instruction-level parallelism.

3 Detecting Stale Type Feedback

To understand how our sampling profiler is integrated into \hat{R} , let us introduce a concrete benchmark for measuring the impact of stale type feedback. In the following Listing 1, the flag `POLLUTE` causes the function `f` to be invoked twice with the global variable `x` being a double. All subsequent invocations are on integers. When the `POLLUTE` flag is unset, then this snippet executes 25% faster in \hat{R} , due to the variable `x` being fully unboxed in `f`. If on the other hand, the `POLLUTE` flag is set, the function `f` compiles to the RIR code in Listing 2. At offset 9 there is a type recording instruction and it has recorded the top of the operand stack to be either a double scalar or an integer scalar. When this function is optimized

```
f <- function() x+x+x+x+1L
if (POLLUTE) {
  x <- 1
  f(); f()
}
x <- 1L
for (i in 1:1000000) x <- x+f()
```

Listing 1. Example of Feedback Pollution

```
0  ldvar  x
9  [double(s), integer(s)]
14 ldvar  x
23 add
...

```

Listing 2. Byte code of function f

in PIR, the variable x loaded from the global environment is speculated to be an integer or a double. The optimized function is also annotated with a map as metadata, associating slots in the shadow stack (which are used by native code for storing boxed values), with original type feedback locations. In this case after a number of iterations the map contains the following entries:

```
- #2->9 : [int(s)] (4), [dbl(s), int(s)]
- #3->9 : [int(s)] (4), [dbl(s), int(s)]
- #4->29: [int(s)] (2), [dbl(s), int(s)]
- #7->81: [<?>] (0), [dbl(s), int(s)]
```

For instance, the first row reads as follows: In the second slot of the shadow stack, we find a value that corresponds to a type feedback that was recorded at bytecode offset 9 (see previous listing). The profile of this value indicates that it is a scalar integer, we have collected 4 samples and the previous feedback was double or integer. As can be seen in this example, during optimizations it is possible for a value to appear multiple times (in which case said values will be aggregated when taking decisions), or to be absent from the table if it cannot be traced back to the original type feedback. For some slots we will be able to collect many samples; for others, the samples will be sparse or even completely missing. The goal of the profiler is to detect when a function has many slots with several samples where the profiled types differ substantially from the previous one. In this case, the function is marked for recompilation. Recompilation always starts from the original source function, however, any sampled profile entry with enough samples overrides the original type feedback. This enables the optimizer to then ignore the stale, or wrong type feedback that we collected in the initial run and produce a new function with better peak performance.

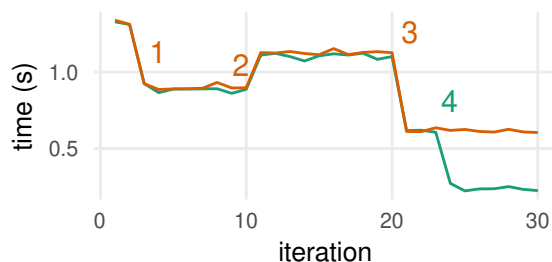
As a concrete example, consider an R user trying to compute values produced by a linear congruential generator, implemented as follows:

```
lcg <- function(n)
  for (i in 1:n)
    state <-< (state * 48271) %% 0x7fffffff
```

Say the user is interested in the billionth value after an initial seed of 1, 2 and 3. So they will run the following queries in the REPL:

```
> state <- c(1,2,3)
> lcg(1e7)
> state
[1] 1901417813 1655351979 1409286145
```

As can be seen here, R is a vectorized language. Therefore, multiple instances of this pseudo random generator can be run in parallel. As the language also encourages an interactive exploration style, the user might continue to query different values for `lcg`, using differently sized vectors for `state`. Assume we record the run times in seconds of each invocation of `lcg` during an interactive session in \dot{R} :



Let us focus on a number of interesting change points in that graph. First at (1) the `lcg` function is compiled and execution speeds up by a factor of 1.3. Then at (2) the user switches from triples to vectors with 6 entries, the execution takes longer again, but not twice as much, thanks to the built in vectorization. At point (3) the user starts querying `lcg` with a scalar `state` and performance improves again. Since scalar vectors are so common in R, the \dot{R} compiler has special support for them and can treat them as machine floating-point numbers. However the stale type feedback from earlier runs has caused the `lcg` to be optimized to the least upper bound of all observed types so far, which is a vector of numbers. At (4) we see the two lines to start differing. The one staying flat is our baseline, the red line dropping below includes our sampling profiler. The profiler has detected that `state` is now scalar and that `lcg` should be reoptimized with that information. The subsequent specialization leads to an over 2 times faster execution.

4 Implementation

This section is dedicated to implementation considerations. Some of the problems encountered are specific to having to integrate the profiler with an existing system, others are more generic. We will start with the way we trigger the profiler to records samples. Next, we will cover how these samples are recorded and what they contain. Finally, we will explain how we decide when to recompile a function and how the recorded data is used by the compiler in order to improve the compiler's output.

4.1 Sample Triggering

The main goal of the sample triggering mechanism is to be performance neutral when disabled, to record uniformly distributed samples, and to be compatible with the existing infrastructure. Since GNU R and hence also \dot{R} are single-threaded, it would be difficult to asynchronously collect the results. Therefore, our implementation relies on interrupting the program at regular intervals. An obvious approach consists of a separate thread or a POSIX timer interrupting the program using signals. The issue with said strategy is that interruption can occur during the execution of a syscall (*i.e.*, when the process is executing in kernel mode) and, in particular, blocking syscalls are aborted or restarted by signals. Since R packages can contain arbitrary C code, we have no control over when and how syscalls are executed. We must therefore avoid triggering signals during syscalls, which is not possible with a timer based approach.

An alternative mechanism for triggering repeating signals is to use the Performance Monitoring Unit (PMU) present on modern Intel processors. The PMU allows monitoring of a multitude of information on the performance of a processor, from counting the number of retired instructions, up to recording a dynamic call graph. The PMU was first introduced to Intel Pentium processors in 1993 and expanded in capabilities over time. All Intel Core and Intel Xeon since the Nehalem architecture (released in 2008), and all Intel Atom processors provide a very capable PMU with most modern-day features supported [Intel 2019]. Other processor manufacturers offer similar capabilities. For example, AMD Zen processors provide Performance Monitor Counters (PMC) [AMD 2017] and some ARM processors also provide similar capabilities [ARM 2014]. In the following sections we will simply refer to this hardware as the PMU as the work presented in this paper focuses on Intel processors running Linux. The ideas should however be transferable to other CPU architectures.

In general, PMU configuration options in Linux can be categorized into either *counting* or *sampling* mode. In counting mode, the PMU counts a configurable number of simple events occurring in the CPU, such as retired instructions or cache misses [Ammons et al. 1997; Moore 2002]. The data is kept by counters in the CPU and retrieved by polling. On the

other hand, sampling mode provides access to more complex metrics. The main difference is that the recorded data must not be polled; instead, the data is written into a buffer in memory. There is a configurable *sampling period* specifying a threshold for a particular counter after which a sample is taken and written to said buffer. Additionally, this configuration mode provides the option to trigger a signal whenever new data is available.

To use the PMU for sample triggering we configure it in sampling mode and set a sampling period for the retired instructions. While this number is irrelevant to us, we use it to force a change in the sample buffer which in turn triggers a signal to interrupt the running program. The key feature we need for our profiler is that it allows us to configure filters such that events in kernel or hypervisor mode are ignored. This in turn prevents the counter of retired instructions to be incremented during syscalls, which also prevents the program from being interrupted at that point [Zaparanuks et al. 2009]. The actual sampling is not done by the PMU, but implemented in a dedicated value profiler. The main ingredients in our PMU configuration are a PMU configuration to trigger a *perf* event at regular intervals (but not in kernel mode), an event handler on the *perf* event to raise a signal, and a signal handler that starts the actual profiling. The *perf* event is created and linked with a signal by:

```
// PMU configuration
struct perf_event_attr pe;
memset(&pe, 0, sizeof(pe));
pe.type = PERF_TYPE_HARDWARE;
pe.config = PERF_COUNT_HW_INSTRUCTIONS;
pe.sample_type = PERF_SAMPLE_IP;
pe.sample_period = 1000000;
pe.exclude_kernel = 1;
pe.precise_ip = 3;
// Setup PMU
int fd = perf_event_open(&pe, 0, -1, -1, 0);
// Connect perf event fd to signal
fcntl(fd, F_SETFL, O_NONBLOCK | FASYNC);
fcntl(fd, F_SETSIG, signal);
fcntl(fd, F_SETOWN, getpid());
// Setup signal handler
...
// Reset events and enable signaling
ioctl(fd, PERF_EVENT_IOC_RESET, 0);
ioctl(fd, PERF_EVENT_IOC_REFRESH, -1);
```

The full listing for the PMU configuration is included in [Appendix A](#).

There are some issues with this approach. Depending on the kernel settings, PMU access is disabled by default for security reasons to prevent unprivileged users from attaching the PMU to other processes. Moreover, interrupting execution using signals is not appropriate in all contexts. For instance,

it is not applicable for VMs which allow being embedded into other processes. Therefore, this part of our approach is \check{R} specific and for other systems it might be possible to choose a simpler strategy.

4.2 Sample Collection

To keep a low overhead and since we are mainly interested in profiling hot functions, the profiler only inspects the top-most frame. Since our triggering mechanism invokes it at arbitrary points in the execution, it is not guaranteed that the function currently being executed is indeed a function produced by the native backend; it could also be interpreted by bytecodes, or some other library, or user code. In order to detect native code, a reference to the closure object of the native function is pushed as a marker value at the top of the current frame in the shadow stack upon entry. This solves two issues at the same time. First, the profiler is able to detect when a native function is currently executing. Second, it gains access to the aforementioned metadata map and to the backing store for the sampled type feedback (both stored in the closure object).

The native backend in \check{R} performs unboxing of monomorphic scalar integers or floating-point numbers. All other values are stored boxed on the heap. Boxed values need to be reachable by the garbage collector to accurately track their liveness, which is implemented by keeping them on a shadow stack. To be able to inspect values in native code, it is therefore sufficient to produce an accurate mapping of stack slots back to their source value in the backend. There is a certain disconnect between the original RIR code and the resulting native code. RIR contains many instrumented locations where values are sampled for their type. In the optimizer only part of this information is used; values might be eliminated or duplicated during optimizations. To address these issues, any type feedback annotation in PIR carries metadata about the originating location of the feedback. This enables the backend to reconstruct a mapping from shadow stack slot to the originating position in the RIR bytecode stream. It is possible that multiple locations map to the same original position, and most likely many type feedback origins are not present at all after optimizations. The mapping must account for different stack contents at different program counter positions. At the time of writing we avoid this complication by preventing the backend from sharing slots we wish to sample, thus keeping the mapping static for the whole function.

Once sufficient data has been recorded we might want to trigger the recompilation of a function. For this decision we take into consideration how many samples we collected, how many slots we have samples for and, most importantly, how different those samples are with regards to the original type feedback that was used for optimization. The threshold we use for our experiments is to trigger recompilation if more than half of the slots are not equal to the previously used

feedback. To ensure the samples themselves are not stale, the recorded results are cleared periodically. Recompilation happens before the next invocation, since \check{R} does not feature a concurrent compiler. On recompilation, the optimized function is discarded and optimizations start anew using the source version. However, type feedback with a high sample count (*i.e.*, high confidence on their accuracy) overrides any type feedback from the original source version.

There are several issues with this simplistic approach. For instance, a program featuring phase changes which are slightly above the recompilation threshold will trigger recompilations, which will then be swiftly invalidated. To use the sampling profiler in practice it will be necessary to fine tune the heuristics. For example, it should take into account past deoptimizations indicating incomplete samples by the profiler, or adaptive sampling rates to cater to different kinds of functions.

5 Evaluation

To evaluate our solution we investigate four facets of our implementation, each of these targets one aspect of the profiler. The first evaluation measures the overhead introduced by merely running the profiler. The second, attempts to find a sensible re-optimization threshold. The third evaluation highlights the examples where our profiles produce useful performance improvements. Finally, we estimate how common it is for \check{R} optimized code to be specialized for less generic types than what is actually observed at runtime.

The \check{R} benchmark suite used in this paper consists of 46 programs that range from solutions to small algorithmic problems, and real-world code. Some programs are variants; they use different implementations to solve the same problem. The suite and \check{R} baseline performance is discussed in detail by Flückiger et al. [2020a]. This pre-existing suite was also expanded and three benchmarks were added to show potential performance improvements to be gained through use of the profiler.

To deal with warmup phases of the virtual machine (*i.e.*, iterations of a benchmark during which compilation events dominate performance), we run each benchmark fifteen times in the same process and discard the first five iterations. Remaining data is aggregated using mean. We ran experiments on a dedicated i7-6700K CPU, clocked at 4 GHz, stepping 3, microcode version 0xd6, with 32 GB of RAM and Ubuntu Bionic on Linux kernel version 4.15.0-88.

Our work is an extension to an open-source virtual machine, available at r-vm.net. We publish an executable artifact to reproduce the results [Flückiger et al. 2020b].

5.1 Overhead Evaluation

This first evaluation was used to measure the pure performance overhead introduced by running the profiler. To be

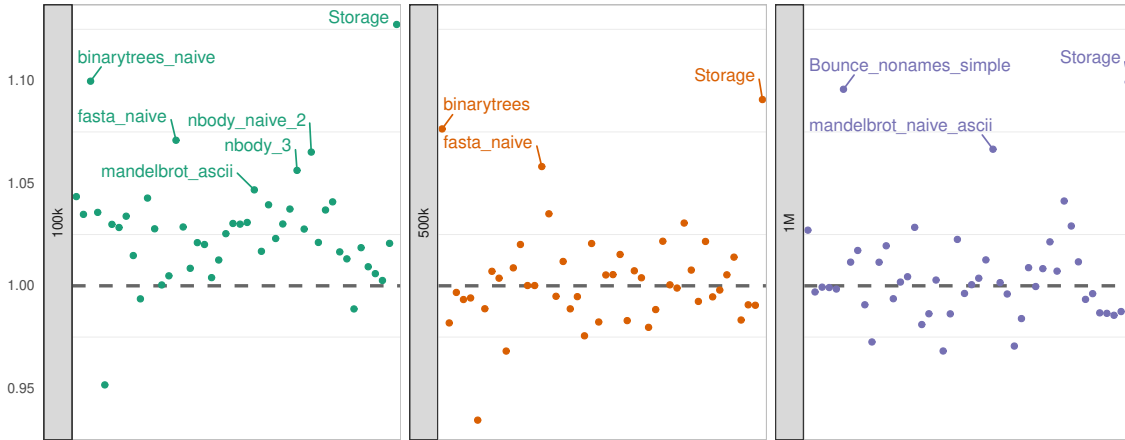


Figure 2. Profiling Overhead per Benchmark

able to perform these measurements we modified the profiler such that while it continues to record type information, that information is never used in the compiler and a recompilation is never triggered. Doing so, we avoid measuring potential compiler overhead caused by the profiler triggering a recompilation. The memory requirements are negligible, as the few recorded slots each only require 64 bits of additional storage for the metadata, which is very small compared to the size of the native code itself.

The measurements were performed with four different configurations: The first was a baseline run with the profiler completely disabled. This was followed by three runs with the profiler enabled with different sampling periods: One triggered a sample every 100,000 instructions, one with a sample every 500,000 instructions and the last one with a sample every 1 million instructions. For each benchmark in these runs the median run times were normalized against those of the baseline run. While the data is somewhat noisy, we can still gather important information. In some configurations we see apparent improvements compared to the baseline values. These can be attributed to the inherent noisiness of the benchmark environment as well as some additional noise introduced through the randomized sampling locations hit by the profiler and do not indicate actual reproducible performance improvements.

As is clearly visible in Figure 2, with a sampling period of 1 million instructions the overhead is minimal. Most benchmarks had a slowdown of less than 3% compared to the baseline. Only 4 benchmarks had a slowdown above 3%. The worst-performing benchmark was *Storage* with a slowdown of 9.9%. The mean slowdown over all benchmarks was just 0.6%. With a sampling period of 500,000 instructions we observed very similar behavior as before, with only 5 benchmarks showing a slowdown above 3%. The worst-performing benchmark was, once again, *Storage* with a slowdown of 9.1%. The mean slowdown was 0.3%. Using a sampling period of

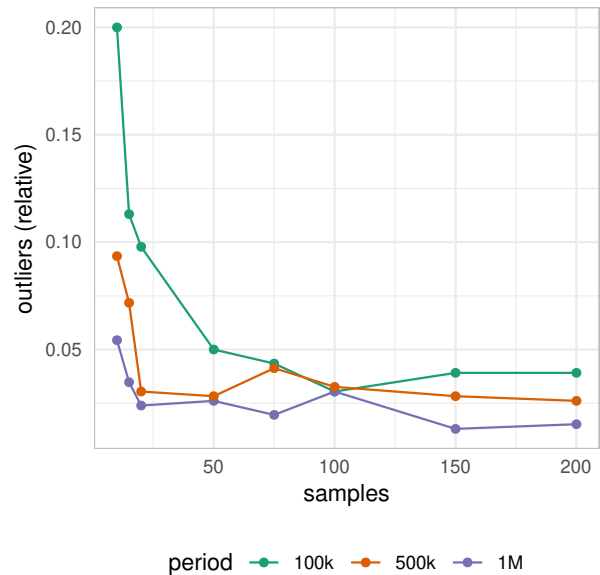


Figure 3. Outlier Frequencies

100,000 instructions we see a significant slowdown compared to the previous configurations. Now, 19 benchmarks showed a slowdown of more than 3% and *Storage* even exceeded 10% slowdown at 12.7%. The mean slowdown was 2.7%.

5.2 Threshold Configuration

This second part of the evaluation was designed to find sensible recompilation thresholds for the different sample period configurations: Low recompilation thresholds allow for quick action by the profiler. This can improve performance in situations where the resulting compilation produces a good result. But with too low a threshold we introduce a higher risk of having incomplete data at our disposal when the profiler

decides to trigger a recompilation. This can lead to the newly compiled version being incompatible with what actually is required at that time. This will invariably lead to subsequent deoptimization events. At too low thresholds this behavior can even become cyclic where the profiler repeatedly tries to step in and trigger recompilations but never manages to gather a complete picture before this happens. In such a situation we could observe extreme performance impacts. An obvious approach to preventing this situation is to use high thresholds. But while this helps to reduce detrimental recompilations it also delays useful ones. This reduces the performance gains we can expect in cases where the profiler can theoretically improve performance. We need to find thresholds that are large enough to avoid having too many detrimental recompilations while still keeping it as small as possible in order to maximize potential benefits.

We started with a very low threshold of 10 samples and raised it until significant performance impacts were no longer observed. This was done for the three sampling periods of 1 million, 500,000 and 100,000 instructions individually. The main difference in profiler configuration compared to the first part of the evaluation is that now the profiler was allowed to trigger recompilation and the compiler was allowed to use data collected by the profiler during compilation.

The collected data was then compared to the overhead measurements gathered in [subsection 5.1](#). Each run that had a slow-down of more than 10% compared to the median run time of the overhead measurements was flagged as an outlier. The total number of these outliers was counted and reported as a fractional value relative to the total number of runs recorded. [Figure 3](#) shows these outlier frequencies for different thresholds. In general for the same threshold the higher sampling rate produced more outliers. We can likely attribute that to the fact that with higher sampling rates we effectively shorten the time required to reach the recompilation threshold. This shortened sampling time increases the risk of premature recompilation. Such premature recompilations lead to deoptimization events soon after. When this happens often enough it is even possible to have a recompilation and a deoptimization event in each run. This significantly impacts performance.

With a sampling period of 1 million instructions we observed 25 (5.4%) outliers with a threshold of 10 samples. This dropped to 12 (2.6%) outliers for a threshold of 50 samples. Increasing the threshold further does not seem to improve things: At 100 samples we recorded 14 (3%) outliers. In fact, starting at a threshold of 20 no significant changes can be observed anymore.

In addition to the overall observations we can look at specific benchmarks for more information: The *nbody_naive_2* benchmark, for example, had a mean run time of 290 seconds (due to a deoptimization, re-optimization loop) and a median run time of 5 seconds with a threshold of 10 samples. These values dropped to 1 second each when using a threshold

of 20 samples. This shows both a significant reduction in run time and increased consistency: With a threshold of 20 the closely matched mean and median indicate the absence of significant spikes. Of course, the extreme outliers in the lower threshold must be mitigated by back-off strategies in practice.

There are, however, a few benchmarks where the increased threshold actually reduced the measured performance: For example, the *reversecomplement_naive* benchmark had a mean runtime of 323ms at a threshold of 10. It increased to 393ms at a threshold of 20. This is attributable to the fact that, at larger thresholds, a recompilation event is measured in the ten benchmark runs that were hidden inside the warmup phase for smaller thresholds.

Overall, for a sampling period of 1 million instructions and thresholds starting at 20, we observed exactly one slow run that significantly increased mean run times. The median run times however remained essentially unchanged.

When considering a sampling period of 500,000 instructions, the behavior is very similar as before: While at a threshold of 10 we observed 43 (9.3%) outliers, this dropped to just 14 (3%) at a threshold of 20. And above 20 samples we observed basically identical outlier counts as with a sampling period of 1 million instructions.

With a sampling period of 100,000 instructions we see a high outlier count of 92 (20%) for a threshold of 10. This drops down to 20 (4.3%) at a threshold of 75. At a threshold of 10 it behaves clearly worse than with a sampling period of 1 million instructions. Due to the significantly lower sampling period we will collect samples quicker. When using the same threshold we effectively make the profiler more eager in its optimizations since it only needs to measure over a shorter time frame.

5.3 Performance Improvements

The third part of the evaluation is designed to show potential performance improvements gained through use of the profiler. To that end we added three additional benchmarks to the R benchmark suite: *profiler_microbenchmark*, *profiler_rsa* and *profiler_shared*.

The *profiler_microbenchmark* is essentially the same as the example function *f* in [section 3](#). It is designed to test a situation where a single stale type was introduced before compiling the function. Here we start with a floating-point number. But after two calls we change to an integer. The function will initially be specialized to both integer and floating-point numbers. The profiler should detect that only integers are present from now on and should at some point trigger a re-optimization. If the pollution is statically removed, then R executes the function about twice as fast.

The *profiler_rsa* benchmark shown in [Listing 3](#) contains a simple RSA encryption implementation with small key numbers. In this function we start with the key element *n1* as a

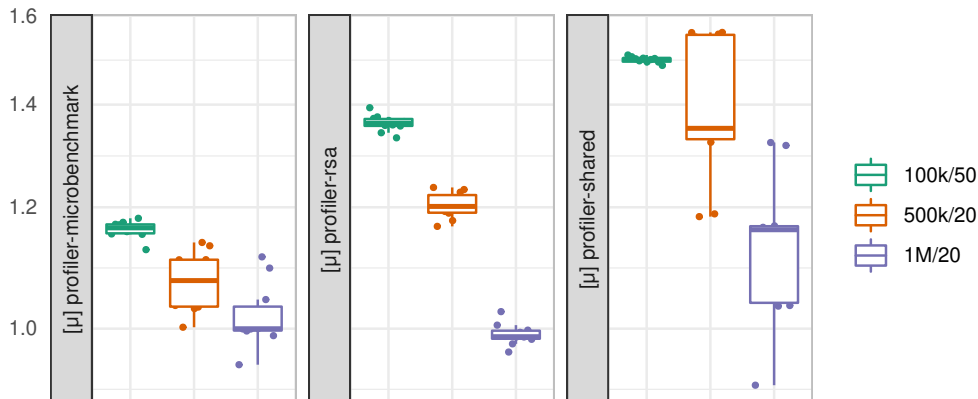


Figure 4. Performance Improvements

```

p1 <- 971
p2 <- 383
n1 <- p1 * p2      # float
e <- 17
encrypt <- function(msg) {
  p <- 1
  a1 <- msg
  for(i in 1:e) {
    p <- p*a1
    p <- p%%n1
  }
  p
}
for(i in 1:n) encrypt(i)
n1 <- 371893L      # integer
for(i in 1:n) encrypt(i)
    
```

Listing 3. Naive RSA implementation

floating-point number (calculated from `p1` and `p2`). The function is repeatedly called and is therefore compiled expecting floating-point numbers in `n1`. At some point, however, `n1` changes and is set to an integer. After that, the function is again called several times. This will lead to a deoptimization followed by compilation for floating-point *and* integers. At this point the profiler is supposed to step in and detect the stale feedback for floating-point and cause function `encrypt` to be recompiled to only support integers in `n1`. This benchmark shall serve as an example for a program with a phase change: After a stable behavior in a first phase, some datatypes change as the program transitions into its second phase. For a monomorphic `n1` the function executes about twice as fast. This is due to `R` not yet supporting unboxed values that can be either integers or floating-point values, since the resulting dynamic type conversions would be difficult to track.

```

id <- function(a) {
  # prevent inlining
  while (F) a;
  while (F) a;
  a
}
add <- function(a, b) id(a)+id(b)

poison=structure(1, class="foo")
add(poison, poison)

test <- function() {
  s = 0
  for (num in 1:500000) {
    s = add(s, num)
  }
  s
}
for (i in 1:n) test()
    
```

Listing 4. Trivial functions polluted by multiple callers

The third benchmark `profiler_shared` shown in Listing 4 features trivial `id` and `add` functions with two different callers. Initially the `add` function is called with a number that has a class attribute attached to it, namely with the argument `poison=structure(1, class="foo")`. Because `poison` is an object and `add` does not use it directly, it is passed as a promise to `id` where it is in fact evaluated. The `id` function is also written in such a way that it will not be inlined. This prevents `add` from observing that `poison` is in fact a number. In the following part of the benchmark, the `test` function is called repeatedly which, in turn, repeatedly calls the `add` function with simple numbers. The `add` function is inlined into `test` importing with it the unrelated type feedback of the earlier calls with `poison` as arguments. We lose performance improvements we could have had if `add` had the information

that it was dealing with normal numbers. This is, however, a fact the profiler should be able to detect and trigger reoptimization for. This is a second example of a scenario where previously relevant type information is no longer needed. But other than in the *profiler_microbenchmark* this time it is the combination of an object and a number type instead of two number types. And instead of a global variable that changes, it is the method's parameter in a situation where the function would normally not be specialized. By statically removing the `add(poison, poison)` calls, \tilde{R} is able to execute this function six times faster.

Results. For the evaluation we used the threshold values determined in [subsection 5.2](#). For each sampling period configuration, we used the smallest measured threshold above which no significant improvements in the outlier count could be observed. This is 20 for periods of 1 million and 500,000 instructions and 75 for 100,000 instructions. Tuning the compilation threshold is not easy and there is a clear trade-off: These benchmarks take about 1 to 2 seconds to complete. With a lower threshold, optimizations can be applied much quicker but we risk overly eager optimization. With a higher threshold, we reduce the risk of overly eager optimization but delay optimization where they would make sense. The *microbenchmark* and the *rsa* benchmark could be improved by at most 2 \times , the *shared* benchmark by 6 \times . The actual improvements are more modest for three reasons: First, it takes the profiler some time to detect the phase change. Second, the benchmark includes re-compilation time. Lastly, the theoretical limit was determined by statically changing the benchmarks to exhibit only the stable behavior, whereas the profiler must use speculative optimizations with run-time guards.

[Figure 4](#) shows that for all three benchmarks, the 1 million instruction sampling period performed the worst of all three. In fact, for each benchmark, the smaller sampling periods are always performing better. This makes sense, since the difference in thresholds is smaller than the difference in the sampling period. This leads to shorter sampling times and quicker reoptimization when using smaller sampling periods.

We also observe a sampling period of 1 million instructions and a threshold of 20 to not yield any substantial performance improvements. In all three benchmarks there are runs that show a reduction in performance. However, with a sampling period of 500,000 instructions at the same threshold, we are capable of reoptimization soon enough that we see a significant increase in performance in all three benchmarks.

While using a sampling period of 100,000 instructions with a threshold of 50 yields better performance, it is also the configuration that produces the most outliers in [subsection 5.2](#) of the configurations presented here. This once more highlights the trade-off present in tuning the profiler for a specific application. To conclude, taking into account

	narrower	changed	optimizable
warmup (mean)	4	21	13
warmup (median)	1	1	0
stable (mean)	0.6	6	3.5
stable (median)	0	0	0

Figure 5. Optimization Opportunities

both the outliers produced in [subsection 5.2](#) and the benefit gained in these three examples, we consider a sampling period of 500,000 instructions and a threshold of 20 to be the best combination.

5.4 Estimation of Impact

To estimate how common it is for R code optimized by \tilde{R} to feature types which are not as narrow as actually observed at run time, we performed an additional experiment on the benchmark suite using a modified version of \tilde{R} . The backend was changed to instrument the native code such that every boxed value produced is recorded according to the same approach as the sampling profiler would. This allows us to simulate a maximally accurate profiling run. During the execution of the benchmark suite we observed that 36 out of 46 benchmark programs contained at least one instance of optimized code encountering less generic value types, mostly during warmup (i.e. before inlining).

However, as can be seen in [Figure 5](#), after the warmup phase \tilde{R} does not under-speculate much, as expected since it is optimized for this suite. If it does, the missing speculation would not always lead to improvements, since there might not be a target optimization. The row *narrower* indicates that the profiled type is a subtype of the original type feedback, and *changed* indicates that it is a different, unrelated type. We conservatively define narrower or changed types to be an optimization opportunity (labeled *optimizable*), if they would lead to either unboxing, or optimizations through ruling out dynamic dispatch. Some benchmarks contain a large number of recorded optimization opportunities, since one missed opportunity likely occurs multiple times if it concerns the same variable.

6 Discussion and Future Work

There are several open questions which are not answered yet in this work. The main question of course being, whether the technique is successful at improving the performance of real world R programs. We believe to answer this question our implementation has to be extended to include more properties and provide a slightly more holistic notion of *missed optimization opportunities*. Moreover, the evaluation we performed of the current implementation led us to the realization that the traditional benchmarking methodology has limitations that prevent us from measuring any performance

gains of such a system. The existing \tilde{R} benchmark suite is designed to measure peak performance. The approach involves repeatedly invoking the same function and only measure the run time once it stabilized. Each in-process iteration of one benchmark performs the same sequence of operations from start to finish. Contrasting this with the goal of profile guided re-optimization, we notice that any profile information that appears stale within one iteration of the benchmark, is guaranteed to repeat again when the next iteration is invoked. Not surprising we do not measure any performance improvement, since every iteration does exactly the same thing; if the profiler triggers some re-optimization, we are guaranteed to cause a deoptimization event on the next in-process iteration, since we always start again from the same state. To be able to measure a positive effect within this framework we are therefore presented with two equally unattractive choices: Either we keep some global state across iterations and cause the first iteration to be different from all subsequent ones, or we reset all compiled code at the beginning of each iteration (or similarly, measure whole-process iterations instead of in-process iterations). The former approach does not allow us to measure how fast the profiler is at engaging the compiler and causing the performance to improve, since all of the re-optimization happens in the first few iterations and which we will discard as warmup runs. With the latter approach, taken in [subsection 5.3](#), we simulate the whole process from warm up, then optimization with stale feedback, then re-optimization, for every measured iteration. This means our reported numbers include compilation time, profiling time, time spent in the interpreter, and so on. Such a measurement includes much more noise from unrelated causes and therefore we need to take adequate precautions to correctly interpret the numbers. For instance, the benchmark needs to be such that the majority of the time is spent in the final, stable, re-optimized native code. If not, the comparison is meaningless, since the run time is dominated by other effects.

Selecting a good sampling frequency is also a difficult problem and it might be necessary to choose an adaptive strategy. Especially if the distribution of types is skewed such that some types occur very infrequently, the profiler might suggest wrong speculations and we must have a mechanism in place to detect and prevent them from repeating. For instance, one example we found in the benchmarks suite is the following snippet from the `nbody_2` benchmark:

```
drr <- array(dim=c(n_bodies, n_bodies, 3))
for (i in 1:n_bodies)
  for (j in 1:n_bodies)
    drr[i, j,] <- body_r[,i] - body_r[,j]
  ...
```

Here, the variable `drr` is defined as an uninitialized array and then subsequently updated with concrete values. The `array` function from the standard library initializes arrays

with logical `NA` values and therefore the initial type of the array is of type `logical`. However the `body_r` variable is a double array, causing the first assignment to convert `drr` to double as well. When sampling the `nbody_2` benchmark in the default configuration, less than one in ten samples of that function contain the initial logical type. On the other hand, this particular problem can also be solved by improving type inference. In this case adding a single rule to the type inference pass of the compiler is sufficient to statically infer the type of `array` when the initial value is left out. In general, we observed type inference to be very robust at discarding or complementing implausible type feedback. In particular, in combination with sampling-based profiling, where the feedback can be sparse with many missing entries, we believe that an inference pass to infer the most likely type could further improve our results.

For a few benchmarks we have observed the profiler to incur a substantial overhead. This overhead could be further reduced by running the profiler in bursts. We are also interested in exploring the use of profiles which are simply too expensive to gather by instrumentation. For example, we would like to evaluate the use of context sensitive profiling proposed by [Whaley \[2000\]](#) in our context. Context sensitive profiling would allow us to detect candidates for splitting, where different callers should be presented duplicates of their common callee, hence avoiding false sharing of type feedback.

7 Conclusion

We present a sampling-based profiler for a virtual machine, capable of monitoring native code without instrumentation, used to detect inefficient code with missed optimization opportunities. The absence of instrumentation has the advantage that when the profiler is not engaged, no additional overhead is incurred. We evaluate the approach on an implementation for the \tilde{R} research virtual machine for the R language. Our profiler uses the Performance Monitoring Unit (PMU) to trigger samples, allowing to reliably interrupt the program only when running in user-level code and not during syscalls.

Preliminary measurements indicate that it is possible to accurately detect stale or too generic specialization in native code and improve peak performance by recompilation with subsequent specialization to the sampled information. The profiling was found to incur small overheads of typically below 3% and up to 13% for some benchmarks and configurations. The main trade-off observed concerns the recompilation threshold, that needs to be tuned to trigger as early as possible while avoiding the use of incomplete data leading to wrong speculation. Our evaluation considers many combinations of sampling intervals and recompilation thresholds, which allowed us to determine a sweet-spot for our implementation. Three short running benchmarks,

which are representative for real-world situations with stale type feedback, show encouraging improvements of 1.1-1.5 \times .

It still remains to be seen if the proposed technique can be tuned and made robust enough to improve the performance of real world R programs without causing unexpected performance behavior. As future work, we proposed to explore more robust heuristics, sampling of more properties besides types and the recording of context sensitive samples.

Acknowledgments

We greatly thank all the people contributing to \dot{R} over the years, in particular Guido Chari, Jakob Hain, Paley Li, Petr Maj, Ming-Ho Yee. Thank you Oscar Nierstrasz, this work would not have come together if it weren't for your passionate mentoring and teaching. This work received funding from the Office of Naval Research (ONR) award 503353, the European Research Council under the European Union's Horizon 2020 research and innovation programme (grant agreement 695412), the NSF (award 1759736), and the Czech Ministry of Education, Youth and Sports (grant agreement CZ.02.1.010.00.015_0030000421).

References

- Advanced Micro Devices AMD. 2017. *Processor Programming Reference (PPR) for AMD Family 17h Model 01h, Revision B1 Processors, Sec. 2.1.13*.
- Glenn Ammons, Thomas Ball, and James R. Larus. 1997. Exploiting Hardware Performance Counters with Flow and Context Sensitive Profiling. *Programming Language Design and Implementation (PLDI)*. <https://doi.org/10.1145/258916.258924>
- ARM. 2014. *ARM Architecture Reference Manual, Ch. C12 (armv7-a and armv7-r ed.)*.
- Matthew Arnold, Michael Hind, and Barbara G. Ryder. 2012. Online feedback-directed optimization of Java. In *Conference on Object-Oriented Programming Systems, Languages and Applications (OOPSLA)*. <https://doi.org/10.1145/583854.582432>
- Edd Barrett, Carl Friedrich Bolz-Tereick, Rebecca Killick, Sarah Mount, and Laurence Tratt. 2017. Virtual Machine Warmup Blows Hot and Cold. In *Conference on Object-Oriented Programming Systems, Languages and Applications (OOPSLA)*. <https://doi.org/10.1145/3133876>
- Michael G. Burke, Jong-Deok Choi, Stephen Fink, David Grove, Michael Hind, Vivek Sarkar, Mauricio J. Serrano, V. C. Sreedhar, Harini Srinivasan, and John Whaley. 1999. The Jalapeño Dynamic Optimizing Compiler for Java. In *ACM Conference on Java Grande (JAVA)*. <https://doi.org/10.1145/304065.304113>
- Craig Chambers and David Ungar. 1989. Customization: Optimizing Compiler Technology for SELF, a Dynamically-typed Object-oriented Programming Language. In *Programming Language Design and Implementation (PLDI)*. <https://doi.org/10.1145/73141.74831>
- Gilles Duboscq, Thomas Würthinger, Lukas Stadler, Christian Wimmer, Doug Simon, and Hanspeter Mössenböck. 2013. An Intermediate Representation for Speculative Optimizations in a Dynamic Compiler. In *Workshop on Virtual Machines and Intermediate Languages (VMIL)*. <https://doi.org/10.1145/2542142.2542143>
- Stephen J. Fink and Feng Qian. 2003. Design, Implementation and Evaluation of Adaptive Recompilation with On-Stack Replacement. In *Symposium on Code Generation and Optimization (CGO)*. <https://doi.org/10.1109/CGO.2003.1191549>
- Olivier Flückiger, Guido Chari, Jan Jecmen, Ming-Ho Yee, Jakob Hain, and Jan Vitek. 2019. R melts brains: an IR for first-class environments and lazy effectful arguments. In *International Symposium on Dynamic Languages (DLS)*. <https://doi.org/10.1145/3359619.3359744>
- Olivier Flückiger, Guido Chari, Ming-Ho Yee, Jan Jecmen, Jakob Hain, and Jan Vitek. 2020a. Contextual Dispatch for Function Specialization. In *Conference on Object-Oriented Programming Systems, Languages and Applications (OOPSLA)*.
- Olivier Flückiger, Andreas Wälchli, Sebastián Krynski, and Jan Vitek. 2020b. Artifact for "Sampling Optimized Code for Type Feedback". <https://doi.org/10.5281/zenodo.4061655>
- Andreas Gal, Brendan Eich, Mike Shaver, David Anderson, David Mandelin, Mohammad R. Haghighat, Blake Kaplan, Graydon Hoare, Boris Zbarsky, Jason Orendorff, Jesse Ruderman, Edwin W. Smith, Rick Reitmaier, Michael Bebenita, Mason Chang, and Michael Franz. 2009. Trace-based Just-in-time Type Specialization for Dynamic Languages. In *Programming Language Design and Implementation (PLDI)*. <https://doi.org/10.1145/1542476.1542528>
- Fergus Henderson. 2002. Accurate garbage collection in an uncooperative environment. In *International Symposium on Memory Management (ISMM)*. <https://doi.org/10.1145/512429.512449>
- Urs Hölzle and David Ungar. 1994. Optimizing Dynamically-Dispatched Calls with Run-Time Type Feedback. (1994). <https://doi.org/10.1145/178243.178478>
- Intel Corporation Intel. 2019. *Intel 64 and IA-32 Architectures Software Developer Manuals, Vol. 3B, Ch. 18-19*.
- Thomas Kistler and Michael Franz. 2003. Continuous program optimization: A case study. *ACM Transactions on Programming Languages and Systems (TOPLAS)* 25, 4 (2003). <https://doi.org/10.1145/778559.778562>
- Shirley V. Moore. 2002. A comparison of counting and sampling modes of using performance monitoring hardware. In *Lecture Notes in Computer Science (including subseries Lecture Notes in Artificial Intelligence and Lecture Notes in Bioinformatics)*, Vol. 2330 LNCS. https://doi.org/10.1007/3-540-46080-2_95
- Floralé Morandat, Brandon Hill, Leo Osvald, and Jan Vitek. 2012. Evaluating the Design of the R Language: Objects and Functions for Data Analysis. In *European Conference on Object-Oriented Programming (ECOOP)*. https://doi.org/10.1007/978-3-642-31057-7_6
- Michael Paleczny, Christopher Vick, and Cliff Click. 2001. The Java Hotspot Server Compiler. In *Symposium on Java™ Virtual Machine Research and Technology Symposium (JVM)*.
- F. Pizlo. 2018. Inline Caching in JavaScriptCore. (2018). <http://www.filpizlo.com/slides/pizlo-icoolps2018-inline-caches-slides.pdf> Keynote at IC00OLPS.
- R Core Team. 2020. *R: A Language and Environment for Statistical Computing*. <https://www.R-project.org>
- Florian T. Schneider, Mathias Payer, and Thomas R. Gross. 2007. Online optimizations driven by hardware performance monitoring. In *Programming Language Design and Implementation (PLDI)*. <https://doi.org/10.1145/1273442.1250777>
- Toshio Suganuma, Toshiaki Yasue, Motohiro Kawahito, Hideaki Kornatsu, and Toshio Nakatani. 2011. A dynamic optimization framework for a Java just-in-time compiler. In *Conference on Object-Oriented Programming Systems, Languages and Applications (OOPSLA)*, Vol. 36. <https://doi.org/10.1145/504311.504296>
- John Whaley. 2000. A portable sampling-based profiler for Java virtual machines. In *ACM Conference on Java Grande (JAVA)*. <https://doi.org/10.1145/337449.337483>
- Thomas Würthinger, Andreas Wöß, Lukas Stadler, Gilles Duboscq, Doug Simon, and Christian Wimmer. 2012. Self-optimizing AST interpreters. In *Symposium on Dynamic Languages (DLS)*. <https://doi.org/10.1145/2384577.2384587>
- Dmitrijs Zapanuks, Milan Jovic, and Matthias Hauswirth. 2009. Accuracy of performance counter measurements. In *International Symposium on Performance Analysis of Systems and Software (ISPASS)*. <https://doi.org/10.1109/ISPASS.2009.4919635>

A Appendix

One large obstacle in the works presented in this paper was the correct configuration of the PMU. We found the available documentation to be somewhat lacking in detail about achieving specific configurations. In Listing 5 we present the configuration we used.

The first part configures a function handler (not shown) as the signal handler for the SIGUSR1 signal. Next, we prepare the PMU configuration. We configure the PMU to count retired hardware instructions and to sample the instruction pointer at a set period. In this configuration the PMU reads the current instruction pointer after the set number of instructions. We also exclude the kernel and hypervisor. This prevents the PMU from taking a sample while executing in these two modes. The `precise_ip` flag set to 3 forces the PMU to take the sample immediately when the instruction counter reached its set limit. These two configurations work together to prevent signal produced by the sampling from interfering with system calls.

Applying these configurations using `perf_event_open` returns a file descriptor. The samples taken by the PMU are written to a buffer associated with that descriptor. Next, we take that file descriptor and configure it using `fcntl` to send a SIGUSR1 signal whenever new data becomes available (*i.e.*, a new sample has been taken).

Finally we reset the PMU and refresh the sample limit. Setting it to a value of `-1` allows the PMU to take the maximum number of samples (usually 2^{40}). By using this, we get a basically unlimited number of samples and don't have to refresh again.

Listing 5. PMU settings for repeatedly triggering signals

```
int signal = SIGUSR1;
// Register a signal handler
struct sigaction sa;
memset(&sa, 0, sizeof(sa));
// register handler function
sa.sa_handler = handler;
sa.sa_flags = 0;
if (sigaction(signal, &sa, NULL) != 0)
    exit(FAIL);

// Configure PMU
struct perf_event_attr pe;
memset(&pe, 0, sizeof(pe));
pe.type = PERF_TYPE_HARDWARE;
pe.size = sizeof(pe);
// Count retired hardware instructions
pe.config = PERF_COUNT_HW_INSTRUCTIONS;
pe.disabled = 1;
pe.sample_type = PERF_SAMPLE_IP;
pe.sample_period = 1000000;
// excluding kernel-space events
pe.exclude_kernel = 1;
```

```
// excluding hypervisor events
pe.exclude_hv = 1;
// precise event triggering
pe.precise_ip = 3;

// configure PMU for all threads of the
// current process and all CPUs
int fd = perf_event_open(&pe, 0, -1, -1, 0)
;
if (fd != 0)
    exit(FAIL);

// Connect perf event fd to signal
fcntl(fd, F_SETFL, O_NONBLOCK | FASYNC);
fcntl(fd, F_SETSIG, signal);
fcntl(fd, F_SETOWN, getpid());

// Reset event counter to 0
ioctl(fd, PERF_EVENT_IOC_RESET, 0);
// Allow first signal
ioctl(fd, PERF_EVENT_IOC_REFRESH, -1);
```