

A Novel Computational Method for Band Structures of Dispersive Photonic Crystals

Wenqiang Xiao¹ and Jiguang Sun²

¹*Beijing Computational Science Research Center, Beijing 100193, China.*

²*Michigan Technological University, Houghton, MI 49931, U.S.A.*

We propose a new method to compute band structures of dispersive photonic crystals. It can treat arbitrarily frequency-dependent, lossy or lossless materials. The band structure problem is first formulated as the eigenvalue problem of an operator function. Finite elements are then used for discretization. Finally, the spectral indicator method is employed to compute the eigenvalues. Numerical examples in both the TE and TM cases are presented to show the effectiveness. There exist very few examples in literature for the TM case and three examples in this paper can serve as benchmarks.

INTRODUCTION

Photonic crystals are periodic structures composed of dielectric materials. Due to the presence of band gaps, they have the capability to control and manipulate electromagnetic wave propagation with numerous applications in optical communications, filters, lasers, switches and optical transistors [1–3]. Effective calculations of the band structures are important to identify novel optical phenomena and develop new devices.

If the permittivity is independent of the frequency, the band structure calculation needs to solve linear eigenvalue problems of the Maxwell's equations. There exist many successful methods such as the plane wave expansion [4], the finite-difference time-domain (FDTD) method [5], and the finite element method [6, 7], etc. In contrast, frequency dependent permittivities usually lead to nonlinear eigenvalue problems. Much less effective methods have been developed, e.g., the generalizations of the plane wave expansion method, the FDTD method, the cutting plane method, and path-following algorithm [1, 8–11]. These methods either solve the nonlinear eigenvalue problems using the Newton's iteration, which requires accurate initial values, or impose certain restrictions on the material property, e.g., the electric permittivity has some special forms or the shape of the crystal needs to be regular. Nonetheless, a general method for effective band structure calculation for dispersive photonic crystals is highly desirable.

In this study, we propose a novel approach to compute the band structures of photonic crystals of dispersive materials. The permittivity can depend arbitrarily on the frequency as well as the position. The materials can be lossy or lossless. The approach works for both TE case and TM case and can treat crystals with irregular shapes. Roughly speaking, the band structure problem is formulated as the eigenvalue problem of an operator-valued function [12–15]. Then finite elements are used to discretize the operator-valued function. Finally, a spectral indicator method (SIM) is developed to practically compute the eigenvalues of the operator-valued function. This version of SIM extends the idea in [15–19] for the

generalized eigenvalue problems of non-Hermitian matrices and is particularly suitable to compute eigenvalues of operator-valued functions.

EIGENVALUES OF AN OPERATOR-VALUED FUNCTION

Photonic band structures are determined by the eigenvalue problems of the Maxwell's equations [6, 20]

$$\begin{cases} \nabla \times \frac{1}{\epsilon(x, \omega)} \nabla \times \mathbf{H} = \left(\frac{\omega}{c}\right)^2 \mathbf{H}, \\ \nabla \cdot \mathbf{H} = 0, \end{cases} \quad (1)$$

where \mathbf{H} is the magnetic field, ω is the frequency, $\epsilon(x, \omega)$ is the electric permittivity, and c is the speed of light in the vacuum. Let Ω be a compact set on the complex plane \mathbb{C} . In 2D, for $\omega \in \Omega$, the Maxwell's equations (1) can be reduced to the transverse electric (TE) case

$$-\Delta \psi = \left(\frac{\omega}{c}\right)^2 \epsilon(x, \omega) \psi. \quad (2)$$

or the transverse magnetic (TM) case:

$$-\nabla \cdot \left(\frac{1}{\epsilon(x, \omega)} \nabla \psi \right) = \left(\frac{\omega}{c}\right)^2 \psi. \quad (3)$$

For simplicity, we assume that the photonic crystal has the unit periodicity on a square lattice (Fig. 1). Since finite element methods will be used for the discretization of the equation, other lattices/shapes can be treated in the same way. Define $\mathbb{Z} = \{0, \pm 1, \pm 2, \dots\}$ and the lattice $\Lambda = \mathbb{Z}^2$. The electric permittivity is a periodic function given by

$$\epsilon(x + n, \omega) = \epsilon(x, \omega), \quad x = (x_1, x_2) \in \mathbb{R}^2, n \in \Lambda.$$

The infinite periodic domain $D := \mathbb{R}^2 / \mathbb{Z}^2$ can be identified with the unit square $D_0 := (0, 1)^2$ by imposing periodic boundary conditions. Introduce the quasimo-

momentum vector $\mathbf{k} \in \mathcal{K}$, where

$$\mathcal{K} = \{\mathbf{k} \in \mathbb{R}^2 \mid -\pi \leq k_j \leq \pi, j = 1, 2\}$$

is the Brillouin zone. Using the Floquet transform [21], (2) and (3), respectively, can be written as eigenvalue problems parametrized by \mathbf{k} :

$$-(\nabla + i\mathbf{k}) \cdot (\nabla + i\mathbf{k})u(x) = \left(\frac{\omega}{c}\right)^2 \epsilon(x, \omega)u(x) \text{ in } D_0 \quad (4)$$

and

$$-(\nabla + i\mathbf{k}) \cdot \frac{1}{\epsilon(x, \omega)}(\nabla + i\mathbf{k})u(x) = \left(\frac{\omega}{c}\right)^2 u(x) \text{ in } D_0. \quad (5)$$

Here u is the Floquet transform of ψ , a periodic function in both x_1 and x_2 . Let $\Gamma_i, i = 1, \dots, 4$, be the four parts of ∂D_0 (Fig. 1).

$$\begin{cases} u|_{\Gamma_1} = u|_{\Gamma_2}, & u_{x_1}|_{\Gamma_1} = u_{x_1}|_{\Gamma_2}, \\ u|_{\Gamma_3} = u|_{\Gamma_4}, & u_{x_2}|_{\Gamma_3} = u_{x_2}|_{\Gamma_4}. \end{cases} \quad (6)$$

For any $\omega \in \Omega$, assume that the permittivity $\epsilon(x, \omega)$ is a piecewise continuous function satisfying

$$0 < C_0 \leq |\epsilon(x, \omega)| \leq C_1 < \infty, \quad x \in D_0. \quad (7)$$

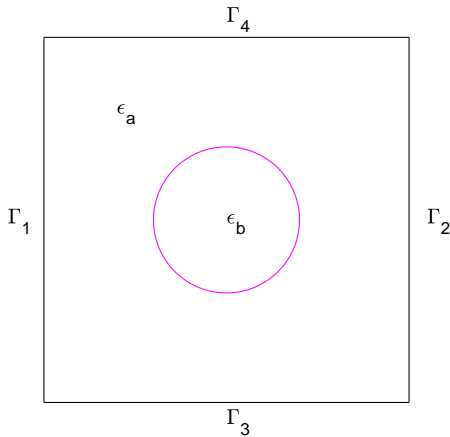


FIG. 1. A square cell D_0 with a disc of radius r at its center.

Let $L_2(D_0)$ be the space of square-integrable functions and $H^1(D_0)$ be the space of functions in $L^2(D)$ whose first order partial derivatives are also square-integrable. Define the subspace of functions in $H^1(D_0)$ with periodic boundary conditions by

$$H_p^1(D_0) = \{v \in H^1(D_0) \mid v|_{\Gamma_1} = v|_{\Gamma_2}, v|_{\Gamma_3} = v|_{\Gamma_4}\}. \quad (8)$$

Multiplying (4) and (5) by a test function $v \in H_p^1(D_0)$ and integrating by parts, the weak formulations are to

find $(\omega, u) \in \Omega \times H_p^1(D_0)$ such that

$$\int_{D_0} (\nabla + i\mathbf{k})u \cdot \overline{(\nabla + i\mathbf{k})v} dx = \left(\frac{\omega}{c}\right)^2 \int_{D_0} \epsilon(x, \omega)u\bar{v} dx \quad (9)$$

for all $v \in H_p^1(D_0)$ in the TE-case and

$$\int_{D_0} \frac{1}{\epsilon(x, \omega)}(\nabla + i\mathbf{k})u \cdot \overline{(\nabla + i\mathbf{k})v} dx = \left(\frac{\omega}{c}\right)^2 \int_{D_0} u\bar{v} dx \quad (10)$$

for all $v \in H_p^1(D_0)$ in the TM-case. If $\epsilon(x, \omega)$ depends on ω , (9) and (10) are nonlinear eigenvalue problems in general.

Using (9) and (10), we define an operator-valued function

$$T : \Omega \rightarrow \mathcal{L}(H_p^1(D_0), H_p^1(D_0)),$$

where $\mathcal{L}(H_p^1(D_0), H_p^1(D_0))$ denotes the space of bounded linear operators from $H_p^1(D_0)$ to $H_p^1(D_0)$. For the TE case, $T(\omega) := T_{TE}(\omega)$ such that

$$\begin{aligned} & (T_{TE}(\omega)u, v) \\ &= \int_{D_0} \nabla u \cdot \nabla \bar{v} + i\mathbf{k}u \cdot \nabla \bar{v} - i\nabla u \cdot \mathbf{k}\bar{v} + |\mathbf{k}|^2 u\bar{v} \\ & \quad - \left(\frac{\omega}{c}\right)^2 \int_{D_0} \epsilon(x, \omega)u\bar{v} dx \text{ for all } v \in H_p^1(D_0). \end{aligned} \quad (11)$$

Similarly, for the TM case, $T(\omega) := T_{TM}(\omega)$ such that

$$\begin{aligned} & (T_{TM}(\omega)u, v) \\ &= \int_{D_0} \frac{1}{\epsilon(x, \omega)} (\nabla u \cdot \nabla \bar{v} + i\mathbf{k}u \cdot \nabla \bar{v} - i\nabla u \cdot \mathbf{k}\bar{v} + |\mathbf{k}|^2 u\bar{v}) \\ & \quad - \left(\frac{\omega}{c}\right)^2 \int_{D_0} u\bar{v} dx \text{ for all } v \in H_p^1(D_0). \end{aligned} \quad (12)$$

Then the eigenvalue problems (9) and (10) are equivalent to the operator eigenvalue problem of finding $\omega \in \Omega$ and $u \in H_p^1(D_0)$ such that

$$T(\omega)u = 0. \quad (13)$$

FEM DISCRETIZATION AND SPECTRAL INDICATOR METHOD

In this section, we employ the finite element methods to discretize $T(\omega), \omega \in \Omega$, and propose a spectral indicator method to compute the eigenvalues of (13).

Let \mathcal{T}_h be a regular triangular mesh for D_0 , where h is the mesh size. Let $V_h \subset H_p^1(D_0)$ be the associated Lagrange finite element space and $\phi_i, i = 1, \dots, N$, be the basis functions for V_h . For a fixed $\mathbf{k} \in \mathcal{K}$, let

$$M_\epsilon^h, \quad M^h, \quad S^h, \quad A^{1,h}, \quad A^{2,h}$$

be the matrices corresponding to the terms

$$\begin{aligned} &(\epsilon(x, \omega)u_h, \bar{v}_h), \\ &(u_h, \bar{v}_h), (\nabla u_h, \nabla \bar{v}_h), \\ &(\mathbf{k}u_h, \nabla \bar{v}_h), \\ &(\nabla u_h, \mathbf{k}\bar{v}_h) \end{aligned}$$

in (11), and

$$M_{\epsilon^{-1}}^h, S_{\epsilon^{-1}}^h, A_{\epsilon^{-1}}^{1,h}, A_{\epsilon^{-1}}^{2,h}$$

be the matrices corresponding to the terms

$$\begin{aligned} &(\epsilon(x, \omega)^{-1}u_h, \bar{v}_h), \\ &(\epsilon(x, \omega)^{-1}\nabla u_h, \nabla \bar{v}_h), \\ &(\epsilon(x, \omega)^{-1}\mathbf{k}u_h, \nabla \bar{v}_h), \\ &(\epsilon(x, \omega)^{-1}\nabla u_h, \mathbf{k}\bar{v}_h) \end{aligned}$$

in (12).

In matrix form, the finite element discretization of (13) can be written as the problem of finding ω and a vector \vec{u} such that

$$\mathbb{T}^h(\omega)\vec{u} = \vec{0}, \quad (14)$$

where, for the TE-case, $\mathbb{T}^h(\omega) := \mathbb{T}_{TE}^h(\omega)$ is given by

$$\mathbb{T}_{TE}^h(\omega) = S^h + iA^{1,h} - iA^{2,h} + |\mathbf{k}|^2 M^h - \left(\frac{\omega}{c}\right)^2 M_\epsilon^h$$

and, for the TM-case, $\mathbb{T}^h(\omega) := \mathbb{T}_{TM}^h(\omega)$ is given by

$$\mathbb{T}_{TM}^h(\omega) = S_{\epsilon^{-1}}^h + iA_{\epsilon^{-1}}^{1,h} - iA_{\epsilon^{-1}}^{2,h} + |\mathbf{k}|^2 M_{\epsilon^{-1}}^h - \left(\frac{\omega}{c}\right)^2 M^h.$$

Now we propose a spectral indicator method to compute all the eigenvalues of \mathbb{T}^h in a compact region Ω of interests on \mathbb{C} . Without loss of generality, let $\Omega \subset \mathbb{C}$ be a square and Θ be the circle circumscribing Ω . For example, Ω can be a square which is symmetric with respect to the real axis if one wants to find eigenvalues close to the real axis.

When $\mathbb{T}^h(\omega)$ is holomorphic in Ω and $\mathbb{T}^h(\omega)^{-1}$ exists and is bounded for all $\omega \in \Theta$, one can define an operator Π by

$$\Pi = \frac{1}{2\pi i} \int_{\Theta} \mathbb{T}^h(\omega)^{-1} d\omega. \quad (15)$$

Let \vec{g}_h be a random vector. If \mathbb{T}^h has no eigenvalues in Ω , $\Pi\vec{g}_h = 0$. On the other hand, if \mathbb{T}^h has at least one eigenvalue in Ω , $\Pi\vec{g}_h \neq 0$ almost surely. This is the key idea of the spectral indicator method (see [16–18]).

Using the trapezoidal rule to approximate $\Pi\vec{g}_h$, we de-

fine an indicator for Ω by

$$I_\Omega := |\Pi\vec{g}_h| \approx \left| \frac{1}{2\pi i} \sum_{j=1}^{m_0} w_j \vec{x}_h(\omega_j) \right|, \quad (16)$$

where m_0 is the number of quadrature points, ω_j are the quadrature points and w_j are the weights. Here $\vec{x}_h(\omega_j)$ is the solution of the linear system $\mathbb{T}^h(\omega_j)\vec{x}_h(\omega_j) = \vec{g}_h$, avoiding the computation of $\mathbb{T}^h(\omega)^{-1}$ in (15).

The indicator I_Ω is used to decide if Ω contains eigenvalues or not. Let $\delta_0 > 0$ be the threshold value. If $I_\Omega > \delta_0$, Ω is said to be admissible and divided into small squares. Otherwise, Ω is not admissible and contains no eigenvalues. One computes the indicators of the small squares and decide if they are admissible. The procedure continues until the diameter of an admissible square $d(\Omega)$ is less than β_0 . Consequently, eigenvalues are identified with precision β_0 .

For a fixed $\mathbf{k} \in \mathcal{K}$, the following algorithm SIM-H (spectral indicator method for holomorphic operator-valued functions) computes all the eigenvalues of \mathbb{T}^h in a collection of uniform square regions $\{\Omega_k^0, k = 1, \dots, I^0\}$ of interests. We shall use the TE case as an example. The TM case is similar.

SIM-H:

- Generate a triangular mesh D_0 .
 - Given a collection of square regions $\{\Omega_k^0\}$.
 - Choose the precision β_0 and the threshold δ_0 .
1. Assemble the matrices $M^h, S^h, A^{1,h}, A^{2,h}$.
 2. Choose a random \vec{g}_h and set $i = 0$.
 3. At level i , do
 - For each square Ω_k^i at current level i , evaluate the indicator $I_{\Omega_k^i}$ as follows.
 - * At each quadrature point ω_j , assemble $M_\epsilon^h(\omega_j)$ and $\mathbb{T}^h(\omega_j)$.
 - * Solve $\vec{x}_h(\omega_j)$ for $\mathbb{T}^h(\omega_j)\vec{x}_h(\omega_j) = \vec{g}_h$.
 - * Compute

$$I_{\Omega_k^i} := \left| \frac{1}{2\pi i} \sum_{j=1}^{m_0} w_j \vec{x}_h(\omega_j) \right|.$$
 - If $I_{\Omega_k^i} > \delta_0$, mark Ω_k^i as admissible. Otherwise, discard Ω_k^i .
 - If $d(\Omega_k^i) > \beta_0$, uniformly divide all the admissible squares into smaller squares and leave them to the next level $i \leftarrow i + 1$. Otherwise, stop.
 4. Output the eigenvalues (centers of the admissible square regions).

The algorithm is highly scalable. The collection of squares $\{\Omega_k^i, k = 1, \dots, I^i\}$ at any level i can be treated parallelly.

NUMERICAL EXAMPLES

We present several examples by showing the dispersion relations $\omega(\mathbf{k})$ with \mathbf{k} moving from $\Gamma = (0,0)$, to $X = (\pi, 0)$, to $M = (\pi, \pi)$, and back to Γ . Consider an array of identical, infinitely long, parallel cylinders, embedded in vacuum, whose intersection with a perpendicular plane forms a simple square lattice with a disc inside. In all the examples, $\epsilon_a = 1$ is the permittivity of the vacuum and ϵ_b is the permittivity in the disc. Define the filling fraction $f = \pi r^2/a^2$, where $a = 1$ is the side length of the unit cell D_0 , r is the radius of the disc at the center of D_0 . The linear Lagrange element is used for discretization. In all numerical examples, we set $\delta_0 = 0.01$ and $\beta_0 = 10^{-4}$. We note that δ_0 is usually problem dependent and can be chosen by test and error.

When materials are lossy, the eigenvalues are complex in general. In the following examples, the imaginary parts are relative small and, the real parts of the eigenvalues are used in the dispersion diagrams. There exist very few examples in literature for the TM case, which are deemed to be challenging. We present one dispersion diagram for the TE case and three for the TM case.

Example 1. The dispersive material is described by the Drude model: $\epsilon_b(\omega) = 1 - \frac{\omega_p^2}{\omega^2 - i\omega\omega_\tau}$ where $\omega_p = 2\pi \times 1914\text{THz}$ is the plasma frequency and $\omega_\tau = 2\pi \times 8.34\text{THz}$ is the damping frequency [20, 22]. The filling fraction $f = 0.1256$ such that the radius of the disc is $r \approx 0.2$. We show the dispersion diagrams in Fig. 2, which are consistent with Fig. 5 and Fig. 6 of [22].

Example 2. The lossy dispersive material is described by $\epsilon(\omega) = 1 - \frac{\omega_p^2}{\omega(\omega + i\gamma)}$ with $\frac{\omega_p a}{2\pi c} = 1, \gamma = 0.01\omega_p$, where γ is an inverse electronic relaxation time [9, 10]. In Fig. 3, we show the dispersion diagrams with the filling fraction $f = 0.01$ and $f = 0.2827$, respectively, for the TM case. The results for $f = 0.2827$ is consistent with Fig. 5 in [10]. Note that [10] only shows a part of the diagram (from Γ to X).

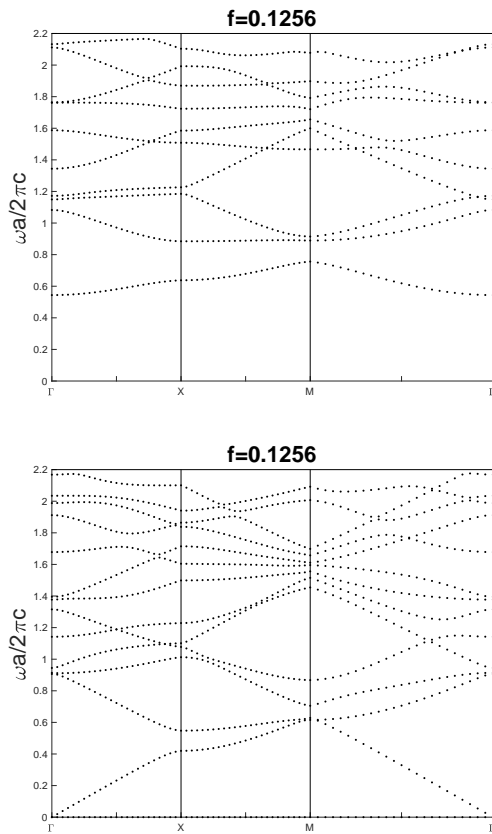


FIG. 2. Example 1. Dispersion diagrams for metal rods with materials described by the Drude model. Top: TE case, Bottom: TM case.

-
- [1] C.M. Soukoulis (ed.), *Photonic Band Gap Materials*, Springer, Dordrecht, 1996.
 - [2] K. Sakoda, *Optical Properties of Photonic Crystals*. Springer, Berlin, 2001.
 - [3] B. Yang, et al., *Ideal Weyl points and helicoid surface states in artificial photonic crystal structures*. *Science*, 359 (2018), Issue 6379, 1013-1016.
 - [4] K.M. Ho, C.T. Chan, and C.M. Soukoulis, *Existence of a photonic gap in periodic dielectric structures*. *Phys. Rev. Lett.* 65 (1990), 3152-3155.
 - [5] M. Qiu and S. He, *A nonorthogonal finite-difference time-domain method for computing the band structure of a two-dimensional photonic crystal with dielectric and metallic inclusions*. *J. Appl. Phys.* 87 (2000), 8268-8275.
 - [6] W. Axmann and P. Kuchment, *An efficient finite element method for computing spectra of Photonic and Acoustic band-gap materials I. Scalar Case*. *J. Comput. Phys.* 150 (1999), 468-481.
 - [7] D.C. Dobson, *An efficient method for band structure calculations in 2D photonic crystals*. *J. Comput. Phys.* 149 (1999), 363-376.
 - [8] A. Spence and C. Poulton, *Photonic band structure calculations using nonlinear eigenvalue techniques*. *J. Comput. Phys.* 204 (2005), 65-81.
 - [9] V. Kuzmiak, A. A. Maradudin, *Distribution of electromagnetic field and group velocities in two-dimensional periodic systems with dissipative metallic components*, *Physical Review B.* (1998), 7230-7251.
 - [10] T. Ito, K. Sakoda, *Photonic bands of metallic systems. II. Features of surface plasmon polaritons*. *Physical Review B*, 64, 045117 (2001).
 - [11] O. Toader and S. John, *Photonic band gap enhancement in frequency-dependent dielectrics*. *Physical Review E* 70 (2004), 046605.
 - [12] O. Karma, *Approximation in eigenvalue problems for holomorphic Fredholm operator functions. II. (Conver-*

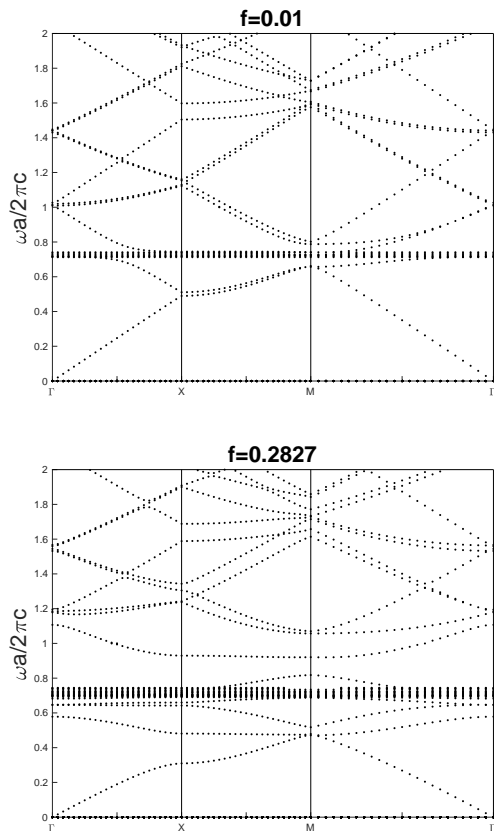


FIG. 3. Example 2. Dispersion diagrams for metal rods of a lossy materials for the TM case. Top: $f = 0.01$, Bottom $f = 0.2827$.

gence rate). Numer. Funct. Anal. Optim. 17 (1996), no. 3-4, 389-408.

- [13] I. Gohberg and J. Leiterer, Holomorphic operator functions of one variable and applications. Birkhäuser Verlag, Basel, 2009.
- [14] C. Engström, *On the spectrum of a holomorphic operator-valued function with applications to absorptive photonic crystals*. Math. Models Methods Appl. Sci. 20 (2010), 1319-1341.
- [15] W. Xiao, B. Gong, J. Sun and Z. Zhang, *A new finite element approach for the Dirichlet eigenvalue problem*. Appl. Math. Lett. 105 (2020), 106295.
- [16] R. Huang, A. Struthers, J. Sun and R. Zhang, *Recursive integral method for transmission eigenvalues*. J. Comput. Phys. 327 (2016), 830-840.
- [17] R. Huang, J. Sun and C. Yang, *Recursive integral method with Cayley transformation*. Numer. Linear Algebra Appl. 25 (2018), no. 6, e2199.
- [18] R. Huang, J. Sun and C. Yang, *A multilevel spectral indicator method for eigenvalues of large non-Hermitian matrices*. SIAM Trans. Appl. Math., accepted, 2020. arXiv:2006.16117.
- [19] J. Sun and A. Zhou, Finite element methods for eigenvalue problems. CRC Press, Taylor & Francis Group, Boca Raton, 2016.
- [20] A. Raman and S. Fan, *Photonic band structure of dispersive metamaterials formulated as a Hermitian eigenvalue problem*. Phys. Rev. Lett. 104 (2010), 087401.
- [21] P. Kuchment, Floquet Theory for Partial Differential Equations. Birkhäuser Verlag, Basel (1993).
- [22] E. Degirmenci, P. Landais, Finite element method analysis of band gap and transmission of two-dimensional metallic photonic crystals at terahertz frequencies, Applied Optics. 52, 7367-7375 (2013).