

DYNAMIC GRAPH: LEARNING INSTANCE-AWARE CONNECTIVITY FOR NEURAL NETWORKS

Kun Yuan, Quanquan Li, Dapeng Chen, Aojun Zhou and Junjie Yan

SenseTime Research Institute

{yuankun, liquanquan, chendapeng, zhouaojun, yanjunjie}@sensetime.com

ABSTRACT

One practice of employing deep neural networks is to apply the same architecture to all the input instances. However, a fixed architecture may not be representative enough for data with high diversity. To promote the model capacity, existing approaches usually employ larger convolutional kernels or deeper network structure, which may increase the computational cost. In this paper, we address this issue by raising the Dynamic Graph Network (DG-Net). The network learns the instance-aware connectivity, which creates different forward paths for different instances. Specifically, the network is initialized as a complete directed acyclic graph, where the nodes represent convolutional blocks and the edges represent the connection paths. We generate edge weights by a learnable module *router* and select the edges whose weights are larger than a threshold, to adjust the connectivity of the neural network structure. Instead of using the same path of the network, DG-Net aggregates features dynamically in each node, which allows the network to have more representation ability. To facilitate the training, we represent the network connectivity of each sample in an adjacency matrix. The matrix is updated to aggregate features in the forward pass, cached in the memory, and used for gradient computing in the backward pass. We verify the effectiveness of our method with several static architectures, including MobileNetV2, ResNet, ResNeXt, and RegNet. Extensive experiments are performed on ImageNet classification and COCO object detection, which shows the effectiveness and generalization ability of our approach.

1 INTRODUCTION

Deep neural networks have driven a shift from feature engineering to feature learning. The great progress largely comes from well-designed networks with increasing capacity of models (He et al., 2016a; Xie et al., 2017; Huang et al., 2017; Tan & Le, 2019). To achieve the superior performance, a useful practice is to add more layers (Szegedy et al., 2015) or expand the size of existing convolutions (kernel width, number of channels) (Huang et al., 2019; Tan & Le, 2019; Mahajan et al., 2018). Meantime, the computational cost significantly increases, hindering the deployment of these models in realistic scenarios. Instead of adding much more computational burden, we prefer adding *sample-dependent* modules to networks, increasing the model capacity by accommodating the data variance.

Several existing work attempt to augment the sample-dependent modules into network. For example, Squeeze-and-Excitation network (SENet) (Hu et al., 2018) learns to scale the activations in the *channel* dimension conditionally on the input. Conditionally Parameterized Convolution (CondConv) (Yang et al., 2019) uses over-parameterization weights and generates individual convolutional *kernels* for each sample. GaterNet (Chen et al., 2018) adopts a gate network to extract features and generate sparse binary masks for selecting *filters* in the backbone network based upon inputs. All these methods focus on the adjustment of the *micro* structure of neural networks, using a data-dependent module to influence the feature representation at the same level. Recall the deep neural network to mammalian brain mechanism in biology (Rauschecker, 1984), the neurons are linked by synapses and responsible for sensing different information, the synapses are activated to varying degrees when the neurons perceive external information. Such a phenomenon inspires us to design a data-dependent network structure so that different samples will activate different network paths.

In this paper, we learn to optimize the connectivity of neural networks based upon inputs. Instead of using stacked-style or hand-designed manners, we allow more flexible selection for forwarding paths. Specifically, we reformulate the network into a directed acyclic graph, where nodes represent the convolution block while edges indicate connections. Different from randomly wired neural networks (Xie et al., 2019) that generate random graphs as connectivity using predefined generators, we rewire the graph as a complete graph so that all nodes establish connections with each other. Such a setting allows more possible connections and makes the task of finding the most suitable connectivity for each sample equivalent to finding the optimal sub-graph in the complete graph. In the graph, each node aggregates features from the preceding nodes, performs feature transformation (e.g. convolution, normalization, and non-linear operations), and distributes the transformed features to the succeeding nodes. The output of the last node in the topological order is employed as the representation through the graph. To adjust the contribution of different nodes to the feature representation, we further assign weights to the edges in the graph. The weights are generated dynamically for each input via an extra module (denoted as *router*) along with each node. During the inference, only crucial connections are maintained, which creates different paths for different instances. As the connectivity for each sample is generated through non-linear functions determined by routers, our method can enable the networks to have more representation power than the static network.

We call our method as the Dynamic Graph Network (DG-Net). It doesn't increase the depth or width of the network, while only introduces an extra negligible cost to compute the edge weights and aggregate the features. To facilitate the training, we represent the network connection of each sample as a adjacent matrix and design a buffer mechanism to cache the matrices of a sample batch during training. With the buffer mechanism, we can conveniently aggregate the feature maps in the forward pass and compute the gradient in the backward pass by looking up the adjacent matrices. The main contributions of our work are as follows:

- We *first* introduce the dynamic connectivity based upon inputs to exploit the model capacity of neural networks. Without bells and whistles, simply replacing static connectivity with dynamic one in many networks achieves solid improvement with only a slight increase of ($\sim 1\%$) parameters and ($\sim 2\%$) computational cost (see table 1).
- DG-Net is easy and memory-conserving to train. The parameters of networks and routers can be optimized in a differentiable manner. We also design a buffer mechanism to conveniently access the network connectivity, in order to aggregate the feature maps in the forward pass and compute the gradient in the backward pass.
- We show that DG-Net not only improves the performance for human-designed networks (e.g. MobielNetV2, ResNet, ResNeXt) but also boosts the performance for automatically searched architectures (e.g. RegNet). It demonstrates good generalization ability on ImageNet classification (see table 1) and COCO object detection (see table 2) tasks.

2 RELATED WORK

Non-modular Network Wiring. Different from the modularized designed network which consists of topologically identical blocks, there exists some work that explores more flexible wiring patterns. MaskConnect (Ahmed & Torresani, 2018) removes predefined architectures and learns the connections between modules in the network with k connections. Randomly wired neural networks (Xie et al., 2019) use classical graph generators to yield random wiring instances and achieve competitive performance with manually designed networks. DNW (Wortsman et al., 2019) treats each channel as a node and searches a fine-grained sparse connectivity among layers. TopoNet (Yuan et al., 2020) learns to optimize the connectivity of neural networks in a complete graph that adapt to the specific task. Prior work demonstrates the potential of more flexible wirings, our work on DG-Net pushes the boundaries of this paradigm, by enabling each example to be processed with different connectivity.

Dynamic Networks. Dynamic networks, adjusting the network architecture to the corresponding input, have been recently studied in the computer vision domain. SkipNet (Wang et al., 2018), BlockDrop (Wu et al., 2018) and HydraNet (Mullapudi et al., 2018) use reinforcement learning to learn the subset of blocks needed to process a given input. Some approaches prune channels (Lin et al., 2017a; You et al., 2019) for efficient inference. However, most prior methods are challenging to train, because they need to obtain discrete routing decisions from individual examples. Different from

these approaches, DG-Net learns continuous weights for connectivity to enable ramous propagation of features, so can be easily optimized in a differentiable way.

Conditional Attention. Some recent work proposes to adapt the distribution of features or weights through attention conditionally on the input. SENet (Hu et al., 2018) boosts the representational power of a network by adaptively recalibrating channel-wise feature responses by assigning attention over channels. CondConv (Yang et al., 2019) and dynamic convolution (Chen et al., 2020) are restricted to modulating different experts/kernels, resulting in attention over convolutional weights. Attention-based models are also widely used in language modeling (Luong et al., 2015; Bahdanau et al., 2015; Vaswani et al., 2017), which scale previous sequential inputs based on learned attention weights. In the vision domain, previous methods most compute attention over *micro* structure, ignoring the influence of the features produced by different layers on the final representation. Unlike these approaches, DG-Net focuses on learning the connectivity based upon inputs, which can be seen as attention over features with different semantic hierarchy.

Neural Architecture Search. Recently, Neural Architecture Search (NAS) has been widely used for automatic network architecture design. With evolutionary algorithm (Real et al., 2019), reinforcement learning (Pham et al., 2018) or gradient descent (Liu et al., 2019), one can obtain task-dependent architectures. Different from these NAS-based approaches, which search for a single architecture, the proposed DG-Net generates forward paths on the fly according to the input without searching. We also notice a recent method InstaNAS (Cheng et al., 2020) that generates domain-specific architectures for different samples. It trained a controller to select child architecture from the defined meta-graph, achieving latency reduction during inference. Different from them, DG-Net focuses on learning connectivity in a complete graph using a differentiable way and achieves higher performance.

3 METHODOLOGY

3.1 NETWORK REPRESENTATION WITH DAGS

The architecture of a neural network can be naturally represented by a *directed acyclic graphs (DAG)*, consisting of an ordered sequence of nodes. Specifically, we map both combinations (e.g., addition) and transformation (e.g., convolution, normalization, and activation) into a node. At the same time, connections between layers are represented as edges, which determine the path of the features in the network. For simplicity, we denote a DAG with N ordered nodes as $\mathcal{G} = (\mathcal{N}, \mathcal{E})$, where \mathcal{N} is the set of nodes and \mathcal{E} is the set of edges. We show $\mathcal{E} = \{e^{(i,j)} | 1 \leq i < j \leq N\}$, where $e^{(i,j)}$ indicates a directed edge from the i -th node to the j -th node.

Most traditional convolutional neural networks can be represented with DAGs. For example, VGGNet (Simonyan & Zisserman, 2015) is stacked directly by a series of convolutional layers, where a current layer is only connected to the previous layer. The connectivity in each stage can be represented as $\mathcal{E}_{vgg} = \{e^{(i,j)} | j = i + 1 | 1 \leq i < N\}$. To ease problems of gradient vanishing and exploding, ResNets (He et al., 2016a) build additional shortcut and enable cross-layer connections which can be denoted by $\mathcal{E}_{res} = \{e^{(i,j)} | j \in \{i + 1, i + 2\} | 1 \leq i < N\}$. It is worth noting that some NAS methods (Real et al., 2019; Liu et al., 2019) also follow this wiring pattern that blocks connect two immediate preceding blocks. Differently, DenseNets (Huang et al., 2017) aggregate features from all previous layers in the manner of $\mathcal{E}_{dense} = \{e^{(i,j)} | i \in [1, j - 1] | 1 < j \leq N\}$. Given these patterns of connectivity, the forward procedure of network can be performed according to the topological order. For the j -th node, the output feature $\mathbf{x}^{(j)}$ is computed by:

$$\mathbf{x}^{(j)} = f^{(j)}\left(\sum_{i < j} \mathbb{1}_{\mathcal{E}}(e^{(i,j)}) \cdot \mathbf{x}^{(i)}\right), \text{ s.t. } \mathbb{1}_{\mathcal{E}}(e^{(i,j)}) \in \{0, 1\} \quad (1)$$

where $f^{(j)}(\cdot)$ is the corresponding mapping function for transformations, and $\mathbb{1}_{\mathcal{E}}(e^{(i,j)})$ stands for the indicator function and equals to one when $e^{(i,j)}$ exists in \mathcal{E} .

In each graph, the first node in topological order is the input one that only performs the distribution of features. The last node is the output one that only generates final output by gathering preceding inputs. For a network with K stages, K DAGs are initialized and connected sequentially. Each graph is linked to its preceding or succeeding stage by output or input node. Let $\mathcal{F}^{(k)}(\cdot)$ be the mapping

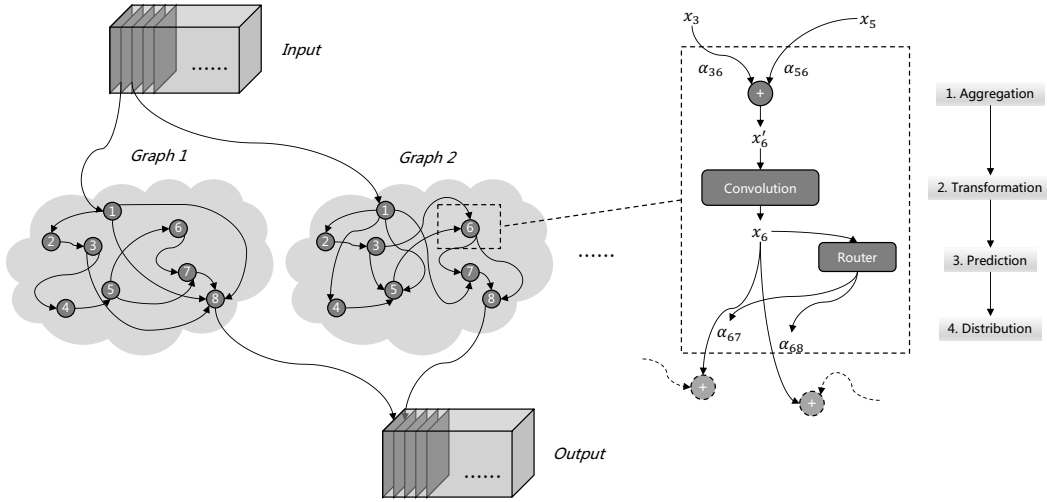


Figure 1: The framework of DG-Net. *Left*: For a training batch, each sample performs different forward paths that are determined by the sample-dependent macro connectivity. *Right*: Node operations at the micro level. Here we illustrate a node with 2 active input edges and output edges. First, it aggregates input features from preceding nodes by weighted sum. Second, convolutional blocks transform the aggregated features. Third, a router predicts routing weights for each sample on the output edges according to the transformed features. Last, the transformed data is sent out by the output edges to the following nodes. Arrows indicate the data flow.

function of the k -th stage, which is established by $\mathcal{G}^{(k)}$ with nodes $\mathcal{N}^{(k)}$ and connectivity $\mathcal{E}^{(k)}$. Given an input \mathbf{x} , the mapping function from the sample to the feature representation can be written as:

$$\mathcal{T}(\mathbf{x}) = \mathcal{F}^{(K)}(\dots \mathcal{F}^{(2)}(\mathcal{F}^{(1)}(\mathbf{x}))) \quad (2)$$

3.2 EXPANDING SEARCH SPACE FOR THE CONNECTIVITY

As shown in Eq.(1), most traditional networks adopt binary codes to formulate the connectivity, resulting in a relatively sparse and static connection pattern. But these prior-based methods limit the connection possibilities, the type of feature fusion required by different samples may be different. In this paper, we raise two modifications in DG-Net to expand the search space with more possible connectivity. *First*, we remove the constraint on the in/out-degree of nodes and initialize the connectivity to be a *complete* graph where edges exist between any nodes. The search space is different from DenseNet that we replace the aggregation method from concatenation to addition. This avoids misalignment of channels caused by the removal or addition of edges. In this way, finding good connectivity is akin to finding optimal sub-graphs. *Second*, instead of selecting discrete edges in the binary type, we assign a soft weight $\alpha^{(i,j)}$ to the edge which reflects the magnitude of connections. This also benefits the connectivity can be optimized in a differentiable manner.

In neural networks, features generated by different layers exhibit various semantic representations (Zhou et al., 2016; Zeiler & Fergus, 2014). Recall to the mammalian brain mechanism in biology (Rauschecker, 1984) that the synapses are activated to varying degrees when the neurons perceive external information, the weights of edges in the graph can be parameterized upon inputs. As shown in the left of Fig. 1, DG-Net can generate appropriate connectivity for each sample. Different from Eq.(1), the output feature can be computed by:

$$\mathbf{x}^{(j)} = f^{(j)}\left(\sum_{i < j} \alpha^{(i,j)} \cdot \mathbf{x}^{(i)}\right) \quad (3)$$

where $\alpha^{(i,j)}$ is a vector that contains the weights related to samples in a batch.

3.3 INSTANCE-AWARE CONNECTIVITY THROUGH ROUTING MECHANISM

To obtain $\alpha^{(i,j)}$ and allow instance-aware connectivity for the network, we add an extra conditional *router* module along with each node, as presented in the right of Fig. 1. The calculation procedure in a node can be divided into four steps. *First*, the node aggregates features from preceding connected nodes by weighted addition. *Second*, the node performs feature transformation with convolution, normalization, and activation layers (determined by the network). *Third*, the router receives the transformed feature and applies squeeze-and-excitation to compute instance-aware weights over edges with succeeding nodes. *Last*, the node distributes the transformed features to succeeding nodes according to the weights. We also discuss the different implementation of routers in appendix 6.2. This method is equivalent to building an independent router for each edge.

Structurally, the router applies a lightweight module consisting of a *global average pooling* $\phi(\cdot)$, a *fully-connected layer* and a *sigmoid activation* $\sigma(\cdot)$. The global spatial information is firstly squeezed by global average pooling. Then we use a fully-connected layer and sigmoid to generate normalized routing weights $\alpha^{(i,j)}$ for output edges. The mapping function of the router can be written as:

$$\varphi(\mathbf{x}) = \sigma(\mathbf{w}^T \phi(\mathbf{x}) + \mathbf{b}), \text{ s.t. } \varphi(\cdot) \in [0, 1), \quad (4)$$

where \mathbf{w} and \mathbf{b} are weights and bias of the fully-connected layer. Particularly, DG-Net is computationally efficient because of the 1-D dimension reduction of $\phi(\cdot)$. For an input feature map with dimension $H \times W \times C_{in}$, the convolutional operation requires $C_{in} C_{out} H W D_k^2$ Multi-Adds (for simplicity, only one layer of convolution is calculated), where D_k is the kernel size. As for the routing mechanism, it only introduces extra $O(\varphi(\mathbf{x})) = C_{in} \zeta_{out}$ Multi-Adds, where ζ_{out} is the number of output edges for the node. This is much less than the computational cost of convolution.

Besides, we set a learnable weight of τ that acts as a threshold for each node to control the connectivity. When the weight is less than the threshold, the connection will be closed during inference. When $\alpha^{(i,j)} = 0$, the edge from i -th node to j -th node will be marked as closed. If the input or output edges for a node are all closed, the node will be removed to accelerate inference time. Meanwhile, all the edges with $\alpha^{(i,j)} > 0$ will be reserved, continuously enabling feature fusion. This can be noted as:

$$\alpha^{(i,j)} = \begin{cases} 0 & \alpha^{(i,j)} < \tau \\ \alpha^{(i,j)} & \alpha^{(i,j)} \geq \tau \end{cases} . \quad (5)$$

3.4 BUFFER MECHANISM FOR MACRO FEATURE AGGREGATION

DG-Net allows flexible wiring patterns for the connectivity, which requires the aggregation of the features among nodes that need to be recorded and shared within a graph. For this purpose, we represent the connectivity in an adjacency matrix (denoted as $\mathbf{M} \in \mathbb{R}^{N \times N}$). The order of rows and columns indicate the topological order of the nodes in the graph. Elements in the matrix represent the weights of edges, as shown in the left of Fig. 2, where rows reflect the weights of input edges and columns are of output edges for a node. During the forward procedure, the i -th node performs aggregation through weights *acquired* from the corresponding row of $\mathbf{M}_{i-1,:}$. Then the node generates weights over output edges through accompanying the router and *stores* them into the column of $\mathbf{M}_{:,i}$. In this way, the adjacency matrix is updated progressively and shared within the graph. For a batch with B samples, different matrices are concatenated in the dimension of batch and cached in a defined buffer (denoted as $\mathbf{M} \in \mathbb{R}^{B \times N \times N}$, where $\mathbf{M}_{b,:,:} = \mathbf{M}$), as shown in the right of Fig. 2. With the buffer mechanism, DG-Net can be trained as an ordinary network without introducing excessive computation or time-consuming burden.

3.5 OPTIMIZATION OF DG-NET

During training, the parameters of the network \mathbf{W}_n , as well as the parameters of routers \mathbf{W}_r , are optimized simultaneously using gradients back-propagation. Given an input \mathbf{x} and corresponding label \mathbf{y} , the objective function can be represented as:

$$\min_{\mathbf{W}_n, \mathbf{W}_r} \mathcal{L}_t(\mathcal{T}(\mathbf{x}; \mathbf{W}_n, \mathbf{W}_r), \mathbf{y}) \quad (6)$$

where $\mathcal{L}_t(\cdot, \cdot)$ denotes the loss function w.r.t specific tasks (e.g. cross-entropy loss for image classification and regression loss for object detection). This method has two benefits. First, simultaneous

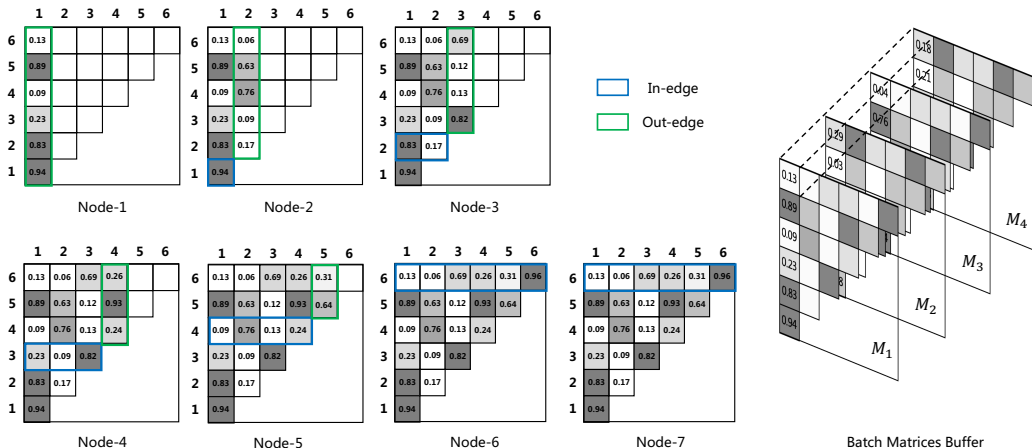


Figure 2: The procedure of updating the adjacency matrix and the proposed buffer for storing. A node obtains the weights of input edges from the row (blue) and storing weights to output edges saving in the column (green). The matrices are saved in a buffer that supports batch training efficiently.

optimization can effectively reduce the time consumption of training. The time to obtain a trained dynamic network is the same as that of a static network. Second, different from DARTS (Liu et al., 2019) that selects operation with the maximum probability, our method learns the connectivity in a continuous manner, which better preserves the consistency between training and testing.

4 EXPERIMENTS

4.1 IMAGENET CLASSIFICATION

Dataset and evaluation metrics. We evaluate our approach on the ImageNet 2012 classification dataset (Russakovsky et al., 2015). The ImageNet dataset consists of 1.28 million training images and 50,000 validation images from 1000 classes. We train all models on the entire training set and compare the single-crop top-1 validation set accuracy with input image resolution 224×224 . We measure performance as ImageNet top-1 accuracy relative to the number of parameters and computational cost in FLOPs.

Model selection and training setups. We validate our approach on a number of widely used models including MobileNetV2-1.0 (Sandler et al., 2018), ResNet-18/50/101 (He et al., 2016a) and ResNeXt50-32x4d (Xie et al., 2017). To further test the effectiveness of DG-Net, we attempt to optimize recent NAS-based networks of RegNets (Radosavovic et al., 2020), which are the best models out of a search space with $\sim 10^{18}$ possible configurations. Our implementation is based on PyTorch (Paszke et al., 2019) and all experiments are conducted using 16 NVIDIA Tesla V100 GPUs with a total batch of 1024. All models are trained using SGD optimizer with 0.9 momentum. Detailed information about the training setting can be seen in appendix 6.1.

Analysis of experimental results. We verify that DG-Net improves performance on a wide range of architectures in Table 1. For fair comparison, we retrain all of our baseline models with the same hyperparameters as the DG-Net models¹. Compared with baselines, DG-Net gets considerable gains with a small relative increase in the number of parameters ($< 2\%$) and inference cost of FLOPs ($< 1\%$). This includes architectures with mobile setting (Sandler et al., 2018), classical residual wirings (He et al., 2016a; Xie et al., 2017), multi-branch operation (Xie et al., 2017) and architecture

¹Our re-implementation of the baseline models and our DG-Net models use the same hyperparameters. For reference, published results for baselines are: MobileNetV2-1.0 (Sandler et al., 2018): 72.00%, ResNet-18 (He et al., 2016b), 69.57%, ResNet-50 (Goyal et al., 2017): 76.40%, ResNet-101 (Goyal et al., 2017): 77.92%, ResNeXt50-32x4d (Xie et al., 2017): 77.80%, RegNetX-600M (Radosavovic et al., 2020): 74.10%, RegNetX-1600M (Radosavovic et al., 2020): 77.00%.

Table 1: ImageNet validation accuracy (%) and inference cost. DG-Nets improve the accuracy of all baseline architectures with small relative increase in the number of parameters and inference cost.

Network	Baselines			DG-Net			Δ Top-1
	Params(M)	FLOPs(M)	Top-1	Params(M)	FLOPs(M)	Top-1	
MobileNetV2-1.0	3.51	299	72.60	3.58	312	73.17	0.57
ResNet18	11.69	1813	70.30	11.71	1826	71.30	1.00
ResNet50	25.55	4087	76.70	25.62	4125	78.00	1.30
ResNet101	44.54	7799	78.29	44.90	7837	79.68	1.39
ResNeXt50-32x4d	25.02	4228	77.97	25.09	4305	79.18	1.21
RegNet-X-600M	6.19	599	74.03	6.22	600	74.60	0.57
RegNet-X-1600M	9.19	1602	77.26	9.22	1604	77.86	0.60

search (Radosavovic et al., 2020). We further find that DG-Net benefits from the large search space which can be seen in the improvements of ResNets. With the increase of the depth from 18 to 101, the formed complete graph includes more nodes, resulting in larger search space and more possible connectivity. And the gains raise from 1.00% to 1.39% in top-1 accuracy. Ablation study on different connectivity method are given in appendix 6.3.

4.2 COCO OBJECT DETECTION

We report the transferability results by fine-tuning the networks for COCO object detection (Lin et al., 2014). We use Faster R-CNN (Ren et al., 2015) with FPN (Lin et al., 2017b) as the object detector. Our fine-tuning is based on the $1\times$ setting of the publicly available Detectron2 (Girshick et al., 2018). We replace the backbone with those in Table 1.

The object detection results are given in Table 2. And FLOPs of the backbone are computed with an input size of 800×1333 . Compared with the static network, DG-Net improves AP by 1.55% with ResNet-50 backbone. When using a larger search space of ResNet101, our method significantly improves the performance by 2.63% in AP. It is worth noting that stable gains are obtained for objects of different scales varying from small to large. This further verifies that instance-aware connectivity can improve the representation capacity toward the dataset with a large distribution variance.

Table 2: COCO object detection *minival* performance. APs (%) of bounding box detection are reported. DG-Nets brings consistently improvement across multiple backbones on all scales.

Backbone	Method	GFLOPs	AP	AP _{.5}	AP _{.75}	AP _S	AP _M	AP _L
ResNet50	Baseline	174	36.42	58.54	39.11	21.93	40.02	46.58
	DG-Net	176	37.97 _{+1.55}	60.42	40.79	23.40	41.36	48.21
ResNet101	Baseline	333	38.59	60.56	41.63	22.45	43.08	49.46
	DG-Net	335	41.22 _{+2.63}	63.51	44.86	25.57	45.47	52.56
ResNeXt50-32x4d	Baseline	181	38.07	60.42	41.01	22.97	42.10	48.68
	DG-Net	183	39.22 _{+1.15}	62.16	42.41	25.23	43.12	49.59

4.3 COMPARED WITH RELATED WORK

Compared with InstaNAS (Cheng et al., 2020). InstaNAS generates data-dependent networks from a designed meta-graph. During inference, it uses a controller to sample possible architectures by a Bernoulli distribution. But it needs to carefully design the training process to avoid collapsing the controller. Differently, DG-Net builds continuous connections between nodes, which allowing more possible connectivity. And the proposed method is compatible with gradient descent, and can be trained in a differentiable way easily. MobileNetV2 is used as the backbone network in InstaNAS. It provides multiple searched architectures under different latencies. For a fair comparison, DG-Net adopts the same structure as the backbone and reports the results of ImageNet. The latency

is tested using the same hardware. The results in Table 3 demonstrate DG-Net can generate better instance-aware architectures in the dimension of connectivity.

Compared with RandWire (Xie et al., 2019). Randomly wired neural networks explore using flexible graphs generated by different graph generators as networks, losing the constraint on wiring patterns. But for the entire dataset, the network architecture it uses is still consistent. Furthermore, DG-Net allows instance-aware connectivity patterns learned from the complete graph. We compare three types of generators in their paper with best hyperparameters, including Erdős-Rényi (ER), Barabási-Albert (BA), and Watts-Strogatz (WS). Since the original paper does not release codes, we reproduce these graphs using NetworkX². We follow the small computation regime to form networks. Experiments are performed in ImageNet using its original training setting except for the DropPath and DropOut. Comparison results are shown in Table 4. DG-Net is superior to three classical graph generators in a similar computational cost. This proves that under the same search space, the optimized data-dependent connectivity is better than randomly wired static connectivity.

Table 3: Compared with InstaNAS under comparable latency in ImageNet.

Model	Top-1	Latency (ms)
InstaNAS-ImgNet-A	71.9	0.239 \pm 0.014
InstaNAS-ImgNet-B	71.1	0.189 \pm 0.012
InstaNAS-ImgNet-C	69.9	0.171 \pm 0.011
DG-Net-MBv2-1.0	73.2	0.257 \pm 0.015

Table 4: Compared with RandWire under small computation regime in ImageNet.

Wiring Type	Top-1	FLOPs(M)
ER (P=0.2)	71.5	602
BA (M=5)	71.2	582
WS (K=4, P=0.75)	72.2	572
DG-Net	73.1	611

Compared with state-of-the-art NAS-based methods. For completeness, we compare with the most accurate NAS-based networks under the mobile setting (~ 600M FLOPs) in ImageNet. It is worth noting that this is *not* the focus of this paper. We select RegNet as the basic architecture as shown in Table 1. For fair comparisons, here we train 250 epochs and other settings are the same with section 4.1. We note RegNet-X with the dynamic graph as DG-Net-A and RegNet-Y with a dynamic graph as DG-Net-B (with SE-module for comparison with particular searched architectures e.g. EfficientNet). The experimental results are given in Table 5. It shows that with a single operation type (*Regular Bottleneck*), DG-Net can obtain considerable performance with other NAS methods.

Table 5: Comparison with NAS methods under mobile setting. Here we train for 250 epochs similar to (Zoph et al., 2018; Real et al., 2019; Xie et al., 2019; Liu et al., 2018; 2019), for fair comparisons.

Network	Params(M)	FLOPs(M)	Top-1	Top-5
NASNet-A (Zoph et al., 2018)	5.3	564	74.0	91.6
NASNet-B (Zoph et al., 2018)	5.3	488	72.8	91.3
NASNet-C (Zoph et al., 2018)	4.9	558	72.5	91.0
Amoeba-A (Real et al., 2019)	5.1	555	74.5	92.0
Amoeba-B (Real et al., 2019)	5.3	555	74.0	91.5
RandWire-WS (Xie et al., 2019)	5.6	583	74.7	92.2
PNAS (Liu et al., 2018)	5.1	588	74.2	91.9
DARTS (Liu et al., 2019)	4.9	595	73.1	91.0
EfficientNet-B0 (Tan & Le, 2019)	5.3	390	76.3	93.2
DG-Net-A	6.2	601	75.4	92.3
DG-Net-B	6.3	601	76.7	92.9

5 CONCLUSION AND FUTURE WORK

In this paper, we present the Dynamic Graph Network (noted as DG-Net), that allows learning instance-aware connectivity for neural networks. Without introducing much computation cost, the model capacity can be increased to ease the difficulties of feature representation for data with high

²<https://networkx.github.io>

diversity. We show that DG-Net is superior to many static networks, including human-designed and automatically searched architectures. Besides, DG-Net demonstrates good generalization ability on ImageNet classification as well as COCO object detection. It also achieved SOTA results compared with related work. DG-Net explores the connectivity in an enlarged search space, which we believe is a new research direction. In future work, we consider verifying DG-Net on more NAS-searched architectures. Moreover, we will study learning dynamic operations beyond the connectivity as well as adjusting the computation cost based upon the difficulties of samples.

REFERENCES

- Karim Ahmed and Lorenzo Torresani. Maskconnect: Connectivity learning by gradient descent. In *ECCV (5)*, volume 11209 of *Lecture Notes in Computer Science*, pp. 362–378. Springer, 2018.
- Dzmitry Bahdanau, Kyunghyun Cho, and Yoshua Bengio. Neural machine translation by jointly learning to align and translate. In *ICLR*, 2015.
- Yinpeng Chen, Xiyang Dai, Mengchen Liu, Dongdong Chen, Lu Yuan, and Zicheng Liu. Dynamic convolution: Attention over convolution kernels. In *CVPR*, pp. 11027–11036. IEEE, 2020.
- Zhourong Chen, Yang Li, Samy Bengio, and Si Si. Gaternet: Dynamic filter selection in convolutional neural network via a dedicated global gating network. *CoRR*, abs/1811.11205, 2018.
- An-Chieh Cheng, Chieh Hubert Lin, Da-Cheng Juan, Wei Wei, and Min Sun. Instanas: Instance-aware neural architecture search. In *AAAI*, pp. 3577–3584. AAAI Press, 2020.
- Ross Girshick, Ilija Radosavovic, Georgia Gkioxari, Piotr Dollár, and Kaiming He. Detectron. <https://github.com/facebookresearch/detectron>, 2018.
- Priya Goyal, Piotr Dollár, Ross B. Girshick, Pieter Noordhuis, Lukasz Wesolowski, Aapo Kyrola, Andrew Tulloch, Yangqing Jia, and Kaiming He. Accurate, large minibatch SGD: training imagenet in 1 hour. *CoRR*, abs/1706.02677, 2017.
- Kaiming He, Xiangyu Zhang, Shaoqing Ren, and Jian Sun. Deep residual learning for image recognition. In *CVPR*, pp. 770–778. IEEE Computer Society, 2016a.
- Kaiming He, Xiangyu Zhang, Shaoqing Ren, and Jian Sun. Identity mappings in deep residual networks. In *ECCV (4)*, volume 9908 of *Lecture Notes in Computer Science*, pp. 630–645. Springer, 2016b.
- Jie Hu, Li Shen, and Gang Sun. Squeeze-and-excitation networks. In *CVPR*, pp. 7132–7141. IEEE Computer Society, 2018.
- Gao Huang, Zhuang Liu, Laurens van der Maaten, and Kilian Q. Weinberger. Densely connected convolutional networks. In *CVPR*, pp. 2261–2269. IEEE Computer Society, 2017.
- Yanping Huang, Youlong Cheng, Ankur Bapna, Orhan Firat, Dehao Chen, Mia Xu Chen, HyounJoong Lee, Jiquan Ngiam, Quoc V. Le, Yonghui Wu, and Zhifeng Chen. Gpipe: Efficient training of giant neural networks using pipeline parallelism. In *NeurIPS*, pp. 103–112, 2019.
- Ji Lin, Yongming Rao, Jiwen Lu, and Jie Zhou. Runtime neural pruning. In *NIPS*, pp. 2181–2191, 2017a.
- Tsung-Yi Lin, Michael Maire, Serge J. Belongie, James Hays, Pietro Perona, Deva Ramanan, Piotr Dollár, and C. Lawrence Zitnick. Microsoft COCO: common objects in context. In *ECCV (5)*, volume 8693 of *Lecture Notes in Computer Science*, pp. 740–755. Springer, 2014.
- Tsung-Yi Lin, Piotr Dollár, Ross B. Girshick, Kaiming He, Bharath Hariharan, and Serge J. Belongie. Feature pyramid networks for object detection. In *CVPR*, pp. 936–944. IEEE Computer Society, 2017b.
- Chenxi Liu, Barret Zoph, Maxim Neumann, Jonathon Shlens, Wei Hua, Li-Jia Li, Li Fei-Fei, Alan L. Yuille, Jonathan Huang, and Kevin Murphy. Progressive neural architecture search. In *ECCV (1)*, volume 11205 of *Lecture Notes in Computer Science*, pp. 19–35. Springer, 2018.

- Hanxiao Liu, Karen Simonyan, and Yiming Yang. DARTS: differentiable architecture search. In *ICLR (Poster)*. OpenReview.net, 2019.
- Thang Luong, Hieu Pham, and Christopher D. Manning. Effective approaches to attention-based neural machine translation. In *EMNLP*, pp. 1412–1421. The Association for Computational Linguistics, 2015.
- Dhruv Mahajan, Ross B. Girshick, Vignesh Ramanathan, Kaiming He, Manohar Paluri, Yixuan Li, Ashwin Bharambe, and Laurens van der Maaten. Exploring the limits of weakly supervised pretraining. In *ECCV (2)*, volume 11206 of *Lecture Notes in Computer Science*, pp. 185–201. Springer, 2018.
- Ravi Teja Mullapudi, William R. Mark, Noam Shazeer, and Kayvon Fatahalian. Hydranets: Specialized dynamic architectures for efficient inference. In *CVPR*, pp. 8080–8089. IEEE Computer Society, 2018.
- Adam Paszke, Sam Gross, Francisco Massa, Adam Lerer, James Bradbury, Gregory Chanan, Trevor Killeen, Zeming Lin, Natalia Gimelshein, Luca Antiga, Alban Desmaison, Andreas Köpf, Edward Yang, Zachary DeVito, Martin Raison, Alykhan Tejani, Sasank Chilamkurthy, Benoit Steiner, Lu Fang, Junjie Bai, and Soumith Chintala. Pytorch: An imperative style, high-performance deep learning library. In *NeurIPS*, pp. 8024–8035, 2019.
- Hieu Pham, Melody Y. Guan, Barret Zoph, Quoc V. Le, and Jeff Dean. Efficient neural architecture search via parameter sharing. In *ICML*, volume 80 of *Proceedings of Machine Learning Research*, pp. 4092–4101. PMLR, 2018.
- Ilija Radosavovic, Raj Prateek Kosaraju, Ross B. Girshick, Kaiming He, and Piotr Dollár. Designing network design spaces. *CoRR*, abs/2003.13678, 2020.
- JP Rauschecker. Neuronal mechanisms of developmental plasticity in the cat’s visual system. *Human neurobiology*, 3(2):109–114, 1984.
- Esteban Real, Alok Aggarwal, Yanping Huang, and Quoc V. Le. Regularized evolution for image classifier architecture search. In *AAAI*, pp. 4780–4789. AAAI Press, 2019.
- Shaoqing Ren, Kaiming He, Ross B. Girshick, and Jian Sun. Faster R-CNN: towards real-time object detection with region proposal networks. In *NIPS*, pp. 91–99, 2015.
- Olga Russakovsky, Jia Deng, Hao Su, Jonathan Krause, Sanjeev Satheesh, Sean Ma, Zhiheng Huang, Andrej Karpathy, Aditya Khosla, Michael S. Bernstein, Alexander C. Berg, and Fei-Fei Li. Imagenet large scale visual recognition challenge. *Int. J. Comput. Vis.*, 115(3):211–252, 2015.
- Mark Sandler, Andrew G. Howard, Menglong Zhu, Andrey Zhmoginov, and Liang-Chieh Chen. Mobilenetv2: Inverted residuals and linear bottlenecks. In *CVPR*, pp. 4510–4520. IEEE Computer Society, 2018.
- Karen Simonyan and Andrew Zisserman. Very deep convolutional networks for large-scale image recognition. In *ICLR*, 2015.
- Nitish Srivastava, Geoffrey E. Hinton, Alex Krizhevsky, Ilya Sutskever, and Ruslan Salakhutdinov. Dropout: a simple way to prevent neural networks from overfitting. *J. Mach. Learn. Res.*, 15(1): 1929–1958, 2014.
- Christian Szegedy, Wei Liu, Yangqing Jia, Pierre Sermanet, Scott E. Reed, Dragomir Anguelov, Dumitru Erhan, Vincent Vanhoucke, and Andrew Rabinovich. Going deeper with convolutions. In *CVPR*, pp. 1–9. IEEE Computer Society, 2015.
- Christian Szegedy, Sergey Ioffe, Vincent Vanhoucke, and Alexander A. Alemi. Inception-v4, inception-resnet and the impact of residual connections on learning. In *AAAI*, pp. 4278–4284. AAAI Press, 2017.
- Mingxing Tan and Quoc V. Le. Efficientnet: Rethinking model scaling for convolutional neural networks. In *ICML*, volume 97 of *Proceedings of Machine Learning Research*, pp. 6105–6114. PMLR, 2019.

- Ashish Vaswani, Noam Shazeer, Niki Parmar, Jakob Uszkoreit, Llion Jones, Aidan N. Gomez, Lukasz Kaiser, and Illia Polosukhin. Attention is all you need. In *NIPS*, pp. 5998–6008, 2017.
- Xin Wang, Fisher Yu, Zi-Yi Dou, Trevor Darrell, and Joseph E. Gonzalez. Skipnet: Learning dynamic routing in convolutional networks. In *ECCV (13)*, volume 11217 of *Lecture Notes in Computer Science*, pp. 420–436. Springer, 2018.
- Mitchell Wortsman, Ali Farhadi, and Mohammad Rastegari. Discovering neural wirings. In *NeurIPS*, pp. 2680–2690, 2019.
- Zuxuan Wu, Tushar Nagarajan, Abhishek Kumar, Steven Rennie, Larry S. Davis, Kristen Grauman, and Rogério Schmidt Feris. Blockdrop: Dynamic inference paths in residual networks. In *CVPR*, pp. 8817–8826. IEEE Computer Society, 2018.
- Saining Xie, Ross B. Girshick, Piotr Dollár, Zhuowen Tu, and Kaiming He. Aggregated residual transformations for deep neural networks. In *CVPR*, pp. 5987–5995. IEEE Computer Society, 2017.
- Saining Xie, Alexander Kirillov, Ross B. Girshick, and Kaiming He. Exploring randomly wired neural networks for image recognition. In *ICCV*, pp. 1284–1293. IEEE, 2019.
- Brandon Yang, Gabriel Bender, Quoc V. Le, and Jiquan Ngiam. Condconv: Conditionally parameterized convolutions for efficient inference. In *NeurIPS*, pp. 1305–1316, 2019.
- Zhonghui You, Kun Yan, Jinmian Ye, Meng Ma, and Ping Wang. Gate decorator: Global filter pruning method for accelerating deep convolutional neural networks. In *NeurIPS*, pp. 2130–2141, 2019.
- Kun Yuan, Quanquan Li, Jing Shao, and Junjie Yan. Learning connectivity of neural networks from a topological perspective. *CoRR*, abs/2008.08261, 2020.
- Matthew D. Zeiler and Rob Fergus. Visualizing and understanding convolutional networks. In *ECCV (1)*, volume 8689 of *Lecture Notes in Computer Science*, pp. 818–833. Springer, 2014.
- Bolei Zhou, Aditya Khosla, Àgata Lapedriza, Aude Oliva, and Antonio Torralba. Learning deep features for discriminative localization. In *CVPR*, pp. 2921–2929. IEEE Computer Society, 2016.
- Barret Zoph, Vijay Vasudevan, Jonathon Shlens, and Quoc V. Le. Learning transferable architectures for scalable image recognition. In *CVPR*, pp. 8697–8710. IEEE Computer Society, 2018.

6 APPENDIX

6.1 MODEL SETTINGS IN IMAGENET CLASSIFICATION

Setup for MobileNetV2. We train the networks for 200 epochs with a half-period-cosine-shaped learning rate decay. The initial learning rate is 0.4 with a warmup phase of 5 epochs. The weight decay is set to $4e-5$. To prevent overfitting, we use label smoothing (Szegedy et al., 2017) with a coefficient of 0.1 and dropout (Srivastava et al., 2014) before the last layer with rate of 0.2. For building DG-Net, the *Inverted Bottleneck* block is represented as a node.

Setup for ResNets and ResNeXt. The networks are trained for 100 epochs with a half-period-cosine-shaped learning rate decay. The initial learning rate is 0.4 with a warmup phase of 5 epochs. The weight decay is set to $e-4$. We use label smoothing with a coefficient of 0.1. Other details of the training procedure are the same as (Goyal et al., 2017). To form DG-Net, the *BasicBlock* of ResNet18 and *Bottleneck* block of ResNet50/101 is denoted as nodes. For ResNeXt, the *Aggregated Bottleneck* block is set to be a node.

Setup for RegNets. The networks are trained for 100 epochs with a half-period-cosine-shaped learning rate decay. The initial learning rate is 0.8 with a warmup phase of 5 epochs. The weight decay is set to $5e-5$. We use label smoothing with a coefficient of 0.1. Other details are the same as (Radosavovic et al., 2020). For DG-Net, the *Regular Bottleneck* is transformed to be a node.

6.2 LOCATION OF ROUTERS

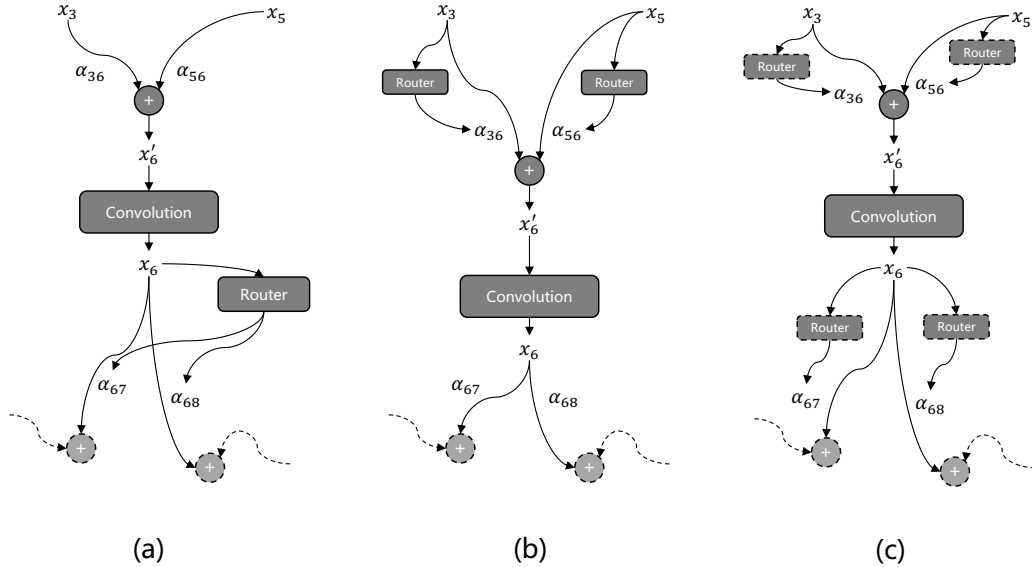


Figure 3: Different routing methods with different locations of routers.

In this paper, the connectivity is determined by the weights of edges which are predicted using extra conditional module routers. Within a node, there are two ways to obtain the weights, respectively predicting the weights of the output edges (as shown in Fig. 3 (a)) or predicting the weights of the input edges (as shown in Fig. 3 (b)). For the output type, as described in section 3.3, the router receives the transformed features as input and generates attention over output edges connected with posterior nodes. For the input type, the number of routers is related to the in-degree of the current node. Each router receives features from the connected preceding node and predicts weight for each input edge independently.

Although the form seems to be different, the two methods are equivalent under the routing function we designed. The router module consists of a global average pooling, a fully-connected layer and a

sigmoid activation. The router in Fig. 3 (a) can be split into the type of Fig. 3 (c). It can be noted as:

$$\varphi(\mathbf{g}) = \sigma(\mathbf{w}^T \mathbf{g} + \mathbf{b}) = [\sigma(\mathbf{w}_{:,0}^T \mathbf{g} + b_0), \dots, \sigma(\mathbf{w}_{:,j}^T \mathbf{g} + b_j)] \quad (7)$$

where \mathbf{g} is the feature vector after global average pooling, $\mathbf{w}_{:,j}$ is the weight of independent fully-connected layer after splitting, and $[\cdot]$ indicates concatenation. The prediction for the output edge of the current node is equal to the prediction for the input edge of the next node. Therefore, the two methods are equivalent. To simplify, we select the first type in implementation.

6.3 ABLATION STUDY

We conduct an ablation study on different connectivity methods to reflect the effectiveness of the proposed DG-Net. The experiments are performed in ImageNet and follow the training setting in section 4.1. For a fair comparison, we select ResNet-50/101 as the backbone structure. The symbol α denotes assigning learnable parameters to the edge directly, which learns fixed connectivity for all samples. The symbol α_b denotes the type of DG-Net, which learns instance-aware connectivity. The experimental results are given in Table 6. In this way, ResNet-50 with α_b still outperforms one with α by 1.00% in top-1 accuracy. And ResNet-101 is the same. This demonstrates that due to the enlarged optimization space, dynamic connectivity is better than static connectivity in these networks.

Table 6: Ablation study on different connectivity methods. Experiments are conducted in ImageNet and Top-1/5 accuracies are reported. And the numbers in subscript represent incremental improvements.

Backbone	α	α_b	Top-1	Top-5
ResNet-50			76.70	93.39
	✓		77.00 _{+0.30}	93.39
		✓	78.00 _{+1.00}	94.04
ResNet-101			78.29	94.09
	✓		78.64 _{+0.35}	94.32
		✓	79.68 _{+1.04}	94.73