

# Universal evolutionary model for periodical organisms

Eric Goles · Ivan Slapničar · Marco A. Lardies

Received: date / Accepted: date

**Abstract** Real-world examples of periods of periodical organisms range from cicadas whose life-cycles are larger prime numbers, like 13 or 17, to bamboos whose periods are large multiples of small primes, like 40 or even 120. The periodicity is caused by interaction of species, be it a predator-prey relationship, symbiosis, commensalism, or competition exclusion principle. We propose a simple mathematical model which explains and models all those principles, including listed extremel cases. This, rather universal, qualitative model is based on the concept of a local fitness function, where a randomly chosen new period is selected if the value of the global fitness function of the species increases. Arithmetically speaking, the different observed interactions are related to only four principles: given a couple of integer periods either (1) their greatest common divisor is one, (2) one of the periods is prime, (3) both periods are equal, or (4) one period is an integer multiple of the other.

**Keywords** Periodical organisms · Evolutionary model · Fitness function · Cicadas · Bamboos

**Mathematics Subject Classification (2010)** 92D15 · 92D25

---

E. Goles

Facultad de Ingenieria y Ciencias, Universidad Adolfo Ibañez, Diagonal Las Torres 2700, Peñalolen, Santiago, Chile E-mail: eric.goles@uai.cl.

I. Slapničar

corresponding author, University of Split, Faculty of Electrical Engineering, Mechanical Engineering and Naval Architecture, R. Boškovića 32, 21000 Split, Croatia E-mail: ivan.slapnicar@fesb.hr

M. Lardies

Facultad de Artes Liberales, Universidad Adolfo Ibañez, Santiago, Chile E-mail: marco.lardies@uai.cl

## Declarations

### Funding

E. G. acknowledges funding from Agencia Nacional de Investigación y Desarrollo Fondecyt project 1200006.

### Conflicts of interest

The authors declare that they have no conflict of interest.

### Availability of data and material

Not applicable.

### Code availability

Julia program used to run simulations and produce figures is available at <https://github.com/ivanslapnicar/EvolutionaryModel>.

### Authors' contributions

E. G. conceived of project. I. S. computed simulations. E. G., I. S. and M. L. carried out research and wrote the manuscript.

### Acknowledgments

Part of this work was done while E. G. was visiting University of Split. Part of this work was done while I. S. was visiting Universidad Adolfo Ibáñez supported by the grant from Centro de modelamiento matemático, Santiago, Chile. We would like to thank James Powell, Utah State University, Logan, for commenting on the final draft of the paper.

## 1 Introduction

Life history diversity is a remarkable feature of living organisms and underlies fundamental evolutionary questions (Roff 2002). Periodical organisms are well-known for their mass and synchronous reproduction (Janzen 1976). The use of an appropriate model to evaluate synchronicity in periodical organisms depends first on the life-history strategies of the organism. For example, some species have a life-history with discrete non-overlapping generations, that is,

there are no adult survivors from one generation to the next. Such species includes annual plants, annual insects, salmon, periodical cicadas and bamboos species (Rockwood 2015). Once the adults reproduce, they perish, and the future of the population is based on the dormant or juvenile stage of the organism. In periodical organism, the population emerges synchronously from the ground or benthos (cicadas, bamboos, red or brown tides of phytoplankton species) as juveniles or adults. The growth rates before emerging in periodical cycle organisms are obviously affected by environment being the main driver for maintaining a minimum viable population (for example, extinction probability) the interspecific interactions with predators (including parasitoids), symbiosis, interspecific competition and/or disturbances in the habitat (Lloyd and Dybas 1966; May 1983; Grant 2005; Beasley et al. 2018). Furthermore, the nature of these interactions can vary depending on the evolutionary context and environmental conditions in which they occur (Ricklefs 2008), nevertheless the synchrony is maintained despite abrupt changes in the environment (Chen 1973; Koenig and Liebhold 2013).

Understanding that natural forces drive this extraordinary periodical cycles is a central question in ecology. To understand these evolutionary processes, a broader view is needed of the properties of multiscale spatio-temporal patterns in organismenvironment interactions (Goodnight et al. 2008). Periodical organism are plants or animals which emerge in nature every  $T > 1$  years, like some few species of cicadas (every 3, 13, 17 years) or bamboos (2, 3, 5, 15, 32, 60, 120 years), and other flowering plants (Kakishima et al. 2011). Density-dependent selection is the simplest form of feedback between an ecological effect of an organisms own making (crowding due to sustained population growth) and the selective response to the resulting conditions (Travis et al. 2013). Density-dependent fitness and density-dependent selection are critical concepts underlying ideas about adaptation to biotic selection pressures and the coadaptation of interacting species. To understand those periods (and other related processes) several models have been proposed (Tanaka et al. 2009). In most of them one of the relevant assumptions is the satiate hypothesis, that is, organisms have to emerge in very large numbers in order to satiate predators (birds, rats, etc.) and consequently linked to climate conditions (Kelly and Sork 2002; Kakishima et al. 2011) but also (Koenig and Liebhold 2013). Those assumptions explains synchronicity but not necessarily  $T > 1$  life-cycles. Since the usual life-cycle of those organisms is annual, the question is how it may evolve to a  $T > 1$  period? Several evolutionary pressures have been proposed to explain periodical life-cycles. In (Yoshimura 1997; Yoshimura et al. 2009) authors present a deterministic discrete populational model as a mechanism which is related with systematic low temperatures in the ice ages in Pleistocene epoch. In this case, under the cold temperature pressure, selected cicadas are those with large periods underground during the metamorphosis stage in order to avoid low temperatures (but see also (Ito et al. 2015)). Other theories that promote stabilising selection provide explanations for the existence of synchronous seeding in bamboos (Veller et al. 2015). From this later assumption they proposed a model such that from the usual syn-

chronously annual emergence of seeds, a mutation with period  $T > 1$  may appear. However, some problems remain: why periodical cicadas have prime life-cycles?; why bamboos have some small prime cycles as well as very large non-primes life cycles? Some authors have proposed a very simple model for cicadas prime life-cycles by assuming the existence of a periodical predator (Goles et al. 2001). In this context, it was proved that the attractors for the non-extinct periodical cicadas are necessarily prime numbers. Nevertheless, simulations were done which exhibit convergence to prime numbers only by accepting mutations in a narrow temporal scale (for instance plus or minus one year concerning the current life-cycle). Other models take into account an hybridization hypothesis, that is, if the life-cycle of two species of prey are prime numbers,  $T$  and  $T$  so they encounter only every multiple of  $T \times T$  years, this diminishes drastically the probability of hybridization which will produce other life-cycles with less offspring (Yoshimura 1997). However, it is important to remark that in order to satisfy the hybridization hypothesis it is enough to consider only relative primes life-cycles (Tanaka et al. 2009). Based on the several gaps of the models presented previously, it is required to develop a mathematical theory that includes the possible mechanism of how periodical life-cycles are shaped by diverse kinds of interspecific interactions in an evolutionay context in nature.

In this work we propose a general framework for species with synchronic periodical cycles, which is based on local fitness functions and the evolution of species interaction evaluating the extinction probability of species. Additionally, we describe in detail the convergence of the proposed model and, for bounded mutations, we will characterize completely the attractors for a deterministic and a random version of the model. Also, by making very small changes to the fitness functions, we apply the model to the hybridization functions. Finally, we propose a simple model that also allows us to exhibit attractors others than prime numbers (e.g. very large periods).

## 2 Model

### 2.1 General model

Consider two organisms,  $\mathcal{C}_1$  and  $\mathcal{C}_2$ , with a emergence period  $c_1, c_2 \in \mathbb{N}$ ,  $c_1, c_2 \geq 2$  (in years). Consider the interval  $T = c_1 \cdot c_2$ , and the emergence functions

$$\chi_i : [1, T] \rightarrow \{0, 1\},$$

such that  $\chi_i(t) = 1$  if and only if the organism  $\mathcal{C}_i$  emerges in year  $t$ . Clearly, organism  $\mathcal{C}_1$  emerges exactly  $c_2$  times in the interval  $[1, T]$  and, respectively,  $\mathcal{C}_2$  emerges exactly  $c_1$  times.

Let us now define the (local) fitness functions associated to  $\mathcal{C}_1$  and  $\mathcal{C}_2$  as:

$$f_i : \{0, 1\} \times \{0, 1\} \rightarrow \{-1, 0, 1\}, \quad i = 1, 2$$

such that  $f_1(0, *) = f_2(*, 0) = 0$ , that is, if organism is dormant, the value of its fitness function is zero. If the organism is emergent, the value of its fitness function with respect to the other organism may be 1, 0 or  $-1$  (good, neutral or bad). This simple model is qualitative, and it captures all interesting types of behaviour. We could generalize local fitness functions such that

$$f_i : \{0, 1\} \times \{0, 1\} \rightarrow \mathbb{R}, \quad i = 1, 2,$$

but the observed behavior is essentially the same (see Figures 1-6).

For given periods  $c_1$  and  $c_2$ , the global (cumulative) fitness function over the interval  $[1, T]$  is obtained by simply adding yearly values of local fitness function and dividing them by the number of years in which the organism appears in this interval:

$$F_1(c_1, c_2) = \frac{1}{c_2} \sum_{t=1}^T f_1(\chi_1(t), \chi_2(t)),$$

$$F_2(c_1, c_2) = \frac{1}{c_1} \sum_{t=1}^T f_2(\chi_1(t), \chi_2(t)).$$

## 2.2 Classes of fitness functions

Given two organisms,  $\mathcal{C}_1$  and  $\mathcal{C}_2$ , and their local fitness functions,  $f_1$  and  $f_2$ , respectively, the only interesting situations are when the organisms are emergent. Therefore, the only cases which need to be considered are given by the 4-tuple

$$v \equiv (\nu_1, \nu_2, \nu_3, \nu_4) = (f_1(1, 0), f_2(0, 1), f_1(1, 1), f_2(1, 1)) \in \{-1, 0, 1\}^4.$$

We shall call such 4-tuple *fitness tuple* or just *tuple*. Consequently, we have a total of  $3^4 = 81$  possibly different tuples  $v$ , but we need to consider only those which are not equivalent and have a biological meaning. In this context, the tuples are equivalent if they are obtained by exchanging species  $\mathcal{C}_1$  and  $\mathcal{C}_2$ :

$$(\nu_1, \nu_2, \nu_3, \nu_4) \equiv (\nu_2, \nu_1, \nu_4, \nu_3).$$

This reduces 81 possible tuples  $v$  to 45 cases which are divided into four classes of local fitness functions<sup>1</sup>:

$$\begin{aligned} A &= \{(a, a, b, b) \mid a, b \in \{-1, 0, 1\}\} \\ &= \{(-1, -1, -1, -1), (-1, -1, 0, 0), (-1, -1, 1, 1), (0, 0, -1, -1), \\ &\quad (0, 0, 0, 0), (0, 0, 1, 1), (1, 1, -1, -1), (1, 1, 0, 0), (1, 1, 1, 1)\}, \\ B &= \{(a, a, -1, 0), (a, a, -1, 1), (a, a, 0, 1) \mid a \in \{-1, 0, 1\}\} \\ &= \{(-1, -1, -1, 0), (-1, -1, -1, 1), (-1, -1, 0, 1), (0, 0, -1, 0), \end{aligned}$$

<sup>1</sup> For the class  $D$  we also take into account the symmetry when one exchanges species, that is,  $(a, b, c, d) = (b, a, d, c)$ .

$$\begin{aligned}
& (0, 0, -1, 1), (0, 0, 0, 1), (1, 1, -1, 0), (1, 1, -1, 1), (1, 1, 0, 1)\}, \\
C = & \{(-1, 0, a, a), (-1, 1, a, a), (0, 1, a, a) \mid a \in \{-1, 0, 1\}\} \\
= & \{(-1, 0, -1, -1), (-1, 1, -1, -1), (0, 1, -1, -1), (-1, 0, 0, 0), \\
& (-1, 1, 0, 0), (0, 1, 0, 0), (-1, 0, 1, 1), (-1, 1, 1, 1), (0, 1, 1, 1)\}, \\
D = & \{(a, b, c, d) \mid (a \neq b) \wedge (c \neq d)\} \\
& \{(-1, 0, -1, 0), (-1, 0, 0, -1), (-1, 0, -1, 1), (-1, 0, 1, -1), (-1, 0, 0, 1), \\
& (-1, 0, 1, 0), (-1, 1, -1, 0), (-1, 1, 0, -1), (-1, 1, -1, 1), (-1, 1, 1, -1), \\
& (-1, 1, 0, 1), (-1, 1, 1, 0), (0, 1, -1, 0), (0, 1, 0, -1), (0, 1, -1, 1), \\
& (0, 1, 1, -1), (0, 1, 0, 1), (0, 1, 1, 0)\}.
\end{aligned}$$

We further eliminate tuples without biological interest or meaning:

$$\begin{aligned}
& (-1, -1, -1, -1), (-1, -1, 0, 0), (0, 0, -1, -1), (0, 0, 0, 0), (1, 1, 0, 0), \\
& (1, 1, 1, 1), (-1, -1, -1, 0), (-1, -1, -1, 1), (-1, -1, 0, 1), (0, 0, -1, 0), \\
& (0, 0, 0, 1), (-1, 0, -1, -1), (-1, 1, -1, -1), (-1, 0, 0, 0), (-1, 1, 0, 0), \\
& (0, 1, 0, 0), (0, 1, 1, 1), (-1, 0, -1, 0), (-1, 0, -1, 1), (-1, 1, -1, 0), \\
& (-1, 1, -1, 1), (0, 1, 0, 1).
\end{aligned}$$

For instance, for the tuple  $(-1, 0, -1, 0)$ , the first species does not have any positive evolution pressure, and the other species is completely indifferent.

Finally, we eliminate tuples for which one of the fitness functions is always negative:

**Lemma 1** *For the tuples*

$$\begin{aligned}
& (0, 1, -1, -1), (0, 0, -1, 1), (0, 1, -1, 1), (0, 1, -1, 0), \\
& (0, -1, -1, 0), (0, 1, -1, 0), \text{ and } (-1, 0, 1, -1)
\end{aligned}$$

*one of the global fitness functions is always negative.*

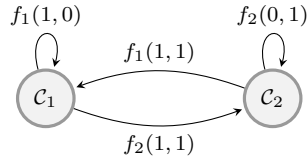
**Proof.** See Appendix A.1.

The final set to study,  $\mathcal{V}$ , consists of the 18 tuples listed in Table 1. The tuples are numbered for further reference.

$$\begin{array}{lll}
v_1 = (-1, 0, 1, 1) & v_2 = (-1, 1, 1, 1) & v_3 = (0, 1, 1, 1) \\
v_4 = (0, 0, 1, 1) & v_5 = (-1, -1, 1, 1) & v_6 = (1, 1, -1, -1) \\
v_7 = (1, 1, -1, 0) & v_8 = (1, 1, 1, -1) & v_9 = (-1, 1, 1, -1) \\
v_{10} = (-1, 1, 1, 0) & v_{11} = (1, 0, -1, 0) & v_{12} = (0, 1, 1, -1) \\
v_{13} = (0, 1, 1, 0) & v_{14} = (1, 1, 1, 0) & v_{15} = (0, -1, 1, 0) \\
v_{16} = (-1, 0, 1, 0) & v_{17} = (1, -1, -1, 0) & v_{18} = (1, -1, 1, 0)
\end{array}$$

**Table 1** Relevant fitness tuples.

Each tuple may be represented by its respective ecological graph as in Figure 2.2.



**Fig. 1** Generic ecological graph.

By inspecting corresponding ecological graphs, we can classify tuples from Table 1 in four classes. The first class,  $\mathcal{V}_1$ , is the set of all tuples for which the corresponding graph is not strongly connected:

$$\begin{aligned}\mathcal{V}_1 &= \{v \in \mathcal{V} \mid (f_1(1, 1) = 0) \vee (f_2(1, 1) = 0)\} \\ &= \{v_7, v_{10}, v_{11}, v_{13}, v_{14}, v_{15}, v_{16}, v_{17}, v_{18}\}.\end{aligned}$$

The other three classes are:

$$\begin{aligned}\mathcal{V}_2 &= \{v \in \mathcal{V} \mid f_1(1, 1) = f_2(1, 1) = 1\} = \{v_1, v_2, v_3, v_4, v_5\}, \\ \mathcal{V}_3 &= \{v \in \mathcal{V} \mid f_1(1, 1) = f_2(1, 1) = -1\} = \{v_6\}, \\ \mathcal{V}_4 &= \{v \in \mathcal{V} \mid f_1(1, 1) \cdot f_2(1, 1) = -1\} = \{v_8, v_9, v_{12}\}.\end{aligned}$$

### 2.3 Dynamics of the model

We describe the evolution of species  $\mathcal{C}_1$  and  $\mathcal{C}_2$ . Given initial periods  $c_1, c_2 \in \mathbb{N}$ ,  $c_1, c_2 \geq 2$ , the first iteration of the evolution game is as follows: for the species  $\mathcal{C}_1$  we propose random local change of its period  $c_1$  to new period  $c'_1 \in \mathbb{N}$ ,  $c'_1 \geq 2$ . If the value of the global fitness function of the species  $\mathcal{C}_1$  has improved, that is, if  $F_1(c'_1, c_2) > F_1(c_1, c_2)$ , the period  $c'_1$  is accepted as the new period,  $c_1 \leftarrow c'_1$ , and the value of the global fitness function of the other species,  $\mathcal{C}_2$ , is recomputed. The analogous procedure is now applied to the species  $\mathcal{C}_2$ . Such iterations are repeated until there is no change. The pseudocode of the algorithm is given in Algorithm 1.

We will also assume that the evolutionary game changes each species in a mutation interval  $[-p, p] = [-p, -p+1, \dots, -1, 0, 1, \dots, p]$ , that is, the arbitrarily far moves do not exist in the algorithm. More precisely, the new periods  $c'_1$  and  $c'_2$  are chosen as

$$c'_1 = c_1 + k, \quad c'_2 = c_2 + l, \quad k, l \in [-p, p].$$

We say that a couple of periods  $(c_1, c_2)$  for the given tuple  $v$  is an  $p$ -*attractor* if and only if  $\forall k, l \in [-p, p]$

$$F_1(c_1 + k, c_2) \leq F_1(c_1, c_2)$$

and

$$F_2(c_1, c_2 + l) \leq F_2(c_1, c_2).$$

In this context, attractors are related to the interval of possible time jumps. We also speak of *global attractor* when the above is true for any  $p \in \mathbb{N}$ .

**Algorithm 1** Evolution dynamics

---

```

procedure EVOLUTION( $c_1, c_2, v$ )                                 $\triangleright c_1, c_2 \in \mathbb{N}, c_1, c_2 \geq 2$ 
   $T = c_1 \cdot c_2$ 
  compute  $F_1(c_1, c_2)$  and  $F_2(c_1, c_2)$ 
  loop
    choose  $c'_1$  at random                                           $\triangleright c'_1 \geq 2$ 
     $T' = c'_1 \cdot c_2$ 
    compute  $F'_1(c'_1, c_2) = \frac{1}{c_2} \sum_{t=1}^{T'} f_1(\chi_1(t), \chi_2(t))$ 
    if  $F'_1(c'_1, c_2) > F_1(c_1, c_2)$  then                         $\triangleright$  the fitness of  $\mathcal{C}_1$  improved
       $c_1 \leftarrow c'_1$                                            $\triangleright$  accept the new period
      recompute  $F_2(c_1, c_2)$ 
    end if
    choose  $c'_2$  at random                                           $\triangleright c'_2 \geq 2$ 
     $T' = c_1 \cdot c'_2$ 
    compute  $F'_2(c_1, c'_2) = \frac{1}{c_1} \sum_{t=1}^{T'} f_2(\chi_1(t), \chi_2(t))$ 
    if  $F'_2(c_1, c'_2) > F_2(c_1, c_2)$  then                         $\triangleright$  the fitness of  $\mathcal{C}_2$  improved
       $c_2 \leftarrow c'_2$                                            $\triangleright$  accept the new period
      recompute  $F_1(c_1, c_2)$ 
    end if
  end loop
end procedure

```

---

## 2.4 Characterization of attractors

For the next results we will consider the evolution algorithm for  $p = 1$ , that is, in  $[-1, 1]$  mutation space. For  $[-p, p]$  the results are analogous. Also, when we say that there exists a “local attractor”, this is said in relation to the bounded interval of evolution  $[-1, 1]$ ; if not, we will speak of a “global attractor”.

The first results are related with the relations between the sets of attractors in any of the classes  $\mathcal{V}_i$ ,  $i = 1, 2, 3, 4$ . For that, let us define the set of attractors as:

$$\mathcal{A}_k = \{(c_1, c_2) \mid c_1, c_2 \in \mathbb{N}, \text{ and it is an attractor for the tuple } v_k\}.$$

The relations between the sets are as follows:

**Lemma 2** *For the tuples in the class  $\mathcal{V}_1$  we have:*

$$\begin{aligned} \mathcal{A}_7 \subsetneq \mathcal{A}_{11}, \quad \mathcal{A}_{10} = \mathcal{A}_{13} \subsetneq \mathcal{A}_{14}, \quad \mathcal{A}_{15} \subsetneq \mathcal{A}_{16}, \\ \mathcal{A}_{10} \subsetneq \mathcal{A}_{16}, \quad \mathcal{A}_{17} \subsetneq \mathcal{A}_{11}, \quad \mathcal{A}_{17} \subsetneq \mathcal{A}_{18}. \end{aligned}$$

*For the tuples in the class  $\mathcal{V}_2$  we have:*

$$\mathcal{A}_1 = \mathcal{A}_4 = \mathcal{A}_5 \subsetneq \mathcal{A}_2 = \mathcal{A}_3.$$

*For the tuples in the class  $\mathcal{V}_4$  we have*

$$\mathcal{A}_9 = \mathcal{A}_{12} \subsetneq \mathcal{A}_8.$$



**Proof.** See Appendix A.2.

Using Lemma 2, we eliminate tuples  $v_3, v_4, v_5, v_{12}$  and  $v_{13}$  from Table 1. We shall call the remaining tuples inside each class *representative tuples*. Now we characterize the attractors inside each class.

**Proposition 1** *For the representative tuples in the class  $\mathcal{V}_1$  the structure of attractors is as follows:*

- For  $v_7$  there exist global attractors such that  $\gcd(c_1, c_2) = 1$ , and there exist infinitely many local ones.
- For  $v_{10}$  there exist infinitely many local attractors, but no global ones.
- For  $v_{11}$  there exist global attractors such that  $\gcd(c_1, c_2) = 1$ , as well as infinitely many local ones.
- For  $v_{14}$  there exist global attractors such that  $\gcd(c_1, c_2) = 1$ , as well as infinitely many local ones.
- For  $v_{15}$ , the couples  $(c_1, c_2)$  such that  $c_1 = c_2$  are global attractors. Further, there exist infinitely many local ones.
- For  $v_{16}$ , the couples  $(c_1, c_2)$  such that  $c_2 \mid c_1$  are global attractors, and there exist infinitely many local ones.
- For  $v_{17}$  there are no global attractors, but there are infinitely many local ones. For instance, couples  $(c_1, c_2)$  such that  $c_1$  is a prime number and  $c_2 < c_1 - 1$  are local attractors.
- For  $v_{18}$ , the couples  $(c_1, c_2)$  such that  $c_1 \mid c_2$  are global attractors, and there exist infinitely many local ones.

**Proof.** See Appendix A.3.

**Proposition 2** *For the representative tuples in the class  $\mathcal{V}_2$  we have:*

- $v_1$  admits the global attractors  $(c_1, c_2)$  such that  $c_1 = c_2$ . Further, there exist also infinitely many local attractors.
- For  $v_2$ , any couple  $(c_1, c_2)$  such that  $c_2 \mid c_1$  is a global attractor. Further, there exist infinitely many local attractors.

**Proof.** See Appendix A.4.

**Proposition 3** *For the class  $\mathcal{V}_3 = \{v_6\}$ , every  $(c_1, c_2)$  such that  $\gcd(c_1, c_2) = 1$ , is a global attractor. There exist infinitely many local attractors.*

**Proof.** See Appendix A.5.

**Proposition 4** *For the representative tuples in the class  $\mathcal{V}_4$  we have:*

- $v_8$  admits global attractors  $(c_1, c_2)$  such that  $\gcd(c_1, c_2) = 1$ . Further, it admits infinitely many local attractors.
- $v_9$  only admits local attractors: if  $(c_1, c_2)$  is such that  $c_2$  is prime and  $c_2 \notin \{c_1 - 1, c_1 + 1\}$ , then it is a local attractor. Further, the species  $\mathcal{C}_1$  disappears. Also, there exist other infinite families of local attractors.

**Proof.** See Appendix A.6.

### 3 Numerical simulations

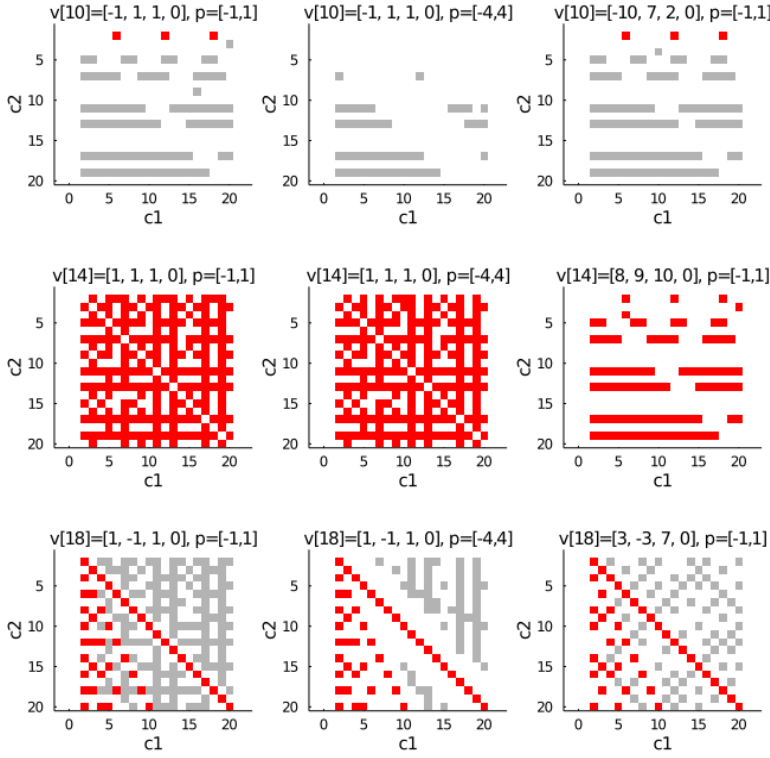
We ran simulations to illustrate the behavior of the representative 4-tuples. A couple of periods  $(c_1, c_2)$  is a  $p$ -attractor under simulation if, after thirty steps, neither of the species changes its period. The simulations are run for the mutation intervals  $[-p, p] = [-1, 1]$  and  $[-p, p] = [-4, 4]$ . If  $(c_1, c_2)$  is *not* an attractor, the corresponding square on the plot is white, otherwise it is red if both species survive, or gray if the species  $\mathcal{C}_1$  disappears.

The plots in Figures 1-6 depict characteristic behaviour of the quantitative model described in Propositions 1-4 (see also Discussion). For easier visual reference when interpreting the plots, Figure 7 shows canonical plots of three typical situations. In order to show that the behaviour of our qualitative model is indeed similar to the behaviour of quantitative model, we also ran the third simulation for each representative tuple for the mutation interval  $[-p, p] = [-1, 1]$ , but with each (non-zero) entry of the considered tuple multiplied by a random integer from the interval  $[1, 10]$ . Similarity of the plots for every fitness tuple indicates that limiting elements of the fitness tuple to the set  $\{-1, 0, 1\}$  and using smallest mutation interval  $[-p, p] = [-1, 1]$  is not a significant restriction, and our simple qualitative model covers well all possible types of behaviour.

### Discussion

By analyzing the ecological factors that shape development, reproduction and survival, life history theory seeks to explain the evolution of the major features of life cycles (Stearns 1992). The complex spatial and temporal population dynamics of periodical organisms are largely consequences of evolution of species interactions. Our models are relatively simple and describe accurately the evolution of several types of periodical organisms with synchronized emergence including organisms associated with prime-numbered (i.e. insects) and non-prime numbered life-cycles (i.e. plants) (Heliövaara et al. 1994; Haejong and Yaakop 2013; Guerreiro 2014). Several fitness tuples in our model show that various life cycles and their respective periodical emergences extinguish each other. On the other hand, our computer simulations demonstrate that the evolution of the periodicity is possible under restricted conditions. Here we first comment four propositions and their respective classes of fitness tuples.

In the class  $\mathcal{V}_1$  (Proposition 1) there are two interesting types of behaviour. The tuples  $v_7$ ,  $v_{11}$  and  $v_{17}$  are of a competition type. It is interesting that in  $v_{17}$ , the species  $\mathcal{C}_1$  has a behaviour like periodic cicadas with prime number attractors (and in this case the species  $\mathcal{C}_2$  disappears, since the fitness  $F_2(c_1, c_2)$  is always negative). The other interesting type of behaviour is the one generated by the tuples  $v_{16}$  and  $v_{18}$ . Here one of the global fitness functions is constant ( $F_2(c_1, c_2) = 0$  for  $v_{16}$  and  $F_1(c_1, c_2) = 1$  for  $v_{18}$ ), while the other species has a bamboo-like behaviour – it emerges as an integer multiple of the

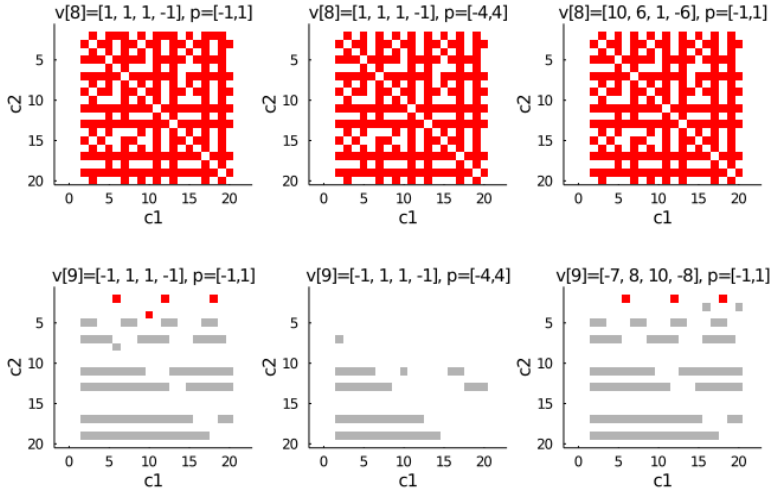


**Fig. 2** Attractors for tuples  $v_7$ ,  $v_{11}$  and  $v_{17}$  from Proposition 1. The tuples are of a competition type. Global attractors for  $v_7$  and  $v_{11}$  are those with  $\gcd(c_1, c_2) = 1$ . In  $v_{17}$ , the species  $C_1$  has a behaviour like periodic cicadas with prime number attractors. In this case, the species  $C_2$  disappears, since the fitness  $F_2(c_1, c_2)$  is always negative.

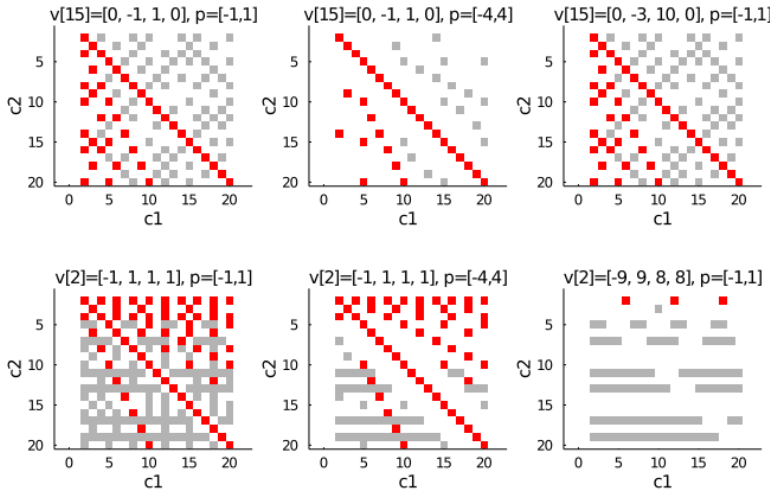
constant one. In both cases there is a commensalism interaction, a special kind of symbiosis.

The tuples  $v_1$  and  $v_2$  from the class  $\mathcal{V}_2$  (Proposition 2) both generate interesting behaviour. The tuple  $v_1$  generates symbiosis of the two species, that is, they have to appear at the same time. The tuple  $v_2$  generates a commensalism relation: the period  $c_1$  has to be an integer multiple of  $c_2$  (which is independent of  $c_1$ ), so it is also a kind of a bamboo effect.

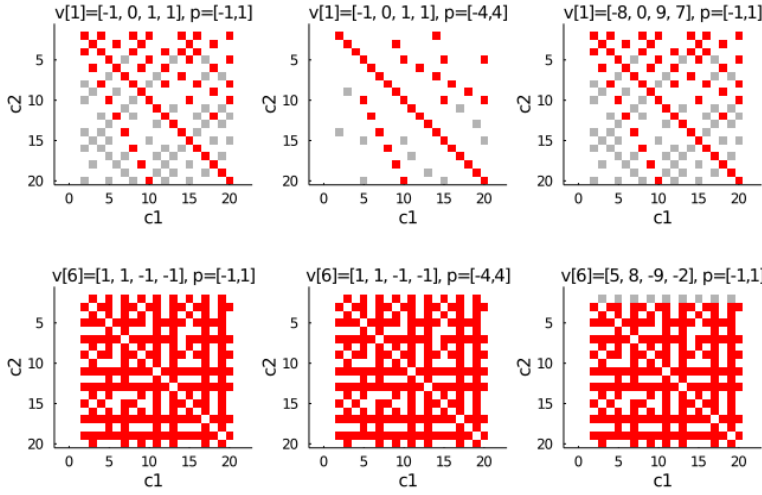
On the other hand, the tuple  $v_6$  (Proposition 3) is interesting since it is the case of two species which cannot emerge together – they are mutually harmful. In this sense, it is widely known that the competition exclusion principle can originate local extinction in populations (Bengtsson 1989) and could be represented by this proposition. According to the host-predator hypothesis, the parasitoids, predators and certain microorganisms specializing on immature stages of a species lack prey or a substrate in the year when only adults are present. The following year the predators are at low levels when the immature host numbers are again high. The same would hold for specialist predators of



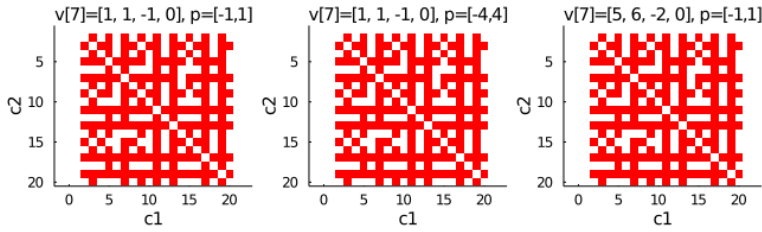
**Fig. 3** Attractors for tuples  $v_{16}$  and  $v_{18}$  from Proposition 1. Here one of the global fitness functions is constant ( $F_2(c_1, c_2) = 0$  for  $v_{16}$  and  $F_1(c_1, c_2) = 1$  for  $v_{18}$ ), while the other species has a bamboo-like behaviour – it emerges as an integer multiple of the constant one. In both cases there is a commensalism interaction.



**Fig. 4** Attractors for tuples  $v_{14}$  and  $v_{15}$  from Proposition 1. For  $v_1$ , global attractors are again those with  $\gcd(c_1, c_2) = 1$ , and for  $v_{15}$ , global attractors are those with  $c_1 = c_2$ .



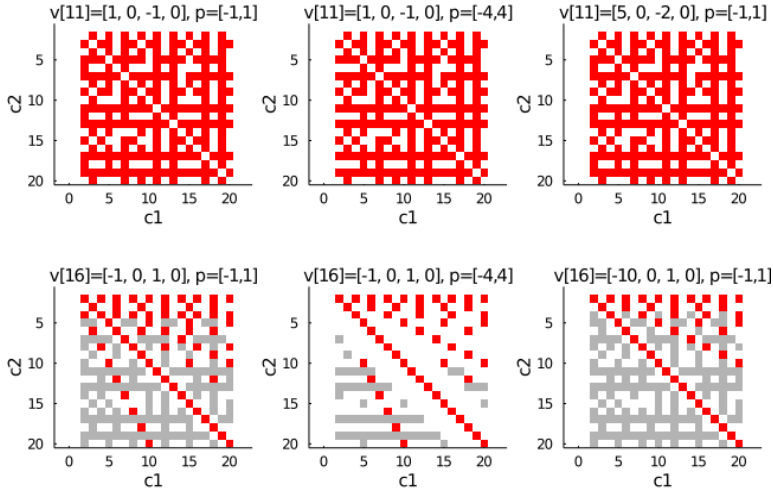
**Fig. 5** Attractors for tuples  $v_1$  and  $v_2$  from Proposition 2. The tuple  $v_1$  generates symbiosis of the two species, that is, they have to appear at the same time (here global attractors are again those with  $c_1 = c_2$ ). The tuple  $v_2$  generates a commensalism relation: the period  $c_1$  has to be an integer multiple of  $c_2$ ,  $c_2 \mid c_1$ , independently of  $c_1$  (a bamboo effect).



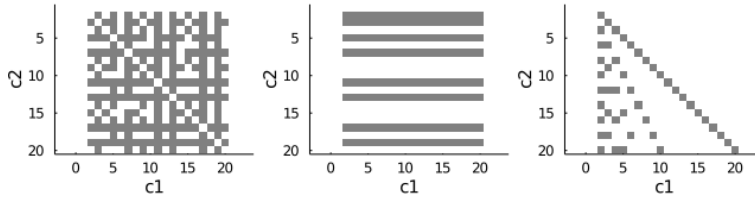
**Fig. 6** Attractors for tuple  $v_6$  from Proposition 3. This is the case of two species which cannot emerge together – they are mutually harmful. In this sense, the competition exclusion principle can originate local extinction in populations. Global attractors are those with  $\gcd(c_1, c_2) = 1$ . Notice that the attractors for fitness tuples  $v_6$ ,  $v_7$ ,  $v_8$ ,  $v_{11}$  and  $v_{14}$  are similar.

adult stage. Several mathematical models have been explored in an attempt to understand the origin of periodicity. Hoppensteadt and Keller (Hoppensteadt and Keller 1976) showed that synchronized emergence of a single year class is a possible consequence of predation given a limited environmental carrying capacity and life cycle lengths above a certain threshold value. Bulmer (Bulmer 1977) also demonstrated that predation alone will not cause periodical behavior except as the accidental result of particular initial conditions. In this sense, our model is concordant with the last reported case.

The tuples  $v_8$  and  $v_9$  from the class  $\mathcal{V}_4$  (Proposition 4) both generate predator-prey interaction, the species  $\mathcal{C}_2$  being the prey. For  $v_8$ ,  $\mathcal{C}_1$  does not



**Fig. 7** Attractors for tuples  $v_8$  and  $v_9$  from Proposition 4. Both tuples generate predator-prey interaction, the species  $C_2$  being the prey. For  $v_8$ ,  $C_1$  does not depend on  $C_2$  (it may feed on other items), but  $C_2$  has to escape, hence global attractors are those with  $\gcd(c_1, c_2) = 1$ . For  $v_9$  there is dependence between the prey and the predator: the species  $C_1$  must eat  $C_2$  in order to survive, and  $C_2$  must escape from  $C_1$  in order to survive. Local attractors are those with prime  $c_2$  and  $c_2 \notin \{c_1 - 1, c_1 + 1\}$  (cicadas-like behaviour). Here also  $F_1(c_1, c_2) < 0$ , so the species  $C_1$  disappears.



**Fig. 8** For easier visual reference, here are canonical plots of three typical situations: gray denotes pairs  $(c_1, c_2)$ ,  $c_1, c_2 > 1$ , such that  $\gcd(c_1, c_2) = 1$ ,  $c_2$  is prime, or  $c_2 \mid c_1$ , respectively.

depend on  $C_2$  (it may feed on other items), but  $C_2$  has to escape, hence  $\gcd(c_1, c_2) = 1$ . For  $v_9$  there appears real dependence between the prey and the predator: the species  $C_1$  must eat  $C_2$  in order to survive, and  $C_2$  must escape from  $C_1$  in order to survive. In this case, classes of attractors are those with prime  $c_2$  in which case  $F_1(c_1, c_2) < 0$  so the species  $C_1$  disappears. This was the case studied widely in (Goles et al. 2000, 2001).

To conclude, the presented model covers all types of periodic behaviour, including bamboos with long masting periods and cicadas with prime numbered cycles, as well as the new case of mutually harmful species interaction (i.e predation, exclusion competition).

From a simple arithmetic point of view, the different observed interactions are related to only four principles. Given a couple of integer periods  $(c_1, c_2)$  the principles are:

- $\gcd(c_1, c_2) = 1$  (predation or interspecific competition interaction as for tuples  $v_6, v_7, v_8, v_{11}$  and  $v_{14}$ ),
- one of  $c_1$  or  $c_2$  has to be a prime (cicadas-like behaviour as for  $v_9, v_{10}$  and  $v_{17}$ ),
- $c_1 = c_2$  (symbiosis interaction as for  $v_1$  and  $v_{15}$ ), and
- one of  $c_1$  or  $c_2$  has to be an integer multiple of the other (bamboos-like interaction as for  $v_2, v_{16}$  and  $v_{18}$ ).

Some open questions and generalizations are related to considering full fitness tuples

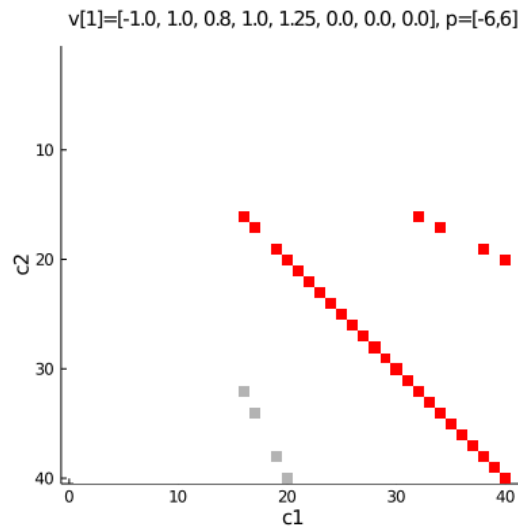
$$v = (f_1(1, 0), f_2(0, 1), f_1(1, 1), f_2(1, 1), f_1(0, 1), f_2(1, 0), f_1(0, 0), f_2(0, 0)),$$

and allowing values outside of the set  $\{-1, 0, 1\}$ . For example, large dormant intervals of bamboos could be explained by the need to minimize energy (see (Gadgil and Bossert 1970)), so in this case the dormant values  $f_1(0, 1)$  or  $f_2(1, 0)$  might be positive. In particular, our simulation for the fitness tuple  $v = (-1, 1, 0.8, 1, 1.25, 0, 0, 0)$  generates periods 26, 32, 34, 38, 39 and 40 for the species  $\mathcal{C}_1$  (see Figure 8), which were observed in the population of long-period masting bamboos, see (Janzen 1976, Table 1) and (Veller et al. 2015, Appendix, Table S1). Furthermore, bamboos periodical life-cycles can also be dramatically affected during the flowering event by anthropogenic habitat modification that cause delayed reproduction, see (Wang et al. 2016). That is, the combination of a fixed juvenile development time and a long adult life could favor the development of periodical behavior but does not guarantee it, see (Lauzon and Harper 1986).

To be periodical, a species must have a fixed life cycle length and adults must appear synchronously, reproduce only once, and die (Heliövaara et al. 1994). We demonstrate that the emergence of synchrony in some organism can occur by chance events which disrupt this bet-hedging strategy and set the stage for periodicity. Our mathematical model predicts that, given certain initial conditions, intraspecific competition and predation favor its development. These synchronous organisms should be favored by natural selection later to establish the life-cycles according the interspecific interactions or environment restrictions. Finally, it is established that the variable intensity of interspecific competition, predation and/or parasitism are interactions, which allow the existence of local stable positive periodical solutions for organisms such as insects and plants. However, as in any biological system, it is unlikely that one factor operates free from the influence of others.

## References

- Beasley DE, Penick CA, Boateng NS, Menninger HL, Dunn RR (2018) Urbanization disrupts latitude-size rule in 17-year cicadas. *Ecology and Evolution* 8:2534–2541



**Fig. 9** Simulation using full fitness tuple with values outside of the set  $\{-1, 0, 1\}$ , generates periods longer than 12 for both species, and the species  $C_1$  has periods 32, 34, 38, 39 and 40, as observed in the population of long-period masting bamboos.

- Bengtsson J (1989) Interspecific competition increases local extinction rate in a metapopulation system. *Nature* 340:713–715
- Bulmer MG (1977) Periodical insects. *American Naturalist* 111:1099–1117
- Chen MY (1973) Giant timber bamboo in alabama. *Journal of Forestry* 71:777
- Gadgil M, Bossert WH (1970) Life historical consequences of natural selection. *American Naturalist* 104:1–24
- Goles E, Schulz O, Markus M (2000) A biological generator of prime numbers. *Nonlinear Phenomena in Complex Systems* 3:208–213
- Goles E, Schultz O, Markus M (2001) Prime number selection of cycles in a predator-prey model. *Complexity* 6(4):33–38
- Goodnight C, Rauch E, Sayama H, Aguiar MAMD, Baranger M, Bar-yam Y (2008) Evolution in spatial predator-prey models and the prudent predator: the inadequacy of steady-state organism fitness and the concept of individual and group selection. *Complexity* 13:23–44
- Grant PR (2005) The priming of periodical cicada life cycles. *Trends in Ecology and Evolution* 20:169–174
- Guerreiro C (2014) Flowering cycles of woody bamboos native to southern south america. *Journal of Plant Research* 127:307313
- Hajong SR, Yaakop S (2013) *Chremistica ribhoi* sp. n. (hemiptera: Cicadidae) from north-east india and its mass emergence. *Zootaxa* 3702:493500
- Heliövaara K, Väisänen R, Simon C (1994) Evolutionary ecology of periodical insects. *Trends in Ecology and Evolution* 9:475–480
- Hoppensteadt FC, Keller JB (1976) Synchronization of periodical cicada emergences. *Science* 194:335–337
- Ito H, Kakishima S, Morita TUS, Koyama T, Sota T, Cooley JR, Yoshimura J (2015) Evolution of periodicity in periodical cicadas. *Scientific Reports* 5:14094
- Janzen DH (1976) Why bamboos wait so long to flower. *Annu Rev Ecol Syst* 7:347–391
- Kakishima S, Yoshimura J, Murata H, Murata J (2011) 6-year periodicity and variable synchronicity in a mass-flowering plant. *PLoS ONE* 6:e28140



- Kelly D, Sork VL (2002) Mast seeding in perennial plants: why how, where? *Annu Rev Ecol Syst* 33:427–447
- Koenig WD, Liebhold AM (2013) Avian predation, pressure as a potential driver of periodical cicada cycle length. *American Naturalist* 181:145–149
- Launzon MJ, Harper PP (1986) Life history and production of the stream-dwelling mayfly *habrophlebia vibrans needham* (ephemeroptera; leptophlebiidae). *Canadian Journal of Zoology* 64(9):2038–2045
- Lloyd M, Dybas HS (1966) The periodical cicadal problem. ii. evolution. *Evolution* 20:466–505
- May R (1983) Parasitic infections as regulators of animal populations: The dynamic relationship between parasites and their host populations offers clues to the etiology and control of infectious disease. *American Naturalist* 71:36–45
- Ricklefs RE (2008) Disintegration of the ecological community. *American Naturalist* 172:741–750
- Rockwood LL (2015) Introduction to population biology. Wiley & Blackwell, Oxford UK
- Roff DA (2002) Life History Evolution. Sinauer Associates, Sunderland MA
- Stearns SC (1992) The Evolution of Life Histories. Oxford University Press, London UK
- Tanaka Y, Yoshimura J, Simon C, Cooley JR, Tainaka K (2009) Allee effect in the selection for prime-numbered cycles in periodical cicadas. *Proceedings of the National Academy of Sciences of the USA* 106:8975–8979
- Travis J, Leips J, Rodd HF (2013) Evolution in population parameters: Density-dependent selection or density-dependent fitness? *American Naturalist* 181:s9–s20
- Veller C, Nowak MA, Davis C (2015) Extended flowering intervals of bamboos evolved by discrete multiplication. *Ecology letters* 18:653–659
- Wang W, Franklin SB, Lu Z, Rude B (2016) Delayed flowering in bamboo: evidence from *fargesia qinlingensis* in the qinling mountains of china. *Frontiers in Plant Science* 7:151
- Yoshimura J (1997) The evolutionary origins of periodical cicadas during ice ages. *American Naturalist* 149:112–124
- Yoshimura J, Hayashi T, Tanaka Y, Tainaka K, Simon C (2009) Selection for prime-number intervals in a numerical model of periodical cicada evolution. *Evolution* 63:288–294

## A Proofs

For the proofs, we need some notations and definitions. We define the following quantities regarding the number of emergences in the interval  $[1, T]$ :

- $(\mathcal{C}_1)$  = the number of times species  $\mathcal{C}_1$  emerges,
- $(\mathcal{C}_2)$  = the number of times species  $\mathcal{C}_2$  emerges,
- $(\mathcal{C}_1 \wedge \mathcal{C}_2)$  = the number of times  $\mathcal{C}_1$  and  $\mathcal{C}_2$  emerge in the same year,
- $(\mathcal{C}_1 \wedge \overline{\mathcal{C}_2})$  = the number of times  $\mathcal{C}_1$  emerges and  $\mathcal{C}_2$  does not emerge,
- $(\overline{\mathcal{C}_1} \wedge \mathcal{C}_2)$  = the number of times  $\mathcal{C}_1$  does not emerge and  $\mathcal{C}_2$  emerges.

From  $T = c_1 \cdot c_2$  some elementary equalities follow:

$$\begin{aligned}
 (\mathcal{C}_1) &= c_2, \\
 (\mathcal{C}_2) &= c_1, \\
 (\mathcal{C}_1 \wedge \mathcal{C}_2) + (\mathcal{C}_1 \wedge \overline{\mathcal{C}_2}) &= c_2, \\
 (\mathcal{C}_1 \wedge \mathcal{C}_2) + (\overline{\mathcal{C}_1} \wedge \mathcal{C}_2) &= c_1.
 \end{aligned}$$

### A.1 Proof of Lemma 1

For the first six tuples we have

$$F_1(c_1, c_2) = \frac{1}{c_2}(-(\mathcal{C}_1 \wedge \mathcal{C}_2)) \leq \frac{-1}{c_2} < 0.$$

For the the last tuple we have

$$F_2(c_1, c_2) = \frac{1}{c_1}(-(\mathcal{C}_1 \wedge \mathcal{C}_2)) \leq \frac{-1}{c_1} < 0.$$

### A.2 Proof of Lemma 2

We will only give the proof for attractors in the class  $\mathcal{V}_4$ , the other proofs are similar. For the tuple  $v_8 = (1, 1, -1, 1)$  we have

$$F_1(c_1, c_2) = 1, \quad F_2(c_1, c_2) = \frac{1}{c_1}((\overline{\mathcal{C}_1} \wedge \mathcal{C}_2) - (\mathcal{C}_1 \wedge \mathcal{C}_2)).$$

For the tuple  $v_9 = (-1, 1, 1, -1)$  we have

$$\begin{aligned} F_1(c_1, c_2) &= \frac{1}{c_2}(-(\mathcal{C}_1 \wedge \overline{\mathcal{C}_2}) + (\mathcal{C}_1 \wedge \mathcal{C}_2)), \\ F_2(c_1, c_2) &= \frac{1}{c_1}((\overline{\mathcal{C}_1} \wedge \mathcal{C}_2) - (\mathcal{C}_1 \wedge \mathcal{C}_2)). \end{aligned}$$

For the tuple  $v_{12} = (0, 1, 1, -1)$  we have

$$\begin{aligned} F_1(c_1, c_2) &= \frac{1}{c_2}(\mathcal{C}_1 \wedge \mathcal{C}_2), \\ F_2(c_1, c_2) &= \frac{1}{c_1}((\overline{\mathcal{C}_1} \wedge \mathcal{C}_2) - (\mathcal{C}_1 \wedge \mathcal{C}_2)). \end{aligned}$$

Therefore,

$$\begin{aligned} (c_1, c_2) \in \mathcal{A}_8 &\Leftrightarrow F_2(c_1, c'_2) \geq F_2(c_1, c_2), \\ (c_1, c_2) \in \mathcal{A}_9 &\Leftrightarrow F_1(c'_1, c_2) \geq F_1(c_1, c_2) \wedge F_2(c_1, c'_2) \geq F_2(c_1, c_2), \\ (c_1, c_2) \in \mathcal{A}_{12} &\Leftrightarrow F_1(c'_1, c_2) \geq F_1(c_1, c_2) \wedge F_2(c_1, c'_2) \geq F_2(c_1, c_2). \end{aligned}$$

From that it is direct  $\mathcal{A}_9 = \mathcal{A}_{12} \subsetneq \mathcal{A}_8$ . The strictness of the inclusion follows since, for instance,  $(c_1, c_2) = (3, 14) \in \mathcal{A}_8$ , but  $(c_1, c_2) = (3, 14) \notin \mathcal{A}_9$  because  $F_1(3+1, 14) < F_1(3, 14)$ .

### A.3 Proof of Proposition 1

For  $v_7 = (1, 1, -1, 0)$  we have

$$\begin{aligned} F_1(c_1, c_2) &= \frac{1}{c_2}((\mathcal{C}_1 \wedge \overline{\mathcal{C}_2}) - (\mathcal{C}_1 \wedge \mathcal{C}_2)) = \frac{1}{c_2}(c_2 - 2(\mathcal{C}_1 \wedge \mathcal{C}_2)), \\ F_2(c_1, c_2) &= \frac{1}{c_1}(\overline{\mathcal{C}_1} \wedge \mathcal{C}_2) = \frac{1}{c_1}(c_1 - 2(\mathcal{C}_1 \wedge \mathcal{C}_2)). \end{aligned}$$

Clearly, if  $\gcd(c_1, c_2) = 1$ , then

$$F_1(c_1, c_2) = \frac{c_2 - 2}{c_2}, \quad F_2(c_1, c_2) = \frac{c_1 - 1}{c_1},$$

and nobody may improve.

Consider the family

$$(c_1, c_2) = (20, 16^n \cdot 4 \cdot 29 \cdot 31) = (30, 16^n \cdot 3596).$$

Clearly,  $\gcd(c_1, c_2) = 2$ ,  $\gcd(c_1 - 1, c_2) = 29$ , and  $\gcd(c_1 + 1, c_2) = 31$  so  $F_1(c_1 \pm 1, c_2) < F_1(c_1, c_2)$ , so the species  $\mathcal{C}_1$  cannot improve its fitness. Let us prove that the species  $\mathcal{C}_2$  cannot change its period, as well. For that we will prove that  $\forall n \geq 0$ ,  $5 \mid 16^n \cdot 3596 - 1$  and  $3 \mid 16^n \cdot 3596 + 1$ : for  $n = 0$  clearly  $3596 - 1 = 3595$  is divisible by 5, and  $3596 + 1 = 3597 = 3 \cdot 1199$ . The induction step for  $c_2 - 1$  is as follows:

$$16^{n+1} \cdot 3596 - 1 = 16^n \cdot 3596 \times 16 - 1 = 16^n \cdot 3596 \times 15 + (16^n \cdot 3596 - 1).$$

The first term on the right hand side is divisible by 5, and the second term is divisible by 5 by the induction hypothesis. Similarly, for  $c_2 + 1$ , we have

$$16^{n+1} \cdot 3596 + 1 = 16^n \cdot 3596 \times 16 + 1 = 16^n \cdot 3596 \times 15 + (16^n \cdot 3596 + 1).$$

The first term on the right hand side is divisible by 3, and the second term is divisible by 3 by the induction hypothesis. Therefore,  $\gcd(c_1, c_2 + 1) = 5 > \gcd(c_1, c_2)$  and  $\gcd(c_1, c_2 - 1) = 3 > \gcd(c_1, c_2)$ , so  $F_2(c_1, c_2 \pm 1) < F_2(c_1, c_2)$ , hence all members of the family are local attractors.

Consider now  $v_{10} = (-1, 1, 1, 0)$ . Consider, for example,

$$(c_1, c_2) = (30, 30k + 4), \quad k \geq 0.$$

Then  $\gcd(c_1, c_2) = 2$  so

$$\begin{aligned} F_1(c_1, c_2) &= \frac{1}{c_2} (-(\mathcal{C}_1 \wedge \overline{\mathcal{C}_2}) + (\mathcal{C}_1 \wedge \mathcal{C}_2)) = \frac{-c_2 + 4}{c_2}, \\ F_2(c_1, c_2) &= \frac{1}{c_1} (\overline{\mathcal{C}_1} \wedge \mathcal{C}_2) = \frac{c_1 - 2}{c_1}. \end{aligned}$$

Since  $c_1 + 1 = 31$  and  $c_1 - 1 = 29$ ,  $\gcd(c_1 \pm 1, c_2) = 1$ , so the fitness of  $\mathcal{C}_1$  cannot be improved. On the other hand,  $c_2 + 1 = 30k + 5$ , so  $\gcd(c_1, c_2 + 1) \geq 5$  and  $F_2(c_1, c_2 + 1) < F_2(c_1, c_2)$ . Similarly,  $c_2 - 1 = 30k + 3$ , so  $\gcd(c_1, c_2 - 1) \geq 3$  and  $F_2(c_1, c_2 - 1) < F_2(c_1, c_2)$ . Therefore, fitness of  $\mathcal{C}_2$  cannot be improved, as well, so  $(c_1, c_2) = (30, 30k + 4)$  is an attractor for all  $k \geq 0$ . Furthermore, notice that if  $c_2 > 4$ , it is always  $F_1(c_1, c_2) < 0$ , so the species  $\mathcal{C}_1$  disappears. Also, if  $(c_1, c_2)$  is such that  $c_1 \notin \{c_2 - 1, c_2 + 1\}$  and  $c_2$  is a prime number, then  $(c_1, c_2)$  is an attractor and  $\mathcal{C}_1$  also disappears.

Consider now  $v_{11} = (1, 0, -1, 0)$ . We have

$$\begin{aligned} F_1(c_1, c_2) &= \frac{1}{c_2} ((\mathcal{C}_1 \wedge \overline{\mathcal{C}_2}) - (\mathcal{C}_1 \wedge \mathcal{C}_2)), \\ F_2(c_1, c_2) &= 0. \end{aligned}$$

If  $\gcd(c_1, c_2) = 1$ , then  $F_1 = \frac{c_2 - 2}{c_2}$  is the maximum, and they are global attractors. Further, couples  $(c_1, c_2) = (30, 30k + 4)$ ,  $k \geq 0$ , are also local attractors: because  $\gcd(c_1, c_2) = 2$ , we have

$$F_1(c_1, c_2) = \frac{1}{c_2} (2 - (c_2 - 2)) = \frac{-c_2 + 4}{c_2}, \quad F_2(c_1, c_2) = 0.$$

For  $v_{14} = (1, 1, 1, 0)$  we have:

$$F_1(c_1, c_2) = 1, \quad F_2(c_1, c_2) = \frac{1}{c_1} (\overline{\mathcal{C}_1} \wedge \mathcal{C}_2).$$

Clearly, all couples  $(c_1, c_2)$  such that  $\gcd(c_1, c_2) = 1$  are global attractors, and, like in the previous case for  $v_{10}$ , the members of the family  $(c_1, c_2) = (30, 30k + 4)$ ,  $k \geq 0$ , are local attractors.

For  $v_{17} = (1, -1, -1, 0)$ , we have

$$F_1(c_1, c_2) = \frac{1}{c_2}((\mathcal{C}_1 \wedge \overline{\mathcal{C}_2}) - (\mathcal{C}_1 \wedge \mathcal{C}_2)),$$

$$F_2(c_1, c_2) = \frac{1}{c_1}(-(\overline{\mathcal{C}_1} \wedge \mathcal{C}_2)).$$

Clearly, global attractors do not exist: if  $F_1(c_1, c_2)$  is at its maximum, that is,  $(\mathcal{C}_1 \wedge \overline{\mathcal{C}_2})$  (for instance, if  $\gcd(c_1, c_2) = 1$ ), then  $\mathcal{C}_2$  may reply by taking  $c'_2 = c_1$ . Also, if  $F_2(c_1, c_2)$  is at its maximum, that is  $(\overline{\mathcal{C}_1} \wedge \mathcal{C}_2) = 0$  (so  $(\mathcal{C}_1 \wedge \mathcal{C}_2) = c_1$ ), then  $\mathcal{C}_1$  may reply by taking  $c'_1 = c_2 \pm 1$ : in that case  $c'_1, c_2 = 1$  so  $F_1(c'_1, c_2)$  is better.

An infinite family of local attractors is given by couples  $(c_1, c_2)$  such that  $c_2 < c_1 - 1$  and  $c_1 = p$  is prime: then,

$$F_1(p, c_2) = \frac{1}{c_2}((c_2 - 1) - 1) = \frac{c_2 - 2}{c_2},$$

which is at its maximum, and  $F_2(p, c_2 \pm 1) = F_2(p, c_2)$  because  $p$  is prime so it is not divisible by any  $c_2 < p$ .

The proofs for  $v_{15}$ ,  $v_{16}$  and  $v_{18}$  are analogous.

#### A.4 Proof of Proposition 2

For  $v_1 = (-1, 0, 1, 1)$  we have

$$F_1(c_1, c_2) = \frac{1}{c_2}(-(\mathcal{C}_1 \wedge \overline{\mathcal{C}_2}) + (\mathcal{C}_1 \wedge \mathcal{C}_2)),$$

$$F_2(c_1, c_2) = \frac{1}{c_1}(\mathcal{C}_1 \wedge \mathcal{C}_2).$$

If  $c_1 = c_2$ , then  $(\mathcal{C}_1 \wedge \overline{\mathcal{C}_2}) = 0$ , so  $F_1(c_1, c_2) = F_2(c_1, c_2) = 1$  which is a maximum, so they are global attractors.

Consider now the family  $(c_1, c_2)$  such that  $c_1$  and  $c_2$  are prime numbers and  $c_1 \notin \{c_2 - 1, c_2 + 1\}$  and  $c_2 \notin \{c_1 - 1, c_1 + 1\}$  (i.e., they are far enough). Then,

$$F_1(c_1, c_2) = \frac{1}{c_2}(-(c_2 - 1) + 1) = \frac{-c_2 + 2}{c_2}, \quad F_2(c_1, c_2) = \frac{1}{c_1}.$$

Since  $c_1$  and  $c_2$  are primes,  $c_1 \pm 1$  and  $c_2 \pm 1$  are not divisors of  $c_2$  or  $c_1$ , respectively, so fitness functions cannot improve.

But, we have other families, too, which are not necessary primes, for instance:  $(c_1, c_2) = (25, c_2)$ , where

$$c_2 \in \{7 + 10r \mid (r \geq 0) \wedge (3 \nmid 7 + 10r)\} = \{7 + 10r \mid r \geq 0\} \setminus \{27 + 30s \mid s \geq 0\}.$$

The second set is the set of numbers divisible by 3 and is contained in the first set since  $27 + 30s = 7 + 10(3s + 2)$ . The difference set is infinite and, by Dirichlet's Theorem, since  $\gcd(7, 10) = 1$ , it contains infinitely many prime numbers.

For  $v_2 = (-1, 1, 1, 1)$ , we have

$$F_1(c_1, c_2) = \frac{1}{c_2}(-(\mathcal{C}_1 \wedge \overline{\mathcal{C}_2}) + (\mathcal{C}_1 \wedge \mathcal{C}_2)),$$

$$F_2(c_1, c_2) = \frac{1}{c_1}c_1 = 1.$$

If  $c_2 \mid c_1$ , then  $(\mathcal{C}_1 \wedge \overline{\mathcal{C}_2}) = 0$  so  $F_1(c_1, c_2) = 1$  which is the maximum so it is a global attractor.

For  $(c_1, c_2) = (2^p, 2^q)$ ,  $p < q$ , it holds  $\gcd(c_1 \pm 1, c_2) = \gcd(2^p \pm 1, 2^q) = 1$ , so

$$F_1(c_1, c_2) = \frac{1}{2^q}(-(2^q - 2^p) + 2^p) = \frac{1}{2^q}(2^{p+1} - 2^q),$$

so it does not improve.

## A.5 Proof of Proposition 3

For  $v_6 = (1, 1, -1, -1)$ , we have

$$\begin{aligned} F_1(c_1, c_2) &= \frac{1}{c_2} ((\mathcal{C}_1 \wedge \overline{\mathcal{C}_2}) - (\mathcal{C}_1 \wedge \mathcal{C}_2)), \\ F_2(c_1, c_2) &= \frac{1}{c_1} ((\overline{\mathcal{C}_1} \wedge \mathcal{C}_2) - (\mathcal{C}_1 \wedge \mathcal{C}_2)). \end{aligned}$$

If  $\gcd(c_1, c_2) = 1$ , then

$$F_1(c_1, c_2) = \frac{c_2 - 2}{c_2}, \quad F_2(c_1, c_2) = \frac{c_1 - 2}{c_1},$$

which is a global attractor.

The members of the family  $(c_1, c_2) = (30, 16^n \cdot 3596)$ , are also local attractors - the proof is as for  $v_7$  in Appendix A.3.

## A.6 Proof of Proposition 4

For the tuple  $v_8 = (1, 1, 1, -1)$  we have

$$\begin{aligned} F_1(c_1, c_2) &= 1, \\ F_2(c_1, c_2) &= \frac{1}{c_1} ((\overline{\mathcal{C}_1} \wedge \mathcal{C}_2) - (\mathcal{C}_1 \wedge \mathcal{C}_2)). \end{aligned}$$

Then  $(c_1, c_2)$  such that  $\gcd(c_1, c_2) = 1$  is a global attractor, since in this case  $(\mathcal{C}_1 \wedge \overline{\mathcal{C}_2}) = (\overline{\mathcal{C}_1} \wedge \mathcal{C}_2) = 1$ , so

$$F_2(c_1, c_2) = \frac{1}{c_1} ((c_1 - 1) - 1) = \frac{c_1 - 2}{c_1}$$

is the maximum.

There exist infinitely many local attractors, for instance

$$(c_1, c_2) = (2 \cdot 3^b \cdot 5^c, 4), \quad b, c \geq 1.$$

In this case  $\gcd(c_1, c_2) = 2$ , so

$$F_2(c_1, c_2) = \frac{1}{c_1} ((c_1 - 2) - 2) = \frac{c_1 - 4}{c_1}.$$

But,  $c_2 - 1 = 3$ ,  $c_2 + 1 = 5$ , and in both cases  $\gcd(c_1, c_2 \pm 1) \geq 3$ , so  $F_2(c_1, c_2 \pm 1) < F_2(c_1, c_2)$ .

Consider now  $v_9 = (-1, 1, 1, -1)$ . We have

$$\begin{aligned} F_1(c_1, c_2) &= \frac{1}{c_2} (-(\mathcal{C}_1 \wedge \overline{\mathcal{C}_2}) + (\mathcal{C}_1 \wedge \mathcal{C}_2)), \\ F_2(c_1, c_2) &= \frac{1}{c_1} ((\overline{\mathcal{C}_1} \wedge \mathcal{C}_2) - (\mathcal{C}_1 \wedge \mathcal{C}_2)). \end{aligned}$$

If  $\gcd(c_1, c_2) = 1$ , then  $(\mathcal{C}_1 \wedge \mathcal{C}_2) = 1$  and

$$F_1(c_1, c_2) = \frac{-c_2 + 2}{c_2}, \quad F_2(c_1, c_2) = \frac{c_1 - 2}{c_1}.$$

If  $c_2$  is prime and  $c_1 \pm 1 \notin \{c_2 \pm 1\}$ , then  $(c_1, c_2)$  is a local attractor. If, additionally,  $c_2 \geq 3$ , the species  $\mathcal{C}_1$  disappears.

But, there exist infinitely many local attractors. Let us see one case: consider  $(c_1, c_2) = (2 \cdot 3 \cdot 5, 2s) = (30, 2s)$  such that  $3 \mid (c_2 - 1)$  and  $5 \mid (c_2 + 1)$ . Clearly, we have  $\gcd(30, 2s) = 2$ , so

$$F_1(c_1, c_2) = \frac{1}{c_2}(-(c_2 - 2) + 2) = \frac{-c_2 + 4}{c_2},$$

$$F_2(c_1, c_2) = \frac{1}{c_1}((c_1 - 2) - 2) = \frac{c_1 - 4}{c_1}.$$

But, since  $c_1 - 1 = 29$  and  $c_1 + 1 = 31$  are both prime numbers,

$$F_1(c_1 \pm 1, c_2) = \frac{1}{c_2}(-(c_2 - 1) + 1) = \frac{-c_2 + 2}{c_2} < \frac{-c_2 + 4}{c_2} = F_1(c_1, c_2),$$

so the fitness of the species  $C_1$  cannot improve.

Let us see  $c_2$ :  $2s \pm 1$  is not even and, by hypothesis, it is divisible by 3 or 5. Therefore,  $\gcd(c_1, c_2 \pm 1) \geq 3$  so  $F_2(c_1, c_2 \pm 1) < F_2(c_1, c_2)$ , and the fitness of the species  $C_2$  cannot improve either.

It remains to prove that there are infinitely many prime numbers  $s$  such that  $3 \mid (2s - 1)$  and  $5 \mid (2s + 1)$ . Suppose

$$c_2 - 1 = 2s - 1 = 3m, \quad c_2 + 1 = 2s + 1 = 5n, \quad m, n \in \mathbb{N}.$$

Then  $3m + 2 = 5n$ , so

$$m = \frac{5n - 2}{3} = \frac{(3 + 2)n - 2}{3} = n + 2 \left( \frac{n - 1}{3} \right), \quad n \in \mathbb{N}.$$

There exist integer solutions for  $m$  and  $n$ : for  $n = 4 + 3k$ ,  $k \in \mathbb{N}$ ,  $k \geq 0$  it holds

$$m = \frac{5(4 + 3k) - 2}{3} = \frac{18 + 15k}{3} = 5k + 6.$$

Then

$$2s = 3m + 1 = 3(5k + 6) + 1 = 15k + 19, \quad k \geq 0.$$

Since  $2s$  is even,  $k$  must be odd. By setting  $k = 2l + 1$ ,  $l \geq 0$ , we have

$$c_2 = 2s \in \{34 + 30l \mid l \geq 0\} \equiv B.$$

Set  $B$  is an arithmetic progression such that  $\gcd(17, 15) = 1$ , hence by Dirichlet's Theorem it contains infinitely many primes. We conclude that there exist infinitely many couples  $(30, 2s)$ ,  $s$  prime, which are local attractors for the rule  $v_9$ . Since  $c_2 > 4$ , we have  $F_1(c_1, c_2) < 0$ , so the species  $C_1$  disappears.