

Moment Generating Function of the AoI in a Two-Source System With Packet Management

Mohammad Moltafet, Markus Leinonen, and Marian Codreanu

Abstract

We consider a status update system consisting of two independent sources and one server in which packets of each source are generated according to the Poisson process and packets are served according to an exponentially distributed service time. We derive the moment generating function (MGF) of the age of information (AoI) for each source in the system by using the stochastic hybrid systems (SHS) under two existing source-aware packet management policies which we term self-preemptive and non-preemptive policies. In the both policies, the system (i.e., the waiting queue and the server) can contain at most two packets, one packet of each source; when the server is busy and a new packet arrives, the possible packet of the same source in the waiting queue is replaced by the fresh packet. The main difference between the policies is that in the self-preemptive policy, the packet under service is replaced upon the arrival of a new packet from the same source, whereas in the non-preemptive policy, this new arriving packet is blocked and cleared. We use the derived MGF to find the first and second moments of the AoI and show the importance of higher moments.

This research has been financially supported by the Infotech Oulu, the Academy of Finland (grant 323698), and Academy of Finland 6Genesis Flagship (grant 318927). M. Codreanu would like to acknowledge the support of the European Union's Horizon 2020 research and innovation programme under the Marie Skłodowska-Curie Grant Agreement No. 793402 (COMPRESS NETS). The work of M. Leinonen has also been financially supported in part by the Academy of Finland (grant 319485). M. Moltafet would like to acknowledge the support of Finnish Foundation for Technology Promotion, HPY Research Foundation, Riitta ja Jorma J. Takanen Foundation, and Nokia Foundation.

Mohammad Moltafet and Markus Leinonen are with the Centre for Wireless Communications–Radio Technologies, University of Oulu, 90014 Oulu, Finland (e-mail: mohammad.moltafet@oulu.fi; markus.leinonen@oulu.fi), and Marian Codreanu is with Department of Science and Technology, Linköping University, Sweden (e-mail: marian.codreanu@liu.se)

Index Terms– Age of information (AoI), stochastic hybrid systems (SHS), moment generating function (MGF).

I. INTRODUCTION

In low-latency cyber-physical system applications information freshness is critical. In such systems, various sensors are assigned to generate status update packets of various real-world physical processes. These packets are transmitted through a network to a sink. Awareness of the sensors' state needs to be as timely as possible. Recently, the age of information (AoI) was proposed to measure the information freshness at the sink [1]–[3]. If at a time instant t , the most recently received status update packet contains the time stamp (i.e., the time when status update was generated) $U(t)$, AoI is defined as the random process $\Delta(t) = t - U(t)$. Thus, the AoI measures for each sensor the time elapsed since the last received status update packet was generated.

The seminal work [2] introduced a powerful technique, called *stochastic hybrid systems* (SHS), to calculate the average AoI. In [4], the authors extended the SHS analysis to calculate the moment generating function (MGF) of the AoI. The SHS technique has been used to analyze the AoI in various queueing models [5]–[12]. In our work [11], we derived the average AoI under three proposed source-aware packet management policies; these were shown to result in low AoI and high fairness among the sources.

In this letter, we extend our AoI analysis in [11] by calculating the MGF of the AoI for each source under the two source-aware packet management policies proposed in [11] which we term *self-preemptive* and *non-preemptive* policies. The main motivation behind considering these two policies is that the self-preemptive policy provides the lowest sum average AoI and the non-preemptive policy provides the fairest situation in the system among the policies studied in [11]. In both policies, the system (i.e., the waiting queue and the server) can contain at most two packets, one packet of each source; and when the server is busy and a new packet arrives, the possible packet of the same source in the waiting queue is replaced by the fresh packet. The main difference between the policies is that in the self-preemptive policy, the packet under service is

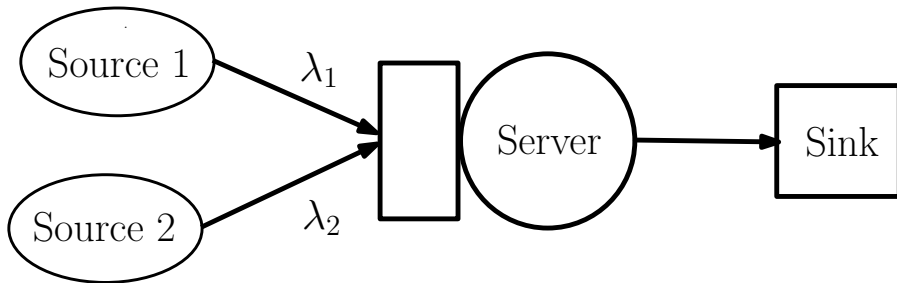


Fig. 1: The considered status update system.

replaced upon the arrival of a new packet from the same source, whereas in the non-preemptive policy, this new arriving packet is blocked and cleared. By using the derived MGF, we derive the first and second moments of the AoI and show the importance of higher moments.

II. SYSTEM MODEL

We consider a status update system consisting of two sources¹ and one server as illustrated in Fig. 1. Each source observes a random process at random time instants and the measured value of the monitored process is transmitted as a status update packet. Each status update packet contains the measured value of the monitored process and a time stamp representing the time when the sample was generated. We assume that the sources generate their packets according to the Poisson process with rates λ_c , $c \in \{1, 2\}$, and the server serves the packets according to an exponentially distributed service time with rate μ .

Let $\rho_c = \lambda_c/\mu$, $c \in \{1, 2\}$, be the load of source c . Since packets of each source are generated according to the Poisson process and the sources are independent, the packet generation in the system follows the Poisson process with rate $\lambda = \lambda_1 + \lambda_2$, and the overall load in the system is $\rho = \lambda/\mu$. Let Δ_c , $c \in \{1, 2\}$, be the average AoI of source c .

¹We consider two sources for simplicity of presentation; the same methodology as used in this letter can be applied for more than two sources. However, the complexity of the calculations increases exponentially with the number of sources.

A. Packet Management Policies

In both packet management policies, the system can contain at most two packets, one packet of each source; and when the server is busy and a new packet arrives, the possible packet of the same source in the waiting queue is replaced by the fresh packet. The main difference between the policies is that in the self-preemptive policy, the packet under service is replaced upon the arrival of a new packet from the same source, whereas in the non-preemptive policy, this new arriving packet is blocked and cleared.

B. Summary of the Main Results

In this paper, we derive the MGF of the AoI for each source under the self-preemptive and non-preemptive policies which are summarized by the following two theorems. Note that while we derive the MGF for source 1, the derived results can be straightforwardly used to compute the MGF of AoI of source 2 by interchanging ρ_1 and ρ_2 .

Theorem 1. *The MGF of the AoI of source 1 under the self-preemptive policy is given as*

$$M_{\Delta_1}(s) = \frac{\rho_1}{2\rho_1\rho_2 + \rho + 1} \times \left[\frac{\rho_2^2(1-\bar{s})^2 + 2\rho_2(1-\bar{s})^3 + (1-\bar{s})^4 + \sum_{k=1}^4 \rho_1^k \gamma_k}{(\rho_1 - \bar{s})(1-\bar{s})^2(1+\rho_1 - \bar{s})^2(1+\rho - \bar{s})^2} \right], \quad (1)$$

where $\bar{s} = s/\mu$ and

$$\gamma_1 = \rho_2^2(4 - 6\bar{s} + 4\bar{s}^2 - \bar{s}^3) + \rho_2(8 - 20\bar{s} + 16\bar{s}^2 - 6\bar{s}^3 + \bar{s}^4) + (1-\bar{s})^3(4-\bar{s}),$$

$$\gamma_2 = \rho_2^2(5 - 6\bar{s} + 2\bar{s}^2) + \rho_2(12 - 22\bar{s} + 14\bar{s}^2 - 3\bar{s}^3) + 3(1-\bar{s})^2(2-\bar{s}),$$

$$\gamma_3 = \rho_2^2(2 - \bar{s}) + \rho_2(8 - 10\bar{s} + 3\bar{s}^2) + 3\bar{s}^2 - 7\bar{s} + 4,$$

$$\gamma_4 = \rho_2(2 - \bar{s}) + 1 - \bar{s}.$$

Proof: The proof of Theorem 1 appears in Section IV-A. ■

Theorem 2. *The MGF of the AoI of source 1 under the non-preemptive policy is given as*

$$M_{\Delta_1}(s) = \frac{\rho_1}{2\rho_1\rho_2 + \rho + 1} \times \left[\frac{\rho_2^3(1-\bar{s})^2 + 3\rho_2^2(1-\bar{s})^3 + 3\rho_2(1-\bar{s})^4 + (1-\bar{s})^5 + \sum_{k=1}^3 \rho_1^k \bar{\gamma}_k}{(\rho_1 - \bar{s})(1-\bar{s})^3(1+\rho_1 - \bar{s})(1+\rho - \bar{s})} \right] \quad (2)$$

where $\bar{s} = s/\mu$ and

$$\begin{aligned}\bar{\gamma}_1 &= \rho_2^3(3 - 3\bar{s} + \bar{s}^2) + \rho_2^2(9 - 19\bar{s} + 11\bar{s}^2 - 2\bar{s}^3) + \\ &\quad \rho_2(9 - 28\bar{s} + 29\bar{s}^2 - 11\bar{s}^3 + \bar{s}^4) + 3(1 - \bar{s})^4, \\ \bar{\gamma}_2 &= \rho_2^3(2 - \bar{s}) + \rho_2^2(8 - 10\bar{s} + 3\bar{s}^2) + \rho_2(9 - 19\bar{s} + 11\bar{s}^2 - 2\bar{s}^3) + (1 - \bar{s})^3, \\ \bar{\gamma}_3 &= \rho_2^2(2 - \bar{s}) + \rho_2(3 - 3\bar{s} + \bar{s}^2) + (1 - \bar{s})^2.\end{aligned}$$

Proof: The proof of Theorem 2 appears in Section IV-B. ■

Note that the expressions are *exact*; they characterize the MGF of the AoI in *closed form*.

III. THE SHS TECHNIQUE TO CALCULATE MGF

In the following, we briefly present how to use the SHS technique for our MGF analysis in Section IV. We refer the readers to [2], [4] for more details.

The SHS technique models a queueing system through the states $(q(t), \mathbf{x}(t))$, where $q(t) \in \mathcal{Q} = \{0, 1, \dots, m\}$ is a continuous-time finite-state Markov chain that describes the occupancy of the system and $\mathbf{x}(t) = [x_0(t) \cdots x_n(t)] \in \mathbb{R}^{1 \times (n+1)}$ is a continuous process that describes the evolution of age-related processes in the system. Following the approach in [2], [11], we label the source of interest as source 1 and employ the continuous process $\mathbf{x}(t)$ to track the age of source 1 updates at the sink.

The Markov chain $q(t)$ can be presented as a graph $(\mathcal{Q}, \mathcal{L})$ where each discrete state $q(t) \in \mathcal{Q}$ is a node of the chain and a (directed) link $l \in \mathcal{L}$ from node q_l to node q'_l indicates a transition from state $q_l \in \mathcal{Q}$ to state $q'_l \in \mathcal{Q}$.

A transition occurs when a packet arrives or departs in the system. Since the time elapsed between departures and arrivals is exponentially distributed, transition $l \in \mathcal{L}$ from state q_l to state q'_l occurs with the exponential rate $\lambda^{(l)} \delta_{q_l, q(t)}$, where the Kronecker delta function $\delta_{q_l, q(t)}$ ensures that the transition l occurs only when the discrete state $q(t)$ is equal to q_l . When a transition l occurs, the discrete state q_l changes to state q'_l , and the continuous state \mathbf{x} is reset to \mathbf{x}' according to a binary reset map matrix $\mathbf{A}_l \in \mathbb{B}^{(n+1) \times (n+1)}$ as $\mathbf{x}' = \mathbf{x} \mathbf{A}_l$. In addition, as long as state $q(t)$ is unchanged we have $\dot{\mathbf{x}}(t) \triangleq \frac{\partial \mathbf{x}(t)}{\partial t} = \mathbf{1}$, where $\mathbf{1}$ is the row vector $[1 \cdots 1] \in \mathbb{R}^{1 \times (n+1)}$.

Note that unlike in a typical continuous-time Markov chain, a transition from a state to itself (i.e., a self-transition) is possible in $q(t) \in \mathcal{Q}$. In the case of a self-transition, a reset of the continuous state \mathbf{x} takes place, but the discrete state remains the same. In addition, for a given pair of states $\bar{q}, \hat{q} \in \mathcal{Q}$, there may be multiple transitions l and l' so that the discrete state changes from \bar{q} to \hat{q} but the transition reset maps \mathbf{A}_l and $\mathbf{A}_{l'}$ are different (for more details, see [2, Section III]).

To calculate the MGF of the AoI using the SHS technique, the state probabilities of the Markov chain, the correlation vector between the discrete state $q(t)$ and the continuous state $\mathbf{x}(t)$, and the correlation vector between the discrete state $q(t)$ and the exponential function $e^{s\mathbf{x}(t)}$, $s \in \mathbb{R}$, need to be defined. Let $\pi_q(t)$ denote the probability of being in state q of the Markov chain. Let $\mathbf{v}_q(t) = [v_{q0}(t) \cdots v_{qn}(t)] \in \mathbb{R}^{1 \times (n+1)}$ denote the correlation vector between the discrete state $q(t)$ and the continuous state $\mathbf{x}(t)$. Let $\mathbf{v}_q^s(t) = [v_{q0}^s(t) \cdots v_{qn}^s(t)] \in \mathbb{R}^{1 \times (n+1)}$ denote the correlation vector between the state $q(t)$ and the exponential function $e^{s\mathbf{x}(t)}$. Accordingly, we have

$$\pi_q(t) = \Pr(q(t) = q) = \mathbb{E}[\delta_{q,q(t)}], \quad \forall q \in \mathcal{Q}, \quad (3)$$

$$\mathbf{v}_q(t) = [v_{q0}(t) \cdots v_{qn}(t)] = \mathbb{E}[\mathbf{x}(t)\delta_{q,q(t)}], \quad \forall q \in \mathcal{Q}, \quad (4)$$

$$\mathbf{v}_q^s(t) = [v_{q0}^s(t) \cdots v_{qn}^s(t)] = \mathbb{E}[e^{s\mathbf{x}(t)}\delta_{q,q(t)}], \quad \forall q \in \mathcal{Q}. \quad (5)$$

Let \mathcal{L}'_q denote the set of incoming transitions and \mathcal{L}_q denote the set of outgoing transitions for state q , defined as

$$\mathcal{L}'_q = \{l \in \mathcal{L} : q'_l = q\}, \quad \mathcal{L}_q = \{l \in \mathcal{L} : q_l = q\}, \quad \forall q \in \mathcal{Q}.$$

Following the ergodicity assumption of the Markov chain $q(t)$ in the AoI analysis [2], [4], the state probability vector $\boldsymbol{\pi}(t) = [\pi_0(t) \cdots \pi_m(t)]$ converges uniquely to the stationary vector $\bar{\boldsymbol{\pi}} = [\bar{\pi}_0 \cdots \bar{\pi}_m]$ satisfying

$$\bar{\pi}_q \sum_{l \in \mathcal{L}_q} \lambda^{(l)} = \sum_{l \in \mathcal{L}'_q} \lambda^{(l)} \bar{\pi}_{q_l}, \quad \forall q \in \mathcal{Q}, \quad \sum_{q \in \mathcal{Q}} \bar{\pi}_q = 1.$$

Further, it has been shown in [4, Theorem 1] that under the ergodicity assumption of the Markov chain $q(t)$, if we can find a non-negative limit $\bar{\mathbf{v}}_q = [\bar{v}_{q0} \cdots \bar{v}_{qn}]$, $\forall q \in \mathcal{Q}$, for the correlation vector $\mathbf{v}_q(t)$ satisfying

$$\bar{\mathbf{v}}_q \sum_{l \in \mathcal{L}_q} \lambda^{(l)} = \bar{\pi}_q \mathbf{1} + \sum_{l \in \mathcal{L}'_q} \lambda^{(l)} \bar{\mathbf{v}}_{q_l} \mathbf{A}_l, \quad \forall q \in \mathcal{Q}, \quad (6)$$

there exists $s_0 > 0$ such that for all $s < s_0$, $\mathbf{v}_q^s(t)$, $\forall q \in \mathcal{Q}$, converges to $\bar{\mathbf{v}}_q^s$ that satisfies

$$\bar{\mathbf{v}}_q^s \sum_{l \in \mathcal{L}_q} \lambda^{(l)} = s \bar{\mathbf{v}}_q^s + \sum_{l \in \mathcal{L}'_q} \lambda^{(l)} [\bar{\mathbf{v}}_{q_l}^s \mathbf{A}_l + \bar{\pi}_{q_l} \mathbf{1} \hat{\mathbf{A}}_l], \quad \forall q \in \mathcal{Q}, \quad (7)$$

where $\hat{\mathbf{A}}_l \in \mathbb{B}^{(n+1) \times (n+1)}$ is a binary matrix whose k, j th element, $\hat{\mathbf{A}}_l(k, j)$, is given as

$$\hat{\mathbf{A}}_l(k, j) = \begin{cases} 1, & k = j, \text{ and } j\text{th column of } \mathbf{A}_l \text{ is a zero vector,} \\ 0, & \text{otherwise.} \end{cases}$$

Finally, the MGF of the state $\mathbf{x}(t)$, which is calculated by $\mathbb{E}[e^{s\mathbf{x}(t)}]$, converges to the stationary vector [4, Theorem 1]

$$\mathbb{E}[e^{s\mathbf{x}}] = \sum_{q \in \mathcal{Q}} \bar{\mathbf{v}}_q^s. \quad (8)$$

As (8) implies, if the first element of continuous state $\mathbf{x}(t)$ represents the AoI of source 1 at the sink, the MGF of the AoI of source 1 at the sink converges to

$$M_{\Delta_1}(s) = \sum_{q \in \mathcal{Q}} \bar{v}_{q0}^s. \quad (9)$$

From (9), the main challenge in calculating the MGF of the AoI of source 1 using the SHS technique reduces to deriving the first elements of correlation vectors $\bar{\mathbf{v}}_q^s$, $\forall q \in \mathcal{Q}$.

IV. AOI ANALYSIS USING THE SHS TECHNIQUE

In this section, we use the SHS technique to calculate the MGF of the AoI of source 1 in (9) for each source under the self-preemptive and non-preemptive policies.

The discrete state space is $\mathcal{Q} = \{00, 01, 02, 21, 12\}$, which is determined according to the occupancy of the system. State $a_1 a_2$ indicates that a packet of source a_2 is under service when

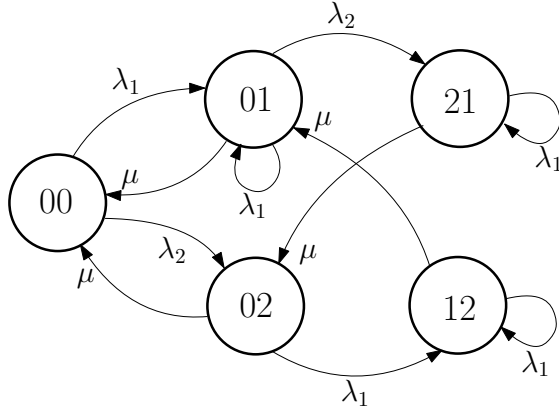


Fig. 2: The SHS Markov chain for the self-preemptive policy.

$a_2 \neq 0$ and a packet of source a_1 is in the waiting queue when $a_1 \neq 0$. Note that $a_1 = 0$ (resp. $a_2 = 0$) indicates that the waiting queue (resp. the server) is empty. For example, state $a_1 a_2 = 12$ indicates that a source 1 packet is in the waiting queue and a source 2 packet is under service.

The continuous process is $\mathbf{x}(t) = [x_0(t) \ x_1(t) \ x_2(t)]$, where $x_0(t)$ is the current AoI of source 1 at time instant t , $\Delta_1(t)$; $x_1(t)$ encodes what the AoI of source 1 would become if the packet that is under service is delivered to the sink at time instant t ; $x_2(t)$ encodes what the AoI of source 1 would become if the packet in the waiting queue is delivered to the sink at time instant t .

Recall that to calculate the MGF of the AoI of source 1 in (9) we need to find $\bar{v}_{q0}^s, \forall q \in \mathcal{Q}$, which are the solution of the system of linear equations (7) with variables $\bar{v}_q^s, \forall q \in \mathcal{Q}$. To form the system of linear equations (7), we need to determine $\bar{\pi}_q$, \mathbf{A}_l , and $\hat{\mathbf{A}}_l$ for each state $\forall q \in \mathcal{Q}$, and transition $l \in \mathcal{L}'_q$. Next, we derive these under the self-preemptive and non-preemptive policies in Sections IV-A and IV-B, respectively.

A. MGF of the AoI Under the Self-Preemptive Policy

The Markov chain for the discrete state $q(t)$ is shown in Fig. 2. The transitions between the discrete states $q_l \rightarrow q'_l, \forall l \in \mathcal{L}$, and their effects on the continuous state $\mathbf{x}(t)$ are summarized in Table I. The explanations of the transitions can be found in [11, Section IV.B].

TABLE I: Table of transitions for the self-preemptive policy

l	$q_l \rightarrow q'_l$	$\lambda^{(l)}$	$\mathbf{x}\mathbf{A}_l$	\mathbf{A}_l	$\hat{\mathbf{A}}_l$
1	00 \rightarrow 01	λ_1	$[x_0 \ 0 \ x_2]$	$\begin{bmatrix} 1 & 0 & 0 \\ 0 & 0 & 0 \\ 0 & 0 & 1 \end{bmatrix}$	$\begin{bmatrix} 0 & 0 & 0 \\ 0 & 1 & 0 \\ 0 & 0 & 0 \end{bmatrix}$
2	00 \rightarrow 02	λ_2	$[x_0 \ x_0 \ x_2]$	$\begin{bmatrix} 1 & 1 & 0 \\ 0 & 0 & 0 \\ 0 & 0 & 1 \end{bmatrix}$	$\begin{bmatrix} 0 & 0 & 0 \\ 0 & 0 & 0 \\ 0 & 0 & 0 \end{bmatrix}$
3	01 \rightarrow 01	λ_1	$[x_0 \ 0 \ x_2]$	$\begin{bmatrix} 1 & 0 & 0 \\ 0 & 0 & 0 \\ 0 & 0 & 1 \end{bmatrix}$	$\begin{bmatrix} 0 & 0 & 0 \\ 0 & 1 & 0 \\ 0 & 0 & 0 \end{bmatrix}$
4	01 \rightarrow 21	λ_2	$[x_0 \ x_1 \ x_1]$	$\begin{bmatrix} 1 & 0 & 0 \\ 0 & 1 & 1 \\ 0 & 0 & 0 \end{bmatrix}$	$\begin{bmatrix} 0 & 0 & 0 \\ 0 & 0 & 0 \\ 0 & 0 & 0 \end{bmatrix}$
5	02 \rightarrow 12	λ_1	$[x_0 \ x_0 \ 0]$	$\begin{bmatrix} 1 & 1 & 0 \\ 0 & 0 & 0 \\ 0 & 0 & 0 \end{bmatrix}$	$\begin{bmatrix} 0 & 0 & 0 \\ 0 & 0 & 0 \\ 0 & 0 & 1 \end{bmatrix}$
6	21 \rightarrow 21	λ_1	$[x_0 \ 0 \ 0]$	$\begin{bmatrix} 1 & 0 & 0 \\ 0 & 0 & 0 \\ 0 & 0 & 0 \end{bmatrix}$	$\begin{bmatrix} 0 & 0 & 0 \\ 0 & 1 & 0 \\ 0 & 0 & 1 \end{bmatrix}$
7	12 \rightarrow 12	λ_1	$[x_0 \ x_0 \ 0]$	$\begin{bmatrix} 1 & 1 & 0 \\ 0 & 0 & 0 \\ 0 & 0 & 0 \end{bmatrix}$	$\begin{bmatrix} 0 & 0 & 0 \\ 0 & 0 & 0 \\ 0 & 0 & 1 \end{bmatrix}$
8	01 \rightarrow 00	μ	$[x_1 \ x_1 \ x_2]$	$\begin{bmatrix} 0 & 0 & 0 \\ 1 & 1 & 0 \\ 0 & 0 & 1 \end{bmatrix}$	$\begin{bmatrix} 0 & 0 & 0 \\ 0 & 0 & 0 \\ 0 & 0 & 0 \end{bmatrix}$
9	02 \rightarrow 00	μ	$[x_0 \ x_1 \ x_2]$	$\begin{bmatrix} 1 & 0 & 0 \\ 0 & 1 & 0 \\ 0 & 0 & 1 \end{bmatrix}$	$\begin{bmatrix} 0 & 0 & 0 \\ 0 & 0 & 0 \\ 0 & 0 & 0 \end{bmatrix}$
10	21 \rightarrow 02	μ	$[x_1 \ x_1 \ x_2]$	$\begin{bmatrix} 0 & 0 & 0 \\ 1 & 1 & 0 \\ 0 & 0 & 1 \end{bmatrix}$	$\begin{bmatrix} 0 & 0 & 0 \\ 0 & 0 & 0 \\ 0 & 0 & 0 \end{bmatrix}$
11	12 \rightarrow 01	μ	$[x_0 \ x_2 \ x_2]$	$\begin{bmatrix} 1 & 0 & 0 \\ 0 & 0 & 0 \\ 0 & 1 & 1 \end{bmatrix}$	$\begin{bmatrix} 0 & 0 & 0 \\ 0 & 0 & 0 \\ 0 & 0 & 0 \end{bmatrix}$

As it has been shown in [11, Section IV.B], the stationary probabilities are given as

$$\bar{\pi} = \frac{1}{2\rho_1\rho_2 + \rho + 1} [1 \ \rho_1 \ \rho_2 \ \rho_1\rho_2 \ \rho_1\rho_2]. \quad (10)$$

Recall from Section III that to calculate the MGF of the AoI, first, we need to make sure whether we can find non-negative vectors $\bar{\mathbf{v}}_q = [\bar{v}_{q0} \cdots \bar{v}_{qn}]$, $\forall q \in \mathcal{Q}$, satisfying (6). As it is shown in [11, Eq. (13)], the system of linear equations in (6) has a non-negative solution. Thus, the MGF of the AoI can be calculated by solving the system of linear equations in (7). We form (7) by substituting the values of \mathbf{A}_l and $\hat{\mathbf{A}}_l$ presented in Table I and the vector $\bar{\pi}$ in (10). By solving the formed system of linear equations, the values of \bar{v}_{q0}^s , $\forall q \in \mathcal{Q}$, under the self-preemptive policy are calculated as presented in Appendix A.

Finally, substituting the values of \bar{v}_{q0}^s , $\forall q \in \mathcal{Q}$, into (9), we obtain the MGF of the AoI of source 1 under the self-preemptive policy, as given in Theorem 1.

TABLE II: Table of transitions for the non-preemptive policy

l	$q_l \rightarrow q'_l$	$\lambda^{(l)}$	$\mathbf{x}\mathbf{A}_l$	\mathbf{A}_l	$\hat{\mathbf{A}}_l$
3	01 \rightarrow 01	λ_1	$[x_0 \ x_1 \ x_2]$	$\begin{bmatrix} 1 & 0 & 0 \\ 0 & 1 & 0 \\ 0 & 0 & 1 \end{bmatrix}$	$\begin{bmatrix} 0 & 0 & 0 \\ 0 & 0 & 0 \\ 0 & 0 & 0 \end{bmatrix}$
6	21 \rightarrow 21	λ_1	$[x_0 \ x_1 \ x_1]$	$\begin{bmatrix} 1 & 0 & 0 \\ 0 & 1 & 1 \\ 0 & 0 & 0 \end{bmatrix}$	$\begin{bmatrix} 0 & 0 & 0 \\ 0 & 0 & 0 \\ 0 & 0 & 0 \end{bmatrix}$

B. MGF of the AoI Under the Non-Preemptive Policy

The Markov chain of the non-preemptive policy is the same as that for the self-preemptive policy. Thus, the stationary probability vector $\bar{\pi}$ of the non-preemptive policy is given in (10). The transitions between the discrete states $q_l \rightarrow q'_l$, and their effects on the state $\mathbf{x}(t)$ for $l \in \{1, 2, 4, 5, 7, 8, 9, 10, 11\}$ are same as those for the self-preemptive policy. The transitions $l \in \{3, 6\}$ and their effects on the continuous state $\mathbf{x}(t)$ are summarized in Table II. The explanations of the transitions can be found in [11, Section IV.C].

As it is shown in [11, Eq. (14)], the system of linear equations in (6) has a non-negative solution. Thus, the MGF of the AoI can be calculated by solving the system of linear equations in (7). We form (7) by substituting the values of \mathbf{A}_l and $\hat{\mathbf{A}}_l$ presented in Tables I and II and the vector $\bar{\pi}$ in (10). By solving the formed system of linear equations, the values of $\bar{v}_{q_0}^s, \forall q \in \mathcal{Q}$, under the non-preemptive policy are calculated as presented in Appendix B.

Finally, substituting the values of $\bar{v}_{q_0}^s, \forall q \in \mathcal{Q}$, into (9) results in the MGF of the AoI of source 1 under the non-preemptive policy, given in Theorem 2.

The following remark presents how we can derive different moments of the AoI by using the MGF.

Remark 1. The i th moment of the AoI of source 1, $\Delta_1^{(i)}$, is calculated as

$$\Delta_1^{(i)} = \left. \frac{d^i(M_{\Delta_1}(s))}{ds^i} \right|_{s=0}. \quad (11)$$

V. FIRST AND SECOND MOMENTS OF THE AOI

Having derived the MGF of the AoI presented in Theorems 1 and 2, we apply Remark 1 to derive the first and second moments of the AoI of source 1. It is easy to show that the first

moment of the AoI of source 1 under the self-preemptive and non-preemptive policies coincide with the results in [11, Theorems 2 and 3], as expected. The second moment of the AoI of source 1 under the self-preemptive policy is given as

$$\Delta_1^{(2)} = \frac{2(\rho_2 + 1)^3 + 2 \sum_{k=1}^8 \rho_1^k \xi_k}{\mu \rho_1^2 (1 + \rho_1)^3 (1 + \rho)^2 (2\rho_1 \rho_2 + \rho + 1)}, \quad (12)$$

where $\xi_1 = 7\rho_2^3 + 21\rho_2^2 + 21\rho_2 + 7$, $\xi_2 = 22\rho_2^3 + 68\rho_2^2 + 68\rho_2 + 22$, $\xi_3 = 40\rho_2^3 + 113\rho_2^2 + 134\rho_2 + 41$, $\xi_4 = 36\rho_2^3 + 161\rho_2^2 + 180\rho_2 + 50$, $\xi_5 = 18\rho_2^3 + 113\rho_2^2 + 160\rho_2 + 41$, $\xi_6 = 4\rho_2^3 + 45\rho_2^2 + 88\rho_2 + 22$, $\xi_7 = 8\rho_2^2 + 28\rho_2 + 7$, $\xi_8 = 4\rho_2 + 1$. The second moment of the AoI of source 1 under the non-preemptive policy is

$$\Delta_1^{(2)} = \frac{2(\rho_2 + 1)^5 + 2 \sum_{k=1}^7 \rho_1^k \hat{\xi}_k}{\mu \rho_1^2 (1 + \rho_1)^2 (1 + \rho_2)^2 (1 + \rho)^2 (2\rho_1 \rho_2 + \rho + 1)}, \quad (13)$$

where $\hat{\xi}_1 = 6\rho_2^5 + 30\rho_2^4 + 60\rho_2^3 + 60\rho_2^2 + 30\rho_2 + 6$, $\hat{\xi}_2 = 18\rho_2^5 + 91\rho_2^4 + 182\rho_2^3 + 180\rho_2^2 + 88\rho_2 + 17$, $\hat{\xi}_3 = 34\rho_2^5 + 178\rho_2^4 + 361\rho_2^3 + 355\rho_2^2 + 169\rho_2 + 31$, $\hat{\xi}_4 = 29\rho_2^5 + 190\rho_2^4 + 439\rho_2^3 + 463\rho_2^2 + 224\rho_2 + 39$, $\hat{\xi}_5 = 9\rho_2^5 + 97\rho_2^4 + 293\rho_2^3 + 365\rho_2^2 + 192\rho_2 + 32$, $\hat{\xi}_6 = 18\rho_2^4 + 92\rho_2^3 + 151\rho_2^2 + 93\rho_2 + 15$, $\hat{\xi}_7 = 9\rho_2^3 + 24\rho_2^2 + 19\rho_2 + 3$.

Fig. 3 depicts the average AoI of source 1 and its standard deviation (σ) as a function of λ_1 under the two packet management policies for $\mu = 1$ and $\lambda = 5$. This figure shows that in a status update system, the standard deviation of the AoI might have a large value. Thus, to have a reliable system, in addition to optimizing the average AoI, we need to take the higher moments of the AoI into account.

VI. CONCLUSION

We considered a status update system consisting of two independent sources and one server in which packets of each source are generated according to the Poisson process and packets in the system are served according to an exponentially distributed service time. We derived the MGF of the AoI under two packet management policies by using the SHS technique. We derived the first and second moments of the AoI by using the MGF and demonstrated the importance of considering higher moments in the AoI optimization.

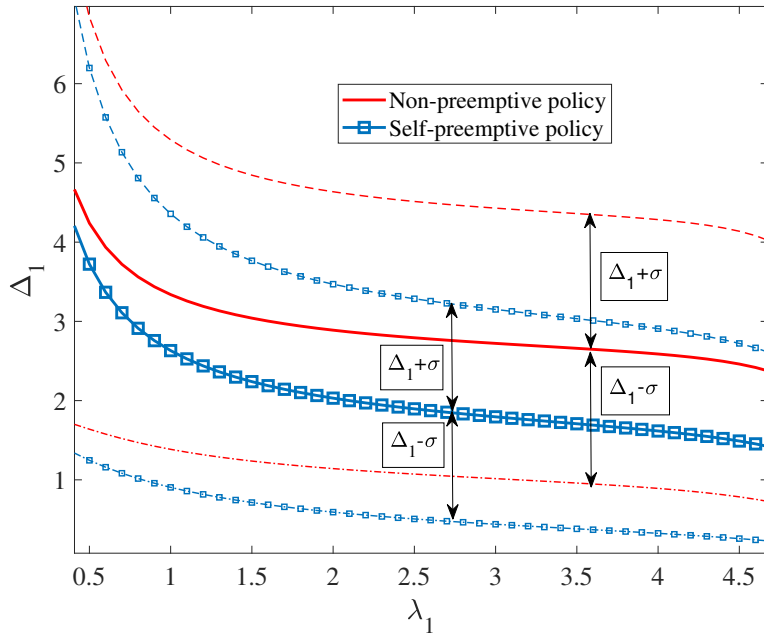


Fig. 3: The average AoI of source 1 and its standard deviation as a function of λ_1 under the two packet management policies for $\mu = 1$ and $\lambda = 5$. The dashed lines visualize the standard deviation of the AoI as $\Delta_1 + \sigma$ and $\Delta_1 - \sigma$.

The interesting future works would be to i) derive the MGF of the AoI for the packet management policy where the packet of one source is preempted by a new arrival of the same source whereas the arriving packets of the other source are discarded when there is a packet of that source in the system; and ii) study the average AoI minimization with a maximum variance constraint.

APPENDIX A

VALUES OF $\bar{v}_{q_0}^s$ FOR THE SELF-PREEMPTIVE POLICY

$$\bar{v}_{00}^s = \frac{\rho_1}{2\rho_1\rho_2 + \rho + 1} \left[\frac{(1 - \bar{s})^2 + \rho_2}{(\rho_1 - \bar{s})(1 + \rho_1 - \bar{s})^2(1 + \rho - \bar{s})^2} + \frac{\rho_1^3 + \rho_1^2(3 - 2\bar{s} + \rho_2) + \rho_1((2 - \bar{s})^2 + \rho_2(2 - \bar{s}) - 1)}{(\rho_1 - \bar{s})(1 + \rho_1 - \bar{s})^2(1 + \rho - \bar{s})^2} \right].$$

$$\bar{v}_{10}^s = \frac{\rho_1^2}{2\rho_1\rho_2 + \rho + 1} \left[\frac{\rho_1^3(\rho_2 + 1 - \bar{s}) + \rho_1^2\alpha_{1,1} + \rho_1\alpha_{1,2} + (1 - \bar{s})^3}{(1 - \bar{s})(\rho_1 - \bar{s})(1 + \rho_1 - \bar{s})^2(1 + \rho_2 - \bar{s})(1 + \rho - \bar{s})} + \right.$$

$$\left. \frac{(\rho_2 + 1)^2 - 3\rho_2\bar{s} - 1}{(1 - \bar{s})(\rho_1 - \bar{s})(1 + \rho_1 - \bar{s})^2(1 + \rho_2 - \bar{s})(1 + \rho - \bar{s})} \right],$$

where $\alpha_{1,1} = (\rho_2 + 2)^2 + 2(\bar{s} - 2)^2 + 3(1 - \rho_2) - 9$, and $\alpha_{1,2} = \rho_2^2(2 - \bar{s}) + \rho_2(5 - 6\bar{s} + 2\bar{s}^2) + 3 - 7\bar{s} + 5\bar{s}^2 - \bar{s}^3$.

$$\bar{v}_{20}^s = \frac{\rho_1\rho_2}{2\rho_1\rho_2 + \rho + 1} \left[\frac{1 - 2\bar{s} + \rho_2}{(\rho_1 - \bar{s})(1 + \rho_1 - \bar{s})^2(1 + \rho - \bar{s})} + \frac{\rho_1^3 + \rho_1^2(3 - 2\bar{s} + \rho_2) + \rho_1(3(1 - \bar{s}) + \bar{s}^2 + (2 - \bar{s}))}{(\rho_1 - \bar{s})(1 + \rho_1 - \bar{s})^2(1 + \rho - \bar{s})} \right].$$

$$\bar{v}_{30}^s = \frac{\rho_1^2\rho_2}{2\rho_1\rho_2 + \rho + 1} \left[\frac{\rho_1^3(\rho_2 + 1 - \bar{s}) + \rho_1^2\alpha_{3,1} + \rho_1\alpha_{3,2} + (\rho_2 + 1)^2}{(\rho_1 - \bar{s})(1 - \bar{s})^2(1 + \rho_1 - \bar{s})^2(1 + \rho_2 - \bar{s})(1 + \rho - \bar{s})} + \frac{(1 - \bar{s})^3 - 3\rho_2\bar{s} - 1}{(\rho_1 - \bar{s})(1 - \bar{s})^2(1 + \rho_1 - \bar{s})^2(1 + \rho_2 - \bar{s})(1 + \rho - \bar{s})} \right],$$

where $\alpha_{3,1} = (\rho_2 + 2)^2 + 2(\bar{s} - 1)^2 - \bar{s}(3\rho_2 + 1) - 3$, and $\alpha_{3,2} = \rho_2^2(2 - \bar{s}) + \rho_2(5 - 6\bar{s} + 2\bar{s}^2) + 3 - 7\bar{s} + 5\bar{s}^2 - \bar{s}^3$.

$$\bar{v}_{40}^s = \frac{\rho_1^2\rho_2}{2\rho_1\rho_2 + \rho + 1} \left[\frac{\rho_1^3 + \rho_1^2(3 - 2\bar{s} + \rho_2) + \rho_1(3(1 - \bar{s}))}{(\rho_1 - \bar{s})(1 - \bar{s})(1 + \rho_1 - \bar{s})^2(1 + \rho - \bar{s})} + \frac{\rho_2(2 - \bar{s}) + \bar{s}^2 + 1 + 1 - 2\bar{s} + \rho_2}{(\rho_1 - \bar{s})(1 - \bar{s})(1 + \rho_1 - \bar{s})^2(1 + \rho - \bar{s})} \right].$$

APPENDIX B

VALUES OF \bar{v}_{q0}^s FOR THE NON-PREEMPTIVE POLICY

$$\bar{v}_{00}^s = \frac{\rho_1}{2\rho_1\rho_2 + \rho + 1} \left[\frac{\rho_1^2(1 - \bar{s})(1 + \rho_2) + \rho_1\bar{\alpha}_{0,1} + (1 + \rho_2)^2}{(\rho_1 - \bar{s})(1 - \bar{s})(1 + \rho_1 - \bar{s})(1 + \rho_2 - \bar{s})(1 + \rho - \bar{s})} + \frac{\rho_2\bar{s}(\bar{s} - 3) + (1 - \bar{s})^3 - 1}{(\rho_1 - \bar{s})(1 - \bar{s})(1 + \rho_1 - \bar{s})(1 + \rho_2 - \bar{s})(1 + \rho - \bar{s})} \right],$$

where $\bar{\alpha}_{0,1} = \rho_2(\rho_2 + 3) + \rho_2\bar{s}(\bar{s} - 3) + 2(1 - \bar{s})$.

$$\bar{v}_{10}^s = \frac{\rho_1^2}{2\rho_1\rho_2 + \rho + 1} \left[\frac{\rho_1^2\bar{\alpha}_{1,1} + \rho_1\bar{\alpha}_{1,2} + \rho_2^3 + \rho_2^2(3 - 4\bar{s})}{(\rho_1 - \bar{s})(1 - \bar{s})^2(1 + \rho_1 - \bar{s})(1 + \rho_2 - \bar{s})^2(1 + \rho - \bar{s})} + \right.$$

$$\left. \frac{\rho_2(3 - 8\bar{s} + 6\bar{s}^2 - \bar{s}^3) + (1 - \bar{s})^4}{(\rho_1 - \bar{s})(1 - \bar{s})^2(1 + \rho_1 - \bar{s})(1 + \rho_2 - \bar{s})^2(1 + \rho - \bar{s})} \right],$$

where $\bar{\alpha}_{1,1} = (\rho_2 + 1)^2 + \rho_2\bar{s}(\bar{s} - 2) + (1 - \bar{s})^2 - 1$, and $\bar{\alpha}_{1,2} = \rho_2^3 + \rho_2^2(4 - 3\bar{s}) + \rho_2(5 - 9\bar{s} + 4\bar{s}^2 - \bar{s}^3) + 2(1 - \bar{s})^3$.

$$\bar{v}_{20}^s = \frac{\rho_1\rho_2}{2\rho_1\rho_2 + \rho + 1} \left[\frac{\rho_1^2(\rho_2 + 1) + \rho_1(\rho_2^2 + 3\rho_2 + 2 - \bar{s}(2\rho_2 + 3)) + \rho_2^2}{(\rho_1 - \bar{s})(1 - \bar{s})(1 + \rho_1 - \bar{s})(1 + \rho_2 - \bar{s})(1 + \rho - \bar{s})} + \frac{\rho_2(2 - 3\bar{s}) + 1 - 3\bar{s} + 2\bar{s}^2}{(\rho_1 - \bar{s})(1 - \bar{s})(1 + \rho_1 - \bar{s})(1 + \rho_2 - \bar{s})(1 + \rho - \bar{s})} \right],$$

$$\bar{v}_{30}^s = \frac{\rho_1^2\rho_2}{2\rho_1\rho_2 + \rho + 1} \left[\frac{\rho_1^2\bar{\alpha}_{3,1} + \rho_1\bar{\alpha}_{3,2} + \rho_2^3 + \rho_2^2(3 - 4\bar{s})}{(\rho_1 - \bar{s})(1 - \bar{s})^3(1 + \rho_1 - \bar{s})(1 + \rho_2 - \bar{s})^2(1 + \rho - \bar{s})} + \frac{\rho_2(3 - 8\bar{s} + 6\bar{s}^2 - \bar{s}^3) + (1 - \bar{s})^2}{(\rho_1 - \bar{s})(1 - \bar{s})^3(1 + \rho_1 - \bar{s})(1 + \rho_2 - \bar{s})^2(1 + \rho - \bar{s})} \right],$$

where $\bar{\alpha}_{3,1} = (\rho_2 + 1)^2 + \rho_2\bar{s}(\bar{s} - 2) + (1 - \bar{s})^2 - 1$, and $\bar{\alpha}_{3,2} = \rho_2^3 + \rho_2^2(4 - 3\bar{s}) + \rho_2(5 - 9\bar{s} + 4\bar{s}^2 - \bar{s}^3) + 2(1 - \bar{s})^3$.

$$\bar{v}_{40}^s = \frac{\rho_1^2\rho_2}{2\rho_1\rho_2 + \rho + 1} \left[\frac{\rho_1^2(\rho_2 + 1) + \rho_1(\rho_2^2 + 3\rho_2 + 2 - \bar{s}(2\rho_2 + 3))}{(\rho_1 - \bar{s})(1 - \bar{s})^2(1 + \rho_1 - \bar{s})(1 + \rho_2 - \bar{s})(1 + \rho - \bar{s})} + \frac{(\rho_2 + 1)^2 + 3\rho_2 - 3\bar{s} + 2\bar{s}^2}{(\rho_1 - \bar{s})(1 - \bar{s})^2(1 + \rho_1 - \bar{s})(1 + \rho_2 - \bar{s})(1 + \rho - \bar{s})} \right].$$

REFERENCES

- [1] S. Kaul, R. Yates, and M. Gruteser, "Real-time status: How often should one update?" in *Proc. IEEE Int. Conf. on Computer. Commun. (INFOCOM)*, Orlando, FL, USA, Mar. 25–30, 2012, pp. 2731–2735.
- [2] R. D. Yates and S. K. Kaul, "The age of information: Real-time status updating by multiple sources," *IEEE Trans. Inform. Theory*, vol. 65, no. 3, pp. 1807–1827, Mar. 2019.
- [3] M. Moltafet, M. Leinonen, and M. Codreanu, "On the age of information in multi-source queueing models," *IEEE Trans. Commun.*, vol. 68, no. 8, pp. 5003–5017, May 2020.
- [4] R. D. Yates, "The age of information in networks: Moments, distributions, and sampling," *IEEE Trans. Inform. Theory*, vol. 66, no. 9, pp. 5712–5728, Sep. 2020.
- [5] S. K. Kaul and R. D. Yates, "Age of information: Updates with priority," in *Proc. IEEE Int. Symp. Inform. Theory*, Vail, CO, USA, Jun. 17–22, 2018, pp. 2644–2648.
- [6] R. D. Yates, "Age of information in a network of preemptive servers," in *Proc. IEEE Int. Conf. on Computer. Commun. (INFOCOM)*, Honolulu, HI, USA, Apr. 15–19, 2018, pp. 118–123.

- [7] —, “Status updates through networks of parallel servers,” in *Proc. IEEE Int. Symp. Inform. Theory*, Vail, CO, USA, Jun. 17–22, 2018, pp. 2281–2285.
- [8] A. Javani, M. Zorgui, and Z. Wang, “Age of information in multiple sensing,” in *Proc. IEEE Global Telecommun. Conf.*, Waikoloa, HI, USA, USA, Dec. 9–13, 2019.
- [9] S. Farazi, A. G. Klein, and D. Richard Brown, “Average age of information in multi-source self-preemptive status update systems with packet delivery errors,” in *Proc. Annual Asilomar Conf. Signals, Syst., Comp.*, Pacific Grove, CA, USA, USA, 2019.
- [10] A. Maatouk, M. Assaad, and A. Ephremides, “On the age of information in a CSMA environment,” *IEEE/ACM Trans. Net.*, vol. 28, no. 2, pp. 818–831, Feb. 2020.
- [11] M. Moltafet, M. Leinonen, and M. Codreanu, “Average AoI in multi-source systems with source-aware packet management,” *IEEE Trans. Commun.*, Early Access, 2020. [Online]. Available: <https://arxiv.org/pdf/2001.03959.pdf>
- [12] M. Moltafet, M. Leinonen, and M. Codreanu, “Average age of information for a multi-source M/M/1 queueing model with packet management,” in *Proc. IEEE Int. Symp. Inform. Theory*, Los Angeles, CA, USA, Jun. 21–26, 2020, pp. 1765–1769.