

Organic matter in interstellar dust lost at the approach to the heliosphere

Exothermic chemical reactions of free radicals ignited by the Sun

Hiroshi Kimura¹, Frank Postberg^{2,3}, Nicolas Altobelli⁴, and Mario Trieloff^{3,5}

¹ Planetary Exploration Research Center (PERC), Chiba Institute of Technology, Tsudanuma 2-17-1, Narashino, Chiba 275-0016, Japan

e-mail: hiroshi_kimura@perc.it-chiba.ac.jp

² Institut für Geologische Wissenschaften, Freie Universität Berlin, Malteserstr. 74-100, 12249 Berlin, Germany

³ Institute of Earth Sciences, University of Heidelberg, Im Neuenheimer Feld 234-236, D-69120 Heidelberg, Germany

⁴ Solar System Science Operation Division, Directorate of Science and Robotic Exploration,

ESA-ESAC - P.O. Box 78, E-28691 Villanueva de la Cañada, Madrid, Spain

⁵ Klaus Tschira Laboratory for Cosmochemistry, University of Heidelberg, Im Neuenheimer Feld 234-236, D-69120 Heidelberg, Germany

Received July 16, 2015; accepted September 15, 2020

ABSTRACT

Aims. We tackle the conundrums of organic materials missing from interstellar dust when measured inside the Solar System, while undoubtedly existing in the local interstellar cloud (LIC), which surrounds the Solar System.

Methods. We present a theoretical argument that organic compounds sublime almost instantaneously by exothermic reactions, when solar insolation triggers the recombination of free radicals or the rearrangement of carbon bonds in the compounds.

Results. It turns out that the triggering temperature lies in the range of 20–50 K by considering that sublimation of organic materials takes place beyond the so-called filtration region of interstellar neutral atoms. We find that in-situ measurements of LIC dust in the Solar System result in an overestimate for the gas-to-dust mass ratio of the LIC, unless the sublimation of organic materials is taken into account. We also find that previous measurements of interstellar pickup ions have determined the total elemental abundances of gas and organic materials, instead of interstellar gas alone.

Conclusions. We conclude that LIC organic matter suffers from sublimation en route to the heliosphere, implying that our understanding of LIC dust from space missions is incomplete. Since space missions inside the orbit of Saturn cannot give any information on the organic substances of LIC dust, one must await a future exploration mission to the inner edge of the Oort cloud for a thorough understanding of organic substances in the LIC. Once our model for the sublimation of interstellar organic matter by exothermic chemical reactions of free radicals is confirmed, the hypothesis of panspermia from the diffuse interstellar medium is ruled out.

Key words. dust, extinction – ISM: abundances – ISM: clouds – ISM: individual objects: the local interstellar cloud (LIC)

1. Introduction

Our Solar System is currently immersed in a warm, partially ionized, diffuse interstellar medium (DISM), called the local interstellar cloud (LIC), consisting of gas and dust. The motion of the Sun relative to the LIC results in a unidirectional wind of the LIC materials toward the Sun and the formation of the heliospheric boundary due to the interaction between the interstellar wind and the solar wind (Bertaux & Blamont 1971; Frisch et al. 1999). While interstellar neutral atoms and large dust particles penetrate the heliospheric boundary and are detected inside the heliosphere, interstellar ions and tiny dust particles are filtered out at the boundary (Kimura & Mann 1998, 1999; Linde & Gombosi 2000; Czechowski & Mann 2003). In the 1970s, possible detections of LIC dust were reported by Bertaux & Blamont (1976) through an analysis of impact data from capacitor-type detectors onboard the Meteoroid Technology Satellite and by Wolf et al. (1976) from the multi-coincidence microparticle sensing system onboard Pioneer 8 and 9 (see also McDonnell & Berg 1975). In the late part of the 20th century, the stream of dust

particles from the LIC was unambiguously recorded by impact ionization dust detectors onboard Ulysses, Galileo, Hiten, Nozomi, and Cassini (Grün et al. 1994, 1997; Svedhem et al. 1996; Sasaki et al. 2007; Altobelli et al. 2003). For a thorough review of LIC dust measurements performed during the 20th century, see Mann & Kimura (2000).

In the last decade, our understanding of LIC dust has been greatly improved by data analyses of recent space missions, data mining of previous space missions, elaborate numerical simulations of dust dynamics, and comprehensive studies of gas depletion measurements. An analysis of Helios in-situ dust data have revealed that the time-of-flight mass spectra of interstellar dust are dominated by silicates and iron (Altobelli et al. 2006). NASA's Stardust mission was successful in capturing a collection of LIC dust particles and bringing them back to Earth for a thorough analysis in a laboratory (Frank et al. 2014). The Stardust samples of LIC dust are mineral grains, but they show no clear evidence for the presence of organic refractory material in the LIC (Bechtel et al. 2014; Westphal et al. 2014b). The absence of organic refractory materials in a near-Earth orbit is not a com-

plete surprise because the organic-rich population of LIC dust may not be able to easily reach the inner Solar System against high radiation pressure repulsion from the Sun (Landgraf 1999; Kimura et al. 2003b; Sterken et al. 2012). The impact ionization time-of-flight mass spectrometer onboard Cassini recorded signals of 36 LIC dust grains in the proximity of Saturn and revealed that LIC dust is mainly composed of Mg-rich silicates; some of them are mixed with Fe-bearing metals and/or oxides, but not with organic compounds (Altobelli et al. 2016). Since the penetration of organic-rich carbonaceous grains could reach the orbit of Saturn, they should have been detected by Cassini if they exist. Nevertheless, we cannot exclude the possibility that organic-rich carbonaceous grains are simply smaller than the detection threshold of the Cassini dust analyzer (i.e., grain radius of $a \sim 20$ nm). The most recent model of interstellar dust by Jones et al. (2013) suggests that carbonaceous grains in the DISM are shattered into tiny grains of $a < 20$ nm by interstellar shocks. However, the heavy depletion of organic materials in submicrometer-sized grains looks incongruous since there is no trace of such a strong shock in the LIC (Kimura 2015).

The gas-depletion measurements of the LIC by the Hubble Space Telescope (HST) indicate that LIC dust contains refractory organic material consisting of C, H, O, and N (Kimura et al. 2003a,b; Kimura 2015). There is, therefore, a remarkable discrepancy that a significant organic-rich population of interstellar dust exists in the LIC, but it has never been identified inside the Solar System. Another conundrum emerges from the composition of gas in the LIC determined by in-situ measurements of interstellar pickup ions in the inner Solar System. The chemical composition of the LIC derived from pickup-ion measurements indicates that no N atoms are incorporated into LIC dust (Gloeckler & Geiss 2004). This contradicts the fact that the HST measurements of gas absorption lines along the line of sight toward nearby stars have revealed the depletion of N atoms in the gas phase of the LIC (Wood et al. 2002; Kimura et al. 2003a). Moreover, nearly half of the O atoms are depleted in the gas phase of the LIC, contrary to the pickup-ion measurements indicating that the majority of the O atoms reside in the gas phase (Gloeckler & Geiss 2004; Kimura 2015). As a result, the discrepancy between the pickup ion measurements and the gas absorption measurements remains a deep mystery.

The purpose of this study is to solve the conundrums of the missing organic materials in interstellar dust streaming into the Solar System from the LIC. The most reasonable hypothesis would be the loss of organic refractory materials from interstellar dust en route to the inner Solar System. Here, we show that all the measurements of the LIC materials are in harmony if the sublimation of organic compounds from LIC dust proceeds from exothermic reactions in the organic substances.

2. Model

We propose that the missing organics problems can be solved if the elements forming organic compounds (i.e., C, H, O, and N) desorb from LIC dust near the Sun. There are several energetic processes that could help C, H, O, and N to desorb from organic refractory material in the interstellar medium (Baragiola et al. 2005; Collings & McCoustra 2012). Among these processes, we consider that exothermic reactions would release sufficient energy to sublimate organic materials when interstellar dust is heated by solar radiation to a temperature that is high enough to trigger the reactions. Exothermic reactions are associated with a spontaneous release of energy by the recombination of reactive atoms and molecules in the organic materials. Laboratory

experiments on the recombination of free radicals or the rearrangement of carbon bonds have revealed that such exothermic reactions are accompanied by explosive events (D’Hendecourt et al. 1982; Benit & Roessler 1993; Wakabayashi et al. 2004).

As a typical picture of LIC dust, hereafter, we consider a particle that has a radius of $a = 0.1 \mu\text{m}$ and consists of amorphous silicates in the core of the particle and organic material in the mantle (Li & Greenberg 1997). The mass fraction x of organic material in LIC dust is $x = 0.39$, based on the most plausible assignment of dust-forming elements to the composition of dust in the LIC (see Appendix A). The mass of the particle, m_p , is given by $m_p = (4/3)\pi a^3 [x/\rho_{\text{or}} + (1-x)/\rho_{\text{sil}}]^{-1}$ where ρ_{sil} is the density of the silicate core and ρ_{or} is the density of the organic mantle. By assuming $\rho_{\text{sil}} = 3.5 \times 10^3 \text{ kg m}^{-3}$ and $\rho_{\text{or}} = 1.8 \times 10^3 \text{ kg m}^{-3}$, we obtain $m_p \simeq 1.1 \times 10^{-17} \text{ kg}$ for the core-mantle particles with $a = 0.1 \mu\text{m}$ (cf. Li & Greenberg 1997).

The energy, ε , required to raise a dust particle to the temperature, T , from the triggering temperature of exothermic chain reactions, T_{trig} , is given by

$$\varepsilon(T) = m_p \int_{T_{\text{trig}}}^T C_p(T') dT', \quad (1)$$

where $C_p(T)$ is the specific heat of the particle at the temperature T (Léger et al. 1985; Sorrell 2001; Duley & Williams 2011). The specific heat at $T = 298 \text{ K}$ lies in the range of $C_{\text{or}} = 0.7\text{--}1.9 \text{ kJ kg}^{-1} \text{ K}^{-1}$ for organic materials and $C_{\text{sil}} = 0.74\text{--}0.86 \text{ kJ kg}^{-1} \text{ K}^{-1}$ for silicate materials (Domalski & Hearing 1990; Campbell & Norman 1998; Winter & Saari 1969; Zeller & Pohl 1971; Krishnaiah et al. 2004). Accordingly, we estimate the specific heat of a silicate-core, organic-mantle particle to be $C_p = 1.0 \text{ kJ kg}^{-1} \text{ K}^{-1}$ at $T = 298 \text{ K}$ using $C_p = xC_{\text{or}} + (1-x)C_{\text{sil}}$ (Senshu et al. 2002). For the sake of simplicity, we may approximate the dependence of specific heat on the temperature by $C_p(T) \propto T$ in the temperature range of interest (cf. Sharp & Ginther 1951; Wong & Westrum 1971; Kay & Goit 1975; Richet et al. 1982).

We would like to point out that desorption of organic forming elements only takes place if ε is less than the total energy E released by exothermic reactions. The typical energy per unit mass released by exothermic reactions was derived from laboratory experiments to be $E/m = 11200\text{--}18300 \text{ kJ kg}^{-1}$ for irradiated solid methane, $E/m \geq 1500 \text{ kJ kg}^{-1}$ for UV photolyzed ices, $E/m = 3200\text{--}4000 \text{ kJ kg}^{-1}$ for frozen carbon molecules and noble-gas atoms, and $E/m = 6400\text{--}8200 \text{ kJ kg}^{-1}$ for amorphous carbon (Carpenter 1987; Shabalin 1997; Schutte & Greenberg 1991; Wakabayashi et al. 2004; Yamaguchi & Wakabayashi 2004; Tanaka et al. 2010). Hereafter, we consider the total energy per unit mass of organic refractory material released by exothermic reactions in the range of $E/m \geq 1500 \text{ kJ kg}^{-1}$.

Although we cannot specify the triggering temperature T_{trig} without details on reaction kinetics, it should be an equilibrium temperature at a heliocentric distance that is larger than the Saturnian orbit around the Sun. The equilibrium temperature of a dust particle is calculated by

$$\Gamma_{\text{abs}} = \Gamma_{\text{rad}} + \Gamma_{\text{sub}}, \quad (2)$$

where Γ_{abs} , Γ_{rad} , and Γ_{sub} denote the heating rate of a dust particle by solar radiation, the cooling rate of a dust particle by thermal radiation, and the cooling rate of a dust particle by sublimation, respectively (see, e.g., Mukai & Mukai 1973; Lamy 1974).

The heating rate of a dust particle by solar radiation is given by

$$\Gamma_{\text{abs}} = \pi \left(\frac{R_{\odot}}{r} \right)^2 \int_0^{\infty} C_{\text{abs}}(m^*, \lambda) B_{\odot}(\lambda) d\lambda, \quad (3)$$

where $C_{\text{abs}}(m^*, \lambda)$ is the cross section of absorption at a wavelength of λ and the complex refractive index of m^* , $B_{\odot}(\lambda)$ is the solar radiance, and r is the heliocentric distance (Kimura & Mann 1998; Kimura et al. 2002). Computations of $C_{\text{abs}}(m^*, \lambda)$ for a silicate core, organic mantle particle were performed in the framework of the Mie theory (Aden & Kerker 1951; Bohren & Huffman 1983). Complex refractive indices m^* of organic material and of the amorphous silicate necessary for the computations are taken from Li & Greenberg (1997) and Scott & Duley (1996), respectively. The cooling rate of a dust particle by thermal radiation is given by

$$\Gamma_{\text{rad}} = 4\pi \int_0^{\infty} C_{\text{abs}}(m^*, \lambda) B(\lambda, T) d\lambda, \quad (4)$$

where $B(\lambda, T)$ is the Planck function at a temperature of T (Kimura et al. 1997, 2002; Li & Greenberg 1998). The cooling rate of a dust particle by sublimation is given by

$$\Gamma_{\text{sub}} = S \sqrt{\frac{M_{\text{or}} u}{2\pi k_{\text{B}} T}} p(T) L, \quad (5)$$

where k_{B} and u are the Boltzmann constant and the atomic mass unit, S is the surface area of the particle, and L and M_{or} are the latent heat of sublimation and the molecular weight of organic materials (Kimura et al. 1997, 2002; Kobayashi et al. 2009). The vapor pressure $p(T)$ is described by the Clausius-Clapeyron relation as

$$p(T) = \exp\left(-\frac{M_{\text{or}} u}{k_{\text{B}} T} L + b\right), \quad (6)$$

where $b = \ln p(\infty)$ is a constant. Here we represent the thermodynamic properties of interstellar organic materials by those of hexamethylenetetramine (HTM), which is an organic refractory residue from interstellar ice analogs (Briani et al. 2013). Accordingly, we insert $M_{\text{or}} = 140$, $L = 5.62 \times 10^5 \text{ J kg}^{-1}$, and $e^b = 4.24 \times 10^{12} \text{ Pa}$ into Eq. (5).

3. Results

Figure 1 shows how the energy required to heat up a unit mass of organic matter to the final temperature, $\varepsilon(T)/m$, changes with the temperature T (see Eq. (1)). Since we cannot specify at which temperature exothermic reactions are triggered, we plotted the results with the required energy for two triggering temperatures: $T_{\text{trig}} = 50 \text{ K}$ (dashed line) and 100 K (solid line). Also, the range of energies released by exothermic reactions through the recombination of free radicals or the rearrangement of carbon bonds is enclosed by a shaded area. If the temperature of sublimation is higher than approximately 200 K, then the energy required to raise a dust particle to the temperature of sublimation is almost independent of the triggering temperature. The total energy released by exothermic reactions is sufficient to heat a dust particle up to the temperature of $T \gtrsim 600 \text{ K}$, regardless of the triggering temperature.

In the range of temperatures where sublimation dominates the cooling process, Γ_{sub} should exceed the cooling rate by radiation, Γ_{rad} (Léger et al. 1985). Figure 2 shows the sublimation cooling rate Γ_{sub} and the radiative cooling rate Γ_{rad} for grains

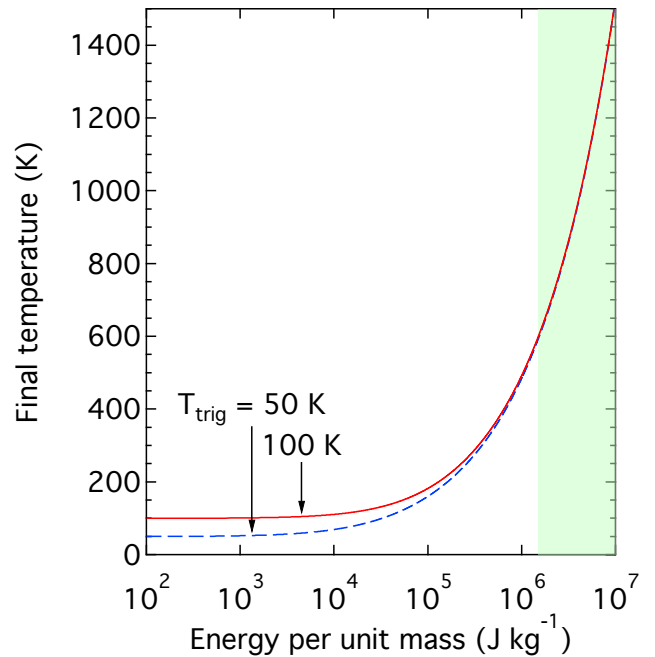


Fig. 1. Final temperature of a grain raised by the release of an energy $\varepsilon(T)$ per unit mass of organic matter. Solid curve: the triggering temperature of 100 K. Dashed curve: the triggering temperature of 50 K. The shaded area indicates the range of energy E released from a unit mass of organic matter by exothermic chain reactions.

with $a = 0.1 \mu\text{m}$ as a function of temperature T (see Eqs. (4)–(5)). Our results show that sublimation dominates over radiation for cooling the grains when the temperature of the grains exceeds $T = 270 \text{ K}$.

In Fig. 3, we plotted the equilibrium temperature of a dust particle that has $a = 0.1 \mu\text{m}$ as a function of heliocentric distance, computed by Eq. (2) in the framework of the Mie theory (solid line). Also, the blackbody temperature of an airless body that is illuminated by the Sun for comparison is plotted as a dashed line. The filtration region, where a portion of neutral atoms is converted to ions by a charge exchange with ions, is enclosed by a shaded area. The temperature of the particle beyond Saturn is kept below 200 K, while the blackbody temperature is approximately 90 K in the Saturnian orbit. The particle attains a temperature of 106 K at 50 AU from the Sun, which is the outer edge of the Kuiper belt, and 47 K at 500 AU, which corresponds to the orbit of inner Oort cloud objects (sednoids). The equilibrium temperature of the particle at the heliospheric boundary is 77 K at 120 AU and 83 K at 95 AU, which are approximately the heliocentric distances to the heliopause and the termination shock, respectively, in the upwind direction.

4. Discussion

4.1. Sublimation of organic materials

We have investigated the possibility that organic forming elements desorb completely by sublimation as LIC dust approaches the Sun. Our results suggest the sublimation of organic refractory material by exothermic chemical reactions with a final temperature of $T \gtrsim 600 \text{ K}$. A comparison of Fig. 1 with Fig. 2 indicates that a dust particle is heated up to the temperature of $T > 270 \text{ K}$ if exothermic reactions release the energy of $E/m > 300 \text{ kJ kg}^{-1}$ for $T_{\text{trig}} = 50 \text{ K}$ and $E/m > 300 \text{ kJ kg}^{-1}$ for $T_{\text{trig}} = 100 \text{ K}$.

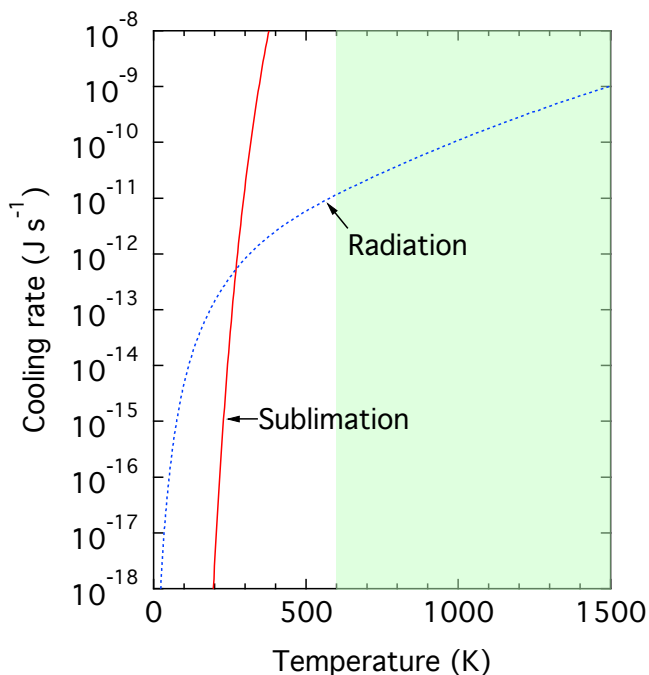


Fig. 2. Cooling rates for a grain with a radius of $a = 0.1 \mu\text{m}$ as a function of the grain temperature T . Solid curve: sublimation cooling rate Γ_{sub} . Dashed curve: radiative cooling rate Γ_{rad} . The shaded area indicates the range of the final temperature attained by the released energy of $E/m \geq 1500 \text{ kJ kg}^{-1}$ (see Fig. 1).

Since the rearrangement of carbon bonds in amorphous carbon is accompanied with graphitization, this might not be relevant for the desorption of organic forming elements. The concentration of frozen free radicals are expected in organic forming atoms and molecules (1–10%), because of ultraviolet photolysis in the interstellar medium (Greenberg 1976; Sorrell 2001). Even if the concentration of free radicals is too small to completely sublime all the organic refractory component, built-up pressure by sublimation may induce the desorption of molecules by an explosion (Schutte & Greenberg 1991). It is, therefore, not extraordinary that organic refractory material stores the energy of $E/m \geq 270 \text{ kJ kg}^{-1}$, releases it instantaneously by exothermic reactions and shattering, and ends up with its complete desorption.

4.2. Gas-to-dust mass ratio

It is worth noting that a signature of organic sublimation in the Solar System may be found as an increase in the gas-to-dust mass ratio, which is $R_{\text{g/d}} \approx 121$ in the LIC (Kimura 2015). In fact, Krüger et al. (2015) have derived the gas-to-dust mass ratio of $R_{\text{g/d}} = 193^{+85}_{-57}$ from the entire data set of Ulysses LIC dust impacts measured within 5 AU from the Sun. This high mass ratio of LIC gas-to-dust is associated with a low mass density of LIC dust measured in situ by the impact ionization dust detector onboard Ulysses. According to our model, Ulysses should have detected LIC dust particles that have experienced the sublimation of organic materials at heliocentric distances beyond 10 AU from the Sun. Therefore, one has to take a weight loss of organic materials from LIC dust into account when estimating the gas-to-dust mass ratio in the LIC from impacts of interstellar dust measured in situ inside the Solar System. We expect that the sublimation of organic materials elevates the gas-to-dust mass

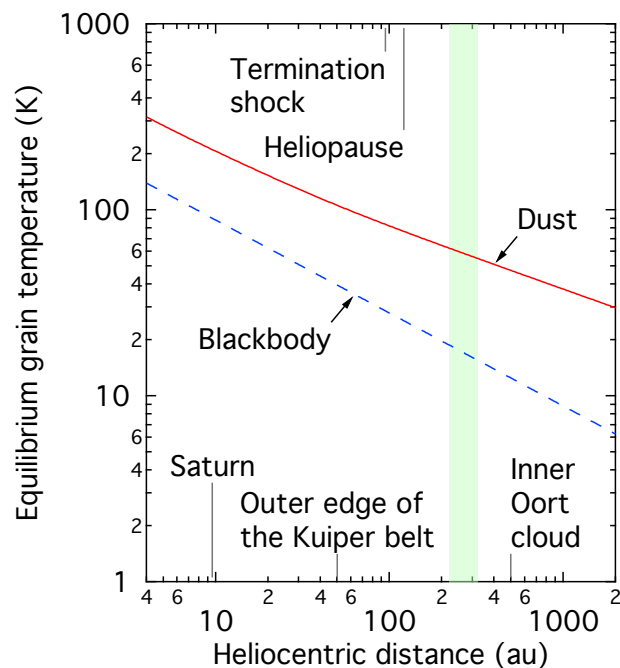


Fig. 3. Equilibrium temperature of a grain with a radius of $0.1 \mu\text{m}$ as a function of heliocentric distance (solid line). The dashed line indicates the blackbody temperature. The shaded area indicates the filtration region where a portion of neutral atoms is converted to ions by the charge exchange with ions.

ratio from $R_{\text{g/d}} = 121 \pm 22$ to 199 ± 16 in the inner Solar System (see Appendix B). The gas-to-dust mass ratio of $R_{\text{g/d}} \approx 200$ is entirely consistent with the value derived from the Ulysses in-situ measurements of LIC dust impacts. Although the Ulysses data have large uncertainties, the difference between the Ulysses data and the depletion data after the subtraction of the organic component is not statistically significant at the 5% level. Consequently, our results explain the reason that organic forming elements have never been identified in the Stardust samples and the Cassini data of LIC dust, yet they solve the puzzle as to why the mass density of LIC dust is so low in the Ulysses data.

4.3. Interstellar pickup ions

So-called interstellar pickup ions detected inside the heliosphere have been used as a powerful tool to study the elemental abundances of gas in the LIC (Gloeckler & Geiss 2004). The pickup ion measurements suggest that all nitrogen atoms and most oxygen atoms of the LIC are in the gas phase, contrary to the HST measurements of gas absorption lines. The sublimation of organic materials could influence the elemental abundances of C, N, O, and H for interstellar pickup ions, since the C, N, O, and H atoms that desorbed from dust particles are also picked up by the solar wind, in the same way as interstellar neutral atoms. The abundances of elements in the dust phase of the LIC allow us to place significant constraints on the chemical composition of the organic material, although the exact nature of the organic material is unknown (see Appendix A). In Fig. 5, we compare the elemental abundances of nitrogen and oxygen atoms in the organic material (filled square), the gas phase (filled triangle), the sum of organic and gas phases (filled square), and interstellar pickup ions (filled circle). It turns out that although interstellar pickup ions have an excess of the N and O, in comparison to LIC gas,

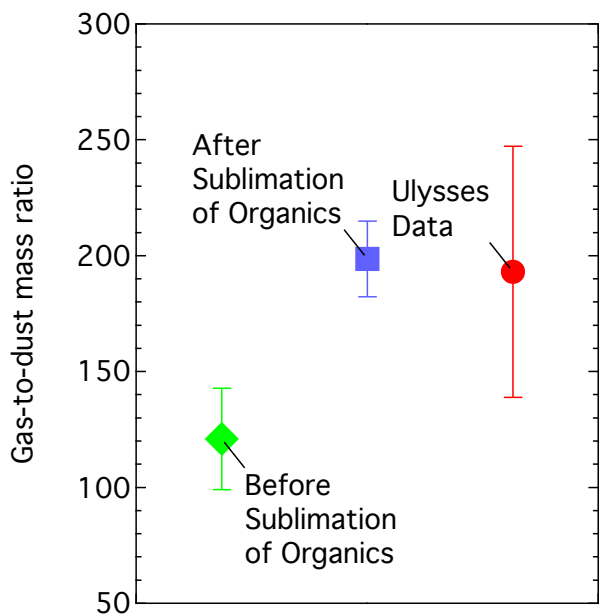


Fig. 4. Gas-to-dust mass ratio of the local interstellar cloud (LIC). The filled diamond and square indicate the ratios determined by the depletion of elements in the LIC, before and after the sublimation of organic refractory material (see Appendix B). The filled circle is the the gas-to-dust mass ratio of the LIC derived from the Ulysses in-situ measurements of LIC dust impacts by Krüger et al. (2015). The error bars represent the standard deviations.

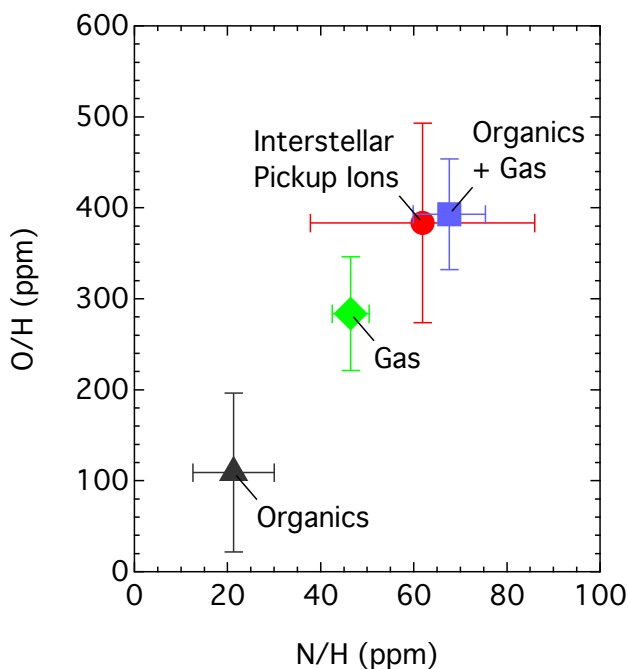


Fig. 5. Elemental abundances of nitrogen and oxygen atoms per million hydrogen atoms. The filled triangle, diamond, and square indicate the abundances in the organic material, the gas phase, and the sum of the organic and gas phases, respectively (see Appendix B). The filled circle is the elemental abundance determined by the measurements of interstellar pickup ions (Gloeckler & Geiss 2004). The error bars represent the standard deviations.

each pickup-ion abundance is remarkably closer to the sum of organic and gas phase abundances, compared with the gas-phase abundance alone. We find that the sum of organic and gas phase abundances is not statistically different at the 5% level of significance from both N and O abundances of interstellar pickup ions. Although the large uncertainties in the measured N/H ratio of interstellar pickup ions conceal the deviation from LIC gas, the O/H ratio of interstellar pickup ions differs from that of LIC gas at the 95% confidence level. Consequently, the sublimation of organic forming elements in the Solar System would be in good harmony with the elemental abundances of interstellar pickup ions measured inside the Solar System.

4.4. Triggering temperature

The process behind sublimation is that the heat of the Sun triggers exothermic chain reactions by the recombination of free radicals or the rearrangement of carbon bonds. Because the triggering temperature depends on the organic composition that is unknown for LIC dust, it is difficult, if not impossible, to determine the triggering temperature precisely. Schutte & Greenberg (1991) estimated the triggering temperature to lie in the range of $T_{\text{trig}} = 24.5\text{--}28$ K for free radicals in their UV-photolyzed ice mixtures, similar to $T_{\text{trig}} = 27$ K, which was measured by D’Hendecourt et al. (1982) with different UV-photolyzed ice mixtures. Since organic forming elements are strongly depleted from LIC dust, which is already at the orbit of Saturn according to the Cassini in-situ measurements, exothermic reactions should have been triggered beyond 10 AU from the Sun. However, the N and O abundances of interstellar pickup ions may not be well accounted for by the sum of organic materials and gas, as shown in Fig. 4, unless exothermic reactions are triggered before crossing the so-called filtration region. The filtration region extends to a circum-heliospheric interstellar medium of 100–200 AU beyond the heliopause and converts a portion of neutral atoms to ions by a charge exchange with ions (Gloeckler et al. 1997; Izmodenov et al. 2004). This implies that the triggering temperature should be lower than at least $T = 77$ K, which is the equilibrium temperature at the heliopause (see Fig. 3). It is, however, reasonable to assume that the triggering temperature lies below the equilibrium temperature just beyond the filtration region, which is close to the inner edge of the Oort cloud. Therefore, we suggest $T_{\text{trig}} \lesssim 50$ K, because it does not contradict the triggering temperatures for the recombination of free radicals and the rearrangement of carbon bonds. Since the temperature of interstellar dust is kept as low as 18 K in the LIC, we propose that the triggering temperature lies in the range of $T_{\text{trig}} = 20\text{--}50$ K.

4.5. Annealing of amorphous silicates

While exothermic reactions elevate a dust particle to the sublimation temperature, it is of great importance to find out whether the annealing of amorphous silicates takes place or not. Experimental and theoretical studies on the crystallization of amorphous silicate grains covered by CH_4 -doped amorphous carbon have shown that exothermic reactions in the mantle result in the crystallization of the silicate core at room temperature (Kaito et al. 2007; Tanaka et al. 2010). Although there is no evidence for the annealing of amorphous silicates of LIC dust en route to the Solar System, we examine whether the amorphous silicate core of a submicron grain crystallizes by exothermic reactions in its organic mantle. We have found that the energy released by exothermic reactions is sufficient to heat up a dust particle

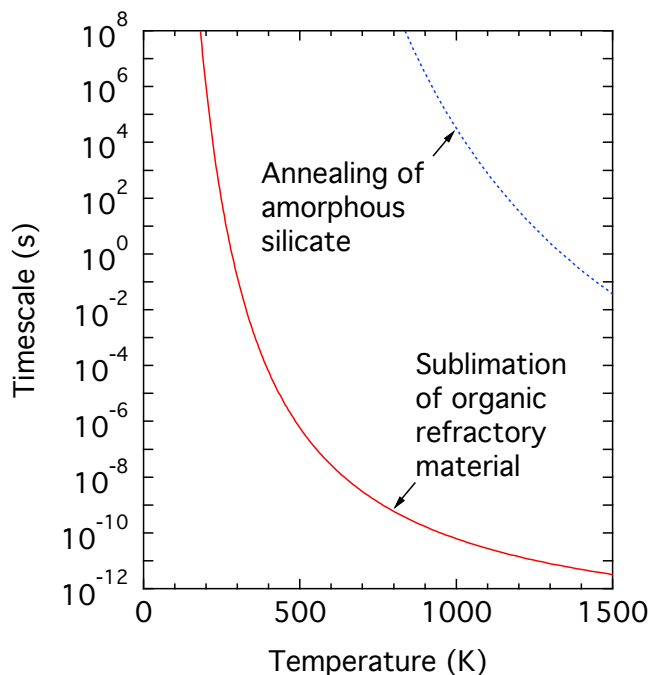


Fig. 6. Timescales τ_c for annealing of amorphous silicate (solid curve) and those τ_{sub} for the sublimation of organic refractory material (dashed curve).

to the temperature of $T \gtrsim 270$ K where sublimation dominates the cooling (see Figs. 1 and 2). If the annealing of amorphous silicates proceeds with crystallization at $T = 1000$ K, it takes $\tau_c = 4.4 \times 10^3 - 9.1 \times 10^4$ s, depending on the silicate mineralogy (Fabian et al. 2000; Kimura et al. 2002; Tanaka et al. 2010). If we estimate the timescale for sublimation by $\tau_{\text{sub}} = mxL/\Gamma_{\text{sub}}$, it turns out that organic materials completely sublimate within $\tau_{\text{sub}} = 6.3 \times 10^{-11}$ s at $T = 1000$ K. The duration of organic sublimation is drastically shorter than the timescale for silicate crystallization, even if we consider higher temperatures (see Fig. 6). Therefore, we may assert that the annealing of amorphous silicate cores does not take place during the sublimation of organic materials.

4.6. Large grains of micrometer sizes

We have restricted our discussion on the sublimation of organic materials to submicron grains, as this is the size regime of LIC dust that is compositionally analyzed by Cassini’s Cosmic Dust Analyzer (CDA), but micrometer-sized grains are certainly present in the LIC as detected by Ulysses within 5 AU from the Sun (Grün et al. 1994; Krüger et al. 2015). If LIC dust particles of micrometer sizes are agglomerates of submicron core-mantle grains, as suggested by Kimura et al. (2003b), then their temperatures are most likely close to those of submicron core-mantle grains. Therefore, we expect that the sublimation of organic materials from the constituent grains of the agglomerates takes place in a similar way as we have studied in this work. Once organic mantles of submicron grains in agglomerates proceed with sublimation, then the so-called packing effect may produce compact agglomerates of silicate core grains (Mukai & Fechtig 1983). Therefore, there is a possibility that such compact agglomerates of silicate grains are the micrometer-sized interstellar grains detected by Ulysses within 5 AU from the Sun. Laboratory analyses of Stardust samples have revealed

that micrometer-sized interstellar grains are indeed characteristic of low-density silicate materials, which closely resemble agglomerates of silicate grains (Butterworth et al. 2014; Westphal et al. 2014a,b). The extraordinary low capture velocities of the Stardust interstellar grains and high ratios of solar radiation pressure to solar gravity on these grains found by Postberg et al. (2014) and Sterken et al. (2014) also point to low-density agglomerates of silicate grains with metallic inclusions (Kimura 2017). Alternatively, if the micrometer-sized interstellar grains are single micrometer-sized particles with an organic mantle and a silicate core, then their temperatures are lower than submicron core-mantle grains. This indicates that the organic component of micrometer-sized interstellar grains sublimates at smaller heliocentric distances than the distances estimated from Fig. 3. Nevertheless, we are confident that organic materials sublimate beyond 10 AU since even micrometer-sized grains are still much warmer than the blackbody. Consequently, we conclude that micrometer-sized grains that are registered on the dust detector onboard Ulysses do not retain organic compounds either.

4.7. Physical and chemical structures of interstellar dust

Although we assume that interstellar dust consists of an amorphous silicate in the core of the particle and an organic material in the mantle, the physical structure of interstellar dust and the chemical structure of carbonaceous matter are open to debate. Mathis & Whiffen (1989) proposed interstellar dust to be conglomerates of silicate grains, graphite grains, and amorphous carbon grains because graphite grains and amorphous carbon grains are condensed in carbon-rich envelopes around evolved stars. While exothermic reactions may take place in amorphous carbon grains by rearrangements of carbon atoms, the outcome would be the phase-transition of amorphous carbon to graphite (Wakabayashi et al. 2004). If conglomerates of silicate grains, graphite grains, and amorphous carbon grains represent realistic structures of interstellar dust, the presence of carbon atoms from graphite in such a high abundance should have been identified in the data of Helios, Cassini, and Stardust. Since this is not the case, we could rule out that conglomerates of silicate grains, graphite grains, and amorphous carbon grains are the major population of dust in the LIC. We would like to point out that the depletions of C, N, and O in the gas phase of the LIC are not in harmony with pure carbon, such as graphite and amorphous carbon, but with organic refractory materials (Kimura et al. 2003b; Kimura 2015). The reason that we adopt the core-mantle structure is that it is the outcome of ice accretion in molecular clouds and subsequent photo-processing in the DISM, while the growth of core-mantle grains into agglomerates leaves room for discussion (Li & Greenberg 1997; Kimura et al. 2003b; Kimura 2017). Unfortunately, we cannot ensure the uniqueness of the structure, but the desorption of organic-forming elements from the grain surface is a novel idea to solving a number of conundrums and thus the model of core-mantle grains provides a feasible solution to the observations of missing organic materials in interstellar dust penetrating into the Solar System. Because the available body of facts do not conflict with the picture that LIC dust is composed of organic refractory material in its mantle and amorphous silicate in its core, the sublimation of organic matter sheds light on the substantial depletion of organic forming elements in LIC dust observed inside the heliosphere.

4.8. Delivery of interstellar organic matter to the early Earth

The delivery of extraterrestrial organic compounds to the primitive Earth might have played a crucial role in the origin of life, on the assumption that they are the seeds for prebiotic chemistry (Anders 1989; Chyba et al. 1990). Comets and asteroids, indeed, transport extraterrestrial organic matter to the Earth by means of interplanetary dust particles and chondritic meteorites, but the transportation of extraterrestrial seeds to the Earth from the interstellar medium is an unresolved issue. In contrast to extraterrestrial abiotic organic seeds, panspermia is the hypothesis that attributes the origin of life on Earth to the delivery of biotic material, namely, microorganisms via interplanetary and/or interstellar space (Arrhenius 1908). We have shown that organic compounds of interstellar dust cannot remain intact, but they suffer from sublimation prior to its entry into the heliosphere because solar heating facilitates exothermic chain reactions of radicals. Contrary to the interstellar organic matter, comets retain refractory organic matter without a threat to sublimation in a near-Earth orbit since the region of comet formation in the solar nebula was warm enough to exhaust radicals and hence prevent their accumulation (Bar-Nun & Kleinfeld 1989). Therefore, unlike comets and asteroids, the delivery of extraterrestrial organic matter to the Earth via the DISM is very difficult, if not impossible, irrespective of its biotic or abiotic nature. If one of the future exploration missions would find evidence for the sublimation of interstellar organic matter as indicated by our results, the hypothesis of panspermia from the DISM must be discarded.

Acknowledgements. Special thanks are due to Harald Krüger who provided stimulating discussions and Ulysses results on LIC dust impacts prior to publication of the results. We are also grateful to an anonymous reviewer for her/his fruitful comments that helped us to improve the manuscript. H. Kimura thanks Martin Hilchenbach and Thomas Albin for their hospitality during his stay at Max Planck Institute for Solar System Research (MPS), where much of the writing was performed, as well as Hitoshi Miura and Andrew Westphal for their useful correspondences. The author also thanks MPS's research fellowship and JSPS's Grants-in-Aid for Scientific Research (#26400230, #15K05273, #19H05085).

References

- Aden, A. L., & Kerker, M. 1951, *J. Appl. Phys.*, 22, 1242
 Altobelli, N., Kempf, S., Landgraf, M., et al. 2003, *J. Geophys. Res.*, 108, 8032
 Altobelli, N., Grün, E., & Landgraf, M. 2006, *A&A*, 448, 243
 Altobelli, N., Postberg, F., Fiege, K., et al. 2016, *Science*, 352, 312
 Anders, E. 1989, *Nature*, 342, 255
 Arrhenius, S. 1908, *Worlds in the Making*. (Happer & Brothers Publ., New York)
 Asplund, M., Grevesse, N., Sauval, A. J., Scott, P. 2009, *ARA&A*, 47, 481
 Baragiola, R. A. 2005, *Nucl. Instr. Meth. Phys. B*, 232, 98
 Bar-Nun, A., & Kleinfeld, I. 1989, *Icarus*, 80, 243
 Bechtel, H. A., Flynn, G. J., Allen, C., et al. 2014, *Meteorit. Planet. Sci.*, 49, 1548
 Benit, J., & Roessler, K. 1993, in *ASP Conf. Ser. 41, Astronomical Infrared Spectroscopy: Future Observational Directions*, ed. S. Kwok (ASP, San Francisco), 277
 Bertaux, J., & Blamont, J. 1971, *A&A*, 11, 200
 Bertaux, J.-L., & Blamont, J. E. 1976, *Nature*, 262, 263
 Bohren, C. F., & Huffman, D. R. 1983, *Absorption and Scattering of Light by Small Particles* (Wiley, New York)
 Briani, G., Fray, N., Cottin, H., et al. 2013, *Icarus*, 226, 541
 Butterworth, A. L., Westphal, A. J., Tylliszczak, T., et al., 2014, *Meteorit. Planet. Sci.*, 49, 1562
 Campbell, G. S., & Norman, J. M. 1998, *An Introduction to Environmental Biophysics* (Springer, New York)
 Carpenter, J.M. 1987, *Nature*, 330, 358
 Collings, M. P., & McCoustra, M. R. S. 2012, in *EAS Publ. Ser. 58, European Conference on Laboratory Astrophysics - ECLA*, ed. C. Stehlé, C. Joblin, & L. d'Hendecourt (EDP Sciences, Les Ulis), 315
 Chyba, C. F., Thomas, P. J., Brookshaw, L., Sagan, C. 1990, *Science*, 249, 366
 Czechowski, A., & Mann, I. 2003, *J. Geophys. Res.*, 108, 8038
 D'Hendecourt, L. B., Allamandola, L. J., Baas, F., & Greenberg, J. M. 1982, *A&A*, 109, L12
 Domalski, E. S. & Hearing, E. D. 1990, *J. Phys. Chem. Ref. Data*, 19, 881
 Duley, W. W., & Williams, D. A. 2011, *ApJ*, 737, L44
 Fabian, D., Jäger, C., Henning, T., Dorschner, J., & Mutschke, H. 2000, *A&A*, 364, 282
 Frank, D. R., Westphal, A. J., Zolensky, M. E., et al. 2014, *Meteorit. Planet. Sci.*, 49, 1522
 Frisch, P. C., Dorschner, J. M., Geiss, J., et al. 1999, *ApJ*, 525, 492
 Gloeckler, G., & Geiss, J. 2004, *Adv. Space Res.*, 34, 53
 Gloeckler, G., Fisk, L. A., & Geiss, J. 1997, *Nature*, 386, 374
 Greenberg, J. M. 1976, *Astrophys. Space Sci.*, 39, 9
 Grün, E., Gustafson, B., Mann, I., et al. 1994, *A&A*, 286, 915
 Grün, E., Staubach, P., Baguhl, M., et al. 1997, *Icarus*, 129, 270
 Izmodenov, V., Malama, Y., Gloeckler, G., & Geiss, J. 2004, *A&A*, 414, L29
 Jones, A. P., Fanciullo, L., Köhler, M., et al. 2013, *A&A*, 558, A62
 Kaito, C., Miyazaki, Y., Kumamoto, A., & Kimura, Y. 2007, *ApJ*, 666, L57
 Kay, B. D., & Goit, J. B. 1975, *Can. Geotech. J.*, 12, 209
 Kimura, H. 2015, *MNRAS*, 449, 2250
 Kimura, H. 2017, *ApJ*, 839, L23
 Kimura, H., & Mann, I. 1998, *ApJ*, 499, 454
 Kimura, H., & Mann, I. 1999, *Earth Planets Space*, 51, 1223
 Kimura, H., Ishimoto, H., & Mukai, T. 1997, *A&A*, 326, 263
 Kimura, H., Mann, I., Biesecker, D. A., & Jessberger, E. K. 2002, *Icarus*, 159, 529; Erratum. 2004, *Icarus*, 169, 505
 Kimura, H., Mann, I., & Jessberger, E. K. 2003a, *ApJ*, 582, 846
 Kimura, H., Mann, I., & Jessberger, E. K. 2003b, *ApJ*, 583, 314
 Kobayashi, H., Watanabe, S.-I., Kimura, H., & Yamamoto, T. 2009, *Icarus*, 201, 395
 Krishnaiah, S., Singh, D. N., & Jadhav, G. N. 2004, *Int. J. Rock Mech. Min. Sci.*, 41, 877
 Krüger, H., Strub, P., Sterken, V. J., & Grün, E. 2015, *ApJ*, 812, 139
 Landgraf, M. 1999, *Science*, 286, 2319
 Lamy, P. L. 1974, *A&A*, 33, 191
 Léger, A., Jura, M., & Omont, A. 1985, *A&A*, 144, 147
 Li, A., & Greenberg, J. M. 1997, *A&A*, 323, 566
 Li, A., & Greenberg, J. M. 1998, *A&A*, 331, 291
 Linde, T., & Gombosi, T. 2000, *J. Geophys. Res.*, 105, 10411
 Mann, I., & Kimura, H. 2000, *J. Geophys. Res.*, 105, 10317
 Mathis, J. S., & Whiffen, G. 1989, *ApJ*, 341, 808
 McDonnell, J., & Berg, O. 1975, *Space Res.*, 15, 555
 Mukai, T., & Mukai, S. 1973, *PASJ*, 25, 481
 Mukai, T., & Fechtig, H. 1983, *Planet. Space Sci.*, 31, 655
 Pendleton, Y.J., & Allamandola, L.J. 2002, *ApJS*, 138, 75
 Postberg, F., Hillier, J. K., Armes, S. P., et al. 2014, *Meteorit. Planet. Sci.*, 49, 1666
 Richet, P., Bottinga, Y., Denielou, L., Pettit, J. P., & Tequi, C. 1982, *Geochim. Cosmochim. Acta*, 46, 2639
 Sasaki, S., Igenbergs, E., Ohashi, H., et al. 2007, *Adv. Space Res.*, 39, 485
 Schutte, W. A., & Greenberg, J. M. 1991, *A&A*, 244, 190
 Scott, A., & Duley, W. W. 1996, *ApJS*, 105, 401
 Senshu, H., Kuramoto, K., & Matsui, T. 2002, *J. Geophys. Res.*, 107(E12), 5118
 Sharp, D. E., & Ginther, L. B. 1951, *J. Am. Ceram. Soc.*, 34, 260
 Shabalin, E.P. 1997, in *Proc. International Workshop on Cold Moderators for Pulsed Neutron Sources*, ed. E. B. Iverson & J. M. Carpenter (ANL, Argonne), 245
 Sorrell, W. H. 2001, *ApJ*, 555, L129
 Spitzer, L. 1978, *Physical Processes in the Interstellar Medium*. (Wiley-VCH, Weinheim), § 1.41
 Sterken, V. J., Altobelli, N., Kempf, S., et al. 2012, *A&A*, 538, A102
 Sterken, V. J., Westphal, A. J., & Altobelli, N. 2014, *Meteorit. Planet. Sci.*, 49, 1680
 Svedhem, H., Münzenmayer, R., & Iglseider, H. 1996, in *ASP Conf. Ser. 104, Physics, Chemistry, and Dynamics of Interplanetary Dust*, ed. B. Å. S. Gustafson & M. S. Hanner (ASP, San Francisco), 27
 Tanaka, K. K., Yamamoto, T., & Kimura, H. 2010, *ApJ*, 717, 586
 Wakabayashi, T., Ong, A.-L., Strelnikov, D., & Krättschmer, W. 2004, *J. Phys. Chem. B*, 108, 3686
 Westphal, A. J., Bechtel, H. A., Brenker, F. E., et al. 2014a, *Meteorit. Planet. Sci.*, 49, 1720
 Westphal, A. J., Stroud, R. M., Bechtel, H. A., et al. 2014b, *Science*, 345, 786
 Whittet, D. C. B. 2010, *ApJ*, 710, 1009
 Winter, D. F., & Saari, J. M. 1969, *ApJ*, 156, 1135
 Wolf, H., Rhee, J., & Berg, O. E. 1976, in *Lecture Notes in Physics 48, Interplanetary Dust and Zodiacal Light*, ed. H. Elsässer & H. Fechtig (Springer, Berlin), 165
 Wong, W.-K., & Westrum, E. F., Jr. 1971, *J. Chem. Thermodyn.*, 3, 105
 Wood, B. E., Redfield, S., Linsky, J. L., & Sahu, M. S. 2002, *ApJ*, 581, 1168
 Yamaguchi, Y., & Wakabayashi, T. 2004, *Chem. Phys. Lett.*, 388, 436
 Zeller, R. C., & Pohl, R. O. 1971, *Phys. Rev. B*, 4, 2029

Appendix A: The composition of organic refractory material in the local interstellar cloud (LIC)

The arguments of missing atoms allowed us to derive the abundances of elements in the dust phase of the LIC from the depletion of the elements in the gas phase of the cloud (Spitzer 1978). We determine the composition of organic refractory material in the LIC based on the assumption that the organic refractory material is the main carrier of the missing O atoms as well as C and N atoms (see Whittet 2010). As the main carriers of Mg, Al, Si, S, and Fe, we consider MgAl_2O_4 , FeNi, Mg_2SiO_4 , MgSiO_3 , and FeS, which are consistent with the returned samples of LIC grains (Westphal et al. 2014b). The distribution of the elements in their main dust-phase carriers can be determined uniquely, once the depletion of the elements from the gas phase is given (Kimura 2015). Table A.1 gives the resulting distribution of elements in their main dust-phase carriers as well as the composition of organic refractory material, denoted by CHON. Comparisons between mid-infrared spectra of the diffuse interstellar medium (DISM) and of analog organic materials suggest that, on average, the organic refractory component of the DISM is poor in nitrogen and oxygen (Pendleton & Allamandola 2002). Because Table A.1 shows that the organic refractory material in the LIC is rich in nitrogen and oxygen, the organic refractory component of the LIC does not appear to have an average elemental composition in the DISM. However, it should be noted that the composition of the DISM has traditionally been derived from long sightlines¹ through not only diffuse clouds but also molecular clouds and highly ionized H_2 regions where the dust is, to a great extent, destroyed. Therefore, the composition of the classical DISM cannot be free of any influence from both molecular clouds and H_2 regions, while the LIC of a few parsecs in scale provides us with an opportunity to study the composition of solely diffuse clouds. This does not necessarily guarantee the composition of the LIC to be typical for diffuse clouds, but the organic refractory component of the LIC does not seem peculiar at all, as it compositionally resembles the organic refractory material of cometary dust well (see Kimura et al. 2003b).

Appendix B: The gas-to-dust mass ratio in the local interstellar cloud (LIC)

The gas-to-dust mass ratio $R_{g/d}$ of the LIC can be derived from the eighth column of Table A.1, which results in $R_{g/d} = 120.96 \pm 21.83$. If the sublimation of organic refractory material takes place, then all the C, N, and O atoms in the organic refractory material are returned to the gas phase. As a result, the sublimation raises the gas-phase abundances of C, N, and O to $(\text{C}/\text{H})_{\text{gas}} = (269.15 \pm 30.99) \times 10^{-6}$, $(\text{N}/\text{H})_{\text{gas}} = (67.61 \pm 7.78) \times 10^{-6}$, and $(\text{O}/\text{H})_{\text{gas}} = (393.24 \pm 60.81) \times 10^{-6}$, respectively, and the gas-to-dust mass ratio to $R_{g/d} = 198.68 \pm 16.31$.

¹ For example, Pendleton & Allamandola (2002) used the spectra of the interstellar medium toward the distant luminous star Cyg OB2 No. 12 located at a distance of 1.7 ± 0.2 kpc.

Table A.1. Abundances of the elements per million hydrogen atoms and their plausible main carriers in the dust phase of the local interstellar cloud (LIC).

Element	Compound					CHON	Dust	Gas	Sun
	MgAl ₂ O ₄	FeNi	Mg ₂ SiO ₄	MgSiO ₃	FeS				
C	0	0	0	0	0	100.89 ^{+51.76} _{-51.76}	100.89 ^{+51.76} _{-51.76}	168.27 ^{+41.46} _{-41.46}	269.15 ^{+32.84} _{-29.27}
N	0	0	0	0	0	21.24 ^{+8.73} _{-8.73}	21.24 ^{+8.73} _{-8.73}	46.37 ^{+3.96} _{-3.96}	67.61 ^{+8.25} _{-7.35}
O	5.42 ^{+0.39} _{-0.39}	0	32.55 ^{+17.36} _{-17.36}	58.57 ^{+14.73} _{-14.73}	0	109.39 ^{+87.33} _{-87.33}	205.92 ^{+84.31} _{-84.31}	283.86 ^{+62.68} _{-62.68}	489.78 ^{+59.76} _{-53.26}
Mg	1.35 ^{+0.10} _{-0.10}	0	16.27 ^{+8.68} _{-8.68}	19.52 ^{+4.91} _{-4.91}	0	0	37.15 ^{+3.68} _{-3.68}	2.66 ^{+0.33} _{-0.33}	39.81 ^{+3.84} _{-3.50}
Al	2.71 ^{+0.20} _{-0.20}	0	0	0	0	0	2.71 ^{+0.20} _{-0.20}	0.11 ^{+0.03} _{-0.03}	2.82 ^{+0.20} _{-0.19}
Si	0	0	8.14 ^{+4.34} _{-4.34}	19.52 ^{+4.91} _{-4.91}	0	0	27.66 ^{+2.30} _{-2.30}	4.70 ^{+0.52} _{-0.52}	32.36 ^{+2.31} _{-2.16}
S	0	0	0	0	2.59 ^{+1.42} _{-1.42}	0	2.59 ^{+1.42} _{-1.42}	10.59 ^{+1.09} _{-1.09}	13.18 ^{+0.94} _{-0.88}
Fe	0	27.72 ^{+3.24} _{-3.24}	0	0	2.59 ^{+1.42} _{-1.42}	0	30.31 ^{+2.91} _{-2.91}	1.31 ^{+0.08} _{-0.08}	31.62 ^{+3.05} _{-2.78}

Notes. The solar and gas-phase abundances of elements are taken from Asplund et al. (2009) and Kimura et al. (2003a), respectively.