

# RoGAT: A Robust GNN Combined Revised GAT with Adjusted Graphs

Xianchen Zhou<sup>a</sup>, Yaoyun Zeng<sup>a</sup>, Hongxia Wang<sup>a,\*</sup>

<sup>a</sup>*College of Science, National University of Defense Technology, Changsha, Hunan, 410073, P.R.China.*

---

## Abstract

Graph Neural Networks(GNNs) are useful deep learning models to deal with the non-Euclid data. However, recent works show that GNNs are vulnerable to adversarial attacks. Small perturbations can lead to poor performance in many GNNs. For example, A typical GNN named Graph attention network(GAT) degrades dramatically with sight perturbations. Therefore, how to enhance the robustness of GNNs is a critical problem. Robust GAT(RoGAT) is proposed to improve the robustness of GAT in this paper based on the revision of the attention mechanism. The original GAT uses the attention mechanism for different edges but is still sensitive to the perturbation, while RoGAT adjusts the edges' weight to revise the attention scores progressively. Firstly, RoGAT tunes the edge's weight based on the assumption that the adjacent nodes should have similar features. Secondly, RoGAT further tunes the features to eliminate features' noises. Then, we train the adjusted GAT model to defense against the adversarial attacks. Different experiments against targeted and untargeted attacks demonstrate that RoGAT outperforms significantly than most of the state-of-the-art defensive methods.

**Keywords:** Graph Neural Networks, Adversarial attack, Graph Attention Network

---



---

\*Corresponding author

*Email addresses:* [zhouxianchen13@nudt.edu.cn](mailto:zhouxianchen13@nudt.edu.cn) (Xianchen Zhou),  
[yaoyun\\_zeng@nudt.edu.cn](mailto:yaoyun_zeng@nudt.edu.cn) (Yaoyun Zeng), [wanghongxia@nudt.edu.cn](mailto:wanghongxia@nudt.edu.cn) (Hongxia Wang )

## 1. Introduction

Non-Euclid data occurs widely in our daily life and Graph Neural Networks(GNNs) are proposed to deal with these data represented by graphs. GNNs corresponding to node classification problems are usually tightly connected with two permutation invariant primitives[1][2]: a local aggregation function which updates each node’s representation by combining the features in its neighbors and a readout function that combines all learned node embeddings to obtain a graph representation. The two procedures can be concluded in the framework of GraphSAGE[3]. For example, the Graph Convolution Networks(GCNs)[4][5][6], which define the graph convolution in the spectral domain, are kinds of GraphSAGE. Since the attention mechanisms, e.g self-attention[7] and soft-attention[8], have a significant influence on deep learning, the Graph Attention Network(GAT)[9]with the attention mechanism in aggregation function is proposed. It achieves superior results in node classification and link prediction problems. GAT computes the hidden representation by the features of connected nodes with different attention weight coefficients, which make the model focus on the most relevant parts.

Although GAT is a superior GNN in dealing with graph data, it is also vulnerable to the adversarial attacks. One reason is that like GNN, the aggregation function for GAT is tightly connected with graph structure and features[10][11], which are directly disturbed by attacks. Another reason is that GAT only calculates the attention coefficients by the neighbors’ features. The attention scores cannot distinguish whether the neighbor s’ links are real or generated by attacks. The performance of GAT might be degraded significantly by the adversarial attacks. Therefore, as one type of GNNs, how to improve the performance of GAT under the adversarial attacks achieves much attention.

Recently, there is some research about the adversarial attacks and defense on GNNs. The graph adversarial attacks can be divided into targeted attacks and untargeted attacks. The targeted attacks like netattack[12] and RL-S2V[10] tend to let the trained model misclassify a small set of test samples, while untargeted

attacks like metattack[13] aimed to let the trained model have bad overall performance on all test data. Nettack introduces the unnoticeable perturbations on both structures and features. RL-S2V uses reinforcement learning to generate attacks on GNNs. The metattack parametrizes the graph structure and used the gradient information to attack GNNs.

As to the method to defense the adversarial attacks, one perspective is establishing a Max-Min problem. Xu[14] used Projected Gradient Descent(PGD) to obtain the smallest loss under the attack. Another perspective to defense against the attacks is to eliminate the influence of perturbations such as adding or removing the adversarial edges or clearing up the change of node features. The criteria of eliminating the influence are based on the prior information of the graph in specific applications. For example, Wu[11] applied the Jaccard similarity to eliminate the edges between nodes with low similarity. RGCN[15] added the penalization of adversarial edges and modeled the hidden layers by Gaussian distributions to reduce the effect of attacks. ProGNN[16] assumed that the graph should be low-rank and sparse and then gave a progressive model for adversarial training, which is efficient but time-consuming. These models used the poisoned graph for training and estimated the clean graph by prior information[17][15]. Besides, GNNguard[18] estimated an importance weight for every edge to reduce the influence of fake edges. PTDNet[19] dropped some task-irrelevant edges to improve the robustness. SimPGCN[20] could preserve node similarity which is crucial in the robustness. PA-GNN[17] designed a meta-optimization algorithm by penalizing the perturbations to restrict the negative impact of adversarial edges. LGCL[21] considered the feature importance additionally. SuperGAT[22] used self-supervised GAT to learn more attention in distinguishing mislinked neighbors.

Although these defensive methods improve the robustness of GNN against different attacks, further discussion of the robustness of GAT is needed. As GAT uses the attention mechanisms to mix various features, the intuition is that GAT can adjust the attention scores for fake and real edges automatically to resist the attacks during the training procedure. However, the performance

of GAT against adversarial attacks degrades obviously.

In this paper, we focus on designing an effective GAT to defense against the poisoning attack which a graph is perturbed before training. We aim to design an improved GAT to adjust the attention scores for real edges and adversarial edges. Two problems are faced here: (1) How to distinguish between the fake and real edges in the training procedure? (2) What skills should we take to adjust the attention scores for different edges? Therefore, this paper propose a Robust GAT(RoGAT) to defense against adversarial attacks by increasing extra edge attention scores to distinguish real edges from adversarial edges. Using the feature smoothness assumption, the ratio of attention scores between real edges and adversarial edges increases in the training procedure, which means that the influence of adversarial attacks can be eliminated. The experiments on various real-world graphs show that RoGAT can adjust the ratio of attention scores between fake and real edges iteratively and outperform other defensive methods in the node classification task under different types of attacks. The implementation of RoGAT is based on the DeepRobust repository for adversarial attacks and the experimental settings to reproduce our results can be found in <https://github.com/zhouxianchen/RoGAT>.

The rest of the paper is organized as follows. Section 2 reviews the original GAT and discusses the relative merits of GAT. In section 3, RoGAT is proposed to improve the performance of defending attacks. Section 4 gives some experiments to verify the conclusion. Section 5 gives a further discussion of our methods. The last part gives the acknowledgment.

## 2. The proposed framework

### 2.1. Notations

Let  $G = (V, E)$  be a graph, where  $V = \{v_1, v_2, \dots, v_N\}$  is the set of nodes and  $E$  is the set of edges. Each graph can be represented by the adjacency matrix  $A \in \mathbb{R}^{N \times N}$ , where  $a_{ij}$ , the  $(i, j)$ th elements of  $A$ , represents the link weight of node  $v_i$  and  $v_j$ . In addition,  $X = [x_1, x_2, \dots, x_N]^T \in \mathbb{R}^{N \times d}$  is used

to denote the node feature matrix where  $x_i$  is the feature vector of the node  $v_i$ . Hence a simple representation of a graph is  $G = (V, A, X)$ .

Here we consider the semi-supervised node classification problem. Only parts of nodes  $\mathcal{V}_p = \{v_1, v_2, \dots, v_m\}$  are annotated.  $\mathcal{Y}_p = \{y_1, y_2, \dots, y_m\}$ , where  $y_i$  is the label of  $v_i$ . The goal of node classification is that we use the given graph  $G = (V, A, X)$  with partial label  $\mathcal{Y}_p$  to predict the labels of unlabeled nodes.

## 2.2. GAT

The basic architecture of GNNs consists of multi-layers that form the new information of one node by combining the feature vector of each node in its neighbors. GNNs can be represented by *aggregation*  $f_{\text{aggregation}}$  and *combination*  $f_{\text{combination}}$  functions. As one type of GNN, GAT uses the summation for aggregation and combination. The formulation of GAT can be denoted by

$$x_v^{(k)} = \sigma \left( \sum_{u \in \mathcal{N}(v)} \alpha_{uv}^{(k-1)} \mathbf{W} x_u^{(k-1)} \right), \quad (1)$$

where

$$\alpha_{uv}^{(k-1)} = \frac{\exp \left( \text{Leaky ReLU} \left( \vec{\mathbf{a}}^T \left[ \mathbf{W} x_v^{(k-1)} \parallel \mathbf{W} x_u^{(k-1)} \right] \right) \right)}{\sum_{k \in \mathcal{N}(v)} \exp \left( \text{Leaky ReLU} \left( \vec{\mathbf{a}}^T \left[ \mathbf{W} x_v^{(k-1)} \parallel \mathbf{W} x_k^{(k-1)} \right] \right) \right)}. \quad (2)$$

$\mathbf{W}$  is the learning parameters and  $\sigma$  is the activation function.

And the multi-head attention is used to improve the performance of GAT.

$$x_v^{(k)} = \parallel_{m=1}^M \sigma \left( \sum_{u \in \mathcal{N}(v)} (\alpha_{uv}^{(k-1)} \mathbf{W})^m x_u^{(k-1)} \right), \quad (3)$$

where  $\parallel$  represents an concatenation of  $M$  channels. The update feature  $x_v^{(k)}$  relies on the neighbors' features  $x_u^{(k-1)}$  and the weights  $\alpha_{ij}$  are computed by the features.

Denote the learning parameters of GAT including all the  $W$  in each layer by  $\theta$ . Then for node classification problem, GAT learns a function  $f_\theta : \mathcal{V} \rightarrow \mathcal{Y}$

by applying Boolean classification function to  $x_v^{(L)}$  to predict unlabeled nodes. And the objective function is the sum of loss in labeled nodes,

$$\min_{\theta} \mathcal{L}_{\text{GNN}}(\theta, A, X, \mathcal{Y}_p) = \sum_{v_i \in \mathcal{V}_p} \ell(f_{\theta}(X, A)_i, y_i), \quad (4)$$

where  $\theta$  is the parameters of GNN and  $(f_{\theta}(X, A)_i)$  is the prediction result of node  $v_i$ , and  $\ell(\cdot, \cdot)$  is a loss function between the prediction and known label of nodes.

### 2.3. Analysis of GAT

In intuition, GAT can automatically adjust attention scores to reduce the adversarial edges' negative effect. However, it performs quite terribly with attacks. Since the GAT learns the new feature of the node by aggregating the neighbors' features. It faces a problem that whether the feature of one neighbor's node makes positive effect to obtain the update node feature. If the neighbors' feature contains noises or negative information, the feature should be revised to eliminate the negative impact before aggregation. Therefore, the key point is to find appropriate criteria to revise the neighbors' feature. Here we give an example for further discussion. As is shown in Figure 1, the first picture is an original graph with 10 nodes, whose labels are denoted by green and blue colors. Here we assume that node 1's color is unknown, and we want to use the nodes 2-10 to infer its color. If the graph is poisoned by adding the red edge between nodes 1 and 7, now we use the GAT to predict node 1's label. The updated label of node 1 will be affected by the neighbors. As is shown in the third picture in Figure 1, the neighbors of node 1 can be divided into two parts: the neighbors with positive and negative effects. Edges with negative effects are colored by yellow, which shows that two edges in original graph also have negative effects. Therefore, it may not have the best performance for the supervised problem on the original graph. As is shown in [23], for the citation networks like cora, citeseer and pubmed, only a small number of frequency components have useful information to learning. If GAT can distinguish the positive and negative effects of neighbors, the robustness of GAT can be enhanced. To adjust the effects of

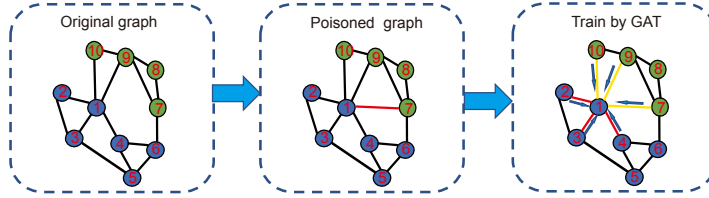


Figure 1: Two graphs with part unreasonable structure and feature

neighbors, two strategies can be selected. First, we can reduce the attention scores of negative nodes. The weight of yellow scores should be reduced. Second, we can adjust the feature of negative nodes. The color of neighbors 7,9,10 should be revised. Based on these thoughts, we proposed a Robust GAT.

### 3. The proposed framework

#### 3.1. RoGAT

GAT has an excellent performance on the semi-supervised task with the dynamic weight. However, the performance against adversarial attacks is relatively terrible. It is due to that the attention scores in GAT are computed based on the node features[24]. The graph structure only decides the choice of neighbors but cannot revise the attention scores. The adversarial change of features can directly affect the aggregation result prominently. We think that the attention mechanism of GAT can impair the influence of adversarial node features and links. If it could choose relatively small attention scores for those fake or disturbed edges computing by the prior information, the adversarial impact can be weakened. Inspired by the work of [24], which mixed features and structure to obtain attention scores, we choose a new attention score combining structure and feature attention. The procedure can be divided into three parts.

### 3.1.1. Modify the GAT attention

As is shown in GAT, the attention scores are computed by the neighbors' features, which make it hard to recognize fake or adversarial edges. Therefore, we decide to attach another attention score determined by structure, which can be used to distinguish the fake and adversarial edges. Then the aggregation function of RoGAT is revised by

$$x_v^{(k)} = \parallel_{m=1}^M \sigma \left( \sum_{u \in \mathcal{N}(v)} (\bar{\alpha}_{uv}^{(k-1)} \mathbf{W})^m x_u^{(k-1)} \right), \quad (5)$$

where  $\bar{\alpha}_{ij}$  is a new attention combining the feature attention (2) and graph structure attention obtained by the feature smoothness assumption defined by

$$\bar{\alpha}_{ij} = a_{ij} \alpha_{ij}.$$

Here  $a_{ij}$  is the link weight representing the local structure.

### 3.1.2. Modify the graph structure

In most situations, the connected nodes in a graph tend to share similar features. For example, in citation networks, the entities with similar bag-of-words features tend to connect[6]. And two individuals in social graph may share similar features since they tend to have related hobbies or characters[25]. Therefore, we use the optimization target  $\mathcal{L}_S$  to adjust the graph structure:

$$\begin{aligned} \arg \min_{\bar{A} \in \bar{\mathcal{A}}} \mathcal{L}_S &= \|A - \bar{A}\|^2 + \frac{\alpha}{2} \sum_{i,j=1}^N A_{ij} (\mathbf{x}_i - \mathbf{x}_j)^2 \\ &= \|A - \bar{A}\|^2 + \alpha \operatorname{tr} (X^\top \bar{L} X), \end{aligned} \quad (6)$$

where  $\alpha$  is a hyper-parameter to balance the constraint of feature smoothness and  $\bar{L}$  represents the laplacian matrix defined by  $\bar{L} = \bar{D} - \bar{A}$ .  $\bar{D}_{ii} = \sum_j \bar{A}_{ij}$  represent the diagonal elements of degree matrix  $\bar{D}$ .  $\bar{\mathcal{A}}$  represents the domain of adjacency matrix, of which the element ranges from 0 to 1.

To solve formula 6, we use the projected gradient descent method. Firstly, We use gradient descent to update  $\bar{A}$

$$\bar{A} \leftarrow \bar{A} - \eta_1 \nabla_{\bar{A}} (\|A - \bar{A}\|^2 + \alpha \operatorname{tr} (\bar{X}^\top \bar{L} \bar{X})) \quad (7)$$



Then to satisfy the constraint  $\bar{\mathcal{A}}$ , we project  $\bar{A}_{ij} < 0$  to 0 and  $\bar{A}_{ij} > 0$  to 1. We use  $P_{\bar{\mathcal{A}}}(\bar{A})$  to denote projection operations.

### 3.1.3. Modify the graph feature

After we revised the graph structure, we further make an adjustment to the graph feature. Since our task is to reduce the  $\mathcal{L}_{\text{GNN}}$  defined in [16], we use  $\mathcal{L}_{\text{GNN}}$  as a part of the loss to guide the training of features. We construct the objective function as:

$$\begin{aligned} \arg \min_{\bar{X} \in \bar{\mathcal{X}}} \mathcal{L}_f &= \|X - \bar{X}\|^2 + \gamma \frac{1}{2} \sum_{i,j=1}^N \bar{A}_{ij} (\bar{\mathbf{x}}_i - \bar{\mathbf{x}}_j)^2 + \lambda \mathcal{L}_{\text{GNN}}(\theta, \bar{A}, \bar{X}, \mathcal{Y}_p) \\ &= \|X - \bar{X}\|^2 + \gamma \text{tr}(\bar{X}^\top \bar{L} \bar{X}) + \lambda \mathcal{L}_{\text{GNN}}(\theta, \bar{A}, \bar{X}, \mathcal{Y}_p), \end{aligned} \quad (8)$$

where  $\bar{\mathcal{X}}$  represents the domain of node features.

To solve formula 8, we use the gradient descent method. We use gradient descent to update  $\bar{A}$

$$\bar{X} \leftarrow \bar{X} - \eta_2 \nabla_{\bar{X}} (\|X - \bar{X}\|^2 + \gamma \text{tr}(\bar{X}^\top \bar{L} \bar{X}) + \lambda \mathcal{L}_{\text{GNN}}(\theta, \bar{A}, \bar{X}, \mathcal{Y}_p)) \quad (9)$$

### 3.2. The optimization algorithm

Given the graph  $G = (V, A, X)$  and partial nodes  $\mathcal{V}_p$  with label  $\mathcal{Y}_p$ . As is mentioned in section 3.1, our proposed RoGAT model can be described as the following optimization problem:

$$\begin{aligned} \min_{\theta} \mathcal{L}_{\text{GNN}}(\theta, \bar{A}, \bar{X}, \mathcal{Y}_L) &= \sum_{v_i \in \mathcal{V}_L} \ell(f_{\theta}(\bar{X}, \bar{A})_i, y_i), \\ \text{s.t. } \bar{A} &\in \arg \min_{\bar{A} \in \bar{\mathcal{A}}} \mathcal{L}_s \text{ and } \bar{X} \in \arg \min_{\bar{X} \in \bar{\mathcal{X}}} \mathcal{L}_f. \end{aligned} \quad (10)$$

Actually, this model is a bilevel programming where some variables in the objective function are constrained to be an optimal solution to another optimization problem[26]. Here the parameters  $\bar{A}$  and  $\bar{X}$  are the solutions to inner optimization problems. We use the iterative method to compute this optimization problem.

We establish the iteration Algorithm 1 as followed:

---

**Algorithm 1** RoGAT

---

**Input:** Graph  $G = (V, A, X)$  and part nodes  $V_p$  with labels  $\mathcal{Y}_p$ .

**Parameters:**

$\alpha, \gamma, \lambda$ : the adjustment parameter for different terms

$T_1, T_2$ : outer and inner maximum iteration step

$\eta_1, \eta_2, \eta$ : learning rate for different iteration.

**Output:** the GAT model with learned parameters  $\theta$ .

- 1: Initialize the GAT model with given structure  $A$  and set  $\bar{A} \leftarrow A, \bar{X} \leftarrow X$ .
  - 2: Randomly initialize the parameter  $\theta$  of GAT.
  - 3: **for**  $i = 1$  to  $T_1$  **do**:
  - 4:    $\bar{A} \leftarrow \bar{A} - \eta_1 \nabla_{\bar{A}} (\|A - \bar{A}\|^2 + \alpha \text{tr}(\bar{X}^\top \bar{L} \bar{X}))$
  - 5:    $\bar{A} \leftarrow P_{\mathcal{A}}(\bar{A})$
  - 6:    $\bar{X} \leftarrow \bar{X} - \eta_2 \nabla_{\bar{X}} (\|X - \bar{X}\|^2 + \gamma \text{tr}(\bar{X}^\top \bar{L} \bar{X}) + \lambda \mathcal{L}_{\text{GNN}}(\theta, \bar{A}, \bar{X}, \mathcal{Y}_p))$
  - 7:   **for**  $i = 1$  to  $T_2$  **do**:
  - 8:      $\theta \leftarrow \theta - \eta \frac{\partial \mathcal{L}_{\text{GNN}}(\theta, \bar{A}, \bar{X}, y_p)}{\partial \theta}$
  - 9: Return  $\theta$  and GAT.
- 

## 4. Experiments

In the experiment part, we firstly empirically evaluate RoGAT on semi-supervised problems with the state of the art defense methods under different kinds of adversarial attacks. Then we analyze the parameters and explain why our method works.

### 4.1. Experimental settings

#### 4.1.1. Experimental dataset

We choose three benchmark datasets used in [12][27]. To evaluate our proposed method, we choose the largest component of these datasets as following [28][16].

Table 1: Datasets

	$N_{LCC}$	$E_{LCC}$	Classes	Features
Cora	2,485	5,069	7	1,433
Citeseer	2,110	3,668	6	3,703
Polblogs	1,222	16,714	2	/

#### 4.1.2. Baselines

Here we compare RoGAT with state of the art GNNs and implement the defensive models by the DeepRobust library [29].

- **GCN**[6]: The classical and widely used GCN defines the graph convolution in spectral domain.
- **GAT**[30]: GAT uses the attention mechanism to learn the representation of nodes.
- **RGCN**[15]: RGCN assumes that all the node representations are defined by Gauss distributions and uses attention mechanism to reduce the influence the nodes with high variance.
- **GCN-Jaccard**[11] : As attacks tend to link the nodes with huge feature differences, GCN-Jaccard makes a judgment to eliminate part of edges between nodes with small similarity.
- **GCN-SVD**[28]: Since *netattack* is a high-rank attack, GCN-SVD uses an low-rank approximation of the perturbed graph for further training. This model can also be extended to non-targeted and random attacks.
- **ProGNN**[16]: ProGNN assumes that graph data in reality is low-rank and sparse. It uses the progressive procedure to adjust the structure and parameters of GCN. This method performs robustly under three kinds of attacks but is time-consuming.

#### 4.1.3. Parameter settings

Since RoGAT is based on GAT, we choose the default settings about GAT in [30] with a two-layer model. Here the dropout parameter  $p = 0.6$  is applied to both layers' input. The learning rate for the training feature and adjacency matrix for SGD is set by 0.01. For GCN, we use the default settings in [6]. For RGCN, we use the same settings as the experiments in [16] with  $\{16, 32, 64, 128\}$  hidden units. For GCN-Jaccard,  $\{0.01, 0.02, 0.03, 0.04, 0.05, 0.1\}$  are set as the threshold of similarity for removing the edges for different perturbations ratios. For GCN-SVD,  $\{5, 10, 15, 50, 100, 200\}$  are used as the reduced rank.

For all the tested graphs, we randomly choose 10% of nodes as the training datasets and 10% of nodes as the validation datasets. The remaining 80% of nodes are used for testing for the non-targeted attack. The inner and outer iterations  $T_1$  and  $T_2$  are set by 10. The learning rate  $\eta_1$  and  $\eta_2$  are set by 0.01. The other hyper-parameters are selected by the accuracy of the validation and manual test. All the experiments are executed 10 times with different random seeds.

### 4.2. Defensive performance

#### 4.2.1. Under the non-targeted adversarial attack

First, we evaluate the performance of RoGAT against the non-targeted adversarial attack, which aims to degrade the performance on all nodes. Here we use the metattack as the non-targeted attack and adopt the same parameter settings as [27]. The Meta-self attack for Cora, Citeseer, and Polblogs is considered as the most effective attack. As is shown in Table 2, we compare RoGAT with the other six methods and vary the perturbations rate from 0% to 25%. All the experiments are conducted 10 times, and then the average accuracy and standard deviation are recorded. RoGAT performs the best under the meta attack for all the tested datasets.

- RoGAT outperforms other methods almost for all the perturbations ratios in Cora and Citeseer datasets and has better performance for larger

perturbations in the polblogs dataset. Specifically, the classification accuracy of RoGAT when processing the Cora and Citeseer datasets with 25% disturbance is 13% and 2% higher than other methods, respectively. In addition, for the Polblogs dataset, under 15% to 25% interference, the performance of RoGAT is better than other methods by 2% to 15%.

- Although ProGNN has good performance when dealing with Cora and Citeseer under the larger ratio of perturbations, RoGAT performs best. Compared with ProGNN, RoGAT ignore the regularization of sparsity and low-rank but can still adapt well to the non-targeted adversarial attack. It means that the attention mechanism of RoGAT, which considers the feature smoothing can adjust the weight of fake and real edges.
- Compared with ProGNN, RoGAT has a lower computation time without the regularization of sparsity. ProGNN costs more than 15 minutes for one script in cora with 2080Ti GPU, while the average time for one RoGAT training is 20 seconds.

#### 4.2.2. Under the targeted adversarial attack

In this part, we evaluate the performance of different methods for node classification problems against the targeted attacks, which aim to attack selected nodes. Here we choose the netattack as the targeted-attack method and use the default parameter in the original paper[12]. The number of perturbations of per node varies from 1 to 5. And similar to [16], all the nodes with a degree larger than 10 are chosen as the targeted nodes. We display the performance of node classification for different methods. In figure 2 and 3, it shows that our method outperforms most methods and has a similar performance with ProGNN for the Cora and Citeseer. Our approach has 10% and 20% improvement, respectively, in Cora and Citeseer compared with the original GCN. Since the dataset polblogs do not have node features, our method performs better than other methods except for GCN-SVD.

Table 2: Node classification performance (Accuracy $\pm$ Std) under non-targeted attacks

Dataset	Ptb (%)	GCN[6]	GAT[30]	RGCN[15]	GCN-Jaccard[11]	GCN-SVD[28]	Pro-GNN[16]	RoGAT
Cora	0	83.50 $\pm$ 0.44	84.57 $\pm$ 0.65	83.09 $\pm$ 0.44	82.05 $\pm$ 0.51	80.63 $\pm$ 0.45	82.98 $\pm$ 0.23	<b>84.59 <math>\pm</math>0.55</b>
	5	76.55 $\pm$ 0.79	80.44 $\pm$ 0.74	77.42 $\pm$ 0.39	79.13 $\pm$ 0.59	78.39 $\pm$ 0.54	<b>82.27<math>\pm</math>0.45</b>	81.22 $\pm$ 1.09
	10	70.39 $\pm$ 1.28	75.61 $\pm$ 0.59	72.22 $\pm$ 0.38	75.16 $\pm$ 0.76	71.47 $\pm$ 0.83	79.03 $\pm$ 0.59	<b>79.53 <math>\pm</math>1.60</b>
	15	65.10 $\pm$ 0.71	69.78 $\pm$ 1.28	66.82 $\pm$ 0.39	71.03 $\pm$ 0.64	66.69 $\pm$ 1.18	76.40 $\pm$ 1.27	<b>80.47 <math>\pm</math>0.71</b>
	20	59.56 $\pm$ 2.72	59.94 $\pm$ 0.92	59.27 $\pm$ 0.37	65.71 $\pm$ 0.89	58.94 $\pm$ 1.13	73.32 $\pm$ 1.56	<b>78.40 <math>\pm</math>2.18</b>
	25	47.53 $\pm$ 1.96	54.78 $\pm$ 0.74	50.51 $\pm$ 0.78	60.82 $\pm$ 1.08	52.06 $\pm$ 1.19	69.72 $\pm$ 1.69	<b>78.99 <math>\pm</math>0.96</b>
Citeseer	0	71.96 $\pm$ 0.55	73.26 $\pm$ 0.83	71.20 $\pm$ 0.83	72.10 $\pm$ 0.63	70.65 $\pm$ 0.32	73.28 $\pm$ 0.69	<b>73.49 <math>\pm</math>1.96</b>
	5	70.88 $\pm$ 0.62	72.89 $\pm$ 0.83	70.50 $\pm$ 0.43	70.51 $\pm$ 0.97	68.84 $\pm$ 0.72	72.93 $\pm$ 0.57	<b>73.64 <math>\pm</math>1.33</b>
	10	67.55 $\pm$ 0.89	70.63 $\pm$ 0.48	67.71 $\pm$ 0.30	69.54 $\pm$ 0.56	68.87 $\pm$ 0.62	72.51 $\pm$ 0.75	<b>72.73 <math>\pm</math>0.69</b>
	15	64.52 $\pm$ 1.11	69.02 $\pm$ 1.09	65.69 $\pm$ 0.37	65.95 $\pm$ 0.94	63.26 $\pm$ 0.96	72.03 $\pm$ 1.11	<b>73.02 <math>\pm</math>1.16</b>
	20	62.03 $\pm$ 3.49	61.04 $\pm$ 1.52	62.49 $\pm$ 1.22	59.30 $\pm$ 1.40	58.55 $\pm$ 1.09	70.02 $\pm$ 2.28	<b>72.43 <math>\pm</math>1.48</b>
	25	56.94 $\pm$ 2.09	61.85 $\pm$ 1.12	55.35 $\pm$ 0.66	59.89 $\pm$ 1.47	57.18 $\pm$ 1.87	68.95 $\pm$ 2.78	<b>73.19 <math>\pm</math>0.49</b>
Polblogs	0	95.69 $\pm$ 0.38	95.35 $\pm$ 0.20	95.22 $\pm$ 0.14	-	95.31 $\pm$ 0.18	-	<b>95.67 <math>\pm</math>0.36</b>
	5	73.07 $\pm$ 0.80	83.69 $\pm$ 1.45	74.34 $\pm$ 0.19	-	<b>89.09<math>\pm</math>0.22</b>	-	79.18 $\pm$ 1.12
	10	70.72 $\pm$ 1.13	76.32 $\pm$ 0.85	71.04 $\pm$ 0.34	-	<b>81.24<math>\pm</math>0.49</b>	-	74.95 $\pm$ 1.08
	15	64.96 $\pm$ 1.91	68.80 $\pm$ 1.14	67.28 $\pm$ 0.38	-	68.10 $\pm$ 3.73	-	<b>70.14 <math>\pm</math>1.45</b>
	20	51.27 $\pm$ 1.23	51.50 $\pm$ 1.63	59.89 $\pm$ 0.34	-	57.33 $\pm$ 3.15	-	<b>65.85 <math>\pm</math>1.38</b>
	25	49.23 $\pm$ 1.36	51.19 $\pm$ 1.49	56.02 $\pm$ 0.56	-	48.66 $\pm$ 9.93	-	<b>63.37 <math>\pm</math>2.03</b>

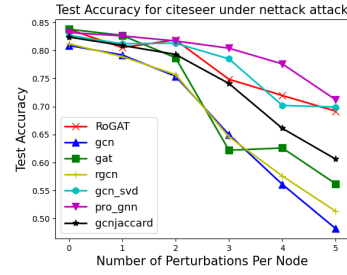
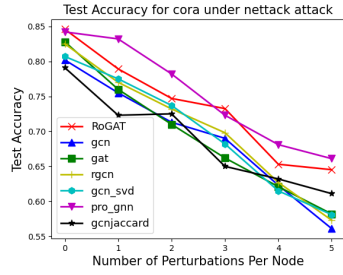


Figure 2: Results of cora under netattack Figure 3: Results of citeseer under netattack

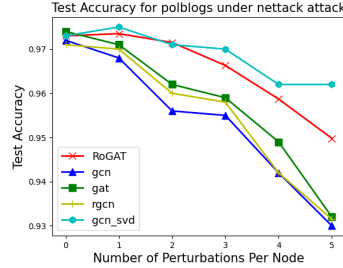


Figure 4: Results of polblogs under netattack

We also do some experiments to evaluate our methods when dealing with the random attack, which adds the perturbation on nodes randomly. Different ratios of perturbations varying from 0% to 100% are adopted to disturb the graph structure. The result in Figure 5 and 6 shows that our RoGAT outperforms other methods in dealing with Cora and Citeseer and has relatively better performance with the dataset Polblogs. RoGAT has more than 15% and 13% improvement with Cora and Citeseer. It means that RoGAT can successfully resist the random attack. The results in Figure 5 and Figure 6 show that our RoGAT performs significantly better than other methods when dealing with Cora and Citeseer datasets, with an accuracy improvement of 15% and 13%, respectively; while processing the Polblogs dataset as shown in Figure 7, it has relatively better performance, only slightly inferior to the gcns-svd method. Overall, RoGAT has quite good performance compared with most defensive methods when dealing with different types of adversarial attacks.

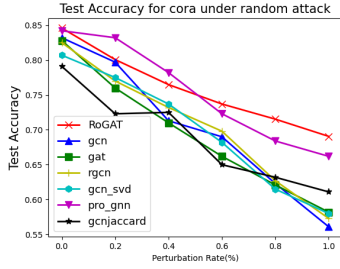


Figure 5: Results of cora under random attack

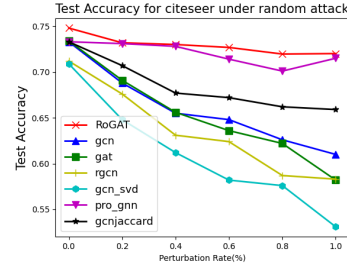


Figure 6: Results of citeseer under random attack

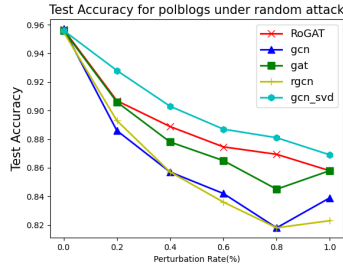


Figure 7: Results of polblogs under random attack

### 4.3. Ablation study

In this part, we build ablation studies to figure out how different components affect the model. As is shown in our model, two main pre-process procedures occur before training RoGAT. To understand the different impact of each procedure, we eliminate the modification of graph structure and feature respectively to check the performance changes. Here we only report results on Cora, since other datasets have a similar performance. We use RoGAT(no structure) and RoGAT(no feature) to represent RoGAT without modification structure and feature respectively. From the table, we observe that when the attack is in low-level, RoGAT with no modification of structure has good performance, while RoGAT with no modification of feature has relatively better performance when the graph is heavily poisoned.

Table 3: Classification accuracy performance of RoGAT variants under metattack

ptb	0	0.05	0.10	0.15	0.20	0.25
RoGAT(no structure)	82.95	78.92	76.86	68.31	63.22	60.40
RoGAT(no feature)	77.41	76.11	75.40	75.35	74.95	74.60
RoGAT	84.59	81.22	79.53	80.47	78.40	78.90

#### 4.3.1. Hyperparameter analysis

In this section, we discuss the influence of hyper-parameters for RoGAT. Here we set  $\alpha = \gamma$  and only consider the impact of  $\alpha$  and  $\lambda$  on the Cora dataset with perturbation rates of 25% metattack. We vary  $\alpha$  and  $\lambda$  from 0.1 to 6.4 in a log scale base 2 on the Cora dataset, respectively. Figure 8 shows the test accuracy of RoGAT with different  $\lambda$  and  $\alpha$ . The introduction of  $\lambda$  and  $\alpha$  can contribute to the robustness of GAT. And compared with  $\lambda$ , the appropriate value of  $\alpha$  has more influence on the performance of RoGAT. The performance of RoGAT is not sensitive to  $\alpha$  and  $\lambda$  with not too large  $\alpha$ . It means that the feature smoothness is tightly connected with the performance of RoGAT. For different kinds of datasets,  $\alpha$  decides the ratio between two parts loss, which thus



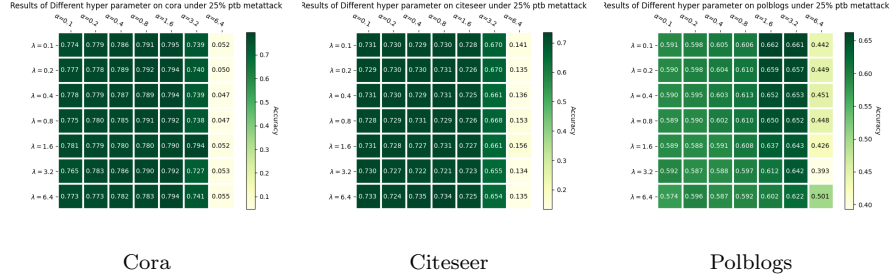


Figure 8: The performance for different  $\lambda$  and  $\gamma$  under 25% ptb metattack

needs to be selected carefully. Therefore for RoGAT, using feature smoothness to revise the structure’s attention is effective in defending adversarial attacks.

#### 4.4. Attention weight analysis

Since we assume that the revised weight  $\bar{\alpha}$  gives more attention to real edges and reduces the influence of fake edges, we compute the ratio of weight between the fake edges and real edges during the training procedure. Here we set  $\alpha = \gamma = 1$  and compute the average weight  $\bar{\alpha}$  during the training procedure under the metattack. For different rates of perturbations and datasets, the weight ratio between fake edges and real edges decreases from the initial value 1 to a smaller value. And almost for all three datasets, the ratio decreases faster for the smaller perturbations, which leads to better performance. As is shown in Figure 1, real and fake edges make equivalent contributions to the update of node information. However, RoGAT can adjust the ratio of contributions for fake and real edges. Therefore, it is consistent with the assumption that less attention will be given to the fake edges to reduce the influence of fake information during the aggregation procedure.

## 5. Conclusion

Graph neural networks, including graph convolutional networks and graph attention networks, are easily disturbed by graph adversarial attacks. This paper adjusts the attention mechanism and then proposes the robust GAT called

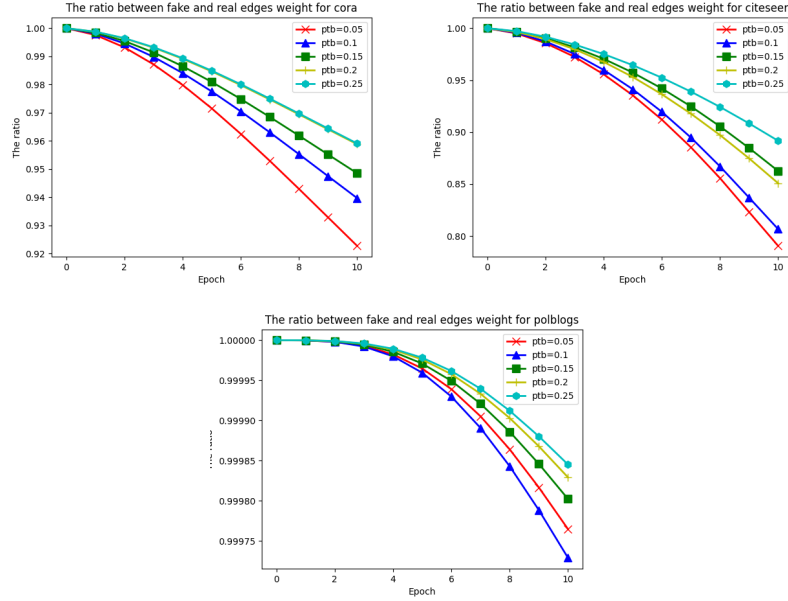


Figure 9: The ratio of the weight of fake and real edges during training procedure for cora, citeseer and Polblogs

RoGAT, which revises the structure and feature of the poisoned graph iteratively. The results of experiments show that RoGAT can reduce the influence of fake edges and performs better than most of the state-of-the-art baselines, especially in defending the metattack. Therefore, the prior information can help us to revise the attention score for fake and real edges progressively. In further research, we want to combine more prior information to distinguish two types of edges and improve the performance of GNN.

## Acknowledgements

This research work is supported by the National Science Foundation of China(NSFC) under 61977065.

## References

- [1] F. Scarselli, M. Gori, A. C. Tsoi, M. Hagenbuchner, G. Monfardini, The graph neural network model, *IEEE Transactions on Neural Networks* 20 (1) (2009) 61.
- [2] J. Gilmer, S. S. Schoenholz, P. F. Riley, O. Vinyals, G. E. Dahl, Neural message passing for quantum chemistry, in: *Proceedings of the 34th International Conference on Machine Learning - Volume 70, ICML'17, JMLR.org*, 2017, p. 1263–1272.
- [3] W. Hamilton, Z. Ying, J. Leskovec, Inductive representation learning on large graphs, in: I. Guyon, U. V. Luxburg, S. Bengio, H. Wallach, R. Fergus, S. Vishwanathan, R. Garnett (Eds.), *Advances in Neural Information Processing Systems* 30, Curran Associates, Inc., 2017, pp. 1024–1034.
- [4] J. Bruna, W. Zaremba, A. Szlam, Y. Lecun, Spectral networks and locally connected networks on graphs, in: *International Conference on Learning Representations*, 2014.
- [5] M. Defferrard, X. Bresson, P. Vandergheynst, Convolutional neural networks on graphs with fast localized spectral filtering, in: *Advances in neural information processing systems*, 2016, pp. 3844–3852.
- [6] T. N. Kipf, M. Welling, Semi-supervised classification with graph convolutional networks, in: *International Conference on Learning Representations (ICLR)*, 2017.
- [7] A. Vaswani, N. Shazeer, N. Parmar, J. Uszkoreit, L. Jones, A. N. Gomez, Ł. Kaiser, I. Polosukhin, Attention is all you need, in: *Advances in neural information processing systems*, 2017, pp. 5998–6008.
- [8] D. Bahdanau, K. Cho, Y. Bengio, Neural machine translation by jointly learning to align and translate, *arXiv: Computation and Language* (2014).

- [9] P. Veličković, G. Cucurull, A. Casanova, A. Romero, P. Liò, Y. Bengio, Graph attention networks, in: International Conference on Learning Representations, 2018.  
URL <https://openreview.net/forum?id=rJXMpikCZ>
- [10] H. Dai, H. Li, T. Tian, X. Huang, L. Wang, J. Zhu, L. Song, Adversarial attack on graph structured data, in: ICML, 2018.
- [11] H. Wu, C. Wang, Y. Tyshetskiy, A. Docherty, K. Lu, L. Zhu, Adversarial examples for graph data: Deep insights into attack and defense, 2019, pp. 4816–4823. doi:10.24963/ijcai.2019/669.
- [12] D. Zügner, A. Akbarnejad, S. Günnemann, Adversarial attacks on neural networks for graph data, in: Proceedings of the 24th ACM SIGKDD International Conference on Knowledge Discovery & Data Mining, 2018, pp. 2847–2856.
- [13] D. Zügner, S. Günnemann, Adversarial attacks on graph neural networks via meta learning, in: International Conference on Learning Representations (ICLR), 2019.
- [14] K. Xu, H. Chen, S. Liu, P.-Y. Chen, T.-W. Weng, M. Hong, X. Lin, Topology attack and defense for graph neural networks: An optimization perspective, in: International Joint Conference on Artificial Intelligence (IJCAI), 2019.
- [15] D. Zhu, Z. Zhang, P. Cui, W. Zhu, Robust graph convolutional networks against adversarial attacks, in: Proceedings of the 25th ACM SIGKDD International Conference on Knowledge Discovery and Data Mining, KDD ’19, Association for Computing Machinery, New York, NY, USA, 2019, p. 1399–1407. doi:10.1145/3292500.3330851.
- [16] W. Jin, Y. Ma, X. Liu, X. Tang, S. Wang, J. Tang, Graph structure learning for robust graph neural networks, in: 26th ACM SIGKDD International

- Conference on Knowledge Discovery and Data Mining, KDD 2020, Association for Computing Machinery, 2020, pp. 66–74.
- [17] X. Tang, Y. Li, Y. Sun, H. Yao, P. Mitra, S. Wang, Transferring robustness for graph neural network against poisoning attacks, in: Proceedings of the 13th International Conference on Web Search and Data Mining, 2020, pp. 600–608.
  - [18] X. Zhang, M. Zitnik, GnnGuard: Defending graph neural networks against adversarial attacks, in: NeurIPS, 2020.
  - [19] D. Luo, W. Cheng, W. Yu, B. Zong, J. Ni, H. Chen, X. Zhang, Learning to drop: Robust graph neural network via topological denoising, in: Proceedings of the 14th ACM International Conference on Web Search and Data Mining, ACM, 2021.
  - [20] W. Jin, T. Derr, Y. Wang, Y. Ma, Z. Liu, J. Tang, Node similarity preserving graph convolutional networks, in: Proceedings of the 14th ACM International Conference on Web Search and Data Mining, ACM, 2021.
  - [21] L. Zhang, H. Lu, A feature-importance-aware and robust aggregator for gcn, in: Proceedings of the 29th ACM International Conference on Information and Knowledge Management, CIKM '20, Association for Computing Machinery, New York, NY, USA, 2020, p. 1813–1822. doi:10.1145/3340531.3411983.  
URL <https://doi.org/10.1145/3340531.3411983>
  - [22] D. Kim, A. Oh, How to find your friendly neighborhood: Graph attention design with self-supervision, in: International Conference on Learning Representations, 2021.  
URL <https://openreview.net/forum?id=Wi5KUNlqWty>
  - [23] N. T. Hoang, T. Maehara, Revisiting graph neural networks: All we have is low-pass filters., arXiv: Machine Learning (2019).

- [24] K. Zhang, Y. Zhu, J. Wang, J. Zhang, Adaptive structural fingerprints for graph attention networks, in: International Conference on Learning Representations, 2019.
- [25] M. Mcpherson, L. Smithlovin, J. M. Cook, Birds of a feather: Homophily in social networks, *Review of Sociology* 27 (1) (2001) 415–444.
- [26] B. Colson, P. Marcotte, G. Savard, An overview of bilevel optimization, *Annals of operations research* 153 (1) (2007) 235–256.
- [27] D. Zügner, S. Günnemann, Adversarial attacks on graph neural networks via meta learning, *arXiv preprint arXiv:1902.08412* (2019).
- [28] N. Entezari, S. A. Al-Sayouri, A. Darvishzadeh, E. E. Papalexakis, All you need is low (rank): Defending against adversarial attacks on graphs, in: *Proceedings of the 13th International Conference on Web Search and Data Mining, WSDM '20*, Association for Computing Machinery, New York, NY, USA, 2020, p. 169–177. doi:10.1145/3336191.3371789.
- [29] Y. Li, W. Jin, H. Xu, J. Tang, Deeprobust: A pytorch library for adversarial attacks and defenses, *arXiv preprint arXiv:2005.06149* (2020).
- [30] P. Veličković, G. Cucurull, A. Casanova, A. Romero, P. Liò, Y. Bengio, Graph Attention Networks, *International Conference on Learning Representations* Accepted as poster (2018).  
URL <https://openreview.net/forum?id=rJXMpikCZ>