

# Fundamental Limits of Byzantine Agreement

Jinyuan Chen

## Abstract

Byzantine agreement (BA) is a distributed consensus problem where  $n$  processors want to reach agreement on an  $\ell$ -bit message or value, but up to  $t$  of the processors are dishonest or faulty. The challenge of this BA problem lies in achieving agreement despite the presence of dishonest processors who may arbitrarily deviate from the designed protocol. The quality of a BA protocol is measured primarily by using the following three parameters: the number of processors  $n$  as a function of  $t$  allowed (*resilience*); the number of rounds (*round complexity*, denoted by  $r$ ); and the total number of communication bits (*communication complexity*, denoted by  $b$ ). For any error-free BA protocol, the known lower bounds on those three parameters are  $n \geq 3t + 1$ ,  $r \geq t + 1$  and  $b \geq \Omega(\max\{n\ell, nt\})$ , respectively, where a protocol that is guaranteed to be correct in all executions is said to be *error free*.

In this work by using coding theory, together with graph theory and linear algebra, we design a **coded BA protocol** (termed as COOL) that achieves consensus on an  $\ell$ -bit message with optimal *resilience*, asymptotically optimal *round complexity*, and asymptotically optimal *communication complexity* when  $\ell \geq t \log t$ , simultaneously. The proposed COOL is an *error-free* and *deterministic* BA protocol that does not rely on cryptographic technique such as signatures, hashing, authentication and secret sharing (*signature free*). It is secure against computationally unbounded adversary who takes full control over the dishonest processors (*information-theoretic secure*). The main idea of the proposed COOL is to use a carefully-crafted error correction code that provides an efficient way of exchanging “compressed” information among distributed nodes, while keeping the ability of detecting errors, masking errors, and making a consistent and validated agreement at honest distributed nodes. With the achievable performance by the proposed COOL and the known lower bounds, we characterize the optimal *communication complexity exponent* as

$$\beta^*(\alpha, \delta) = \max\{1 + \alpha, 1 + \delta\}$$

under the optimal resilience and asymptotically optimal round complexity, for  $\beta(\alpha, \delta) \triangleq \lim_{n \rightarrow \infty} \log b(n, \delta, \alpha) / \log n$ ,  $\alpha \triangleq \lim_{n \rightarrow \infty} \log \ell / \log n$  and  $\delta \triangleq \lim_{n \rightarrow \infty} \log t / \log n$ . We show that our results can also be extended to the setting of Byzantine broadcast, aka Byzantine generals problem, where the honest processors want to agree on the message sent by a leader who is potentially dishonest. This work reveals that *coding* is an effective approach for achieving the fundamental limits of Byzantine agreement and its variants. Our protocol analysis borrows tools from coding theory, graph theory and linear algebra.

## Index Terms

Multi-valued Byzantine agreement, Byzantine broadcast, information-theoretic security, signature-free protocol, error-free protocol, error correction codes.

## I. INTRODUCTION

Byzantine agreement (BA), as originally proposed by Pease, Shostak and Lamport in 1980, is a distributed consensus problem where  $n$  processors want to reach agreement on some message (or value), but up to  $t$  of the processors are dishonest or faulty [1]. The challenge of this BA problem lies in achieving agreement despite the presence of dishonest processors who may arbitrarily deviate from the designed protocol. One variant of the problem is Byzantine broadcast (BB), aka Byzantine generals problem, where the honest processors want to agree on the message sent by a leader who is potentially dishonest [2]. Byzantine agreement and its variants are considered to be the fundamental building blocks for distributed systems and cryptography including Byzantine-fault-tolerant (BFT) distributed computing, distributed storage, blockchain protocols, state machine replication and voting, just to name a few [1]–[17].

To solve the Byzantine agreement problem, a designed protocol needs to satisfy the following conditions: every honest processor eventually outputs a message and terminates (*termination*); all honest processors

TABLE I  
COMPARISON OF THE PROPOSED AND SOME OTHER ERROR-FREE SYNCHRONOUS BA PROTOCOLS.

Protocols	resilience	communication complexity	round complexity	error free	signature free
$\ell$ -1-bit	$n \geq 3t + 1$	$\Omega(n^2\ell)$	$\Omega(\ell t)$	yes	yes
[4]	$n \geq 3t + 1$	$O(n\ell + n^4\sqrt{\ell} + n^6)$	$\Omega(\sqrt{\ell} + n^2)$	yes	yes
[5]	$n \geq 3t + 1$	$O(n\ell + n^4)$	$O(t)$	yes	yes
[6]	$n \geq 3t + 1$	$O(n\ell + n^4)$	$O(t)$	yes	yes
[7]	$n \geq 3t + 1$	$O(n\ell + n^3)$	$O(t)$	yes	yes
Proposed	$n \geq 3t + 1$	$O(\max\{n\ell, nt \log t\})$	$O(t)$	yes	yes

output the same message (*consistency*); and if all honest processors hold the same initial message then they output this initial message (*validity*). A protocol that satisfies the above three conditions in all executions is said to be *error free*. The quality of a BA protocol is measured primarily by using three parameters:

- Resilience: the number of processors  $n$  as a function of  $t$  allowed.
- Round complexity: the number of rounds of exchanging information, denoted by  $r$ .
- Communication complexity: the total number of communication bits, denoted by  $b$ .

For any error-free BA protocol, the known lower bounds on those three parameters are respectively

$$n \geq 3t + 1 \quad (\text{cf. [1], [2]}), \quad r \geq t + 1 \quad (\text{cf. [18], [19]}), \quad b \geq \Omega(\max\{n\ell, nt\}) \quad (\text{cf. [3], [20]})$$

where  $\ell$  denotes the length of message being agreed upon. It is worth mentioning that, in practice the consensus is often required for *multi-valued* message rather than just single-bit message [3]–[8], [21]. For example, in BFT consensus protocols of Libra (or Diem) and Hyperledger Fabric Blockchains proposed by Facebook and IBM respectively, the message being agreed upon could be a transaction or transaction block with size scaled from  $1KB$  to  $1MB$  [22]–[28]. Also, in practice the consensus is often expected to be 100% secure and error free in mission-critical applications such as online banking and smart contracts [29]–[33].

Achieving an *error-free multi-valued* consensus with optimal resilience, optimal round complexity and optimal communication complexity simultaneously is widely believed to be the “holy-grail” in the BA problem. The multi-valued BA problem of achieving consensus on an  $\ell$ -bit message could be solved by invoking  $\ell$  instances of 1-bit consensus in sequence, which is termed as  $\ell$ -1-bit scheme. However, this scheme will result in communication complexity of  $\Omega(n^2\ell)$  bits, because  $\Omega(n^2)$  is the lower bound on communication complexity of 1-bit consensus given  $n \geq 3t + 1$  [20], [34], [35]. In 2006, Fitzi and Hirt provided a *probabilistically correct* multi-valued BA protocol by using a hashing technique, which results in communication complexity of  $O(n\ell + n^3(n + \kappa))$  bits for some  $\kappa$  serving as a security parameter [3]. This improves the communication complexity to  $O(n\ell)$  when  $\ell \geq n^3$ , but at the cost of *non-zero* error probability. In 2011, Liang and Vaidya provided an *error-free* BA protocol with communication complexity  $O(n\ell + n^4\sqrt{\ell} + n^6)$  bits, which is optimal when  $\ell \geq n^6$  [4]. However, in the practical regime of  $\ell < n^6$ , this communication complexity is sub-optimal. Furthermore, the round complexity of the BA protocol in [4] is at least  $\Omega(\sqrt{\ell} + n^2)$ , which is sub-optimal. The result of [4] was improved recently in [5], [6] and [7]. Specifically, the communication complexities of the BA protocols proposed in [5], [6] and [7] are  $O(n\ell + n^4)$  bits,  $O(n\ell + n^4)$  bits, and  $O(n\ell + n^3)$  bits, respectively. Although the communication complexity has been improved in [5], [6] and [7], the achievable performance is still sub-optimal in the practical regime of  $\ell < n^2$ . In some previous work, randomized algorithms were proposed to reduce communication and round complexities but the termination cannot be 100% guaranteed [8], [36]–[40]. In some other work, the protocols were designed with cryptographic technique such as signatures, hashing, authentication and secret sharing [11], [19], [40], [41]. However, the protocols with such cryptographic technique are vulnerable to attacks from the adversary with very high computation power, e.g., using supercomputer or quantum computer possibly available in the future, and hence not error free. A protocol that doesn’t rely on cryptographic technique mentioned above is said to be *signature free*. A protocol is

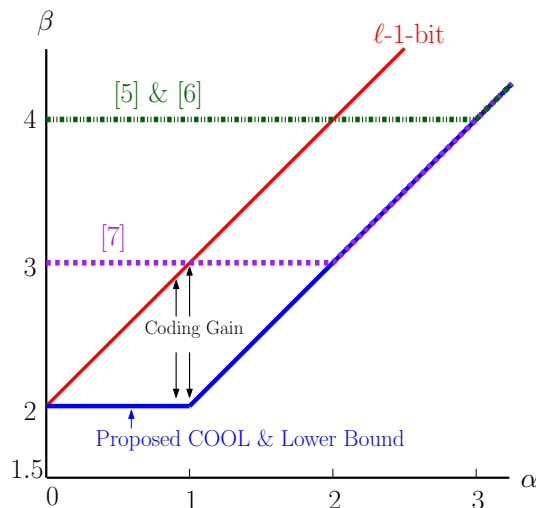


Fig. 1. Communication complexity exponent  $\beta$  vs. message size exponent  $\alpha$  of the proposed COOL, the protocols in [5]–[7], and  $\ell$ -1-bit scheme, focusing on the case with  $\delta = 1$ . Note that for this case with  $\delta = 1$ , the communication complexity exponent of the protocol in [4] is  $\beta(\alpha) = \max\{1 + \alpha, 4 + \alpha/2, 6\}$ , which is equal to 6,  $4 + \alpha/2$  and  $1 + \alpha$  in the regimes of  $0 \leq \alpha \leq 4$ ,  $4 \leq \alpha \leq 6$  and  $\alpha \geq 6$ , respectively, and hence outside the range of this figure. Compared to the protocol in [4] (resp. [5]–[7]), our proposed COOL provides an additive gain up to 4 (resp. 2, 2, 1), in terms of communication complexity exponent performance. Compared to the  $\ell$ -1-bit scheme without using coding, our proposed COOL provides a gain of 1 for any  $\alpha \geq 1$ , which can be considered as a coding gain resulted from carefully-crafted coding.

said to be *information-theoretic secure* if it is secure against computationally unbounded adversary who takes full control over the dishonest processors.

In this work we show that *coding* is a promising approach for solving the long-standing open problem in BA, i.e., achieving the fundamental limits of Byzantine agreement. Specifically by using coding theory, together with graph theory and linear algebra, we are able to design an error-free signature-free information-theoretic-secure multi-valued BA protocol (named as COOL) with optimal *resilience*, asymptotically optimal *round complexity*, and asymptotically optimal *communication complexity* when  $\ell \geq t \log t$ , simultaneously (see Table I), focusing on the BA setting with synchronous communication network. In a nutshell, carefully-crafted error correction codes provide an efficient way of exchanging “compressed” information among distributed processors, while keeping the ability of detecting errors, masking errors, and making a consistent agreement at honest distributed processors. In this work the proposed protocol is developed first for the Byzantine agreement problem. We show that the proposed protocol can also be generalized to the Byzantine broadcast problem with the same performance as in the Byzantine agreement problem.

The main difference between the protocols of [4]–[7] and our proposed protocol is that, while coding is also used, in the protocols of [4]–[7] each distributed processor needs to send an  $n$ -bit (graph) information to all other processors after generating a graph based on the exchanged information, which results in a communication complexity for this step of at least  $\Omega(n^3)$  bits or even  $\Omega(n^4)$  bits if Byzantine broadcast is used. This is a limitation in the protocols of [4]–[7]. Our proposed protocol, which is carefully designed by using coding theory, graph theory and linear algebra, avoids the limitation appeared in [4]–[7]. Specifically, our proposed protocol consists of at most four phases. After the third phase, it is guaranteed that at most one group of honest processors output the same message, while the remaining honest processors output an empty or default message. In this way, all of the honest processors can calibrate their messages and finally output a consistent and validated value. We prove that our protocol satisfies termination, consistency and validity conditions. The proof borrows tools from coding theory, graph theory and linear algebra.

Table I and Fig. 1 provide some comparison between our proposed protocol and some other error-free synchronous BA protocols. In Fig. 1, the comparison is focused on the communication complexity. For an error-free BA protocol, here we define the notions of *communication complexity exponent*, *message*

size exponent and faulty size exponent as

$$\beta(\alpha, \delta) \triangleq \lim_{n \rightarrow \infty} \frac{\log b(n, \delta, \alpha)}{\log n} \quad \alpha \triangleq \lim_{n \rightarrow \infty} \frac{\log \ell}{\log n} \quad \delta \triangleq \lim_{n \rightarrow \infty} \frac{\log t}{\log n} \quad (1)$$

respectively. Intuitively,  $\beta$  (resp.  $\alpha$  and  $\delta$ ) captures the exponent of communication complexity  $b$  (resp. message size  $\ell$  and faulty size  $t$ ) with  $n$  as the base, when  $n$  is large. In this work we characterize the *optimal* communication complexity exponent  $\beta^*(\alpha, \delta)$  achievable by *any* error-free BA protocol when  $n \geq 3t + 1$ , that is,

$$\beta^*(\alpha, \delta) = \max\{1 + \alpha, 1 + \delta\}. \quad (2)$$

As shown in Fig. 1, the proposed COOL achieves the *optimal* communication complexity exponent. Compared to the protocols in [4]–[7], our proposed COOL provides additive gains up to 4, 2, 2, 1, respectively, in terms of communication complexity exponent performance. Compared to the  $\ell$ -1-bit scheme without coding, our proposed COOL provides a communication complexity exponent gain of 1 for any  $\alpha \geq 1$ , which can be considered as a coding gain resulted from carefully-crafted coding.

Coding has been used previously as an exciting approach in network communication and cooperative data exchange for improving throughput and tolerating attacks or failures [42]–[55]. However, one common assumption in those previous works is that the source of the data is always *fault-free*, i.e., the source node is always honest or trustworthy, or the initial messages of the honest nodes are consistent and generated from the trustworthy source node. This is very different from the BA and BB problems considered here, in which the leader (or the source node) can be dishonest and the original messages of the distributed nodes can be controlled by the Byzantine adversary. One of the main difficulties of the BA and BB problems lies in the unknown knowledge about the leader (honest or dishonest) and about initial messages (consistent or inconsistent).

The remainder of this paper is organized as follows. Section II describes the system models. Section III provides the main results of this work. Section IV discusses some advantages, issues, and challenges of coding for BA. The proposed COOL developed from coding theory, together with graph theory and linear algebra, is described in Section V for the BA setting. In Section VII the proposed COOL is shown to be extended to the setting of Byzantine broadcast. The work is concluded in Section VIII. Throughout this paper,  $|\bullet|$  denotes the magnitude of a scalar or the cardinality of a set.  $[m_1 : m_2]$  denotes the set of integers from  $m_1$  to  $m_2$ , for some nonnegative integers  $m_1 \leq m_2$ . If  $m_1 > m_2$ ,  $[m_1 : m_2]$  denotes an empty set. Logarithms are in base 2.  $\lceil m \rceil$  denotes the least integer that is no less than  $m$ , and  $\lfloor m \rfloor$  denotes the greatest integer that is no larger than  $m$ .  $f(x) = O(g(x))$  implies that  $\limsup_{x \rightarrow \infty} |f(x)|/g(x) < \infty$ .  $f(x) = \Omega(g(x))$  implies that  $\liminf_{x \rightarrow \infty} f(x)/g(x) > 0$ .  $f(x) = \Theta(g(x))$  implies that  $f(x) = O(g(x))$  and  $f(x) = \Omega(g(x))$ .

## II. SYSTEM MODELS

In the BA problem,  $n$  processors want to reach agreement on an  $\ell$ -bit message (or value), but up to  $t$  of the processors are dishonest (or faulty). Processor  $i$  holds an  $\ell$ -bit initial message  $w_i$ ,  $\forall i \in [1 : n]$ . To solve this BA problem, a designed protocol needs to satisfy the *termination*, *consistency* and *validity* conditions mentioned in the previous section.

We consider the synchronous BA, in which every two processors are connected via a reliable and private communication channel, and the messages sent on a channel are guaranteed to reach to the destination on time. The index of each processor is known to all other processors. We assume that a Byzantine adversary takes full control over the dishonest processors and has complete knowledge of the state of the other processors, including the  $\ell$ -bit initial messages.

As mentioned, a protocol that satisfies the termination, consistency and validity conditions in all executions is said to be *error free*. A protocol that doesn't rely on the cryptographic technique such as signatures, hashing, authentication and secret sharing is said to be *signature free*. A protocol that is

secure (satisfying the termination, consistency and validity conditions) against computationally unbounded adversary is said to be *information-theoretic secure*.

We also consider the BB problem, where the honest processors want to agree on the message sent by a leader who is potentially dishonest. To solve the BB problem, a designed protocol needs to satisfy the termination, consistency and validity conditions. In the BB problem, the termination and consistency conditions remain the same as that in the BA problem, while the validity condition is slightly different from that in the BA problem. Specifically, the validity condition of the BB problem requires that, if the leader is honest then all honest processors should agree on the message sent by the leader. Other definitions follow similarly from that of the BA problem.

### III. MAIN RESULTS

In this work by using coding theory, together with graph theory and linear algebra, we design a **coded BA protocol**, termed as COOL, that achieves consensus on an  $\ell$ -bit message with promising performance in resilience, round complexity, and communication complexity. This proposed COOL is also extended to the Byzantine broadcast setting. The main results of this work are summarized in the following theorems. The proofs are provided in Sections V-VII.

**Theorem 1** (BA problem). *The proposed COOL is an error-free signature-free information-theoretic-secure multi-valued BA protocol that achieves the consensus on an  $\ell$ -bit message with optimal resilience, asymptotically optimal round complexity, and asymptotically optimal communication complexity when  $\ell \geq t \log t$ , simultaneously.*

The proposed COOL achieves the consensus on an  $\ell$ -bit message with resilience of  $n \geq 3t + 1$  (optimal), round complexity of  $O(t)$  rounds (asymptotically optimal), and communication complexity of  $O(\max\{n\ell, nt \log t\})$  bits (asymptotically optimal when  $\ell \geq t \log t$ ), simultaneously. The description of COOL is provided in Section V. Note that, for any error-free BA protocol, the known lower bounds on resilience, round complexity and communication complexity are  $3t + 1$  (cf. [1], [2]),  $t + 1$  (cf. [18], [19]), and  $\Omega(\max\{n\ell, nt\})$  (cf. [3], [20]), respectively.

**Theorem 2** (BB problem). *The proposed adapted COOL is an error-free signature-free information-theoretic-secure multi-valued BB protocol that achieves the consensus on an  $\ell$ -bit message with optimal resilience, asymptotically optimal round complexity, and asymptotically optimal communication complexity when  $\ell \geq t \log t$ , simultaneously.*

The proposed COOL designed for the BA setting can be adapted into the BB setting, which achieves the consensus on an  $\ell$ -bit message with the same performance of resilience, round complexity and communication complexity as in the BA setting. Note that the known lower bounds on resilience, round complexity and communication complexity for error-free BA protocols, can also be applied to any error-free BB protocols. The description of adapted COOL for the BB setting is provided in Section VII.

In this work, with the achievable performance by the proposed COOL and the known lower bounds, we characterize the *optimal* communication complexity exponent  $\beta^*(\alpha, \delta)$  achievable by *any* error-free BA (or BB) protocol when  $n \geq 3t + 1$ , that is,

$$\beta^*(\alpha, \delta) = \max\{1 + \alpha, 1 + \delta\}$$

where the *communication complexity exponent*  $\beta$ , the *message size exponent*  $\alpha$  and the *faulty size exponent*  $\delta$  are defined in (1). Note that, based on the known lower bound  $b \geq \Omega(\max\{n\ell, nt\})$ , the optimal communication complexity exponent is lower bounded by  $\beta^*(\alpha, \delta) \geq \lim_{n \rightarrow \infty} \frac{\log \Omega(\max\{n\ell, nt\})}{\log n} = \max\{1 + \alpha, 1 + \delta\}$ . This lower bound is achievable by the proposed COOL, as the communication complexity exponent of COOL, denoted by  $\beta^{[cool]}$ , is  $\beta^{[cool]}(\alpha, \delta) = \lim_{n \rightarrow \infty} \frac{\log O(\max\{n\ell, nt \log t\})}{\log n} = \max\{1 + \alpha, 1 + \delta\}$ . As shown in Fig. 1, our proposed COOL provides certain gains in communication complexity exponent performance, compared to the protocols in [4]–[7] and the  $\ell$ -1-bit scheme. Before describing the proposed COOL, let us first describe the advantages, issues, and challenges of coding for BA in the following section.

#### IV. CODING FOR BA: ADVANTAGES, ISSUES, AND CHALLENGES

Coding and information theory provide very elegant and powerful ways of detecting or correcting errors in possibly corrupted data via carefully constructed codes with certain properties, which have revolutionized the digital era. This work seeks to *optimally* use these concepts and techniques to bring the *maximal* benefits in the field of Byzantine agreement.

##### A. Advantages of using coding

For the multi-valued Byzantine agreement problem, error correction codes can be utilized to achieve consensus for the *entire string* of message but not bit by bit. In order to see the advantages of coding for Byzantine agreement, let us discuss the following three schemes.

- *Scheme with full data transmission:* For the  $\ell$ -1-bit scheme with bit-by-bit consensus in sequence, since distributed processors need to exchange the whole message data, it is not surprising that this scheme results in a sub-optimal communication complexity (see Table I).
- *Non-coding scheme with reduced data transmission:* To reduce the communication complexity, one possible solution is to let distributed processors exchange only one piece of data, instead of the whole data. However, if the data is *uncoded*, this reduction in data exchange could possibly lead to a failure, i.e., not satisfying termination, consistency or validity conditions. This is because honest processors might not get enough information from others and hence this protocol is more vulnerable to the attacks from dishonest processors.
- *Coding scheme with reduced data transmission:* If the data is *coded* with error correction code, the distributed processors could possibly be able to detect and correct errors, even with reduced data transmission. Hence, the protocol using carefully-crafted coding scheme with reduced data transmission could be robust against attacks from dishonest processors and could be error free. Table II provides some comparison between the three schemes.

TABLE II  
COMPARISON OF THREE BA SCHEMES. DT STANDS FOR DATA TRANSMISSION.

Schemes	communication complexity	error free
scheme with full DT	high	yes
non-coding scheme with reduced DT	low	no
coding scheme with reduced DT	low	yes

##### B. Error correction codes

The  $(n, k)$  Reed-Solomon error correction code encodes  $k$  data symbols from Galois Field  $GF(2^c)$  into a codeword that is consisting of  $n$  symbols from  $GF(2^c)$ , for

$$n \leq 2^c - 1$$

(cf. [56])<sup>1</sup>. We can use  $c$  bits to represent each symbol from  $GF(2^c)$ , which implies that a vector consisting of  $k$  symbols from  $GF(2^c)$  can be represented using  $kc$  bits of data. The error correction code can be constructed by *Lagrange polynomial interpolation* [57]. This constructed code is a variant of Reed-Solomon code with minimum distance  $d = n - k + 1$ , which is optimal according to the Singleton bound. For an input vector  $\mathbf{x} \triangleq [x_1, x_2, \dots, x_k]^T$  and an output vector  $\mathbf{z} \triangleq [z_1, z_2, \dots, z_n]^T$  with data symbols from  $GF(2^c)$ , the encoding is described below

$$z_i = \mathbf{h}_i^T \mathbf{x} \quad i \in [1 : n] \quad (3)$$

<sup>1</sup>For the extended Reed-Solomon codes, the constraint can be relaxed to  $n \leq 2^c + 1$ , and to  $n \leq 2^c + 2$  in some cases.

where

$$\mathbf{h}_i \triangleq [h_{i,1}, h_{i,2}, \dots, h_{i,k}]^\top \quad \text{and} \quad h_{i,j} \triangleq \prod_{\substack{p=1 \\ p \neq j}}^k \frac{i-p}{j-p}, \quad i \in [1:n], \quad j \in [1:k]. \quad (4)$$

Note that when  $k = 1$ , it becomes a non-coding scheme, with coefficients set as  $\mathbf{h}_i = h_{i,1} = 1$  for  $i \in [1:n]$ . An  $(n, k)$  error correction code can correct up to  $\lfloor \frac{n-k}{2} \rfloor$  Byzantine errors, that is, up to  $\lfloor \frac{n-k}{2} \rfloor$  Byzantine errors in  $n$  symbol observations (see (3)) can be corrected by applying some efficient decoding algorithms for Reed-Solomon code, such as, Berlekamp-Welch algorithm and Euclid's algorithm [56], [58], [59]. More generally, an  $(n, k)$  error correction code can correct up to  $f_c$  Byzantine errors and simultaneously detect up to  $f_d$  Byzantine errors in  $n'$  symbol observations if and only if the conditions of  $2f_c + f_d \leq n' - k$  and  $n' \leq n$  are satisfied.

### C. Coding scheme with reduced DT: what could possibly go wrong?

In the BA problem, if distributed processors exchange information with reduced data transmission, the honest processors might not be able to get enough information from others and might be vulnerable to attacks from dishonest processors. In this sub-section, we will describe some possible issues when using coding scheme with reduced data transmission. In the next section, we will show how to handle the issues by carefully designing the protocol.

1) *Attack example: violating validity condition:* Let us consider an example where all honest processors hold the *same* initial message  $\bar{w}$ , i.e.,  $\mathbf{w}_i = \bar{w}, \forall i \notin \mathcal{F}$ , where  $\mathcal{F}$  denotes a set of dishonest processors, for some non-empty  $\ell$ -bit value of  $\bar{w}$ . By using coding scheme, each processor could encode its initial message  $\mathbf{w}_i$  into some symbols with reduced size, as in (3). In this way, the processors could exchange information with reduced data transmission. For example, Processor  $i$ ,  $i \in [1:n]$ , could encode its initial message  $\mathbf{w}_i$  into some symbols as  $y_j^{(i)} = \mathbf{h}_j^\top \mathbf{w}_i$ ,  $j \in [1:n]$ , where  $\mathbf{h}_i$  is defined as in (4). The size of the symbol  $y_j^{(i)}$  is  $c = \ell/k$  bits, which is relatively small compared to the original message size, when  $k$  is sufficiently large. By sending a pair of the  $\ell/k$ -bit information symbols  $(y_j^{(i)}, y_i^{(i)})$ , instead of the  $\ell$ -bit message  $\mathbf{w}_i$ , from Processor  $i$  to Processor  $j$  for  $j \neq i$ , the communication complexity could be significantly reduced.

However, if the protocol is not well designed, the honest processors might not be able to make a correct consensus output that is supposed to be  $\bar{w}$  in this case under the validity condition. For example, if  $k$  is designed to be too large, then the honest processors might not be able to correct the errors injected by the dishonest processors, and hence make a wrong consensus output, e.g., as a default value  $\phi$ , violating the validity condition (see Fig. 2).

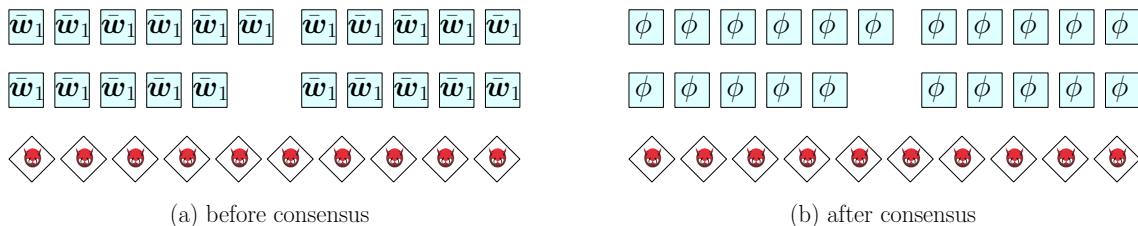


Fig. 2. An attack example violating the validity condition with  $(t = 10, n = 31)$ . The light-cyan square nodes refer to the honest processors, while the rest nodes refer to the dishonest processors.

2) *Attack example: violating consistency condition:* Let us consider another example with three disjoint groups in  $n$ -processor network: Group  $\mathcal{F}$ , Group  $\mathcal{A}_1$  and Group  $\mathcal{A}_2$ . Group  $\mathcal{F}$  is a set of  $t$  dishonest processors. Group  $\mathcal{A}_1$  is a set of honest processors holding the same initial message  $\bar{w}_1$ , i.e.,  $\mathbf{w}_i = \bar{w}_1, \forall i \in \mathcal{A}_1$ , while Group  $\mathcal{A}_2$  is a set of honest processors holding the same initial message  $\bar{w}_2$ , i.e.,  $\mathbf{w}_{i'} = \bar{w}_2, \forall i' \in \mathcal{A}_2$ , given  $|\mathcal{A}_1| = t + 1$ ,  $|\mathcal{A}_2| = t$ , and for some  $\bar{w}_1$  and  $\bar{w}_2$ ,  $\bar{w}_1 \neq \bar{w}_2$  (see an example



in Fig. 3). By using coding scheme, Processor  $i$ , for  $i \in [1 : n]$ , could encode its initial  $\ell$ -bit message  $w_i$  into  $\ell/k$ -bit symbols as  $y_j^{(i)} = \mathbf{h}_j^\top \mathbf{w}_i$ ,  $j \in [1 : n]$ . Then Processor  $i$  could send a pair of ‘‘compressed’’ information symbols  $(y_j^{(i)}, y_i^{(i)})$  to Processor  $j$ , for  $j \neq i$ . By sending ‘‘compressed’’ information symbols to other processors, the communication complexity could be significantly reduced. However, if the protocol is not well designed, the honest processors might make inconsistent consensus outputs.

To attack the protocol, Processor  $i$ ,  $i \in \mathcal{F}$ , could send out inconsistent information, e.g., sending a pair of symbols  $(\mathbf{h}_j^\top \bar{\mathbf{w}}_1, \mathbf{h}_i^\top \bar{\mathbf{w}}_1)$  to Processor  $j$  for  $j \in \mathcal{A}_1$  and sending another pair of symbols  $(\mathbf{h}_{j'}^\top \bar{\mathbf{w}}_2, \mathbf{h}_i^\top \bar{\mathbf{w}}_2)$  to Processor  $j'$  for  $j' \in \mathcal{A}_2$ , respectively. In this scenario, each processor in Group  $\mathcal{A}_1$  might make a consensus output as  $\bar{\mathbf{w}}_1$ . This is because, for Processor  $j$ ,  $j \in \mathcal{A}_1$ , at least  $2t + 1$  observations of  $(y_j^{(i)}, y_i^{(i)})$  received from Processor  $i$ ,  $i \in \mathcal{A}_1 \cup \mathcal{F}$ , are encoded from message  $\bar{\mathbf{w}}_1$ . Hence, each processor in Group  $\mathcal{A}_1$  has an illusion that at least  $2t + 1$  processors hold the same initial message  $\bar{\mathbf{w}}_1$ . At the same time, some processors in Group  $\mathcal{A}_2$  might make a consensus output as  $\bar{\mathbf{w}}_2$ . This is because, for Processor  $j$ ,  $j \in \mathcal{A}_2$ ,  $2t$  observations of  $(y_j^{(i)}, y_i^{(i)})$  received from Group  $\mathcal{A}_2$  and Group  $\mathcal{F}$  are encoded from message  $\bar{\mathbf{w}}_2$ . Furthermore, some observations of  $(y_j^{(i)}, y_i^{(i)})$  received from Group  $\mathcal{A}_1$  could possibly be expressed as  $(y_j^{(i)}, y_i^{(i)}) = (\mathbf{h}_j^\top \bar{\mathbf{w}}_2, \mathbf{h}_i^\top \bar{\mathbf{w}}_2)$  when

$$\mathbf{h}_i^\top \bar{\mathbf{w}}_1 = \mathbf{h}_i^\top \bar{\mathbf{w}}_2 \quad \text{and} \quad \mathbf{h}_j^\top \bar{\mathbf{w}}_1 = \mathbf{h}_j^\top \bar{\mathbf{w}}_2, \quad \text{for some } i \in \mathcal{A}_1, j \in \mathcal{A}_2 \quad (5)$$

i.e., when  $(\bar{\mathbf{w}}_1 - \bar{\mathbf{w}}_2)$  is in the null space of  $\mathbf{h}_i$  and  $\mathbf{h}_j$ . With the condition in (5), some processors in Group  $\mathcal{A}_2$  have an illusion that at least  $2t + 1$  processors hold the same initial message  $\bar{\mathbf{w}}_2$ . At the end, some honest processors might make inconsistent consensus outputs (see Fig. 3).

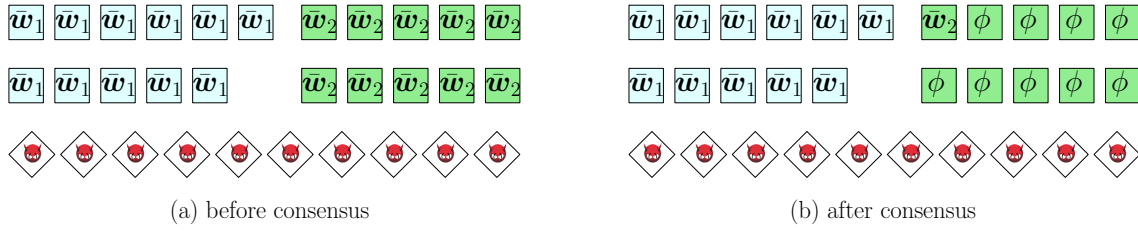


Fig. 3. An attack example violating consistency condition with  $(t = 10, n = 31)$ . The cyan and green square nodes refer to Group  $\mathcal{A}_1$  and Group  $\mathcal{A}_2$  of honest processors, respectively.

3) *Attack example: violating termination condition:* For the coding scheme with reduced data transmission, if the protocol is not designed well, it might not be able to terminate. For example, one possible termination condition at a processor is that it needs to hear at least  $2t + 1$  ‘‘ready’’ signals from other processors, where the ‘‘ready’’ signal could be sent when a processor is able to correct up to  $t$  errors from the received observations. However, due to the inconsistent information injected from dishonest processors, there might be some events that the termination condition will never be satisfied and hence the protocol won’t terminate.

#### D. Coding scheme with reduced DT: what are the challenges?

For the coding scheme with reduced data transmission, since processors exchange coded information with reduced size (cf. (3)), it might create some illusion at some processors as described in Section IV-C2. As shown in (5), when Processor  $i$ , for some  $i \in \mathcal{A}_1$ , sends a pair of coded information symbols  $(\mathbf{h}_j^\top \bar{\mathbf{w}}_1, \mathbf{h}_i^\top \bar{\mathbf{w}}_1)$  to Processor  $j$ , for some  $j \in \mathcal{A}_2$ , this pair of coded information symbols could possibly be expressed as  $(\mathbf{h}_j^\top \bar{\mathbf{w}}_1, \mathbf{h}_i^\top \bar{\mathbf{w}}_1) = (\mathbf{h}_j^\top \bar{\mathbf{w}}_2, \mathbf{h}_i^\top \bar{\mathbf{w}}_2)$ , for some different  $\bar{\mathbf{w}}_1$  and  $\bar{\mathbf{w}}_2$ , which creates an illusion at Processor  $j$  that Processor  $i$  might initially hold the message  $\bar{\mathbf{w}}_2$ , but not  $\bar{\mathbf{w}}_1$ . Removing such illusion is one of the challenges in designing the coding scheme with reduced data transmission. This is because, sending the coded information with reduced dimension, e.g.,  $(\mathbf{h}_j^\top \bar{\mathbf{w}}_1, \mathbf{h}_i^\top \bar{\mathbf{w}}_1)$ , could not reveal enough information about the initial message  $\bar{\mathbf{w}}_1$ . To make it efficient and secure, i.e., satisfying termination, consistency and validity conditions, the coding scheme needs to be carefully crafted.



Another challenge lies in a constraint of Reed-Solomon error correction code used in the coding scheme with reduced data transmission. The  $(n, k)$  Reed-Solomon error correction code encodes  $k$  data symbols from Galois Field  $GF(2^c)$  into a codeword that is consisting of  $n$  symbols from  $GF(2^c)$ , but under the constraint of  $n \leq 2^c - 1$ , or equivalently  $\log(n + 1) \leq c$  (see Section IV-B). This constraint implies that each symbol from  $GF(2^c)$  is represented by at least  $\log(n + 1)$  bits. If every processor sends one such symbol to all other processors, it will result in a communication complexity of at least  $\Omega(n^2 \log n)$  bits. As it will be shown later on, this is the main reason that there is still a multiplicative gap (within  $\log t$ ) between the communication complexity of proposed protocol and the known lower bound, when  $\ell < t \log t$ . When  $\ell \geq t \log t$ , the proposed protocol achieves the asymptotically optimal communication complexity of  $\Theta(n\ell)$  bits. To close the gap in the regime of  $\ell < t \log t$ , one might need to overcome the challenge incurred by the constraint  $n \leq 2^c - 1$  of Reed-Solomon error correction code.

## V. COOL: CODED BYZANTINE AGREEMENT PROTOCOL

This section will describe the proposed COOL: **c**oded Byzantine agreement protocol. The design of COOL is based on the coding scheme with reduced data transmission, and is crystallized from coding theory, graph theory and linear algebra. In a nutshell, carefully-crafted error correction codes provide an efficient way of exchanging “compressed” information among distributed nodes, while keeping the ability of detecting errors, masking errors, and making a consistent and validated agreement at honest distributed nodes. To this end, it will be shown that the proposed COOL is an error-free signature-free information-theoretic-secure multi-valued BA protocol that achieves the consensus on an  $\ell$ -bit message with resilience of  $n \geq 3t + 1$  (optimal), round complexity of  $O(t)$  rounds (asymptotically optimal), and communication complexity of  $O(\max\{n\ell, nt \log t\})$  bits (asymptotically optimal when  $\ell \geq t \log t$ ), simultaneously. This result will serve as the achievability proof of Theorem 1.

For this BA problem, Processor  $i$ ,  $i \in [1 : n]$ , initially has the  $\ell$ -bit input message  $w_i$ . At first the parameters  $k$  and  $c$  are designed as

$$k \triangleq \left\lceil \frac{t}{5} \right\rceil + 1, \quad c \triangleq \left\lceil \frac{\max\{\ell, (t/5 + 1) \cdot \log(n + 1)\}}{k} \right\rceil. \quad (6)$$

As will be shown later, our design of  $k$  and  $c$  as above is one of the key elements in the proposal protocol, which guarantees that the proposed protocol satisfies the termination, consistency and validity conditions. With the above values of  $k$  and  $c$ , it holds true that the condition of the Reed-Solomon error correction code, i.e.,  $n \leq 2^c - 1$ , is satisfied (see Section IV-B). The  $(n, k)$  Reed-Solomon error correction code will be used to encode the  $\ell$ -bit initial message  $w_i$ ,  $\forall i \in [1 : n]$ . When  $\ell$  is less than  $kc$  bits, the  $\ell$ -bit message  $w_i$  will be first extended to a  $kc$ -bit data by adding  $(kc - \ell)$  bits of redundant zeros (zero padding). The proposal COOL will work as long as  $t \leq \frac{n-1}{3}$ . In the description of the proposed COOL,  $t$  is considered such that  $t \leq \frac{n-1}{3}$  and  $t = \Omega(n)$ . Later on we will discuss the case when  $t$  is relatively small compared to  $n$ .

The proposed COOL consists of at most four phases (see Fig. 4), which are described in the following sub-sections. The proposed COOL is also described in Algorithm 1. Two examples of COOL are provided in Fig. 5 and Fig. 6, which address the issues described in Section IV-C2 and Section IV-C1, respectively. Some notations of COOL are summarized in Table III.

Let us first define  $w^{(i)}$  as the updated (or decoded) message at Processor  $i$ ,  $i \in [1 : n]$ .  $w^{(i)}$  can be updated via decoding, or via comparing its own information and the obtained information. In this proposed protocol, the decoding is required at Phase 4 only. The value of  $w^{(i)}$  is initially set as  $w^{(i)} = w_i$ ,  $i \in [1 : n]$ .

### A. Phase 1: exchange compressed information and update message

Phase 1 has three steps. The idea is to exchange “compressed” information and learn it.

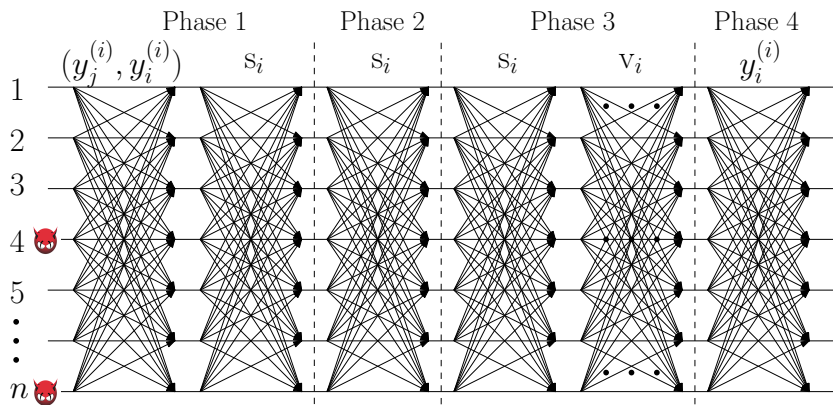


Fig. 4. Four-phase operation of the proposed COOL. In each phase, the distributed processors exchange some kinds of information symbols (see the symbols above the first line) that are defined later and summarized in Table III.

1) *Exchange compressed information:* Processor  $i$ ,  $i \in [1 : n]$ , first encodes its  $\ell$ -bit initial message  $\mathbf{w}_i$  into  $\ell/k$ -bit symbols as

$$y_j^{(i)} \triangleq \mathbf{h}_j^T \mathbf{w}_i, \quad j \in [1 : n] \quad (7)$$

where  $\mathbf{h}_i$  is defined as in (4). Then, Processor  $i$ ,  $i \in [1 : n]$ , sends a pair of coded symbols  $(y_j^{(i)}, y_i^{(i)})$  to Processor  $j$  for  $j \in [1 : n], j \neq i$ .

2) *Update information:* Processor  $i$ ,  $i \in [1 : n]$ , compares the observation  $(y_i^{(j)}, y_j^{(j)})$  received from Processor  $j$  with its observation  $(y_i^{(i)}, y_j^{(i)})$  and sets a binary indicator for the link between Processor  $i$  and Processor  $j$ , denoted by  $u_i(j)$ , as

$$u_i(j) = \begin{cases} 1 & \text{if } (y_i^{(j)}, y_j^{(j)}) = (y_i^{(i)}, y_j^{(i)}) \\ 0 & \text{else} \end{cases} \quad (8)$$

for  $j \in [1 : n]$ .  $u_i(j)$  can be considered as a *link indicator* for Processor  $i$  and Processor  $j$ . The value of  $u_i(j) = 0$  reveals that Processor  $i$  and Processor  $j$  have mismatched messages, i.e.,  $\mathbf{w}^{(i)} \neq \mathbf{w}^{(j)}$ . However, the value of  $u_i(j) = 1$  does *not* mean that Processor  $i$  and Processor  $j$  have matched messages; it just means that Processor  $i$  and Processor  $j$  share a common information at a certain degree, i.e.,  $(y_i^{(j)}, y_j^{(j)}) = (y_i^{(i)}, y_j^{(i)})$ . When  $u_i(j) = 0$ , the observation of  $(y_i^{(j)}, y_j^{(j)})$  received from Processor  $j$  is considered as a *mismatched observation* at Processor  $i$ . In this step Processor  $i$ ,  $i \in [1 : n]$ , checks if its own initial message successfully matches the majority of other processors' initial messages, by counting the number of mismatched observations. Specifically, Processor  $i$  sets a binary *success indicator*, denoted by  $s_i$ , as

$$s_i = \begin{cases} 1 & \text{if } \sum_{j=1}^n u_i(j) \geq n - t \\ 0 & \text{else} \end{cases} \quad (9)$$

The event of  $s_i = 0$  means that the number of mismatched observations is more than  $t$ , which implies that the initial message of Processor  $i$  doesn't match the majority of other processors' initial messages. If  $s_i = 0$ , Processor  $i$  updates the message as  $\mathbf{w}^{(i)} = \phi$  (a default value), else keeps the original value of  $\mathbf{w}^{(i)}$ .

3) *Exchange success indicators:* Processor  $i$ ,  $i \in [1 : n]$ , sends the binary value of success indicator  $s_i$  to all other processors. Based on the received success indicators  $\{s_i\}_{i=1}^n$ , each processor creates the following two sets:

$$\mathcal{S}_1 \triangleq \{i : s_i = 1, i \in [1 : n]\}, \quad \mathcal{S}_0 \triangleq \{i : s_i = 0, i \in [1 : n]\}. \quad (10)$$

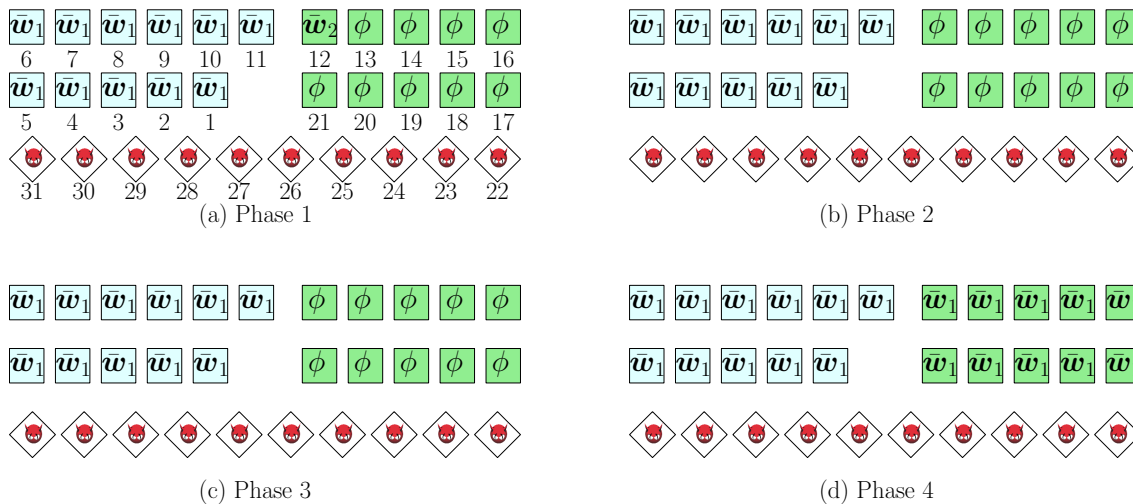


Fig. 5. Illustration of COOL addressing the issue described in Section IV-C2, with  $(t = 10, n = 31)$ . The number under the node indicates the identity. The value inside the  $i$ th node denotes the value of updated message  $w^{(i)}$  at the end of the corresponding phase. Here  $\mathcal{A}_1 = [1 : 11]$ ,  $\mathcal{A}_2 = [12 : 21]$ ,  $\mathcal{F} = [22 : 31]$ ,  $w_i = \bar{w}_1, \forall i \in \mathcal{A}_1$  and  $w_{i'} = \bar{w}_2, \forall i' \in \mathcal{A}_2$ . It is assumed that  $\mathbf{h}_1^\top \bar{w}_1 = \mathbf{h}_1^\top \bar{w}_2$  and  $\mathbf{h}_{12}^\top \bar{w}_1 = \mathbf{h}_{12}^\top \bar{w}_2$ , for  $\bar{w}_1 \neq \bar{w}_2$ . All honest processors eventually make the same consensus output.

Note that different processors might have different views on  $\mathcal{S}_1$  and  $\mathcal{S}_0$ , due to the inconsistent information possibly sent from dishonest processors.

**Remark 1.** Since  $y_j^{(i)}$  defined in (7) has only  $c$  bits, the total communication complexity among the network for the first step of Phase 1, denoted by  $b_1$ , is  $b_1 = 2cn(n-1)$  bits. If Processor  $i$ ,  $i \in [1 : n]$ , sends the whole message  $w_i$  to other processors, then the total communication complexity would be  $\ell n(n-1)$  bits. Compared to the whole message  $w_i$ , the value of  $y_j^{(i)}$  can be considered as a compressed information. By exchanging compressed information, instead of whole messages, the communication complexity is significantly reduced in this step. Since the success indicator  $s_i$  has only 1 bit, the total communication complexity among the network for the third step of Phase 1, denoted by  $b_2$ , is  $b_2 = n(n-1)$  bits.

**Remark 2.** In Phase 1, exchanging “compressed” information reduces the communication complexity, however, it also creates some potential issues due to the lack of full original information. As shown in Fig. 5, each dishonest processor could send inconsistent information to two different groups of honest processors, that is, sending a pair of symbols  $(\mathbf{h}_j^\top \bar{w}_1, \mathbf{h}_i^\top \bar{w}_1)$  to Processor  $j$  for  $j \in \mathcal{A}_1$  and sending another pair of symbols  $(\mathbf{h}_{j'}^\top \bar{w}_2, \mathbf{h}_i^\top \bar{w}_2)$  to Processor  $j'$  for  $j' \in \mathcal{A}_2$ , respectively, for  $i \in \mathcal{F}$ . Due to this inconsistent information, together with the condition of  $\mathbf{h}_1^\top \bar{w}_1 = \mathbf{h}_1^\top \bar{w}_2$  and  $\mathbf{h}_{12}^\top \bar{w}_1 = \mathbf{h}_{12}^\top \bar{w}_2$ , the honest processors from different groups consequently have different updated messages, which might lead to inconsistent consensus outputs as described in Section IV-C2. In Phase 1 Processor  $i$ ,  $i \in [13 : 21] \subset \mathcal{A}_2$ , sets  $u_i(j) = 0, \forall j \in [1 : 11]$  and  $s_i = 0$ , from which it identifies that its initial message doesn’t match the majority of other processors’ initial messages and then updates its message as  $w^{(i)} = \phi$ . However, Processor 12 still thinks that its initial message does match the majority of other processors’ initial messages because of the condition  $\mathbf{h}_1^\top \bar{w}_1 = \mathbf{h}_1^\top \bar{w}_2$  and  $\mathbf{h}_{12}^\top \bar{w}_1 = \mathbf{h}_{12}^\top \bar{w}_2$ . This condition implies that  $(y_{12}^{(j)}, y_j^{(j)}) = (y_{12}^{(12)}, y_j^{(12)})$  for any  $j \in \{1\} \cup \mathcal{A}_2$  from the view of Processor 12, and hence results in a “wrong” (i.e., mismatched) output of  $s_{12} = 1$  at Processor 12. In the next phases the effort is to detect errors (mismatched information), mask errors, and identify “trusted” information.

### B. Phase 2: mask errors, and update success indicator and message

Phase 2 has three steps. The goal is to mask errors from the honest processors.

1) *Mask errors identified in the previous phase:* Processor  $i$ ,  $i \in \mathcal{S}_1$ , sets

$$u_i(j) = 0, \quad \forall j \in \mathcal{S}_0. \quad (11)$$

2) *Update and send success indicator:* Processor  $i$ ,  $i \in \mathcal{S}_1$ , updates  $s_i$  as in (9) using updated values of  $\{u_i(1), \dots, u_i(n)\}$ . If the updated value of success indicator is  $s_i = 0$ , then Processor  $i$  sends the updated success indicator of  $s_i = 0$  to others and updates the message as  $\mathbf{w}^{(i)} = \phi$ .

3) *Update  $\mathcal{S}_1$  and  $\mathcal{S}_0$ :* Processor  $i$ ,  $i \in [1 : n]$ , updates the sets of  $\mathcal{S}_1$  and  $\mathcal{S}_0$  as in (10) based on the newly received success indicators  $\{s_i\}_{i=1}^n$ .

**Remark 3.** Since the success indicator  $s_i$  has only 1 bit, the total communication complexity for the second step of Phase 2, denoted by  $b_3$ , is bounded by  $b_3 \leq n(n-1)$  bits.

**Remark 4.** The idea of Phase 2 is to mask errors from honest processors whose initial messages don't match the majority of other processors' initial messages, but could not be detected out in Phase 1 due to the condition as in (5). For the example in Fig. 5, at the second step of Phase 2, Processor 12 updates the message as  $\mathbf{w}^{(12)} = \phi$ . This is because at the second step of Phase 2, from the view of Processor 12, the number of mismatched observations is at least 19, since  $u_{12}(j) = 0, \forall j \in [2 : 11] \cup [13 : 21]$  based on the updated information in (11).

### C. Phase 3: mask errors, update information, and vote

Phase 3 has five steps. The goal is to mask the rest of errors from the honest processors, and then vote for going to next phase or stop in this phase.

1) *Mask errors identified in the previous phase:* Processor  $i$ ,  $i \in \mathcal{S}_1$ , sets

$$u_i(j) = 0, \quad \forall j \in \mathcal{S}_0. \quad (12)$$

2) *Update and send success indicator:* Processor  $i$ ,  $i \in \mathcal{S}_1$ , updates  $s_i$  as in (9) using updated values of  $\{u_i(1), \dots, u_i(n)\}$ . If the updated value of success indicator is  $s_i = 0$ , then Processor  $i$  sends the updated success indicator of  $s_i = 0$  to others and updates the message as  $\mathbf{w}^{(i)} = \phi$ .

3) *Update  $\mathcal{S}_1$  and  $\mathcal{S}_0$ :* Processor  $i$ ,  $i \in [1 : n]$ , updates the sets of  $\mathcal{S}_1$  and  $\mathcal{S}_0$  as in (10) based on the newly received success indicators  $\{s_i\}_{i=1}^n$ .

4) *Vote:* Processor  $i$ ,  $i \in [1 : n]$ , sets a binary vote as

$$v_i = \begin{cases} 1 & \text{if } \sum_{j=1}^n s_j \geq 2t + 1 \\ 0 & \text{else.} \end{cases} \quad (13)$$

The value of  $v_i = 1$  means that Processor  $i$  receives greater than or equal to  $2t + 1$  number of ones from  $n$  success indicators  $\{s_1, s_2, \dots, s_n\}$ . The indicator  $v_i$  can be considered as a vote from Processor  $i$  for going to next phase or stopping in this phase.

5) *One-bit consensus on the  $n$  votes:* In this step the system runs one-bit consensus on the  $n$  votes  $\{v_1, v_2, \dots, v_n\}$  from all processors. By using the one-bit consensus from [34], [35], the correct consensus can be made by using  $O(nt)$  bits of communication complexity, and  $O(t)$  rounds of round complexity, for  $t < n/3$ . If the consensus of the votes  $\{v_1, v_2, \dots, v_n\}$  is 1, then every honest processor *goes to next phase*, else every honest processor sets  $\mathbf{w}^{(i)} = \phi$  and considers it as a final consensus and *stops here*.

**Remark 5.** Since  $s_i$  has only 1 bit, the total communication complexity for the second step of Phase 3, denoted by  $b_4$ , is bounded by  $b_4 \leq n(n-1)$  bits.

**Remark 6.** The one-bit consensus from [34], [35] ensures that: (a) every honest processor eventually outputs a consensus value; (b) all honest processors should have the same consensus output; (c) if all honest processors have the same vote then the consensus should be the same as the vote of the honest processors. Since we run the one-bit consensus from [34], [35], the total communication complexity for

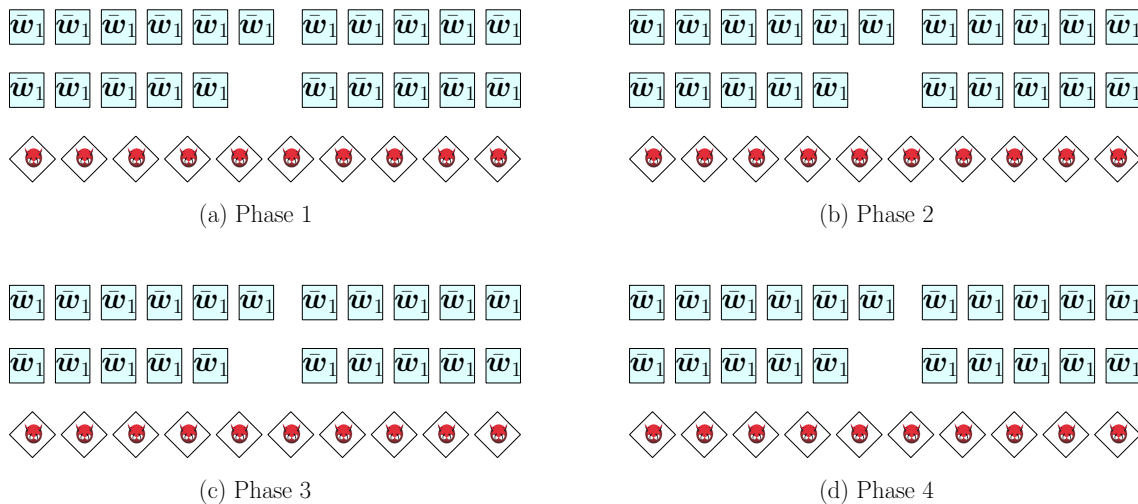


Fig. 6. Illustration of COOL addressing the issue described in Section IV-C1, with  $(t = 10, n = 31)$ . The light-cyan square nodes refer to the honest processors, while the rest nodes refer to the dishonest processors. In this example, all honest processors have the same initial message as  $\bar{w}_1$ . In each phase, the value inside each honest node denotes the value of its updated message. In each phase all honest processors output the same updated message as  $\bar{w}_1$ , no matter what information is sent from the dishonest processors. Eventually all honest processors make the same consensus output, which is validated.

the last step of Phase 3, denoted by  $b_5$ , is  $b_5 = O(nt)$  bits, while the round complexity of this step is  $O(t)$  rounds, which dominates the total round complexity of the proposed protocol.

**Remark 7.** The goal of the first two steps of Phase 3 is to mask the remaining errors, if any, from honest processors whose initial messages don't match the majority of other processors' initial messages, but could not be detected out in the previous phases. As it will be shown in the protocol analysis in the next section, these two steps, together with the steps in the previous phases, guarantee that at the end of Phase 3 there exists *at most* 1 group of honest processors, where the honest processors within this group have the same *non-empty* updated message, and the honest processors outside this group have the same *empty* updated message (i.e., equal to the default value  $\phi$ ).

#### D. Phase 4: identify trusted information and make consensus

This phase is taken place only when one-bit consensus of the votes  $\{v_1, v_2, \dots, v_n\}$  is 1. This phase has four steps.

1) *Update information with majority rule:* Processor  $i$ ,  $i \in \mathcal{S}_0$ , updates the value of  $y_i^{(i)}$  as

$$y_i^{(i)} \leftarrow \text{Majority}(\{y_i^{(j)} : j \in \mathcal{S}_1\}) \quad (14)$$

where the symbols of  $y_i^{(j)}$  were received in Phase 1.  $\text{Majority}(\bullet)$  is a function that returns the most frequent value in the list, based on majority rule. For example,  $\text{Majority}(1, 2, 2) = 2$ .

2) *Broadcast updated information:* Processor  $i$ ,  $i \in \mathcal{S}_0$ , sends the updated value of  $y_i^{(i)}$  to Processor  $j$ ,  $\forall j \in \mathcal{S}_0, j \neq i$ .

3) *Decode the message:* Processor  $i$ ,  $i \in \mathcal{S}_0$ , decodes its message using the observations  $\{y_1^{(1)}, y_2^{(2)}, \dots, y_n^{(n)}\}$ , where  $\{y_j^{(j)} : j \in \mathcal{S}_0\}$  were updated and received in this phase and  $\{y_j^{(j)} : j \in \mathcal{S}_1\}$  were received in the Phase 1. The value of  $w^{(i)}$  is updated as the decoded message at Processor  $i$ ,  $i \in \mathcal{S}_0$ . For Processor  $i$ ,  $i \in \mathcal{S}_1$ , it keeps the original value of  $w^{(i)}$ .

4) *Stop:* Processor  $i$ ,  $i \in [1 : n]$ , outputs consensus as the message  $w^{(i)}$  and stops.

**Remark 8.** Since  $y_i^{(i)}$  has only  $c$  bits, the total communication complexity for the second step of Phase 4, denoted by  $b_6$ , is upper bounded by  $b_6 \leq cn(n - 1)$  bits.

**Remark 9.** The idea of Phase 4 is to identify “trusted” information from the set of honest processors whose initial messages match the majority of other processors’ initial messages. In this way, the set of honest processors whose initial messages don’t match the majority of other processors’ initial messages could calibrate and update their information. In some scenarios, the protocol could terminate at Phase 3, depending on the information sent from dishonest processors. In any scenario, all honest processors eventually make the same consensus output. For the example in Fig. 5, since the size of  $\mathcal{A}_1$  is bigger than the size of  $\mathcal{F}$ , it guarantees that Group  $\mathcal{A}_2$  could calibrate and update their information successfully in the first step of Phase 4, eventually making the same consensus output as Group  $\mathcal{A}_1$ .

**Remark 10.** Fig. 6 depicts another example of COOL, addressing the issue described in Section IV-C1. In this example, all honest processors have the same initial message as  $\bar{w}_1$ . In each phase all honest processors output the same message as  $\bar{w}_1$ , no matter what information sent by the dishonest processors. All honest processors eventually make the consistent and validated consensus outputs.

### E. Provable performance of COOL

For the proposed COOL, the provable performance is summarized in the following lemmas.

**Lemma 1.** *COOL achieves the consensus on an  $\ell$ -bit message with the resilience of  $n \geq 3t + 1$ , the round complexity of  $O(t)$  rounds, and the communication complexity of  $O(\max\{n\ell, nt \log t\})$  bits.*

*Proof.* The proposed COOL achieves the consensus on an  $\ell$ -bit message as long as  $n \geq 3t + 1$  (see Lemma 2). For the proposed COOL, the total communication complexity, denoted by  $b$ , is computed as

$$\begin{aligned}
 b &= \sum_{i=1}^6 b_i \\
 &= O(cn(n-1) + n^2) \\
 &= O\left(\left\lceil \frac{\max\{\ell, (t/5+1) \cdot \log(n+1)\}}{\lfloor \frac{t}{5} \rfloor + 1} \right\rceil \cdot n(n-1) + n^2\right) \\
 &= O(\max\{\ell/t, \log n\} \cdot n(n-1) + n^2) \\
 &= O(\max\{\ell n^2/t, n^2 \log n\}) \quad \text{bits}
 \end{aligned}$$

where  $b_1, b_2, \dots, b_6$  are expressed in Remarks 1, 3, 5, 6 and 8, and the parameters  $c$  and  $k$  are defined in (6), i.e.,  $k = \lfloor \frac{t}{5} \rfloor + 1$  and  $c = \lceil \frac{\max\{\ell, (t/5+1) \cdot \log(n+1)\}}{k} \rceil$ . In the description of the proposed protocol,  $t$  is considered such that  $t \leq (n-1)/3$  and  $t = \Omega(n)$ . In this case, the total communication complexity computed as above can be rewritten in the form of

$$b = O(\max\{\ell n, nt \log t\}) \quad \text{bits.}$$

If  $t$  is relatively small, we can simply randomly select  $n' \triangleq 3t + 1$  processors for running the consensus as described in the proposed protocol (just replacing  $n$  with  $n'$ , and replacing  $c$  with  $c' \triangleq \lceil \frac{\max\{\ell, (t/5+1) \cdot \log(n'+1)\}}{k} \rceil$ ). After the consensus, those selected  $n'$  processors will send the coded information of the agreed message to the rest of the processors, in a way that each of the selected  $n'$  processors sends a coded message with  $c'$  bits (like in Phase 1). The proposed protocol guarantees that the consensus among the selected  $n'$  processors satisfies termination, consistency and validity conditions. After the consensus, the  $n'$  processors uses  $(n', k)$  error correction code as described in Phase 1 to send the agreed message to each of the rest of the processors, where  $k$  keeps the same form as in (6), i.e.,  $k = \lfloor \frac{t}{5} \rfloor + 1$ . In this communication, each selected processor just sends  $c'$  bits of information coded from the agreed message, that is,  $\mathbf{h}_i^T \bar{\mathbf{w}}$ , where  $i$  belongs to the set of indices of the selected  $n'$  processors, and



$\bar{w}$  denotes the agreed message. The communication complexity in this step is  $n'(n - n')c'$  bits. In this scenario, the total communication complexity is

$$\begin{aligned}
b &= \sum_{i=1}^6 b'_i + n'(n - n')c' \\
&= O(c'n'(n' - 1) + n'^2) + n'(n - n')c' \\
&= O(c't^2 + t^2) + O(t(n - t)c') \\
&= O(c't^2 + t^2 + t(n - t)c') \\
&= O(c'nt + t^2) \\
&= O(\max\{\ell/t, \log n'\}nt + t^2) \\
&= O(\max\{\ell n, nt \log n'\}) \\
&= O(\max\{\ell n, nt \log t\}) \text{ bits}
\end{aligned}$$

where  $b'_i$  has the same form as  $b_i$  (see Remarks 1, 3, 5, 6 and 8) but in the expression of  $b'_i$ , the parameter  $n$  is replaced with  $n'$  and  $c$  is replaced with  $c'$ , for  $i \in \{1, 2, \dots, 6\}$ . Recall that  $n' = 3t + 1$ ,  $c' = \lceil \frac{\max\{\ell, (t/5+1) \cdot \log(n'+1)\}}{k} \rceil$ , and  $k = \lfloor \frac{t}{5} \rfloor + 1$ .

Thus, by combining the above two cases, it is concluded that the total communication complexity of COOL is

$$b = O(\max\{\ell n, nt \log t\}) \text{ bits.}$$

For the proposed protocol, the round complexity is dominated by the round complexity of the one-bit consensus in Phase 3, which is  $O(t)$  rounds. Therefore, the round complexity of the proposed protocol is  $O(t)$  rounds.  $\square$

**Lemma 2.** *For  $n \geq 3t+1$ , the proposed COOL is an error-free BA protocol, i.e., it satisfies the termination, consistency and validity conditions in all executions.*

*Proof.* The proof of Lemma 2 borrows tools from coding theory, graph theory and linear algebra, with key steps given below.

- Given  $n \geq 3t + 1$ , and given the parameter  $k$  designed in (6), at the end of Phase 3 there exists *at most* 1 group of honest processors, where the honest processors within this group have the same non-empty updated message (like  $\mathcal{A}_1$  in Fig. 5), and the honest processors outside this group have the same empty updated message (like  $\mathcal{A}_2$  in Fig. 5).
- Given  $n \geq 3t + 1$ , when the protocol stops at Phase 3, it is happened only when the honest processors have inconsistent initial messages, and eventually they have the same consensus output  $\phi$ .
- Given  $n \geq 3t + 1$ , when the protocol goes to Phase 4, it is ensured that there exists *exactly* 1 group of honest processors having the same non-empty updated message (like  $\mathcal{A}_1$  in Fig. 5), and the size of this group is at least  $t + 1$ . This makes sure that the messages of the rest of the honest processors (like  $\mathcal{A}_2$  in Fig. 5) can be calibrated, in the presence of inconsistent information sent from dishonest processors. In this way, all honest processors eventually have the same consensus output.
- Given  $n \geq 3t + 1$ , if all honest processors have the same initial message, it is guaranteed that they will go to Phase 4 and have the validated consensus output.

Specifically, the proof of Lemma 2 will use the following lemmas whose proofs are provided in Section VI.

**Lemma 3.** *Given  $n \geq 3t + 1$ , at the end of Phase 3 of COOL there exists at most 1 group of honest processors, where the honest processors within this group have the same non-empty updated message, and the honest processors outside this group have the same empty updated message.*

*Proof.* See Section VI-F. Proving this lemma is the most important step in the protocol analysis. The proof borrows tools from coding theory, graph theory and linear algebra.  $\square$

**Lemma 4.** *Given  $n \geq 3t + 1$ , all honest processors reach the same agreement in COOL.*

*Proof.* See Section VI-G.  $\square$

**Lemma 5.** *Given  $n \geq 3t + 1$ , if all honest processors have the same initial message, then at the end of COOL all honest processors agree on this initial message.*

*Proof.* See Section VI-H.  $\square$

**Lemma 6.** *Given  $n \geq 3t + 1$ , all honest processors eventually output messages and terminate in COOL.*

*Proof.* See Section VI-I.  $\square$

From Lemmas 4-6 it reveals that, given  $n \geq 3t + 1$ , the consistency, validity and termination conditions are all satisfied in COOL, which completes the proof of Lemma 2. The above Lemma 3 is used for the proofs of Lemmas 4-6.  $\square$

Note that Lemma 2 holds true without using any assumptions on the cryptographic technique such as signatures, hashing, authentication and secret sharing, which implies that COOL is a *signature-free* protocol. Lemma 2 also holds true even when the adversary, who takes full control over the dishonest processors, has unbounded computational power, which implies that COOL is an *information-theoretic-secure* protocol. The results of Lemma 1 and Lemma 2 serve as the achievability proof of Theorem 1.

From the proposed COOL, it reveals that *coding* is an effective approach for solving the BA problem. In a nutshell, carefully-crafted error correction codes provide an efficient way of exchanging “compressed” information among distributed nodes, while keeping the ability of detecting errors, masking errors, and making a consistent and validated agreement at honest distributed nodes.

TABLE III  
SUMMARY OF SOME NOTATIONS FOR THE PROPOSED COOL.

notation	interpretation
$k$	error correction code parameter (see (6))
$c$	error correction code parameter (see (6))
$w_i$	initial message at Processor $i$
$w^{(i)}$	updated or decoded message at Processor $i$
$h_i$	an encoding vector defined as in (4)
$y_j^{(i)}$	a value encoded with $h_j$ and updated message $w^{(i)}$ of Processor $i$ (see (7))
$u_i(j)$	a link indicator for Processor $i$ and Processor $j$ (see (8))
$s_i$	a success indicator at Processor $i$ (see (9))
$\mathcal{S}_1$	a set of indices of success indicators $\{s_1, s_2, \dots, s_n\}$ whose values are ones (see (10))
$\mathcal{S}_0$	a set of indices of success indicators $\{s_1, s_2, \dots, s_n\}$ whose values are zeros (see (10))
$v_i$	a vote from Processor $i$ for going to next phase or stopping in the current phase (see (13))

---

**Algorithm 1 : COOL protocol, code for Processor  $i$ ,  $i \in [1 : n]$** 


---

1: Initially set  $\mathbf{w}^{(i)} = \mathbf{w}_i$ . *// Set the initial value of  $\mathbf{w}^{(i)}$*

2: Processor  $i$  encodes its message into  $n$  symbols as  $y_j^{(i)} \triangleq \mathbf{h}_j^\top \mathbf{w}_i$ ,  $j \in [1 : n]$ . *// Encoding*

**Phase 1**

3: Processor  $i$  sends  $(y_j^{(i)}, y_i^{(i)})$  to Processor  $j$ ,  $\forall j \in [1 : n], j \neq i$ . *// Exchange coded symbols*

4: **for**  $j = 1 : n$  **do** *// Update link indicator*

5:     **if**  $((y_i^{(j)}, y_j^{(j)}) == (y_i^{(i)}, y_j^{(i)}))$  **then**

6:         Processor  $i$  sets  $u_i(j) = 1$ .

7:     **else**

8:         Processor  $i$  sets  $u_i(j) = 0$ .

9: **if**  $(\sum_{j=1}^n u_i(j) \geq n - t)$  **then** *// Update success indicator and message*

10:     Processor  $i$  sets its success indicator as  $s_i = 1$ .

11: **else**

12:     Processor  $i$  sets  $s_i = 0$  and  $\mathbf{w}^{(i)} = \phi$ .

13: Processor  $i$  sends the value of  $s_i$  to all other processors. *// Exchange success indicators*

14: Processor  $i$  creates the sets  $\mathcal{S}_p = \{j : s_j = p, j \in [1 : n]\}$ ,  $p \in \{0, 1\}$ , based on received  $\{s_j\}_{j=1}^n$ .

**Phase 2**

15: **if**  $(s_i == 1)$  **then**

16:     Processor  $i$  sets  $u_i(j) = 0, \forall j \in \mathcal{S}_0$ . *// Mask identified errors*

17:     **if**  $(\sum_{j=1}^n u_i(j) < n - t)$  **then**

18:         Processor  $i$  sets  $s_i = 0$  and  $\mathbf{w}^{(i)} = \phi$ . *// Update success indicator and message*

19:         Processor  $i$  sends the value of  $s_i$  to all other processors. *// Exchange success indicators*

20: Processor  $i$  updates  $\mathcal{S}_0$  and  $\mathcal{S}_1$  based on the newly received success indicators.

**Phase 3**

21: **if**  $(s_i == 1)$  **then**

22:     Processor  $i$  sets  $u_i(j) = 0, \forall j \in \mathcal{S}_0$ . *// Mask identified errors*

23:     **if**  $(\sum_{j=1}^n u_i(j) < n - t)$  **then**

24:         Processor  $i$  sets  $s_i = 0$  and  $\mathbf{w}^{(i)} = \phi$ . *// Update success indicator and message*

25:         Processor  $i$  sends the value of  $s_i$  to all other processors. *// Exchange success indicators*

26: Processor  $i$  updates  $\mathcal{S}_0$  and  $\mathcal{S}_1$  based on the newly received success indicators.

27: **if**  $(\sum_{j=1}^n s_j \geq 2t + 1)$  **then** *// Vote*

28:     Processor  $i$  sets the binary vote as  $v_i = 1$ .

29: **else**

30:     Processor  $i$  sets the binary vote as  $v_i = 0$ .

31: Processor  $i$  runs the one-bit consensus with all other processors on the  $n$  votes  $\{v_1, v_2, \dots, v_n\}$ , by using the one-bit consensus protocol from [34], [35]. *// One-bit consensus on the  $n$  votes*

32: **if** (the consensus of the votes  $\{v_1, v_2, \dots, v_n\}$  is 1) **then**

33:     Processor  $i$  goes to next phase.

34: **else**

35:     Processor  $i$  sets  $\mathbf{w}^{(i)} = \phi$  and considers it as a final consensus and stops here.

**Phase 4**

36: **if**  $(s_i == 0)$  **then**

37:     Processor  $i$  updates  $y_i^{(i)} \leftarrow \text{Majority}(\{y_i^{(j)} : s_j = 1, j \in [1 : n]\})$ . *// Update with majority rule*

38:     Processor  $i$  sends updated  $y_i^{(i)}$  to Processor  $j$ ,  $\forall j \in \mathcal{S}_0, j \neq i$ . *// Broadcast updated information*

39:     Processor  $i$  decodes message with new observations  $\{y_1^{(1)}, \dots, y_n^{(n)}\}$  and updates  $\mathbf{w}^{(i)}$ . *// Decode*

40: Processor  $i$  outputs consensus as the updated message  $\mathbf{w}^{(i)}$  and stops. *// Stop*

---

## VI. ANALYSIS ON TERMINATION, CONSISTENCY AND VALIDITY PROPERTIES OF COOL

In this section we will provide analysis on the termination, consistency and validity properties of the proposed COOL. Specifically, we will prove Lemmas 3-6, by borrowing tools from coding theory, graph theory and linear algebra. Before proving Lemmas 3-6, we will first define network groups in Section VI-A, and provide Lemmas 7-10 in Sections VI-B-VI-E, which will be used in the analysis.

### A. Groups in network

At first we will define some groups of processors in the  $n$ -processor network, which will help us analyze the proposed protocol. The group definition is based on the values of the initial messages and the values of the success indicators  $\{s_i\}_{i=1}^n$ . Note that the value of  $s_i$  could be updated in Phase 1, Phase 2 and Phase 3. For the ease of notation, let us use  $s_i^{[1]}$ ,  $s_i^{[2]}$  and  $s_i^{[3]}$  to denote the values of  $s_i$  updated in Phase 1, Phase 2 and Phase 3, respectively. Similarly, let us use  $u_i^{[1]}(j)$ ,  $u_i^{[2]}(j)$  and  $u_i^{[3]}(j)$  to denote the values of  $u_i(j)$  updated in Phase 1, Phase 2 and Phase 3, respectively. Let us first define Group  $\mathcal{F}$  as the indices of all of the dishonest processors, for  $|\mathcal{F}| = t$ . Let us then define some groups of honest processors as

$$\mathcal{A}_l \triangleq \{i : \mathbf{w}_i = \bar{\mathbf{w}}_l, i \notin \mathcal{F}, i \in [1 : n]\}, \quad l \in [1 : \eta] \quad (15)$$

$$\mathcal{A}_l^{[1]} \triangleq \{i : s_i^{[1]} = 1, \mathbf{w}_i = \bar{\mathbf{w}}_l, i \notin \mathcal{F}, i \in [1 : n]\}, \quad l \in [1 : \eta^{[1]}] \quad (16)$$

$$\mathcal{A}_l^{[2]} \triangleq \{i : s_i^{[2]} = 1, \mathbf{w}_i = \bar{\mathbf{w}}_l, i \notin \mathcal{F}, i \in [1 : n]\}, \quad l \in [1 : \eta^{[2]}] \quad (17)$$

$$\mathcal{A}_l^{[3]} \triangleq \{i : s_i^{[3]} = 1, \mathbf{w}_i = \bar{\mathbf{w}}_l, i \notin \mathcal{F}, i \in [1 : n]\}, \quad l \in [1 : \eta^{[3]}] \quad (18)$$

for some different non-empty  $\ell$ -bit values  $\bar{\mathbf{w}}_1, \bar{\mathbf{w}}_2, \dots, \bar{\mathbf{w}}_\eta$  and some non-negative integers  $\eta, \eta^{[1]}, \eta^{[2]}, \eta^{[3]}$  such that  $\eta^{[3]} \leq \eta^{[2]} \leq \eta^{[1]} \leq \eta$ . The above definition implies that Group  $\mathcal{A}_l$  is a subset of honest processors who have the same value of initial messages.  $\mathcal{A}_l^{[1]}$  is a subset of  $\mathcal{A}_l$  who have the same non-empty value of updated messages at the end of Phase 1. Note that at the end of Phase 1, if the updated message of honest Processor  $i$  is non-empty, then it implies that its updated message remains the same as the initial message and that  $s_i^{[1]} = 1$ . Similarly,  $\mathcal{A}_l^{[2]}$  is a subset of  $\mathcal{A}_l^{[1]}$  who have the same non-empty value of updated messages at the end of Phase 2 for  $l \in [1 : \eta^{[2]}]$ , while  $\mathcal{A}_l^{[3]}$  is a subset of  $\mathcal{A}_l^{[2]}$  who have the same non-empty value of updated messages at the end of Phase 3 for  $l \in [1 : \eta^{[3]}]$ . In our setting, when  $1 \leq \eta^{[3]} \leq \eta^{[2]} \leq \eta^{[1]} \leq \eta$ , the sets  $\mathcal{A}_l, \mathcal{A}_{l_1}^{[1]}, \mathcal{A}_{l_2}^{[2]}, \mathcal{A}_{l_3}^{[3]}$  defined in (15)-(17) are all non-empty for any  $l \in [1 : \eta], l_1 \in [1 : \eta^{[1]}], l_2 \in [1 : \eta^{[2]}], l_3 \in [1 : \eta^{[3]}]$ . One example of the  $n$ -processor network is provided in Fig. 7.

Based on our definition, it holds true that

$$\sum_{l=1}^{\eta} |\mathcal{A}_l| + |\mathcal{F}| = n. \quad (19)$$

Let us also define  $\mathcal{B}^{[p]}$  as

$$\mathcal{B}^{[p]} \triangleq \{i : s_i^{[p]} = 0, i \notin \mathcal{F}, i \in [1 : n]\}, \quad p \in \{1, 2, 3\}. \quad (20)$$

Based on our definitions, it holds true that

$$\sum_{l=1}^{\eta^{[p]}} |\mathcal{A}_l^{[p]}| + |\mathcal{B}^{[p]}| + |\mathcal{F}| = n, \quad p \in \{1, 2, 3\}. \quad (21)$$

For some  $i \in \mathcal{A}_l$ , the equality of  $\mathbf{h}_i^\top \bar{\mathbf{w}}_l = \mathbf{h}_i^\top \bar{\mathbf{w}}_j$  might be satisfied for some  $j$  and  $l$ . With this motivation, Group  $\mathcal{A}_l$  can be further divided into some (possibly overlapping) sub-groups defined as

$$\mathcal{A}_{l,j} \triangleq \{i : i \in \mathcal{A}_l, \mathbf{h}_i^\top \bar{\mathbf{w}}_l = \mathbf{h}_i^\top \bar{\mathbf{w}}_j\}, \quad j \neq l, j, l \in [1 : \eta] \quad (22)$$

$$\mathcal{A}_{l,l} \triangleq \mathcal{A}_l \setminus \{\cup_{j=1, j \neq l}^{\eta} \mathcal{A}_{l,j}\}, \quad l \in [1 : \eta]. \quad (23)$$

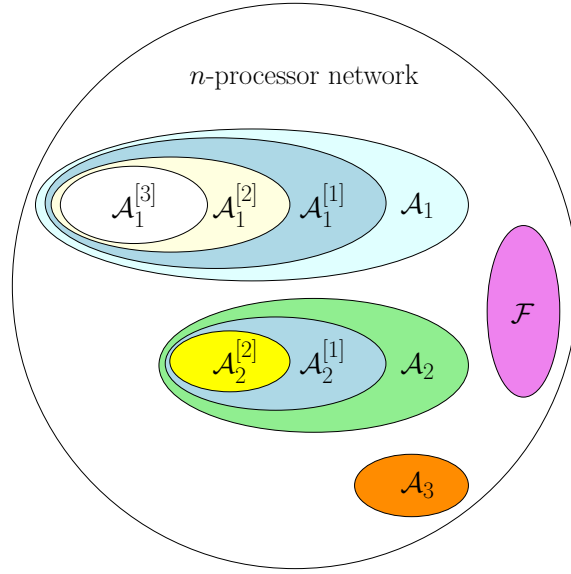


Fig. 7. One example of  $n$ -processor network with  $(\eta = 3, \eta^{[1]} = \eta^{[2]} = 2, \eta^{[3]} = 1)$ , where  $\mathcal{A}_1^{[3]} \subseteq \mathcal{A}_1^{[2]} \subseteq \mathcal{A}_1^{[1]} \subseteq \mathcal{A}_1$  and  $\mathcal{A}_2^{[2]} \subseteq \mathcal{A}_2^{[1]} \subseteq \mathcal{A}_2$ .

Similarly, Group  $\mathcal{A}_l^{[p]}$  can be further divided into some sub-groups defined as

$$\mathcal{A}_{l,j}^{[p]} \triangleq \{i : i \in \mathcal{A}_l^{[p]}, \mathbf{h}_i^\top \bar{\mathbf{w}}_l = \mathbf{h}_i^\top \bar{\mathbf{w}}_j\}, \quad j \neq l, \quad j, l \in [1 : \eta^{[p]}] \quad (24)$$

$$\mathcal{A}_{l,l}^{[p]} \triangleq \mathcal{A}_l^{[p]} \setminus \{\cup_{j=1, j \neq l}^{\eta^{[p]}} \mathcal{A}_{l,j}^{[p]}\}, \quad l \in [1 : \eta^{[p]}]. \quad (25)$$

for  $p \in \{1, 2, 3\}$ .

### B. Lemma 7 and its proof

In this sub-section we provide Lemma 7 that will be used later for the analysis of the proposed protocol.

**Lemma 7.** For  $\mathcal{A}_{l,j}$  and  $\mathcal{A}_{l,j}^{[1]}$  defined in (22) and (24), and for  $\eta \geq \eta^{[1]} \geq 2$ , the following inequalities hold true

$$|\mathcal{A}_{l,j}| + |\mathcal{A}_{j,l}| < k, \quad \forall j \neq l, \quad j, l \in [1 : \eta] \quad (26)$$

$$|\mathcal{A}_{l,j}^{[1]}| + |\mathcal{A}_{j,l}^{[1]}| < k, \quad \forall j \neq l, \quad j, l \in [1 : \eta^{[1]}] \quad (27)$$

where  $k$  is defined in (6).

*Proof.* The proof of Lemma 7 borrows tool from linear algebra. We will focus on the proof of (26), as the proof of (27) is very similar. The proof will use the fact that

$$\bar{\mathbf{w}}_l - \bar{\mathbf{w}}_j \neq \mathbf{0}, \quad \forall j \neq l, \quad j, l \in [1 : \eta] \quad (28)$$

as well as the fact that

$$\mathbf{h}_i^\top (\bar{\mathbf{w}}_l - \bar{\mathbf{w}}_j) = \mathbf{0} \quad \forall i \in \mathcal{A}_{l,j} \cup \mathcal{A}_{j,l}, \quad j \neq l, \quad l, j \in [1 : \eta] \quad (29)$$

which follows from the definition of  $\mathcal{A}_{l,j}$  in (22). Let us define  $\mathbf{H}_{l,j}$  as an  $|\mathcal{A}_{l,j}| \times k$  matrix such that

$$\mathbf{H}_{l,j} \triangleq \begin{bmatrix} \mathbf{h}_{i_1}^\top \\ \mathbf{h}_{i_2}^\top \\ \vdots \\ \mathbf{h}_{i_{|\mathcal{A}_{l,j}|}}^\top \end{bmatrix} \quad \text{for } i_1, i_2, \dots, i_{|\mathcal{A}_{l,j}|} \in \mathcal{A}_{l,j}, \quad i_1 < i_2 < \dots < i_{|\mathcal{A}_{l,j}|} \quad (30)$$

for  $j \neq l$ ,  $l, j \in [1 : \eta]$ . Note that  $\mathbf{H}_{l,j}$  is full rank, based on the definition of  $\mathbf{h}_i$  as in (4). This is because any matrix, whose rows are different and generated as in (4), is full rank. From (29) and (30), it implies that the following equality holds true that

$$\begin{bmatrix} \mathbf{H}_{l,j} \\ \mathbf{H}_{j,l} \end{bmatrix} (\bar{\mathbf{w}}_l - \bar{\mathbf{w}}_j) = \mathbf{0}. \quad (31)$$

Note that  $\begin{bmatrix} \mathbf{H}_{l,j} \\ \mathbf{H}_{j,l} \end{bmatrix}$  is a full rank matrix, based on the definition of  $\mathbf{h}_i$  as in (4) and the fact of  $\mathcal{A}_{l,j} \cap \mathcal{A}_{j,l} = \phi$  for  $j \neq l$ . The fact of  $\mathcal{A}_{l,j} \cap \mathcal{A}_{j,l} = \phi$  results from the identities of  $\mathcal{A}_{l,j} \subseteq \mathcal{A}_l$ ,  $\mathcal{A}_{j,l} \subseteq \mathcal{A}_j$  and  $\mathcal{A}_j \cap \mathcal{A}_l = \phi$  for  $j \neq l$ . This fact implies that every row of  $\mathbf{H}_{l,j}$  is different from every row of  $\mathbf{H}_{j,l}$  for  $j \neq l$ , where the rows of those two matrices are generated as in (4).

Based on the definition in (30), the dimension of the matrix  $\begin{bmatrix} \mathbf{H}_{l,j} \\ \mathbf{H}_{j,l} \end{bmatrix}$  is  $(|\mathcal{A}_{l,j}| + |\mathcal{A}_{j,l}|) \times k$ . For the equality of (31), by combining the fact that  $\bar{\mathbf{w}}_l - \bar{\mathbf{w}}_j \neq \mathbf{0}$  (see (28)) and the fact that the  $(|\mathcal{A}_{l,j}| + |\mathcal{A}_{j,l}|) \times k$  matrix  $\begin{bmatrix} \mathbf{H}_{l,j} \\ \mathbf{H}_{j,l} \end{bmatrix}$  is full rank, we can conclude that the following inequality must hold true

$$|\mathcal{A}_{l,j}| + |\mathcal{A}_{j,l}| < k, \quad j \neq l, l, j \in [1 : \eta] \quad (32)$$

otherwise we have  $\bar{\mathbf{w}}_l - \bar{\mathbf{w}}_j = \mathbf{0}$ , which contradicts with the fact in (28). At this point we complete the proof of (26), as well as the proof of (27) by replacing  $\mathcal{A}_{l,j}$  and  $\mathcal{A}_{j,l}$  with  $\mathcal{A}_{l,j}^{[1]}$  and  $\mathcal{A}_{j,l}^{[1]}$  respectively.  $\square$

### C. Lemma 8 and its proof

By using graph theory we will derive a lemma that will be used later for the analysis of the proposed protocol. Let us consider a graph  $G = (\mathcal{P}, \mathcal{E})$ , where  $\mathcal{P}$  includes  $n - t$  vertices,  $\mathcal{P} = [1 : n - t]$ , and  $\mathcal{E}$  is a set of edges. For this graph, we consider a given vertex  $i^*$  for  $i^* \in \mathcal{P}$ , and a set of vertices  $\mathcal{C}$  for  $\mathcal{C} \subseteq \mathcal{P} \setminus \{i^*\}$  and  $|\mathcal{C}| \geq n - 2t - 1$ , such that each vertex in  $\mathcal{C}$  is connected with at least  $n - 2t$  edges and one of the edges is connected to vertex  $i^*$ . In our setting, a loop connecting to itself is also counted as an edge. We use  $E_{i,j} = 1$  (resp.  $E_{i,j} = 0$ ) to indicate that there is an edge (resp. no edge) between vertex  $i$  and vertex  $j$ , for  $E_{i,j} = E_{j,i}, \forall i, j \in \mathcal{P}$ . Mathematically, for the graph  $G = (\mathcal{P}, \mathcal{E})$  we considered, there exists a set  $\mathcal{C} \subseteq \mathcal{P} \setminus \{i^*\}$  such that the following conditions are satisfied:

$$E_{i,i^*} = 1 \quad \forall i \in \mathcal{C} \quad (33)$$

$$\sum_{j \in \mathcal{P}} E_{i,j} \geq n - 2t \quad \forall i \in \mathcal{C} \quad (34)$$

$$|\mathcal{C}| \geq n - 2t - 1 \quad (35)$$

for a given  $i^* \in \mathcal{P} = [1 : n - t]$ .

For the graph  $G = (\mathcal{P}, \mathcal{E})$  defined as above, let  $\mathcal{D} \subseteq \mathcal{P}$  denote the set of vertices such that each vertex in  $\mathcal{D}$  is connected with at least  $k$  vertices in  $\mathcal{C}$ , that is,

$$\mathcal{D} \triangleq \left\{ i : \sum_{j \in \mathcal{C}} E_{i,j} \geq k, i \in \mathcal{P} \setminus \{i^*\} \right\} \quad (36)$$

where  $k$  is defined in (6). One example of the graph  $G = (\mathcal{P}, \mathcal{E})$  is depicted in Fig. 8 and a three-layer representation of this graph is provided in Fig. 9. For the graph  $G = (\mathcal{P}, \mathcal{E})$  defined as above, the following lemma provides a result on bounding the size of  $\mathcal{D}$ .

**Lemma 8.** *For any graph  $G = (\mathcal{P}, \mathcal{E})$  specified by (33)-(35) and for the set  $\mathcal{D} \subseteq \mathcal{P}$  defined by (36), and given  $n \geq 3t + 1$ , it holds true that*

$$|\mathcal{D}| \geq n - 9t/4 - 1. \quad (37)$$



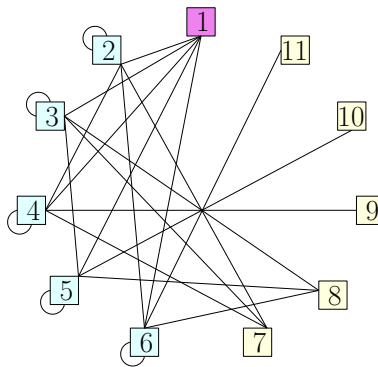


Fig. 8. One example of the graph  $G = (\mathcal{P}, \mathcal{E})$  with  $(t = 5, n = 16)$ ,  $\mathcal{P} = [1 : 11]$ ,  $i^* = 1$ ,  $\mathcal{C} = \{2, 3, 4, 5, 6\}$ ,  $k = 2$  and  $\mathcal{D} = \{2, 3, 4, 5, 6, 7, 8\}$ .

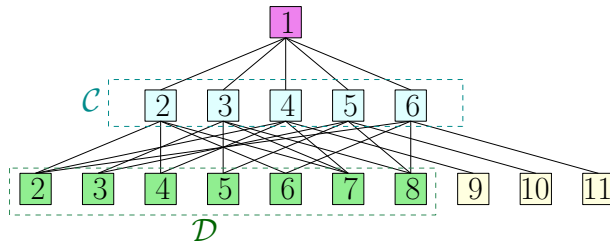


Fig. 9. A three-layer representation of the graph  $G = (\mathcal{P}, \mathcal{E})$  appeared in Fig. 8, for  $(t = 5, n = 16)$ ,  $\mathcal{P} = [1 : 11]$ ,  $i^* = 1$ ,  $\mathcal{C} = \{2, 3, 4, 5, 6\}$ ,  $k = 2$  and  $\mathcal{D} = \{2, 3, 4, 5, 6, 7, 8\}$ .

*Proof.* For a graph  $G = (\mathcal{P}, \mathcal{E})$  specified by (33)-(35), there exists the following number of edges connected between  $\mathcal{C}$  and  $\mathcal{P} \setminus \{i^*\}$

$$m_e \triangleq \sum_{i \in \mathcal{C}} \sum_{j \in \mathcal{P} \setminus \{i^*\}} E_{i,j} \quad (38)$$

which is bounded by

$$m_e \geq |\mathcal{C}| \cdot (n - 2t - 1) \quad (39)$$

based on (33)-(34). For those  $m_e$  edges connected between  $\mathcal{C}$  and  $\mathcal{P} \setminus \{i^*\}$ , it holds true that any vertex  $j \in \mathcal{P} \setminus \{i^*\}$  can have at most  $|\mathcal{C}|$  edges, that is,

$$\sum_{i \in \mathcal{C}} E_{i,j} \leq |\mathcal{C}|, \quad \forall j \in \mathcal{P} \setminus \{i^*\}. \quad (40)$$

To bound the size of  $\mathcal{D}$  that is defined by (36), we will consider an extreme scenario that has the minimum size of  $\mathcal{D}$ . Recall that each vertex in  $\mathcal{D}$  is connected with at least  $k$ , but at most  $|\mathcal{C}|$ , vertices in  $\mathcal{C}$ . Also recall that, for a given graph  $G = (\mathcal{P}, \mathcal{E})$  satisfying (33)-(35), it has  $m_e$  edges connected from  $\mathcal{C}$  to  $\mathcal{P} \setminus \{i^*\}$  (see (38)). When these  $m_e$  edges are connected from  $\mathcal{C}$  to  $\mathcal{P} \setminus \{i^*\}$  in some different ways, it might result in some different graph scenarios, each graph scenario with a different size of  $\mathcal{D}$  — these graph scenarios have the same  $\mathcal{C}$  and have the same  $m_e$  number of edges connected from  $\mathcal{C}$  to  $\mathcal{P} \setminus \{i^*\}$  but have different sizes of  $\mathcal{D}$ . Therefore, minimizing the size of  $\mathcal{D}$  is a game of allocating these  $m_e$  edges connected from  $\mathcal{C}$  to  $\mathcal{P} \setminus \{i^*\}$ . We argue that, given the same  $\mathcal{C}$  and the same  $m_e$  number of edges connected from  $\mathcal{C}$  to  $\mathcal{P} \setminus \{i^*\}$ , the extreme scenario satisfying the following conditions has the minimum size of  $\mathcal{D}$ :

- Condition (a): Every vertex in  $\{\mathcal{P} \setminus \{i^*\}\} \setminus \mathcal{D}$  is connected with  $k - 1$  vertices in  $\mathcal{C}$ . Assume that there exists one scenario with the minimum size of  $\mathcal{D}$  such that Condition (a) is not satisfied, i.e., at least one vertex in  $\{\mathcal{P} \setminus \{i^*\}\} \setminus \mathcal{D}$  has less than  $k - 1$  edges connected from  $\mathcal{C}$ . Then, given the fixed  $m_e$  number of edges connected from  $\mathcal{C}$  to  $\mathcal{D}$  and  $\{\mathcal{P} \setminus \{i^*\}\} \setminus \mathcal{D}$ , one can increase the number of

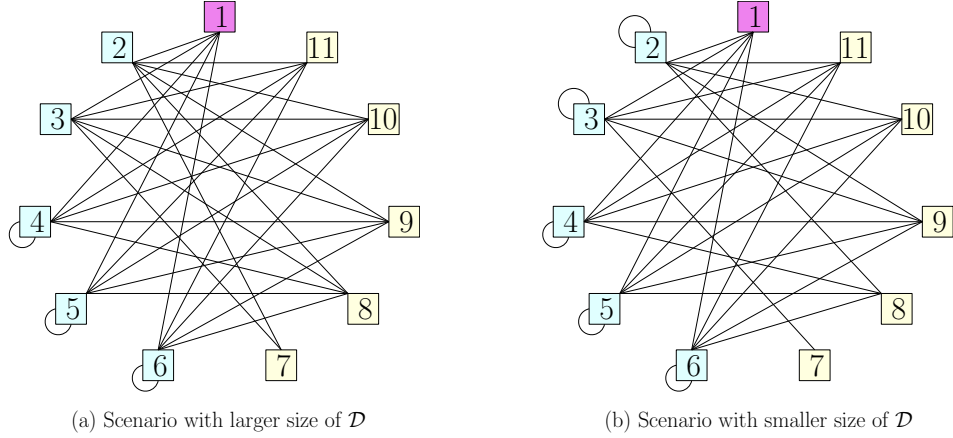


Fig. 10. One example of achieving the minimum size of  $\mathcal{D}$  by moving the edges to satisfy Condition (a) and Condition (b), for the graphs  $G = (\mathcal{P}, \mathcal{E})$  with  $(t = 5, n = 16)$ ,  $\mathcal{P} = [1 : 11]$ ,  $i^* = 1$ ,  $\mathcal{C} = \{2, 3, 4, 5, 6\}$  and  $k = 2$ . For the scenario in the left size, the number of edges connected from  $\mathcal{C}$  to the vertices 2, 3,  $\dots$ , 11 are 0, 0, 1, 1, 1, 2, 5, 5, 5, 5, respectively, which indicates that  $\mathcal{D} = \{7, 8, 9, 10, 11\}$ . For the scenario in the right size, the number of edges connected from  $\mathcal{C}$  to the vertices 2, 3,  $\dots$ , 11 are 1, 1, 1, 1, 1, 1, 4, 5, 5, 5, respectively, which indicates that  $\mathcal{D} = \{8, 9, 10, 11\}$ . The second scenario satisfies Condition (a) and Condition (b) and has a smaller size of  $\mathcal{D}$ .

edges connected to  $\{\mathcal{P} \setminus \{i^*\}\} \setminus \mathcal{D}$  for satisfying Condition (a), by decreasing the number of edges connected to  $\mathcal{D}$ , which will not increase the size of  $\mathcal{D}$ .

- Condition (b):  $|\mathcal{D}| - 1$  vertices in  $\mathcal{D}$  are all fully connected with  $|\mathcal{C}|$  vertices in  $\mathcal{C}$ . Assume that there exists one scenario with the minimum size of  $\mathcal{D}$  such that Condition (b) is not satisfied, i.e., at least two vertices in  $\mathcal{D}$  are not fully connected with  $|\mathcal{C}|$  vertices in  $\mathcal{C}$ . Then, one can move some edges from one vertex in  $\mathcal{D}$  — so that this vertex could possibly be removed from  $\mathcal{D}$  when the number of edges connected to this vertex is less than  $k$  — to the other vertices in  $\mathcal{D}$  for satisfying Condition (b), which will not increase the size of  $\mathcal{D}$ .

Fig. 10 describes an example of achieving the minimum size of  $\mathcal{D}$  by moving the edges to satisfy Condition (a) and Condition (b).

Let us consider the extreme scenario satisfying Condition (a) and Condition (b). We use  $\mathcal{D}^*$  to denote the set defined as in (36) of this extreme scenario and use  $|\mathcal{D}^*|$  to denote the corresponding size. Given that the graph has  $m_e$  edges connected from  $\mathcal{C}$  to  $\mathcal{D}^*$  and  $\{\mathcal{P} \setminus \{i^*\}\} \setminus \mathcal{D}^*$ , then the following equality holds true

$$(k - 1)(n - t - 1 - |\mathcal{D}^*|) + \tau(|\mathcal{D}^*| - 1) + \tau_0 = m_e \quad (41)$$

for  $\tau \triangleq |\mathcal{C}|$  and for some  $\tau_0$  such that  $k \leq \tau_0 \leq \tau$ . The first term in the left hand side of (41) results from Condition (a), i.e., every vertex in  $\{\mathcal{P} \setminus \{i^*\}\} \setminus \mathcal{D}^*$  is connected with  $k - 1$  vertices in  $\mathcal{C}$ , where  $|\{\mathcal{P} \setminus \{i^*\}\} \setminus \mathcal{D}^*| = (n - t - 1 - |\mathcal{D}^*|)$ . The remaining terms in the left hand side of (41) follow from Condition (b). From (41), it holds true that

$$|\mathcal{D}^*| = \frac{m_e + \tau - \tau_0 - (k - 1)(n - t - 1)}{\tau - (k - 1)} \quad (42)$$

$$\geq \frac{m_e - (k - 1)(n - t - 1)}{\tau - (k - 1)} \quad (43)$$

$$\geq \frac{\tau(n - 2t - 1) - (k - 1)(n - t - 1)}{\tau - (k - 1)} \quad (44)$$

$$= (n - 2t - 1) - \frac{(k - 1)t}{\tau - (k - 1)}$$

$$\geq n - 2t - 1 - \frac{(k-1)t}{n-2t-1-(k-1)} \quad (45)$$

$$= n - 2t - 1 - \frac{t}{\frac{n-2t-1}{k-1} - 1}$$

$$\geq n - 2t - 1 - \frac{t}{\frac{n-2t-1}{t/5+1-1} - 1} \quad (46)$$

$$\geq n - 2t - 1 - \frac{t}{\frac{t}{t/5} - 1} \quad (47)$$

$$= n - 2t - 1 - t/4 \quad (48)$$

for  $\tau = |\mathcal{C}|$ , where (42) is derived from (41); (43) uses the condition that  $\tau_0 \leq \tau$ ; (44) follows from (39); (45) uses the condition in (35); (46) results from the fact that  $k = \lfloor \frac{t}{5} \rfloor + 1 \leq \frac{t}{5} + 1$  (see (6)); (47) follows from the condition that  $n \geq 3t + 1$ . One can see that the lower bound of  $|\mathcal{D}^*|$  shown in (48) does not depend on the values of  $m_e$  and  $|\mathcal{C}|$ , as long as  $m_e$  and  $|\mathcal{C}|$  satisfy the conditions (33)-(35). Since  $|\mathcal{D}^*|$  is the size of  $\mathcal{D}^*$  of the extreme scenario, then the size of  $\mathcal{D}$  of any other scenario of the graph  $G = (\mathcal{P}, \mathcal{E})$  specified by (33)-(35) satisfies the following inequalities

$$|\mathcal{D}| \geq |\mathcal{D}^*| \geq n - 9t/4 - 1 \quad (49)$$

where the last inequality results from (48). The above result holds for any  $m_e$  and  $\mathcal{C}$  that satisfy the conditions (33)-(35). At this point we complete the proof of Lemma 8.  $\square$

#### D. Lemma 9 and its proof

In this sub-section we provide a lemma that will be used later for the analysis of the proposed protocol. The result of Lemma 8 will be used in this proof.

**Lemma 9.** *When  $\eta^{[2]} \geq 1$ , it holds true that  $|\mathcal{A}_l| \geq n - 9t/4$ , for any  $l \in [1 : \eta^{[2]}]$ .*

*Proof.* The proof consists of the following steps:

- Step (a): Transform the network into a graph that is within the family of graphs satisfying (33)-(35) (see Section VI-C), for a fixed  $i^*$  in  $\mathcal{A}_{l^*}^{[2]}$  and  $l^* \in [1 : \eta^{[2]}]$ .
- Step (b): Bound the size of a group of honest processors, denoted by  $\mathcal{D}'$  (with the same form as in (36)), using the result of Lemma 8, i.e.,  $|\mathcal{D}'| \geq n - 9t/4 - 1$ .
- Step (c): Argue that every processor in  $\mathcal{D}'$  has the same initial message as Processor  $i^*$ .
- Step (d): Conclude from Step (c) that  $\mathcal{D}'$  is a subset of  $\mathcal{A}_{l^*}$ , i.e.,  $\mathcal{D}' \cup \{i^*\} \subseteq \mathcal{A}_{l^*}$  and conclude that the size of  $\mathcal{A}_{l^*}$  is bounded by the number determined in Step (b), i.e.,  $|\mathcal{A}_{l^*}| \geq |\mathcal{D}'| + 1 \geq n - 9t/4 - 1 + 1$ , for  $l^* \in [1 : \eta^{[2]}]$ .

*Step (a):* The first step of the proof is to transform the network into a graph that is within the family of graphs defined in Section VI-C. We will consider the case of  $\eta^{[2]} \geq 1$ . Recall that, when  $\eta^{[2]} \geq 1$ , we have  $|\mathcal{A}_l^{[2]}| \geq 1$  for any  $l \in [1 : \eta^{[2]}]$ , where  $\mathcal{A}_l^{[2]}$  is defined as  $\mathcal{A}_l^{[2]} = \{i : s_i^{[2]} = 1, \mathbf{w}_i = \bar{\mathbf{w}}_l, i \notin \mathcal{F}, i \in [1 : n]\}$  (see (17)). Let us consider a fixed  $i^*$  for  $i^* \in \mathcal{A}_{l^*}^{[2]}$  and  $l^* \in [1 : \eta^{[2]}]$ . Based on the definition in (17), it holds true that

$$s_{i^*}^{[2]} = 1 \quad (50)$$

for  $i^* \in \mathcal{A}_{l^*}^{[2]}$  and  $l^* \in [1 : \eta^{[2]}]$ . Recall that  $s_{i^*}^{[2]}$  denotes the value of the success indicator  $s_{i^*}$  updated in Phase 2. The event of  $s_{i^*}^{[2]} = 1$  implies that

$$\sum_{j=1}^n u_{i^*}^{[2]}(j) \geq n - t \quad (51)$$

(see Step 2 of Phase 2 and (9)), where  $u_{i^*}^{[2]}(j)$  (resp.  $u_{i^*}^{[1]}(j)$ ) denotes the value of the link indicator  $u_{i^*}(j)$  updated in Phase 2 (resp. in Phase 1). The event of  $u_{i^*}^{[2]}(j) = 1$  implies that  $s_j^{[1]} = 1$ ,  $u_{i^*}^{[1]}(j) = 1$ , and  $(y_{i^*}^{(j)}, y_j^{(j)}) = (y_{i^*}^{(i^*)}, y_j^{(i^*)})$  (see (8) and (11)). Since  $s_j^{[1]} = 0, \forall j \notin \cup_{p=1}^{\eta^{[1]}} \mathcal{A}_p^{[1]}$ , it is true that

$$u_{i^*}^{[2]}(j) = 0, \quad \forall j \notin \cup_{p=1}^{\eta^{[1]}} \mathcal{A}_p^{[1]} \quad (52)$$

based on (11) and (16). By combining (51) and (52), the event of  $s_{i^*}^{[2]} = 1$  implies that

$$\sum_{j \in \mathcal{F} \cup \{\cup_{p=1}^{\eta^{[1]}} \mathcal{A}_p^{[1]}\}} u_{i^*}^{[2]}(j) \geq n - t \quad (53)$$

$$\sum_{j \in \{\cup_{p=1}^{\eta^{[1]}} \mathcal{A}_p^{[1]}\} \setminus \{i^*\}} u_{i^*}^{[2]}(j) \geq n - t - t - 1 \quad (54)$$

and that

$$\sum_{j \in \{\cup_{p=1}^{\eta^{[1]}} \mathcal{A}_p^{[1]}\} \setminus \{i^*\}} u_{i^*}^{[1]}(j) \geq n - t - t - 1 \quad (55)$$

where the last inequality uses the fact that  $u_{i^*}^{[2]}(j) = u_{i^*}^{[1]}(j), \forall j \in \cup_{p=1}^{\eta^{[1]}} \mathcal{A}_p^{[1]}$ . Based on (50) and (55), for  $i^* \in \mathcal{A}_{i^*}^{[2]}$  and  $l^* \in [1 : \eta^{[2]}]$ , it holds true that Processor  $i^*$  receives at least  $n - 2t - 1$  number of matched observations, i.e.,  $\{(y_{i^*}^{(j)}, y_j^{(j)}) : (y_{i^*}^{(j)}, y_j^{(j)}) = (y_{i^*}^{(i^*)}, y_j^{(i^*)}), u_{i^*}^{[1]}(j) = 1, j \in \{\cup_{p=1}^{\eta^{[1]}} \mathcal{A}_p^{[1]}\} \setminus \{i^*\}\}$  (see (8)), from the processors in  $\{\cup_{p=1}^{\eta^{[1]}} \mathcal{A}_p^{[1]}\} \setminus \{i^*\}$ . Recall that in Phase 1 Processor  $i^*$  sets a link indicator as  $u_{i^*}^{[1]}(j) = 1$  if the received observation  $(y_{i^*}^{(j)}, y_j^{(j)})$  is matched with its observation  $(y_{i^*}^{(i^*)}, y_j^{(i^*)})$  (see (8)). For  $i^* \in \mathcal{A}_{i^*}^{[2]}$  and  $l^* \in [1 : \eta^{[2]}]$ , let us define a subset of  $\{\cup_{p=1}^{\eta^{[1]}} \mathcal{A}_p^{[1]}\} \setminus \{i^*\}$  of honest processors as

$$\mathcal{C}' \triangleq \{j : u_{i^*}^{[1]}(j) = 1, j \in \{\cup_{p=1}^{\eta^{[1]}} \mathcal{A}_p^{[1]}\} \setminus \{i^*\}\}. \quad (56)$$

The above  $\mathcal{C}'$  can be interpreted as a subset of  $\{\cup_{p=1}^{\eta^{[1]}} \mathcal{A}_p^{[1]}\} \setminus \{i^*\}$  of honest processors, in which each processor sends a matched observation to Processor  $i^*$ . Based on (55) and (56), the following conclusions are true

$$u_j^{[1]}(i^*) = 1, \quad \forall j \in \mathcal{C}' \quad (57)$$

$$|\mathcal{C}'| \geq n - 2t - 1. \quad (58)$$

Note that in our setting it holds true that  $u_i^{[1]}(j) = u_j^{[1]}(i), \forall i, j \in \cup_{l=1}^{\eta} \mathcal{A}_l$  (see (8)).

Since  $\mathcal{C}'$  is a subset of  $\cup_{p=1}^{\eta^{[1]}} \mathcal{A}_p^{[1]}$  (see (56)), it implies

$$s_j^{[1]} = 1, \quad \forall j \in \mathcal{C}' \quad (59)$$

based on the definition of  $\mathcal{A}_p^{[1]}$  (see (16)). The fact in (59) further implies

$$\sum_{p=1}^n u_j^{[1]}(p) \geq n - t, \quad \forall j \in \mathcal{C}' \quad (60)$$

(see (9)) and that

$$\sum_{p \in \cup_{l=1}^{\eta} \mathcal{A}_l} u_j^{[1]}(p) \geq n - 2t, \quad \forall j \in \mathcal{C}' \quad (61)$$

where  $\cup_{l=1}^{\eta} \mathcal{A}_l = [1 : n] \setminus \mathcal{F}$  (see (15)). In other words, for any  $j \in \mathcal{C}'$ , Processor  $j$  receives at least  $n - 2t$  number of matched observations, i.e.,  $\{(y_j^{(p)}, y_p^{(p)}) : (y_j^{(p)}, y_p^{(p)}) = (y_j^{(j)}, y_p^{(j)}), u_j^{[1]}(p) = 1, p \in \cup_{l=1}^{\eta} \mathcal{A}_l\}$ , from the processors in  $\cup_{l=1}^{\eta} \mathcal{A}_l$ . Let us define a subset of  $\{\cup_{l=1}^{\eta} \mathcal{A}_l\} \setminus \{i^*\}$  of honest processors as

$$\mathcal{D}' \triangleq \left\{ p : \sum_{j \in \mathcal{C}'} u_j^{[1]}(p) \geq k, p \in \{\cup_{l=1}^{\eta} \mathcal{A}_l\} \setminus \{i^*\} \right\} \quad (62)$$

where  $k$  is defined in (6). The above  $\mathcal{D}'$  can be interpreted as a set of honest processors in which each processor sends at least  $k$  matched observations to the processors in  $\mathcal{C}'$ .

Now we map the network into a graph by considering the honest processors as the vertices and considering the link indicators as edges. In our setting, it is true that  $u_i^{[1]}(j) = u_j^{[1]}(i)$  for  $i, j \in \cup_{l=1}^{\eta} \mathcal{A}_l$  (see (8)). Let  $\mathcal{P}' \triangleq \cup_{l=1}^{\eta} \mathcal{A}_l$  and let  $E_{i,j} = u_i^{[1]}(j), \forall i, j \in \mathcal{P}'$ . At this point, the network can be transformed into a graph  $G = (\mathcal{P}', \mathcal{E}')$ , where  $\mathcal{P}'$  is a set of  $n - t$  vertices, and  $\mathcal{E}'$  is a set of edges defined by  $E_{i,j} = u_i^{[1]}(j), \forall i, j \in \mathcal{P}'$ , i.e.,  $u_i^{[1]}(j) = 1$  indicates that an edge exists between vertex  $i$  and vertex  $j$ . For the graph  $G = (\mathcal{P}', \mathcal{E}')$  considered here, there exists a set  $\mathcal{C}' \subseteq \mathcal{P}' \setminus \{i^*\}$  such that the conditions in (57), (58) and (61) (similar to the conditions in (33), (35) and (34) respectively) are satisfied, for a given  $i^* \in \mathcal{A}_{i^*}^{[2]} \subseteq \mathcal{P}'$ . This graph  $G = (\mathcal{P}', \mathcal{E}')$  falls into a family of graphs satisfying (33)-(35) (see Section VI-C).

*Step (b):* Since the graph  $G = (\mathcal{P}', \mathcal{E}')$  falls into a family of graphs satisfying (33)-(35), the result of Lemma 8 reveals that the size of  $\mathcal{D}'$  defined in (62) (with the same form as in (36)) satisfies the following inequality

$$|\mathcal{D}'| \geq n - 9t/4 - 1. \quad (63)$$

*Step (c):* Now we argue that every processor in  $\mathcal{D}'$  has the same initial message as Processor  $i^*$ . Note that in the graph  $G = (\mathcal{P}', \mathcal{E}')$ , every vertex in  $\mathcal{C}'$  has an edge connected with vertex  $i^*$  (see (56)). This identity implies that  $u_{i^*}^{[1]}(j) = 1, \forall j \in \mathcal{C}'$  and that

$$y_j^{(j)} = y_j^{(i^*)} \quad \forall j \in \mathcal{C}' \quad (64)$$

(see (8)). Also note that in the graph  $G = (\mathcal{P}', \mathcal{E}')$ , every vertex in  $\mathcal{D}'$  is connected with at least  $k$  vertices in  $\mathcal{C}'$  (see (62)). For  $p \in \mathcal{D}'$ , let us define the set of vertices in  $\mathcal{C}'$  connected with vertex  $p$  as

$$\mathcal{C}'_p \triangleq \left\{ j : u_j^{[1]}(p) = 1, j \in \mathcal{C}' \right\}, \quad p \in \mathcal{D}' \quad (65)$$

which satisfies the following condition

$$|\mathcal{C}'_p| \geq k, \quad \forall p \in \mathcal{D}' \quad (66)$$

based on the definition in (62). For any  $p \in \mathcal{D}'$ , since every vertex in  $\mathcal{C}'_p$  is connected with vertex  $p$  (equivalently,  $u_j^{[1]}(p) = 1, \forall j \in \mathcal{C}'_p$ ), it is true that

$$y_j^{(p)} = y_j^{(j)} \quad \forall j \in \mathcal{C}'_p, p \in \mathcal{D}' \quad (67)$$

(see (8)). Since  $\mathcal{C}'_p$  is a subset of  $\mathcal{C}'$ , the result in (64) gives

$$y_j^{(j)} = y_j^{(i^*)} \quad \forall j \in \mathcal{C}'_p, p \in \mathcal{D}' \quad (68)$$

which, together with (67), implies that

$$y_j^{(i^*)} = y_j^{(p)} \quad \forall j \in \mathcal{C}'_p, p \in \mathcal{D}'. \quad (69)$$

Based on the definition in (7), the conclusion in (69) can be rewritten as

$$\mathbf{h}_j^T(\mathbf{w}_{i^*} - \mathbf{w}_p) = 0 \quad \forall j \in \mathcal{C}'_p, p \in \mathcal{D}' \quad (70)$$

or

$$\mathbf{H}_p(\mathbf{w}_{i^*} - \mathbf{w}_p) = \mathbf{0} \quad \forall p \in \mathcal{D}' \quad (71)$$

where  $\mathbf{H}_p$  is an  $|\mathcal{C}'_p| \times k$  matrix defined as  $\mathbf{H}_p \triangleq [\mathbf{h}_{i_1}, \mathbf{h}_{i_2}, \dots, \mathbf{h}_{i_{|\mathcal{C}'_p|}}]^\top$  for  $i_1, i_2, \dots, i_{|\mathcal{C}'_p|} \in \mathcal{C}'_p$  and  $i_1 < i_2 < \dots < i_{|\mathcal{C}'_p|}$ . Since all of the rows of  $\mathbf{H}_p$  are different and generated as in (4),  $\mathbf{H}_p$  is a full rank matrix. Given that  $\mathbf{H}_p$  is an  $|\mathcal{C}'_p| \times k$  full matrix, and with the result of  $|\mathcal{C}'_p| \geq k, \forall p \in \mathcal{D}'$  (see (66)), it is true that the only solution to (71) is

$$\mathbf{w}_p = \mathbf{w}_{i^*} \quad \forall p \in \mathcal{D}'. \quad (72)$$

Therefore, every processor in  $\mathcal{D}'$  has the same initial message as Processor  $i^*$ , for  $i^* \in \mathcal{A}_{l^*}^{[2]}$  and  $l^* \in [1 : \eta^{[2]}]$ .

*Step (d):* Since every processor in  $\mathcal{D}'$  has the same initial message as Processor  $i^*$  (see (72)) for  $i^* \in \mathcal{A}_{l^*}^{[2]}$ , it can be concluded that  $\mathcal{D}' \cup \{i^*\}$  is a subset of  $\mathcal{A}_{l^*}$ , i.e.,

$$\mathcal{D}' \cup \{i^*\} \subseteq \mathcal{A}_{l^*} \quad (73)$$

for  $l^* \in [1 : \eta^{[2]}]$ . Note that the processors in  $\mathcal{A}_{l^*}^{[2]}$  and the processors in  $\mathcal{A}_{l^*}$  have the same initial message (see (15) and (17)). Finally, by combining the result in (73) and the result in (63), i.e.,  $|\mathcal{D}'| \geq n - 9t/4 - 1$ , it can be concluded that

$$|\mathcal{A}_{l^*}| \geq |\mathcal{D}'| + 1 \geq n - 9t/4 \quad (74)$$

for  $l^* \in [1 : \eta^{[2]}]$ . The above result holds true for any  $i^* \in \mathcal{A}_{l^*}^{[2]}$  and any  $l^* \in [1 : \eta^{[2]}]$ , when  $\eta^{[2]} \geq 1$ . At this point we complete the proof of this lemma.  $\square$

### E. Lemma 10 and its proof

In this sub-section we provide a lemma that will be used later for the analysis of the proposed protocol. Lemma 7 will be used in this proof.

**Lemma 10.** *For the proposed COOL with  $n \geq 3t + 1$ , if  $\eta^{[1]} = 2$  then it holds true that  $\eta^{[3]} \leq 1$ .*

*Proof.* Given  $\eta^{[1]} = 2$ , the definitions in (15)-(25) imply that

$$\mathcal{A}_1^{[1]} = \{i : s_i^{[1]} = 1, \mathbf{w}_i = \bar{\mathbf{w}}_1, i \notin \mathcal{F}, i \in [1 : n]\} \quad (75)$$

$$\mathcal{A}_2^{[1]} = \{i : s_i^{[1]} = 1, \mathbf{w}_i = \bar{\mathbf{w}}_2, i \notin \mathcal{F}, i \in [1 : n]\} \quad (76)$$

$$\mathcal{A}_{1,2}^{[1]} = \{i : i \in \mathcal{A}_1^{[1]}, \mathbf{h}_i^\top \bar{\mathbf{w}}_1 = \mathbf{h}_i^\top \bar{\mathbf{w}}_2\} \quad (77)$$

$$\mathcal{A}_{1,1}^{[1]} = \mathcal{A}_1^{[1]} \setminus \mathcal{A}_{1,2}^{[1]} = \{i : i \in \mathcal{A}_1^{[1]}, \mathbf{h}_i^\top \bar{\mathbf{w}}_1 \neq \mathbf{h}_i^\top \bar{\mathbf{w}}_2\} \quad (78)$$

$$\mathcal{A}_{2,1}^{[1]} = \{i : i \in \mathcal{A}_2^{[1]}, \mathbf{h}_i^\top \bar{\mathbf{w}}_2 = \mathbf{h}_i^\top \bar{\mathbf{w}}_1\} \quad (79)$$

$$\mathcal{A}_{2,2}^{[1]} = \mathcal{A}_2^{[1]} \setminus \mathcal{A}_{2,1}^{[1]} = \{i : i \in \mathcal{A}_2^{[1]}, \mathbf{h}_i^\top \bar{\mathbf{w}}_2 \neq \mathbf{h}_i^\top \bar{\mathbf{w}}_1\} \quad (80)$$

$$\mathcal{B}^{[1]} = \{i : s_i^{[1]} = 0, i \notin \mathcal{F}, i \in [1 : n]\} = \{i : i \in [1 : n], i \notin \mathcal{F} \cup \mathcal{A}_1^{[1]} \cup \mathcal{A}_2^{[1]}\}. \quad (81)$$

In the following we will complete the proof by focusing on the following three cases

$$\text{Case 1: } |\mathcal{A}_1^{[1]}| + |\mathcal{B}^{[1]}| \geq t + 1 \quad (82)$$

$$|\mathcal{A}_2^{[1]}| + |\mathcal{B}^{[1]}| < t + 1 \quad (83)$$

$$\text{Case 2: } |\mathcal{A}_1^{[1]}| + |\mathcal{B}^{[1]}| < t + 1 \quad (84)$$

$$|\mathcal{A}_2^{[1]}| + |\mathcal{B}^{[1]}| \geq t + 1 \quad (85)$$



$$\text{Case 3: } |\mathcal{A}_1^{[1]}| + |\mathcal{B}^{[1]}| \geq t + 1 \quad (86)$$

$$|\mathcal{A}_2^{[1]}| + |\mathcal{B}^{[1]}| \geq t + 1. \quad (87)$$

Note that the following case

$$\text{Case 4: } |\mathcal{A}_1^{[1]}| + |\mathcal{B}^{[1]}| < t + 1 \quad (88)$$

$$|\mathcal{A}_2^{[1]}| + |\mathcal{B}^{[1]}| < t + 1 \quad (89)$$

does not exist. The argument is given as follows. Given the assumption in (88) (which is equivalent to  $|\mathcal{A}_1^{[1]}| + |\mathcal{B}^{[1]}| \leq t$ ), it then implies that

$$|\mathcal{A}_2^{[1]}| = n - |\mathcal{F}| - |\mathcal{A}_1^{[1]}| - |\mathcal{B}^{[1]}| \quad (90)$$

$$\geq n - |\mathcal{F}| - t \quad (91)$$

$$\geq t + 1 \quad (92)$$

where (90) follows from (21); (91) uses the assumption of  $|\mathcal{A}_1^{[1]}| + |\mathcal{B}^{[1]}| \leq t$  as in (88); (92) results from the condition of  $n \geq 3t + 1$  and  $|\mathcal{F}| = t$ . The conclusion in (92) contradicts with (89), which suggests that the case described in (88) and (89) does not exist.

1) *Analysis for Case 1:* Let us consider Case 1 described in (82) and (83). Recall that in the first step of Phase 2, Processor  $i$ ,  $i \in \mathcal{S}_1$ , sets  $u_i^{[2]}(j) = 0$ ,  $\forall j \in \mathcal{S}_0$ , where  $u_i^{[p]}(j)$  denotes the value of  $u_i(j)$  updated in Phase  $p$ ,  $p \in \{1, 2, 3\}$ . In this step,  $\mathcal{B}^{[1]}$  is in the list of  $\mathcal{S}_0$  because

$$s_i^{[1]} = 0, \quad \forall i \in \mathcal{B}^{[1]} \quad (93)$$

(see (81)), while  $\mathcal{A}_{2,2}^{[1]}$  is in the list of  $\mathcal{S}_1$  (see (80) and (10)). Therefore, in this step Processor  $i$  sets

$$u_i^{[2]}(j) = 0, \quad \forall j \in \mathcal{B}^{[1]}, i \in \mathcal{A}_{2,2}^{[1]}. \quad (94)$$

Furthermore, it is true that

$$u_i^{[2]}(j) = u_i^{[1]}(j) = 0, \quad \forall j \in \mathcal{A}_1, i \in \mathcal{A}_{2,2}^{[1]} \quad (95)$$

because of the condition  $\mathbf{h}_i^\top \bar{\mathbf{w}}_2 \neq \mathbf{h}_i^\top \bar{\mathbf{w}}_1, \forall i \in \mathcal{A}_{2,2}^{[1]}$  (see (80)), indicating that  $(y_i^{(j)}, y_j^{(j)}) \neq (y_i^{(i)}, y_j^{(i)})$ ,  $\forall j \in \mathcal{A}_1, i \in \mathcal{A}_{2,2}^{[1]}$  (see (7) and (8)). By combining (94) and (95), it gives

$$u_i^{[2]}(j) = 0, \quad \forall j \in \mathcal{A}_1 \cup \mathcal{B}^{[1]}, i \in \mathcal{A}_{2,2}^{[1]}. \quad (96)$$

With the condition in (82), i.e.,  $|\mathcal{A}_1^{[1]}| + |\mathcal{B}^{[1]}| \geq t + 1$ , and with (96), it implies that in the second step of Phase 2, Processor  $i$  sets

$$s_i^{[2]} = 0, \quad \forall i \in \mathcal{A}_{2,2}^{[1]} \quad (97)$$

(see (9)), meaning that the number of mismatched observations is more than  $t$ . With the outcome in (97) and after exchanging the success indicators, the set of  $\mathcal{A}_{2,2}^{[1]}$ , as well as  $\mathcal{B}^{[1]}$ , will be in the list of  $\mathcal{S}_0$  at each honest processor at the end of Phase 2. Note that a subset of  $\mathcal{A}_{2,1}^{[1]}$  (i.e.,  $\mathcal{A}_{2,1}^{[1]} \cap \{p : s_p^{[2]} = 0\}$ ) is in the list of  $\mathcal{S}_0$ , while the rest of  $\mathcal{A}_{2,1}^{[1]}$  (i.e.,  $\mathcal{A}_{2,1}^{[1]} \cap \{p : s_p^{[2]} = 1\}$ ) is still in list of  $\mathcal{S}_1$  at the end of Phase 2. Below we will argue that the complete set of  $\mathcal{A}_{2,1}^{[1]}$  will be in the list of  $\mathcal{S}_0$  at the end of Phase 3.

In the first step of Phase 3, Processor  $i$ ,  $i \in \mathcal{S}_1$ , sets  $u_i^{[3]}(j) = 0$ ,  $\forall j \in \mathcal{S}_0$ . In this step, since  $\mathcal{A}_{2,2}^{[1]} \subseteq \mathcal{S}_0$  and  $\{\mathcal{A}_{2,1}^{[1]} \cap \{p : s_p^{[2]} = 1\}\} \subseteq \mathcal{S}_1$ , Processor  $i$  sets

$$u_i^{[3]}(j) = 0, \quad \forall j \in \mathcal{A}_{2,2}^{[1]}, i \in \mathcal{A}_{2,1}^{[1]} \cap \{p : s_p^{[2]} = 1\}. \quad (98)$$

Furthermore, it is true that

$$u_i^{[3]}(j) = 0, \quad \forall j \in \mathcal{B}^{[1]}, i \in \mathcal{A}_{2,1}^{[1]} \cap \{p : s_p^{[2]} = 1\} \quad (99)$$

(see (93)). It is also true that

$$u_i^{[3]}(j) = u_i^{[2]}(j) = u_i^{[1]}(j) = 0, \quad \forall j \in \mathcal{A}_{1,1}^{[1]}, i \in \mathcal{A}_{2,1}^{[1]} \cap \{p : s_p^{[2]} = 1\} \quad (100)$$

because of the condition  $\mathbf{h}_j^\top \bar{\mathbf{w}}_1 \neq \mathbf{h}_j^\top \bar{\mathbf{w}}_2, \forall j \in \mathcal{A}_{1,1}^{[1]}$  (see (78)), indicating that  $(y_i^{(j)}, y_j^{(j)}) \neq (y_i^{(i)}, y_j^{(i)})$ ,  $\forall j \in \mathcal{A}_{1,1}^{[1]}, i \in \{\mathcal{A}_{2,1}^{[1]} \cap \{p : s_p^{[2]} = 1\}\} \subseteq \mathcal{A}_2$  (see (7) and (8)). By combining (98)-(100), it gives

$$u_i^{[3]}(j) = 0, \quad \forall j \in \mathcal{A}_{1,1}^{[1]} \cup \mathcal{A}_{2,2}^{[1]} \cup \mathcal{B}^{[1]}, i \in \mathcal{A}_{2,1}^{[1]} \cap \{p : s_p^{[2]} = 1\}. \quad (101)$$

The size of  $\mathcal{A}_{1,1}^{[1]} \cup \mathcal{A}_{2,2}^{[1]} \cup \mathcal{B}^{[1]}$  can be bounded by

$$|\mathcal{A}_{1,1}^{[1]} \cup \mathcal{A}_{2,2}^{[1]} \cup \mathcal{B}^{[1]}| = |\mathcal{A}_{1,1}^{[1]}| + |\mathcal{A}_{2,2}^{[1]}| + |\mathcal{B}^{[1]}| \quad (102)$$

$$= n - |\mathcal{F}| - |\mathcal{A}_{1,2}^{[1]}| - |\mathcal{A}_{2,1}^{[1]}| \quad (103)$$

$$\geq n - |\mathcal{F}| - (k - 1) \quad (104)$$

$$\geq 2t + 1 - (k - 1) \quad (105)$$

$$\geq t + 1 \quad (106)$$

where (102) uses the disjoint property between  $\mathcal{A}_{1,1}^{[1]}$ ,  $\mathcal{A}_{2,2}^{[1]}$  and  $\mathcal{B}^{[1]}$ ; (103) is from (21) and the disjoint property between  $\mathcal{A}_{1,1}^{[1]}$ ,  $\mathcal{A}_{1,2}^{[1]}$ ,  $\mathcal{A}_{2,1}^{[1]}$ ,  $\mathcal{A}_{2,2}^{[1]}$  and  $\mathcal{B}^{[1]}$ ; (104) follows from Lemma 7, which implies that  $|\mathcal{A}_{1,2}^{[1]}| + |\mathcal{A}_{2,1}^{[1]}| < k$  (or equivalently  $|\mathcal{A}_{1,2}^{[1]}| + |\mathcal{A}_{2,1}^{[1]}| \leq k - 1$ ); (105) uses the condition that  $n \geq 3t + 1$  and  $|\mathcal{F}| = t$ ; (106) results from the fact that  $t \geq k - 1$  based on our design of  $k$  (see (6)). From (101) and (106), it suggests that the number of mismatched observations is more than  $t$  at Processor  $i, \forall i \in \mathcal{A}_{2,1}^{[1]} \cap \{p : s_p^{[2]} = 1\}$ . Therefore, at the second step of Phase 3 Processor  $i$  updates its success indicator (see (9)) as

$$s_i^{[3]} = 0, \quad \forall i \in \mathcal{A}_{2,1}^{[1]} \cap \{p : s_p^{[2]} = 1\}. \quad (107)$$

With (107) and (97), and with the fact  $\mathcal{A}_{2,1}^{[1]} \cap \{p : s_p^{[2]} = 0\} \subseteq \mathcal{S}_0$ , it can be concluded that the complete set of  $\mathcal{A}_2^{[1]} = \mathcal{A}_{2,1}^{[1]} \cup \mathcal{A}_{2,2}^{[1]}$  is in the list of  $\mathcal{S}_0$ , that is,

$$\mathcal{A}_2^{[1]} \subseteq \mathcal{S}_0 \quad (108)$$

at the end of Phase 3. In other words, at the end of Phase 3 of COOL there exists *at most* 1 group of honest processors, where the honest processors within this group have the same non-empty updated message (with success indicators as ones), and the honest processors outside this group have the same empty updated message (with success indicators as zeros), that is,  $\eta^{[3]} \leq 1$ , for Case 1.

2) *Analysis for Case 2:* Due to the symmetry between Case 1 and Case 2, one can follow from the proof steps for Case 1 and interchange the roles of Groups  $\mathcal{A}_1$  and  $\mathcal{A}_2$  (as well as the roles of Groups  $\mathcal{A}_1^{[p]}$  and  $\mathcal{A}_2^{[p]}$  accordingly for  $p \in \{1, 2, 3\}$ ), to show for Case 2 that at the end of Phase 3 the following conclusion is true

$$\mathcal{A}_1^{[1]} \subseteq \mathcal{S}_0. \quad (109)$$

In other words, for Case 2, at the end of Phase 3 of COOL there exists *at most* 1 group of honest processors, where the honest processors within this group have the same non-empty updated message, and the honest processors outside this group have the same empty updated message. Note that for Case 2 the condition we use for deriving (109) is (85), while for Case 1 the condition we use for deriving (108) is (82).

3) *Analysis for Case 3*: Note that the condition in (86) for Case 3 is the same as the condition in (82) for Case 1. By following the proof steps for Case 1, one can show for Case 3 that the following conclusion is true

$$\mathcal{A}_2^{[1]} \subseteq \mathcal{S}_0 \quad (110)$$

at the end of Phase 3 of the proposed COOL. Also note that the condition in (87) for Case 3 is the same as the condition in (85) for Case 2. Thus, one can also show for Case 3 that the following conclusion is true

$$\mathcal{A}_1^{[1]} \subseteq \mathcal{S}_0 \quad (111)$$

at the end of Phase 3 of the proposed COOL. In other words, for Case 3, none of the honest processors could have a non-zero success indicator (or a non-empty value on the updated message) at the end of Phase 3, that is,  $\eta^{[3]} = 0$ .

By combining the analysis for the above three cases, at this point we complete the proof of Lemma 10.  $\square$

### F. Proof of Lemma 3

We are now ready to prove Lemma 3. Specifically we will prove that, given  $n \geq 3t + 1$ , at the end of Phase 3 of COOL there exists *at most* 1 group of honest processors, where the honest processors within this group have the same non-empty updated message, and the honest processors outside this group have the same empty updated message. Based on our definition in (17), it is equivalent to prove

$$\eta^{[3]} \leq 1.$$

In the first step we will prove  $\eta^{[2]} \leq 2$ , which implies  $\eta^{[3]} \leq \eta^{[2]} \leq 2$  (using the fact that  $\eta^{[3]} \leq \eta^{[2]}$ , see (15)-(18)). Clearly, it is true  $\eta^{[3]} \leq 1$  when  $\eta^{[2]} \leq 1$ . Then, in the second step we will prove  $\eta^{[3]} \leq 1$  when  $\eta^{[2]} = 2$ . In our proof we will use the results of Lemma 7, Lemma 9 and Lemma 10, and will use the proof by contradiction method. Proof by contradiction is one type of proof that establishes the truth or the validity of a claim. The approach is to show that assuming the claim to be false leads to a contradiction. The following lemma summarizes the result of the first step.

**Lemma 11.** *For the proposed COOL with  $n \geq 3t + 1$ , it holds true that  $\eta^{[2]} \leq 2$ .*

*Proof.* Lemma 9 and proof by contradiction will be used in this proof. Let us first assume that the claim in Lemma 11 is false. Specifically let us assume that

$$\eta^{[2]} \geq 3. \quad (112)$$

Based on this assumption, and from Lemma 9, we have

$$|\mathcal{A}_1| \geq n - 9t/4 \quad (113)$$

$$|\mathcal{A}_2| \geq n - 9t/4 \quad (114)$$

$$\vdots \quad (115)$$

$$|\mathcal{A}_{\eta^{[2]}}| \geq n - 9t/4. \quad (116)$$

By combining the above  $\eta^{[2]}$  bounds together we have

$$\sum_{l=1}^{\eta^{[2]}} |\mathcal{A}_l| \geq \eta^{[2]}(n - 9t/4) \geq 3(n - 9t/4) = (n - t) + (2n - 23t/4) > (n - t) \quad (117)$$

where the second inequality uses the assumption in (112); and the last inequality stems from the derivation that  $2n - 23t/4 \geq 6t + 2 - 23t/4 > 0$  by using the condition of  $n \geq 3t + 1$ . One can see that the conclusion

in (117) contradicts with the identity of  $\sum_{l=1}^{\eta^{[2]}} |\mathcal{A}_l| \leq \sum_{l=1}^{\eta} |\mathcal{A}_l| = n - t$  (see (19)), i.e., the total number of honest processors should be  $n - t$ . Therefore, the assumption in (112) leads to a contradiction and thus  $\eta^{[2]}$  should be bounded by  $\eta^{[2]} \leq 2$ .  $\square$

The result of Lemma 11 reveals that  $\eta^{[3]} \leq \eta^{[2]} \leq 2$ . Since  $\eta^{[3]} \leq 1$  is true when  $\eta^{[2]} \leq 1$ , in the second step of the proof for Lemma 3, we will prove  $\eta^{[3]} \leq 1$  when  $\eta^{[2]} = 2$ . The result is summarized in the following Lemma 12 and the proof will use the results of Lemma 13 (see below) and Lemma 10 (see Section VI-E).

**Lemma 12.** *For the proposed COOL with  $n \geq 3t + 1$ , it holds true that  $\eta^{[3]} \leq 1$  when  $\eta^{[2]} = 2$ .*

*Proof.* Given  $\eta^{[2]} = 2$ , it is concluded from Lemma 13 (see below) that  $\eta^{[1]} = 2$ . Furthermore, given  $\eta^{[1]} = 2$ , it is concluded from Lemma 10 (see Section VI-E) that  $\eta^{[3]} \leq 1$ . We then conclude that  $\eta^{[3]} \leq 1$  when  $\eta^{[2]} = 2$ .  $\square$

**Lemma 13.** *For the proposed COOL with  $n \geq 3t + 1$ , it is true that  $\eta^{[1]} = 2$  when  $\eta^{[2]} = 2$ .*

*Proof.* Lemma 7 and Lemma 9 will be used in this proof. Recall that  $\eta^{[1]}$  denotes the number of the sets defined as in (16), for  $\eta^{[1]} \geq \eta^{[2]} \geq \eta^{[3]}$ . Let us assume that the claim in Lemma 13 is false. Specifically, given  $\eta^{[2]} = 2$ , let us assume that  $\eta^{[1]} > 2$ .

Given  $\eta^{[2]} = 2$ , and from Lemma 9, we have  $|\mathcal{A}_1| \geq n - 9t/4$  and  $|\mathcal{A}_2| \geq n - 9t/4$ , which imply that

$$\sum_{l=3}^{\eta} |\mathcal{A}_l| = n - |\mathcal{F}| - |\mathcal{A}_1| - |\mathcal{A}_2| \leq n - t - 2(n - 9t/4) \leq t/2 - 1 \quad (118)$$

where the equality results from (19); and the last inequality uses the condition of  $n \geq 3t + 1$ .

If  $\eta^{[1]} > 2$ , then there exists an  $i^* \in \mathcal{A}_{l^*}^{[1]} \subseteq \mathcal{A}_{l^*}$  for  $l^* \geq 3$ , such that

$$s_{i^*}^{[1]} = 1 \quad (119)$$

(see (16)) and that

$$\sum_{j \in \cup_{l=1}^{\eta} \mathcal{A}_l} u_{i^*}^{[1]}(j) \geq n - t - t \quad (120)$$

(see (9)). The inequality of (120) reveals that Processor  $i^*$ ,  $i^* \in \mathcal{A}_{l^*}^{[1]} \subseteq \mathcal{A}_{l^*}$ , receives at least  $n - 2t$  number of matched observations  $\{(y_{i^*}^{(j)}, y_j^{(j)})\}_j$  from the *honest* processors, where a matched observation of  $(y_{i^*}^{(j)}, y_j^{(j)})$  indicates the value of  $u_{i^*}^{[1]}(j) = 1$  (see (8)). Based on the definition of  $\mathcal{A}_{l,j}$  in (22), it is true that  $u_{i^*}^{[1]}(j) = 0$ ,  $\forall j \notin \mathcal{A}_{l^*} \cup \{\cup_{l=1, l \neq l^*}^{\eta} \mathcal{A}_{l,l^*}\}$ . Therefore, the inequality in (120) can be rewritten as

$$\sum_{j \in \mathcal{A}_{l^*} \cup \{\cup_{l=1, l \neq l^*}^{\eta} \mathcal{A}_{l,l^*}\}} u_{i^*}^{[1]}(j) \geq n - t - t. \quad (121)$$

On the other hand, the size of  $\mathcal{A}_{l^*} \cup \{\cup_{l=1, l \neq l^*}^{\eta} \mathcal{A}_{l,l^*}\}$  can be upper bounded by

$$|\mathcal{A}_{l^*} \cup \{\cup_{l=1, l \neq l^*}^{\eta} \mathcal{A}_{l,l^*}\}| \leq |\mathcal{A}_{1,l^*}| + |\mathcal{A}_{2,l^*}| + \sum_{l=3}^{\eta} |\mathcal{A}_l| \quad (122)$$

$$\leq |\mathcal{A}_{1,l^*}| + |\mathcal{A}_{2,l^*}| + t/2 - 1 \quad (123)$$

$$\leq (k - 1) + (k - 1) + t/2 - 1 \quad (124)$$

$$= 2(\lfloor t/5 \rfloor + 1 - 1) + t/2 - 1 \quad (125)$$

$$\leq t + 1 - t/10 - 2$$

$$\leq n - 2t - t/10 - 2 \quad (126)$$

$$< n - 2t \quad (127)$$

for  $i^* \in \mathcal{A}_{l^*}^{[1]} \subseteq \mathcal{A}_{l^*}$  and  $l^* \geq 3$ , where (122) uses the fact that  $\mathcal{A}_{l^*} \cup \{\cup_{l=1, l \neq l^*}^{\eta} \mathcal{A}_{l, l^*}\} \subseteq \mathcal{A}_{1, l^*} \cup \mathcal{A}_{2, l^*} \cup \{\cup_{l=3}^{\eta} \mathcal{A}_l\}$ ; (123) follows from the result in (118); (124) stems from the result in Lemma 7, that is,  $|\mathcal{A}_{l, j}| + |\mathcal{A}_{j, l}| < k$  (or equivalently  $|\mathcal{A}_{l, j}| + |\mathcal{A}_{j, l}| \leq k - 1$ ),  $\forall j \neq l$ ,  $j, l \in [1 : \eta]$  (see (26)); (125) uses the definition of  $k$  as in (6), that is,  $k = \lfloor \frac{t}{5} \rfloor + 1$ ; (126) follows from the condition of  $n \geq 3t + 1$ .

One can see that the conclusion in (127) contradicts with the conclusion in (121). Therefore, the assumption of  $\eta^{[1]} > 2$  leads to a contradiction and thus  $\eta^{[1]}$  should be  $\eta^{[1]} = 2$ , given  $\eta^{[2]} = 2$ .  $\square$

Finally, with the results of Lemma 11 and Lemma 12, it is concluded that  $\eta^{[3]} \leq 1$  for the proposed COOL with  $n \geq 3t + 1$ . At this point we complete the proof of Lemma 3.

#### G. Proof of Lemma 4

We will prove Lemma 4 in this sub-section. Specifically, given  $n \geq 3t + 1$ , we will prove that all of the honest processors reach the same agreement in COOL.

Recall that in the last step of Phase 3 in COOL, the system runs the one-bit consensus on the  $n$  votes  $\{v_1, v_2, \dots, v_n\}$  from all processors, where  $v_i = 1$  can be considered as a vote from Processor  $i$  for going to Phase 4, while  $v_i = 0$  can be considered as a vote from Processor  $i$  for stopping in Phase 3, for  $i \in [1 : n]$  (see (13)). The one-bit consensus from [34], [35] ensures that: every honest processor eventually outputs a consensus value; all honest processors should have the same consensus output; and if all honest processors have the same vote then the consensus should be the same as the vote of the honest processors. We will prove this lemma by considering each of the following two cases.

- Case (a): In Phase 3, the consensus of the votes  $\{v_1, v_2, \dots, v_n\}$  is 0.
- Case (b): In Phase 3, the consensus of the votes  $\{v_1, v_2, \dots, v_n\}$  is 1.

*Analysis for Case (a):* In Phase 3 of COOL, if the consensus of the votes  $\{v_1, v_2, \dots, v_n\}$  is 0, then all of the honest processors will set  $w^{(i)} = \phi$  and consider  $\phi$  as a final consensus and stop here. In this case, all of the honest processors agree on the same message.

*Analysis for Case (b):* In Phase 3 of COOL, if the consensus of the votes  $\{v_1, v_2, \dots, v_n\}$  is 1, then all of the honest processors will go to Phase 4. In this case, at least one of the honest processors votes

$$v_i = 1, \quad \text{for some } i \notin \mathcal{F}.$$

Otherwise, all of the honest processors vote the same value such that  $v_i = 0$ ,  $\forall i \notin \mathcal{F}$  and the consensus of the votes  $\{v_1, v_2, \dots, v_n\}$  should be 0, contradicting the condition of this case. In COOL, the condition of voting  $v_i = 1$  (see (13)) is that Processor  $i$  receives no less than  $2t + 1$  number of ones from  $n$  success indicators  $\{s_1^{[3]}, s_2^{[3]}, \dots, s_n^{[3]}\}$ , i.e.,

$$\sum_{j=1}^n s_j^{[3]} \geq 2t + 1. \quad (128)$$

Since  $t$  dishonest processors might send the success indicators as ones, the outcome in (128) implies that at least  $t + 1$  honest processors send out success indicators as ones in Phase 3, i.e.,

$$\sum_{j \in \cup_{l=1}^{\eta^{[3]}} \mathcal{A}_l^{[3]}} s_j^{[3]} \geq t + 1. \quad (129)$$

Lemma 3 reveals that at the end of Phase 3 there exists *at most* 1 group of honest processors, where the honest processors within this group have the same non-empty updated message (with success indicators as ones), and the honest processors outside this group have the same empty updated message (with success indicators as zeros), that is,  $\eta^{[3]} \leq 1$ . Then, for this Case (b), the conclusions in (129) and Lemma 3 imply that at the end of Phase 3 there exists *exactly* 1 group of *honest* processors with group size satisfying

$$\text{group size} \geq t + 1 \quad (130)$$

where the honest processors within this group have the same non-empty updated message, and the honest processors outside this group have the same empty updated message. In other words, for this Case (b), we have

$$\eta^{[3]} = 1 \quad (131)$$

$$|\mathcal{A}_1^{[3]}| \geq t + 1 \quad (132)$$

$$\mathbf{w}_i = \bar{\mathbf{w}}_1, \quad \forall i \in \mathcal{A}_1^{[3]} \quad (133)$$

where (131) and (132) follow from (129) and Lemma 3; (133) stems from the definition of  $\mathcal{A}_i^{[3]}$  in (18).

Recall that in Phase 4 Processor  $i$ ,  $i \in \mathcal{S}_0$ , updates the value of  $y_i^{(i)}$  as

$$y_i^{(i)} \leftarrow \text{Majority}(\{y_i^{(j)} : j \in \mathcal{S}_1\})$$

based on the majority rule, where the symbols of  $y_i^{(j)}$  were received in Phase 1. In this step it is true that  $\mathcal{A}_1^{[3]} \subseteq \mathcal{S}_1$  and  $|\mathcal{A}_1^{[3]}| > |\mathcal{F}|$  (see (132)), which guarantees that Processor  $i$ ,  $i \in \mathcal{S}_0 \setminus \mathcal{F}$ , could use the majority rule to update the value of  $y_i^{(i)}$  as

$$y_i^{(i)} \leftarrow \text{Majority}(\{y_i^{(j)} : j \in \mathcal{S}_1\}) = \mathbf{h}_i^\top \bar{\mathbf{w}}_1.$$

At the end of this step, for any honest Processor  $i$ ,  $i \notin \mathcal{F}$ , the value of  $y_i^{(i)}$  becomes  $y_i^{(i)} = \mathbf{h}_i^\top \bar{\mathbf{w}}_1$ , which is encoded with  $\bar{\mathbf{w}}_1$ . In the second step of Phase 4, Processor  $i$ ,  $i \in \mathcal{S}_0$ , sends the updated value of  $y_i^{(i)}$  to Processor  $j$ ,  $\forall j \in \mathcal{S}_0, j \neq i$ . After this, Processor  $i$ ,  $i \in \mathcal{S}_0$ , decodes its message using the updated observations  $\{y_1^{(1)}, y_2^{(2)}, \dots, y_n^{(n)}\}$ , where  $n - t$  observations of which are guaranteed to be  $y_j^{(j)} = \mathbf{h}_j^\top \bar{\mathbf{w}}_1, \forall j \notin \mathcal{F}$ . Since the number of mismatched observations, i.e., the observations not encoded with the message  $\bar{\mathbf{w}}_1$ , is no more than  $t$ , then Processor  $i$ ,  $i \in \mathcal{S}_0 \setminus \mathcal{F}$ , decodes its message and outputs  $\mathbf{w}^{(i)} = \bar{\mathbf{w}}_1$ . At the same time, Processor  $i$ ,  $i \in \mathcal{S}_1 \setminus \mathcal{F}$ , outputs the original value as  $\mathbf{w}^{(i)} = \bar{\mathbf{w}}_1$ . Thus, all of the honest processors successfully agree on the same message, i.e.,  $\mathbf{w}^{(i)} = \bar{\mathbf{w}}_1, \forall i \notin \mathcal{F}$ . With this we complete the proof of Lemma 4.

#### H. Proof of Lemma 5

Now we will prove that, given  $n \geq 3t + 1$ , if all honest processors have the same initial message, then at the end of COOL all honest processors agree on this initial message. One example is depicted in Fig. 6.

Assume that all honest processors have the same initial message as  $\bar{\mathbf{w}}_1$ , for some non-empty value  $\bar{\mathbf{w}}_1$  (see Fig. 6 as an example). For this scenario, in Phase 1 all honest processors will set their success indicators as ones and keep their updated messages exactly the same as the initial message  $\bar{\mathbf{w}}_1$ , because every honest processor will have no more than  $t$  number of mismatched observations (see (8) and (9)). Then, in Phase 2, none of the honest processors will be in the list of  $\mathcal{S}_0$  defined in (10), because their success indicators are all ones. In Phase 3, all honest processors will again keep their success indicators as ones and keep their updated messages exactly the same as the initial message  $\bar{\mathbf{w}}_1$ . In this scenario, the consensus of the votes  $\{v_1, v_2, \dots, v_n\}$  in Phase 3 should be 1, i.e., all honest processors will go to Phase 4, as described in Case (b) in the previous sub-section. Given the same updated message  $\bar{\mathbf{w}}_1$  and the same nonzero success indicator as inputs at all of the honest processors, in Phase 4 all honest processors will output the messages that are exactly the same as the initial message  $\bar{\mathbf{w}}_1$ . Thus, for this scenario, all honest processors eventually agree on the initial message  $\bar{\mathbf{w}}_1$ . At this point we complete the proof of Lemma 5.

#### I. Proof of Lemma 6

In the proposed COOL, given  $n \geq 3t + 1$ , it is guaranteed that all honest processors eventually terminate together at the last step of Phase 3, or terminate together at the last step of Phase 4. It is also guaranteed that every honest processor eventually outputs a message when it terminates, which completes the proof of Lemma 6.



## VII. THE EXTENSION OF COOL TO THE BYZANTINE BROADCAST PROBLEM

The proposed COOL designed for the BA setting can be adapted into the BB setting. Note that the known lower bounds on resilience, round complexity and communication complexity for error-free BA protocols, can also be applied to any error-free BB protocols.

For the BB setting, we just add an additional step into the proposed COOL described in Section V. Specifically, for the BB setting, at first the leader is designed to send each processor an  $\ell$ -bit message that can be considered as the initial message in the BA setting. Then, COOL is applied into this BB setting from this step to achieve the consistent and validated consensus. We call the proposed COOL with the additional step mentioned above as an adapted COOL for this BB setting. When  $n \geq 3t + 1$ , this adapted COOL is guaranteed to satisfy the termination, consistency and validity conditions in all executions in this BB setting. Note that for the added step, i.e., sending initial messages from the leader to all processors, the additional communication complexity is just  $O(n\ell)$  bits. Therefore, the total communication complexity of the adapted COOL for this BB setting is

$$O(\max\{n\ell, nt \log t\} + n\ell) = O(\max\{n\ell, nt \log t\}) \quad \text{bits.}$$

Furthermore, the round complexity of the adapted COOL for this BB setting is

$$O(t + 1) = O(t) \quad \text{rounds.}$$

Hence, the adapted COOL is an error-free signature-free information-theoretic-secure BB protocol that achieves the consensus on an  $\ell$ -bit message with optimal resilience, asymptotically optimal round complexity, and asymptotically optimal communication complexity when  $\ell \geq t \log t$ . This result serves as the achievability proof of Theorem 2.

## VIII. CONCLUSION

In this work, we proposed COOL, a deterministic BA protocol designed from coding theory, together with graph theory and linear algebra, which achieves the BA consensus on an  $\ell$ -bit message with optimal resilience, asymptotically optimal round complexity, and asymptotically optimal communication complexity when  $\ell \geq t \log t$ , simultaneously. Our protocol is guaranteed to be correct in all executions (*error-free*) and it does not rely on cryptographic technique such as signatures, hashing, authentication and secret sharing (*signature-free*). Furthermore, our protocol is robust even when the adversary has unbounded computational power (*information-theoretic secure*). The adapted COOL also achieves the BB consensus on an  $\ell$ -bit message with optimal resilience, asymptotically optimal round complexity, and asymptotically optimal communication complexity when  $\ell \geq t \log t$ , simultaneously. Based on the performance of the proposed COOL and the known lower bounds, we characterized the optimal *communication complexity exponent* achievable by *any* error-free BA (or BB) protocol when  $n \geq 3t + 1$ . This work reveals that coding is an effective approach for achieving the fundamental limits in resilience, round complexity and communication complexity of Byzantine agreement and its variants.

## REFERENCES

- [1] M. Pease, R. Shostak, and L. Lamport, "Reaching agreement in the presence of faults," *Journal of the ACM*, vol. 27, no. 2, pp. 228–234, Apr. 1980.
- [2] L. Lamport, R. Shostak, and M. Pease, "The Byzantine generals problem," *ACM Transactions on Programming Languages and Systems (TOPLAS)*, vol. 4, no. 3, pp. 382–401, Jul. 1982.
- [3] M. Fitzi and M. Hirt, "Optimally efficient multi-valued byzantine agreement," in *Proceedings of the ACM Symposium on Principles of Distributed Computing (PODC)*, Jul. 2006, pp. 163–168.
- [4] G. Liang and N. Vaidya, "Error-free multi-valued consensus with byzantine failures," in *Proceedings of the ACM Symposium on Principles of Distributed Computing (PODC)*, Jun. 2011, pp. 11–20.
- [5] C. Ganesh and A. Patra, "Optimal extension protocols for byzantine broadcast and agreement," in *Distributed Computing*, Jul. 2020.
- [6] A. Loveless, R. Dreslinski, and B. Kasikci, "Optimal and error-free multi-valued Byzantine consensus through parallel execution," 2020, available on : <https://eprint.iacr.org/2020/322>.
- [7] E. Nayak, L. Ren, E. Shi, N. Vaidya, and Z. Xiang, "Improved extension protocols for Byzantine broadcast and agreement," 2020, available on ArXiv: <https://arxiv.org/abs/2002.11321>.

- [8] A. Patra, "Error-free multi-valued broadcast and Byzantine agreement with optimal communication complexity," in *Proceedings of the 15th international conference on Principles of Distributed Systems, OPODIS*, 2011, pp. 34–49.
- [9] C. Cachin and S. Tessaro, "Asynchronous verifiable information dispersal," in *IEEE Symposium on Reliable Distributed Systems (SRDS)*, Oct. 2005.
- [10] A. Miller, Y. Xia, K. Croman, E. Shi, and D. Song, "The Honey Badger of BFT protocols," in *2016 ACM SIGSAC Conference on Computer and Communications Security*, Oct. 2016.
- [11] I. Abraham, S. Devadas, D. Dolev, K. Nayak, and L. Ren, "Efficient synchronous Byzantine consensus," 2017, available on ArXiv: <https://arxiv.org/abs/1704.02397>.
- [12] B. Chan and E. Shi, "Streamlet: Textbook streamlined blockchains," 2020, available on : <https://eprint.iacr.org/2020/088>.
- [13] E. Shi, "Streamlined blockchains: A simple and elegant approach (a tutorial and survey)," *Advances in Cryptology – ASIACRYPT 2019, Lecture Notes in Computer Science*, vol. 11921, pp. 3–17, Nov 2019.
- [14] R. Pass and E. Shi, "Thunderella: Blockchains with optimistic instant confirmation," in *Advances in Cryptology – EUROCRYPT 2018. Lecture Notes in Computer Science*, vol. 10821, Mar. 2018, pp. 3–33.
- [15] X. Qi, Z. Zhang, C. Jin, and A. Zhou, "BFT-Store: Storage partition for permissioned blockchain via erasure coding," in *IEEE 36th International Conference on Data Engineering*, Apr. 2020.
- [16] G. Goodson, J. Wylie, G. Ganger, and M. Reiter, "Efficient Byzantine-tolerant erasure-coded storage," in *International Conference on Dependable Systems and Networks*, Jun. 2004.
- [17] J. Sousa and A. Bessani, "From Byzantine consensus to BFT state machine replication: A latency-optimal transformation," in *2012 Ninth European Dependable Computing Conference*, May 2012.
- [18] M. Fischer and N. Lynch, "A lower bound for the time to assure interactive consistency," *Information Processing Letters*, vol. 14, no. 4, pp. 183–186, Jun. 1982.
- [19] D. Dolev and H. Strong, "Authenticated algorithms for Byzantine agreement," *SIAM Journal on Computing*, vol. 12, no. 4, pp. 656–666, Nov. 1983.
- [20] D. Dolev and R. Reischuk, "Bounds on information exchange for Byzantine agreement," *Journal of the ACM*, vol. 32, no. 1, pp. 191–204, Jan. 1985.
- [21] A. Patra and P. Rangan, "Communication optimal multi-valued asynchronous Byzantine agreement with optimal resilience," in *International Conference on Information Theoretic Security*, 2011, pp. 206–226.
- [22] Z. Amsden *et al.*, "The libra blockchain," *Libra White Paper*, 2019.
- [23] J. Sousa, A. Bessani, and M. Vukolic, "A Byzantine fault-tolerant ordering service for the Hyperledger Fabric blockchain platform," in *48th Annual IEEE/IFIP International Conference on Dependable Systems and Networks (DSN)*, Jun. 2018.
- [24] C. Gorenflo, S. Lee, L. Golab, and S. Keshav, "FastFabric: Scaling Hyperledger Fabric to 20,000 transactions per second," in *IEEE International Conference on Blockchain and Cryptocurrency (ICBC)*, May 2019.
- [25] Hyperledger, "Hyperledger-fabricdocs documentation," 2020.
- [26] The Hyperledger White Paper Working Group, "An introduction to Hyperledger," *Hyperledger White Paper*, 2018.
- [27] E. Androulaki *et al.*, "Hyperledger fabric: a distributed operating system for permissioned blockchains," in *Proceedings of the Thirteenth EuroSys Conference*, Apr. 2018.
- [28] S. Ahmed, "A performance study of Hyperledger Fabric in a smart home and IoT environment," 2019, available on <https://www.duo.uio.no/handle/10852/70940>.
- [29] V. Buterin, "A next-generation smart contract and decentralized application platform," *Ethereum White Paper*, 2015.
- [30] M. Hammoudeh, I. Ghafir, A. Bounceur, and T. Rawlinson, "Continuous monitoring in mission-critical applications using the internet of things and blockchain," in *3rd International Conference on Future Networks and Distributed Systems*, Jul. 2019.
- [31] B. Mohanta, D. Jena, S. Panda, and S. Sobhanayak, "Blockchain technology: A survey on applications and security privacy challenges," *Internet of Things*, vol. 8, Dec. 2019.
- [32] F. Casino, T. Dasaklis, and C. Patsakis, "A systematic literature review of blockchain-based applications: Current status, classification and open issues," *Telematics and Informatics*, vol. 36, pp. 55–81, Mar. 2019.
- [33] M. Demir, M. Alalfi, O. Turetken, and A. Ferworn, "Security smells in smart contracts," in *IEEE 19th International Conference on Software Quality, Reliability and Security Companion (QRS-C)*, Jul. 2019.
- [34] B. Coan and J. Welch, "Modular construction of a Byzantine agreement protocol with optimal message bit complexity," *Information and Computation*, vol. 97, no. 1, pp. 61–85, Mar. 1992.
- [35] P. Berman, J. Garay, and K. Perry, "Bit optimal distributed consensus," *Computer Science*, pp. 313–321, 1992.
- [36] P. Feldman and S. Micali, "An optimal probabilistic protocol for synchronous Byzantine agreement," *SIAM Journal on Computing*, vol. 26, no. 4, pp. 873–933, Aug. 1997.
- [37] I. Abraham, D. Dolev, and J. Halpern, "An almost-surely terminating polynomial protocol for asynchronous byzantine agreement with optimal resilience," in *Proceedings of the ACM Symposium on Principles of Distributed Computing (PODC)*, Aug. 2008, pp. 405–414.
- [38] R. Canetti and T. Rabin, "Fast asynchronous Byzantine agreement with optimal resilience," in *25th Annual ACM Symposium on the Theory of Computing*, Jun. 1993, pp. 42–51.
- [39] B. Chor and B. Coan, "A simple and efficient randomized Byzantine agreement algorithm," *IEEE Transactions on Software Engineering*, vol. 11, no. 6, pp. 531–539, Jun. 1985.
- [40] J. Katz and C. Koo, "On expected constant-round protocols for Byzantine agreement," *Journal of Computer and System Sciences*, vol. 75, no. 2, pp. 91–112, Feb. 2009.
- [41] M. Rabin, "Randomized byzantine generals," in *24th Annual Symposium on Foundations of Computer Science*, Nov. 1983.
- [42] S. Li, R. Yeung, and N. Cai, "Linear network coding," *IEEE Trans. Inf. Theory*, vol. 49, no. 2, pp. 371–381, Feb. 2003.
- [43] R. Koetter and M. Medard, "An algebraic approach to network coding," in *Proc. IEEE Int. Symp. Inf. Theory (ISIT)*, Jun. 2001.
- [44] C. Fragouli, D. Lun, M. Medard, and P. Pakzad, "On feedback for network coding," in *2007 41st Annual Conference on Information Sciences and Systems*, Mar. 2007.

- [45] N. Cai and R. Yeung, "Network error correction, II: Lower bounds," *Communications in Information and Systems*, vol. 6, no. 1, pp. 37–54, 2006.
- [46] T. Ho, B. Leong, R. Koetter, M. Medard, M. Effros, and D. Karger, "Byzantine modification detection in multicast networks using randomized network coding," in *Proc. IEEE Int. Symp. Inf. Theory (ISIT)*, Jun. 2004.
- [47] S. Jaggi, M. Langberg, S. Katti, T. Ho, D. Katabi, M. Medard, and M. Effros, "Resilient network coding in the presence of Byzantine adversaries," *IEEE Trans. Inf. Theory*, vol. 54, no. 6, pp. 2596 – 2603, Jun. 2008.
- [48] S. Kim, T. Ho, M. Effros, and S. Avestimehr, "New results on network error correction: Capacities and upper bounds," in *Proc. Inf. Theory and App. Workshop (ITA)*, Feb. 2010.
- [49] M. Krohn, M. Freedman, and D. Mazieres, "On-the-fly verification of rateless erasure codes for efficient content distribution," in *IEEE Symposium on Security and Privacy (SP)*, May 2004.
- [50] Z. Yu, Y. Wei, B. Ramkumar, and Y. Guan, "An efficient signature-based scheme for securing network coding against pollution attacks," in *Twenty-Second Annual Joint Conference of the IEEE Computer and Communications*, Apr. 2008.
- [51] D. Huang and D. Medhi, "A Byzantine resilient multi-path key establishment scheme and its robustness analysis for sensor networks," in *19th IEEE International Parallel and Distributed Processing Symposium*, Apr. 2005.
- [52] W. Halbawi, T. Ho, H. Yao, and I. Duursma, "Distributed reed-solomon codes for simple multiple access networks," in *Proc. IEEE Int. Symp. Inf. Theory (ISIT)*, Jun. 2014.
- [53] H. Yao and T. Ho, "Distributed reed-solomon codes for simple multiple access networks," Sep. 2015, US Patent 9,148,173.
- [54] M. Yan and A. Sprintson, "On error correcting algorithms for the cooperative data exchange problem," in *2014 International Symposium on Network Coding (NetCod)*, Jun. 2014.
- [55] T. Courtade and T. Halford, "Coded cooperative data exchange for a secret key," *IEEE Trans. Inf. Theory*, vol. 62, no. 7, pp. 3785–3795, Jul. 2016.
- [56] I. Reed and G. Solomon, "Polynomial codes over certain finite fields," *Journal of the Society for Industrial and Applied Mathematics*, vol. 8, no. 2, pp. 300–304, Jun. 1960.
- [57] M. Rabin, "Efficient dispersal of information for security, load balancing, and fault tolerance," *Journal of the ACM*, vol. 36, no. 2, pp. 335–348, Apr. 1989.
- [58] R. Roth, *Introduction to coding theory*. Cambridge University Press, 2006.
- [59] E. Berlekamp, "Nonbinary BCH decoding (abstr.)," *IEEE Trans. Inf. Theory*, vol. 14, no. 2, pp. 242–242, Mar. 1968.