

---

# Tailoring: encoding inductive biases by optimizing unsupervised objectives at prediction time

---

Ferran Alet, Kenji Kawaguchi, Tomás Lozano-Pérez, Leslie Pack Kaelbling  
MIT - CSAIL  
{alet,kawaguch,tlp,lpk}@mit.edu

## Abstract

From CNNs to attention mechanisms, encoding inductive biases into neural networks has been a fruitful source of improvement in machine learning. Auxiliary losses are a general way of encoding biases in order to help networks learn better representations by adding extra terms to the loss function. However, since they are minimized on the training data, they suffer from the same generalization gap as regular task losses. Moreover, by changing the loss function, the network is optimizing a different objective than the one we care about. In this work we solve both problems: first, we take inspiration from *transductive learning* and note that, after receiving an input but before making a prediction, we can fine-tune our models on any unsupervised objective. We call this process tailoring, because we customize the model to each input. Second, we formulate a nested optimization (similar to those in meta-learning) and train our models to perform well on the task loss after adapting to the tailoring loss. The advantages of tailoring and meta-tailoring are discussed theoretically and demonstrated empirically on several diverse examples: encoding inductive conservation laws from physics to improve predictions, improving local smoothness to increase robustness to adversarial examples, and using contrastive losses on the query image to improve generalization.

## 1 Introduction

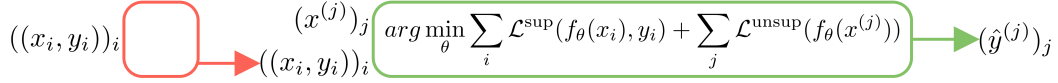
Imposing useful inductive biases has been a constant source of improvement in Machine Learning: from parameter sharing in CNNs, RNNs and Transformers, to learning invariances to data augmentations in contrastive learning. However, we still lack a simple generic way of encoding a wide variety of inductive biases, forcing researchers to design architectures on a case-by-case basis.

Auxiliary losses are a general paradigm for encoding inductive biases. They add an extra term to the task loss and minimize it over the training data or, in semi-supervised learning, on an extra set of unlabeled data. Loss functions can encode a wide variety of constraints and objectives, helping networks learn better representations and generalize more broadly. However, they have two big downsides:

1. Auxiliary losses are only minimized at training time, but not for the query points, resulting in a generalization gap analogous to that of the original task loss.
2. By minimizing the sum of the task loss plus the auxiliary loss, we are optimizing a different objective than the one we care about (only the task loss).

In this work we propose a solution to both problems. First, we use ideas from *transductive learning* to minimize the auxiliary loss at the query point by running an optimization at prediction time. We call this process tailoring, because we customize the model to each query. Second, we use ideas from *meta-learning* to learn a model that performs well on the task loss after optimizing the auxiliary loss, effectively training the model to leverage the unsupervised tailoring loss to minimize the task loss.

### Transductive Learning



### Inductive Learning



### Tailoring



### Meta-tailoring

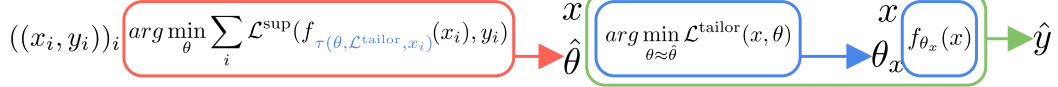


Figure 1: Comparison of several learning settings with *offline* computation in the red boxes and *online* computation in the green boxes. For meta-tailoring training,  $\tau(\theta, \mathcal{L}^{\text{tailor}}, x) = \arg \min_{\theta' \approx \theta} \mathcal{L}^{\text{tailor}}(x, \theta')$  represents the tailoring process resulting in  $\theta_x$ .

**Tailoring a predictor** In classical supervised learning, an algorithm consumes a training dataset of input-output pairs,  $((x_i, y_i))_{i=1}^n$ , and produces a set of parameters  $\hat{\theta}$  by minimizing a supervised loss  $\sum_{i=1}^n \mathcal{L}^{\text{sup}}(f_{\theta}(x_i), y_i)$  and, optionally, an unsupervised auxiliary loss  $\sum_{i=1}^n \mathcal{L}^{\text{unsup}}(\theta, x_i)$ . These parameters specify a hypothesis  $f_{\hat{\theta}}(\cdot)$  that, given a new input  $x$ , generates an output  $\hat{y} = f_{\hat{\theta}}(x)$ . This problem setting misses a substantial opportunity: before the learning algorithm sees the query point  $x$ , it has distilled the data down to a set of parameters, which are frozen during inference, and so it cannot use new information about the *particular*  $x$  that it will be asked to make a prediction for.

Vapnik recognized an opportunity to make more accurate predictions when the query point is known, in a framework that is now known as *transductive learning* [1, 2]. In transductive learning, a single algorithm consumes both labeled data,  $((x_i, y_i))_{i=1}^n$ , and a set of input points for which predictions are desired,  $(x^{(j)})_j$ , and produces predicted outputs  $(\hat{y}^{(j)})_j$  for each of the queries, as illustrated in the top row of figure 1. In general, however, we do not know queries *a priori*, and instead we want an inductive rule that makes predictions on-line, as queries arrive. To obtain a prediction function from a transductive system, we would have to run the entire learning procedure inside the prediction function. In this way, from a transductive system we have constructed a very particular type of inductive rule, as now the input also affects the parameters of the function; however, this rule will be much too slow.

In that setting between induction and transduction, we observe that the procedures executed for each prediction share the same training data and objective. Since we have multiple related *computations*, we can use ideas from meta-learning to efficiently adapt to each query (treating each prediction as a task). As shown in the third row of figure 1, we first run regular supervised learning to obtain parameters  $\hat{\theta}$ ; then, given a query input  $x$ , we fine-tune  $\hat{\theta}$  on an unsupervised loss ( $\mathcal{L}^{\text{tailor}}$ ) to obtain customized parameters  $\theta_x$  and use them to make the final prediction:  $f_{\theta_x}(x)$ . We call this process *tailoring*, because we adapt the model to each particular input for a customized fit. Notice that tailoring optimizes the loss at the query point, bypassing the generalization gap of auxiliary losses.

**Meta-tailoring** Since we will be applying tailoring at prediction time, it is natural to anticipate this adaptation during training, resulting in a two-layer optimization similar to those used for meta-learning. Because of this similarity, we call this process, illustrated in the bottom row of figure 1, *meta-tailoring*. Now, rather than letting  $\hat{\theta}$  be the direct minimizer of the supervised loss, we set it to

$$\hat{\theta} \in \arg \min_{\theta} \sum_{i=1}^n \mathcal{L}^{\text{sup}}(f_{\tau(\theta, \mathcal{L}^{\text{tailor}}, x_i)}(x_i), y_i),$$

Notice that by optimizing this nested objective, the outer loop is now optimizing the only objective we care about,  $\mathcal{L}^{\text{sup}}$ , instead of a proxy combination of  $\mathcal{L}^{\text{sup}}$  and  $\mathcal{L}^{\text{unsup}}$ . At the same time, we are

learning to leverage the unsupervised tailoring losses in the inner loop to affect the model before making the final prediction, both during training and at inference time.

In many learning settings, we wish to make predictions for a large number of query points in a (mini-)batch, but because tailoring adapts to every *point*, we must take extra care to be sure it can run efficiently in parallel. We propose adding conditional normalization layers [3, 4] (simple to do for most architectures) and only adapt these parameters, during the inner loop. This allows us to run the *tailoring* of multiple inputs in parallel, without inputs affecting each other’s computations. We prove theoretically, in section 4, and provide experimental evidence, in section 5.1, that optimizing these parameters alone has enough capacity to minimize a large class of tailoring losses.

**Losses for tailoring** Tailoring can be used any time we are making a prediction and have an unsupervised loss that can be minimized on the current input; although we focus on supervised learning, tailoring can also be applied in reinforcement learning. There are many types of *tailoring* losses that may be useful; here we enumerate three broad classes.

Losses enforcing constraints satisfied by the correct predictions, such as conservation of momentum and energy when learning a physics model, symmetry under specific transformations (like flipping an image horizontally), or cycle-consistency when learning to translate between two languages. We show that this tailoring improves predictive losses in section 5.1 where we model a planetary system that conserves energy and momentum.

Losses that help learn better representations, such as contrastive losses [5] explored in semi-supervised learning, or learning to predict one part of the input from another part (such as depth from RGB [6]). In section 3.1 we show how tailoring with a contrastive loss improves supervised prediction performance.

Losses informed by theoretical guarantees. The guarantees of many theorems depend on unsupervised quantities, such as smoothness, or distance to the prediction boundary. By optimizing such quantities on the query, or on the surrounding area, we can get better guaranteed performance. We show this on adversarial examples, where having smooth predictions around the test point is of critical importance.

**Contributions** In summary, our contributions are the following:

1. Introducing *tailoring*, a new framework for encoding inductive biases by minimizing unsupervised losses at prediction time, with theoretical guarantees, and broad potential applications.
2. Formulating *meta-tailoring*, which adjusts the primary objective to improve the capacity for tailoring, and developing a new algorithm, CNGRAD, for efficient meta-tailoring.
3. Demonstrating *tailoring* in three domains: encoding conservation laws in a physics prediction problem, increasing resistance to adversarial examples by increasing local smoothness at prediction time, and improving prediction quality by tailoring with a contrastive loss.

## 2 Related work

There are other learning frameworks that do perform optimization at prediction time, such as energy-based models [7, 8, 9, 10, 11] or models that embed optimization layers in neural networks, whose outputs are the solution of an optimization problem defined by the previous layer [12, 13]. In contrast to these lines of work, we optimize the parameters of the model, not the hidden activations or the output.

Meta-learning [14, 15, 16, 17] has the same two-level optimization structure as our work, but focuses on multiple prediction tasks, each of which has its own separate training data; for a recent overview see [18]. Most optimization-based meta-learning algorithms can be converted to the meta-tailoring setting. There is a particularly clear connection to MAML [19], when we let the tailoring method be a step of gradient descent:

$$\tau(\hat{\theta}, \mathcal{L}^{\text{tailor}}, x) = \hat{\theta} - \lambda \nabla_{\hat{\theta}} \mathcal{L}^{\text{tailor}}(x, \hat{\theta}). \quad (1)$$

There are other optimization-based approaches to meta-learning whose adaptations can be batched [4, 20, 21]. In particular, FiLM networks [22], which predict customized conditional normalization layers, have been used in meta-learning [4, 23]. By optimizing the layers themselves (rather than predicting their weight values), CNGRAD is simpler, while remaining provably sufficiently expressive. More importantly, we can add CNGRAD layers initialized to the identity to trained models and adapt them to perform tailoring or fine-tune the model with a meta-tailoring objective.

Tailoring is inspired by transductive learning. However, transductive methods, because they operate on a batch of unlabeled points, are able to make use of the underlying distributional properties of those points, which tailoring, as formulated here, cannot do. On the other hand, tailoring does not need to receive the queries before doing the bulk of the computation. Within transductive learning, local learning [24] is the most similar to our framework: similar to us, it has input-dependent parameters, but it uses similarity in raw input space to select a few datapoints instead of reusing the prior learned across the whole data. Some works [25, 26] in meta-learning propagate predictions along the test samples in a classic transductive fashion.

Optimization processes similar to either tailoring or meta-tailoring have been proposed before to adapt to different types of variations. [27] proposes fine-tuning the model at test time to adapt to a change of distribution with few samples, showing results with the loss of predicting if the input has been rotated. Other works have used objectives similar to meta-tailoring in the meta-learning setting to exploit the other test samples of a new task by minimizing either entropy [28] or a learned loss [29] in the inner loop. Finally, [30] optimizes entropy in the inner loop to adapt to large scale variations in image segmentation. In contrast, we propose (meta-)tailoring as a general effective way to impose inductive biases in the classic machine learning setting. We also unify tailoring and meta-tailoring with arbitrary losses under one paradigm, theoretically and empirically showing the advantage of each modification to classic inductive learning.

### 3 Theoretical advantages of meta-tailoring

In this section, we study potential advantages of meta-tailoring from theoretical viewpoints, formalizing the intuitions conveyed in the introduction. By acting symmetrically during training and prediction time, meta-tailoring allows us to closely relate its training and expected losses, whereas tailoring in general may make them less related.

#### 3.1 Meta-tailoring with a contrastive tailoring loss

*Contrastive learning* [5] has seen significant successes recently in problems of semi-supervised learning from images [31, 32, 33]. The main idea is to create multiple versions of each training image, and learn a representation in which variations of the same image are very close and variations of different images are far apart. Typical variations involve cropping and color distortions, as well as rotation. In the following, we show theoretically that, under reasonable conditions, meta-tailoring using contrastive loss  $\mathcal{L}_{\text{cont}}$  as  $\mathcal{L}^{\text{tailor}} = \mathcal{L}_{\text{cont}}$  has lower generalization error than performing classical inductive learning.

To analyze meta-tailoring for contrastive learning, this subsection focuses on the binary classification loss of the form  $\mathcal{L}^{\text{sup}}(f_{\theta}(x), y) = \ell_{\text{cont}}(f_{\theta}(x)_y - f_{\theta}(x)_{y' \neq y})$  where  $\ell_{\text{cont}}$  is convex and  $\ell_{\text{cont}}(0) = 1$ . With this, the objective function  $\theta \mapsto \mathcal{L}^{\text{sup}}(f_{\theta}(x), y)$  is still non-convex in general. For example, the standard hinge loss  $\ell_{\text{cont}}(z) = \max\{0, 1 - z\}$  and the logistic loss  $\ell_{\text{cont}}(z) = s \log_2(1 + \exp(z))$  satisfy this condition. Define  $\theta_{x,S}$  to be the  $\theta_x$  obtained with a training dataset  $S = ((x_i, y_i))_{i=1}^n$ .

Theorem 1 provides an upper bound on the expected supervised loss  $\mathbb{E}_{x,y}[\mathcal{L}^{\text{sup}}(f_{\theta_{x,S}}(x), y)]$  in terms of the expected contrastive loss  $\mathbb{E}_x[\mathcal{L}_{\text{cont}}(x, \theta_{x,S})]$  (which is defined and analyzed in more detail in Appendix B), the empirical supervised loss  $\frac{1}{n} \sum_{i=1}^n \mathcal{L}^{\text{sup}}(f_{\theta_{x_i,S}}(x_i), y_i)$  of the meta-tailoring algorithm, and the uniform stability  $\zeta$  of the meta-tailoring algorithm. As a complement, instead of using the uniform stability  $\zeta$ , Theorem 2 provides the similar bound with the Rademacher complexity [34]  $\mathcal{R}_n(\mathcal{L}^{\text{sup}} \circ \mathcal{F})$  of the set  $\mathcal{L}^{\text{sup}} \circ \mathcal{F} = \{(x, y) \mapsto \mathcal{L}^{\text{sup}}(f_{\theta_x}(x), y) : (x \mapsto f_{\theta_x}(x)) \in \mathcal{F}\}$ . All proofs in this paper are deferred to Appendix C.

**Definition 1.** Let  $S = ((x_i, y_i))_{i=1}^n$  and  $S' = ((x'_i, y'_i))_{i=1}^n$  be any two training datasets that differ by a single point. Then, a meta-tailoring algorithm  $S \mapsto f_{\theta_{x,S}}(x)$  is *uniformly  $\zeta$ -stable* if  $\forall (x, y) \in \mathcal{X} \times \mathcal{Y}$ ,  $|\mathcal{L}^{\text{sup}}(f_{\theta_{x,S}}(x), y) - \mathcal{L}^{\text{sup}}(f_{\theta_{x,S'}}(x), y)| \leq \frac{\zeta}{n}$ .

**Theorem 1.** Let  $S \mapsto f_{\theta_{x,S}}(x)$  be a uniformly  $\zeta$ -stable meta-tailoring algorithm. Then, for any  $\delta > 0$ , with probability at least  $1 - \delta$  over an i.i.d. draw of  $n$  i.i.d. samples  $S = ((x_i, y_i))_{i=1}^n$ , the following holds:  $\mathbb{E}_{x,y}[\mathcal{L}^{\text{sup}}(f_{\theta_{x,S}}(x), y)] \leq \inf_{\kappa \in [0,1]} \kappa \mathbb{E}_x[\mathcal{L}_{\text{cont}}(x, \theta_{x,S})] + (1 - \kappa)\mathcal{J}$ , where  $\mathcal{J} = \frac{1}{n} \sum_{i=1}^n \mathcal{L}^{\text{sup}}(f_{\theta_{x_i,S}}(x_i), y_i) + \frac{\zeta}{n} + (2\zeta + c)\sqrt{(\ln(1/\delta))/(2n)}$ , and  $c$  is the upper bound on the per-sample loss as  $\mathcal{L}^{\text{sup}}(f_{\theta}(x), y) \leq c$ .

**Theorem 2.** Let  $\mathcal{F}$  be an arbitrary set of maps  $x \mapsto f_{\theta_x}(x)$ . Then, for any  $\delta > 0$ , with probability at least  $1 - \delta$  over an i.i.d. draw of  $n$  i.i.d. samples  $((x_i, y_i))_{i=1}^n$ , the following holds: for all maps

$(x \mapsto f_{\theta_x}(x)) \in \mathcal{F}$ , we have that  $\mathbb{E}_{x,y}[\mathcal{L}^{\text{sup}}(f_{\theta_x}(x), y)] \leq \inf_{\kappa \in [0,1]} \kappa \mathbb{E}_x[\mathcal{L}_{\text{cont}}(x, \theta_x)] + (1 - \kappa)\mathcal{J}'$ , where  $\mathcal{J}' = \frac{1}{n} \sum_{i=1}^n \mathcal{L}^{\text{sup}}(f_{\theta_{x_i}}(x_i), y_i) + 2\mathcal{R}_n(\mathcal{L}^{\text{sup}} \circ \mathcal{F}) + c\sqrt{(\ln(1/\delta))/(2n)}$ .

Theorems 1 and 2 illustrate the effect of meta-tailoring on contrastive learning, with its potential reduction of the expected contrastive loss  $\mathbb{E}_x[\mathcal{L}_{\text{cont}}(x, \theta_{x,S})]$ . In classic induction, we may aim to minimize the empirical contrastive loss  $\frac{1}{\bar{n}} \sum_{i=1}^{\bar{n}} \mathcal{L}_{\text{cont}}(x_i, \theta)$  with  $\bar{n}$  potentially unlabeled training samples (in addition to the empirical supervised loss), which incurs the additional generalization error of  $\mathbb{E}_x[\mathcal{L}_{\text{cont}}(x, \theta_{x,S})] - \frac{1}{\bar{n}} \sum_{i=1}^{\bar{n}} \mathcal{L}_{\text{cont}}(x_i, \theta)$ . In contrast, the meta-tailoring can avoid this extra generalization error by directly minimizing  $\mathbb{E}_x[\mathcal{L}_{\text{cont}}(x, \theta_{x,S})]$ .

In the case where  $\mathbb{E}_x[\mathcal{L}_{\text{cont}}(x, \theta_{x,S})]$  is left large (e.g., due large computational cost at prediction time), Theorems 1-2 still illustrate competitive generalization bounds of meta-tailoring with small  $\kappa$ , when compared to bounds of classical induction. For example, in an extreme case with  $\kappa = 0$ , they provide standard types of generalization bounds with the uniform stability and the Rademacher complexity for meta-tailoring algorithms. Even in this case, the bounds are not equivalent to those of classic induction, and there are potential benefits of meta-tailoring, which are discussed in the following section with a more general setting.

### 3.2 Meta-tailoring with general tailoring losses

The benefits of meta-tailoring go beyond contrastive learning: the following corollary provides the generalization bounds for meta-tailoring with any tailoring loss  $\mathcal{L}^{\text{tailor}}(x, \theta)$  and an arbitrary supervised loss  $\mathcal{L}^{\text{sup}}(f_{\theta}(x), y)$ .

**Corollary 1.** *For any function  $\varphi$  such that  $\mathbb{E}_{x,y}[\mathcal{L}^{\text{sup}}(f_{\theta}(x), y)] \leq \mathbb{E}_x[\varphi(\mathcal{L}^{\text{tailor}}(x, \theta))]$ , Theorems 1 and 2 hold with the map  $\mathcal{L}_{\text{cont}}$  being replaced by the function  $\varphi \circ \mathcal{L}^{\text{tailor}}$ .*

Corollary 1 shows the benefits of meta-tailoring through its effects on three factors: the expected unlabeled loss  $\mathbb{E}_x[\varphi(\mathcal{L}^{\text{tailor}}(x, \theta_{x,S}))]$ , uniform stability  $\zeta$ , and Rademacher complexity  $\mathcal{R}_n(\mathcal{L}^{\text{sup}} \circ \mathcal{F})$ .

It is important to note that meta-tailoring can directly minimize the expected unlabeled loss  $\mathbb{E}_x[\varphi(\mathcal{L}^{\text{tailor}}(x, \theta_{x,S}))]$ , whereas classic induction can only minimize its empirical version, which results in the additional generalization error on the difference between the expected unlabeled loss and its empirical version. For example, if  $\varphi$  is monotonically increasing and  $\mathcal{L}^{\text{tailor}}(x, \theta)$  represents the physical constraints at each input  $x$  (as in the application in section 5.1), then classic induction requires the physical constraints of neural networks at the *training* points to generalize to the physical constraints at *unseen* (e.g., testing) points. Meta-tailoring avoids this requirement by directly minimizing violations of the physical constraints at each point at prediction time.

Another potential benefit of meta-tailoring can be understood through the improvement in the *parameter stability*  $\zeta_{\theta}$  defined such that  $\forall (x, y) \in \mathcal{X} \times \mathcal{Y}$ ,  $\|\theta_{x,S} - \theta_{x,S'}\| \leq \frac{\zeta_{\theta}}{n}$ , for all  $S, S'$  differing by a single point. In the case of the meta-tailoring method of  $\theta_{x,S} = \hat{\theta}_S - \lambda \nabla \mathcal{L}^{\text{tailor}}(x, \hat{\theta}_S)$  as in equation (1) (where  $\hat{\theta}_S$  is the  $\hat{\theta}$  returned with the  $S$ ), we can obtain the improvement on the parameter stability  $\zeta_{\theta}$  if  $\nabla \mathcal{L}^{\text{tailor}}(x, \hat{\theta}_S)$  can pull  $\hat{\theta}_S$  and  $\hat{\theta}_{S'}$  closer as  $\|\theta_{x,S} - \theta_{x,S'}\| < \|\hat{\theta}_S - \hat{\theta}_{S'}\|$ , which is ensured, for example, if  $\|\cdot\| = \|\cdot\|_2$  and  $\cos(v_1, v_2) \frac{\|v_1\|}{\|v_2\|} > \frac{1}{2}$  where  $\cos(v_1, v_2)$  is the cosine similarity of  $v_1$  and  $v_2$ , with  $v_1 = \hat{\theta}_S - \hat{\theta}_{S'}$ ,  $v_2 = \lambda(\nabla \mathcal{L}^{\text{tailor}}(x, \hat{\theta}_S) - \nabla \mathcal{L}^{\text{tailor}}(x, \hat{\theta}_{S'}))$  and  $v_2 \neq 0$ . Here, the uniform stability  $\zeta$  and the parameter stability  $\zeta_{\theta}$  are closely related as  $\zeta \leq C\zeta_{\theta}$ , where  $C$  is the upper bound on the Lipschitz constants of the maps  $\theta \mapsto \mathcal{L}^{\text{sup}}(f_{\theta}(x), y)$  over all  $(x, y) \in \mathcal{X} \times \mathcal{Y}$  under the norm  $\|\cdot\|$ , since  $|\mathcal{L}^{\text{sup}}(f_{\theta_{x,S}}(x), y) - \mathcal{L}^{\text{sup}}(f_{\theta_{x,S'}}(x), y)| \leq C\|\theta_{x,S} - \theta_{x,S'}\| \leq \frac{C\zeta_{\theta}}{n}$ .

Finally, meta-tailoring allows us to intuitively enforce the constraints for each input at prediction time as demonstrated in Section 5.1. This may allow us to restrict the possible set of functions  $\mathcal{F}$  and hence potentially decrease the Rademacher complexity  $\mathcal{R}_n(\mathcal{L}^{\text{sup}} \circ \mathcal{F})$ .

## 4 CNGRAD: a simple algorithm for expressive and efficient tailoring

In the previous sections, we have discussed the principal motivation and theoretical advantages of (meta-)tailoring. However, there is a remaining issue for efficient GPU computations: i.e., whereas one can efficiently parallelize the evaluation of a single model over a batch across inputs, it is challenging to efficiently parallelize the evaluation of multiple *tailored* models over a batch. To overcome this issue, by building on CAVIA [4] and WarpGrad [35], we propose CNGRAD which

adapts only *conditional normalization* parameters and enables efficient GPU computations for (meta-)tailoring. CNGRAD can also be used in regular meta-learning; details and pseudo-codes of both versions can be found in appendix D.

Similarly to batch-norm parameters [36], conditional normalization parameters  $(\gamma, \beta)$  scale and shift the output  $h_k^{(l)}(x)$  of each  $k$ -th node at  $l$ -th hidden layer independently:  $\gamma_k^{(l)} h_k^{(l)}(x) + \beta_k^{(l)}$ . In conditional normalization [3], we train a collection of  $(\gamma, \beta)$  in a multi-task fashion to learn different tasks with a single network. We propose to bring this concept to the (meta-)tailoring settings and adapt the normalization parameters  $(\gamma, \beta)$  to each query in the inner loop of the two-layer optimization. For meta-tailoring, the inner loop minimizes the tailoring loss at an input  $x$  by adjusting the normalization parameters and the outer loop optimizes the rest of the network. Similar to MAML [19], we implement a first-order version, where we don't backpropagate through the optimization, and a second-order version, where we do. We can efficiently parallelize computations of multiple tailored models over a (mini-)batch in a GPU in the same way as that in a classic induction model, because the adapted parameters only require element-wise multiplications and additions.

CNGRAD is widely applicable because we can add these adaptable normalization parameters to any hidden layer. We can even perform tailoring by adding them to an already-trained model and initializing them to the identity ( $\gamma = \vec{1}, \beta = \vec{0}$ ). While we are only changing a tiny portion of the network, we prove below that, under realistic assumptions, we can minimize the tailoring loss using only the normalization parameters.

To analyze properties of the adaptable normalization parameters, let us decompose  $\theta$  into  $\theta = (w, \gamma, \beta)$ , where the  $w$  contains all the weight parameters (including bias terms), and the  $(\gamma, \beta)$  contains all the adaptable normalization parameters. Given arbitrary coefficients  $\eta_1, \dots, \eta_{n_g} \in \mathbb{R}$  and an arbitrary function  $(f_\theta(x), x) \mapsto \ell_{\text{tailor}}(f_\theta(x), x)$ , let  $\mathcal{L}^{\text{tailor}}(x, \theta) = \sum_{i=1}^{n_g} \eta_i \ell_{\text{tailor}}(f_\theta(g^{(i)}(x)), x)$ , where  $g^{(1)}, \dots, g^{(n_g)}$  are arbitrary input augmentation functions at prediction time. Note that  $n_g$  is typically small ( $n_g \ll n$ ) in tailoring and meta-tailoring; e.g.,  $n_g = 1$  in the method in Section 5.1 regardless of the size of the dataset  $n$ .

Corollary 2 states that for any given  $\hat{w}$ , if we add any tiny (non-degenerate) Gaussian noise  $\delta$  as  $\hat{w} + \delta$  with zero mean and any variance on  $\delta$ , the global minimum value with respect to all parameters  $(w, \gamma, \beta)$  can be achieved by only optimizing the adaptable normalization parameters  $(\gamma, \beta)$ , with probability one.

**Assumption 1.** (*Common activation*) The activation function  $\sigma(x)$  is real analytic, monotonically increasing, and the limits exist as:  $\lim_{x \rightarrow -\infty} \sigma(x) = \sigma_- > -\infty$  and  $\lim_{x \rightarrow +\infty} \sigma(x) = \sigma_+ \leq +\infty$ .

**Theorem 3.** *For any  $x \in \mathcal{X}$  that satisfies  $\|g^{(i)}(x)\|_2^2 - g^{(i)}(x)^\top g^{(j)}(x) > 0$  (for all  $i \neq j$ ), and for any fully-connected neural networks with single output unit, at least  $n_g$  neurons per hidden layer, and activation functions that satisfy Assumption 1, the following holds:  $\inf_{w, \gamma, \beta} \mathcal{L}^{\text{tailor}}(x, w, \gamma, \beta) = \inf_{\gamma, \beta} \mathcal{L}^{\text{tailor}}(x, \bar{w}, \gamma, \beta)$  for any  $\bar{w} \notin \mathcal{W}$  where Lebesgue measure of  $\mathcal{W} \subset \mathbb{R}^d$  is zero.*

**Corollary 2.** *Under the assumptions of Theorem 3, for any  $\hat{w} \in \mathbb{R}^d$ , with probability one over randomly sampled  $\delta \in \mathbb{R}^d$  accordingly to any non-degenerate Gaussian distribution, the following holds:  $\inf_{w, \gamma, \beta} \mathcal{L}^{\text{tailor}}(x, w, \gamma, \beta) = \inf_{\gamma, \beta} \mathcal{L}^{\text{tailor}}(x, \hat{w} + \delta, \gamma, \beta)$  for any  $x \in \mathcal{X}$ .*

Assumption 1 is satisfied by using common activation units such as sigmoid, hyperbolic tangents, and softplus activation, which is defined as  $\sigma_\alpha(x) = \ln(1 + \exp(\alpha x))/\alpha$  and satisfies Assumption 1 with any hyperparameter  $\alpha \in \mathbb{R}_{>0}$ . The softplus activation can approximate the ReLU activation for any desired accuracy: i.e.,  $\sigma_\alpha(x) \rightarrow \text{relu}(x)$  as  $\alpha \rightarrow \infty$ , where  $\text{relu}$  represents the ReLU activation. Moreover, the condition  $\|g^{(i)}(x)\|_2^2 - g^{(i)}(x)^\top g^{(j)}(x) > 0$  (for all  $i \neq j$ ) can be easily satisfied, for example, by choosing  $g^{(1)}, \dots, g^{(n_g)}$  to produce normalized and distinguishable augmented inputs (the normalization is not a necessary condition) (see Appendix A). Therefore, CNGRAD is a practical and computationally efficient method to implement (meta-)tailoring.

## 5 Experiments

### 5.1 Tailoring to impose symmetries and constraints at prediction time

Constructing inductive biases that exploit invariances and symmetries is an established strategy for boosting performance in machine learning. During training, we often regularize our networks to

Method	loss	relative
Inductive learning	.041	-
Opt. output(50 st.)	.041	$(0.7 \pm 0.1)\%$
Tailoring(1 step)	.040	$(1.9 \pm 0.2)\%$
Tailoring(5 st.)	.039	$(6.3 \pm 0.3)\%$
Tailoring(10 st.)	.038	$(7.5 \pm 0.1)\%$
Meta-tailoring(0 st.)	.030	$(26.3 \pm 3.3)\%$
Meta-tailoring(1 st.)	.029	$(29.9 \pm 3.0)\%$
Meta-tailoring(5 st.)	.027	$(35.3 \pm 2.6)\%$
Meta-tailoring(10 st.)	.026	$(36.0 \pm 2.6)\%$

Table 1: Loss for different prediction methods; the second column shows the relative improvement over basic inductive supervised learning. With a few gradient steps, tailoring and meta-tailoring improve the model by 7% and 35% respectively.

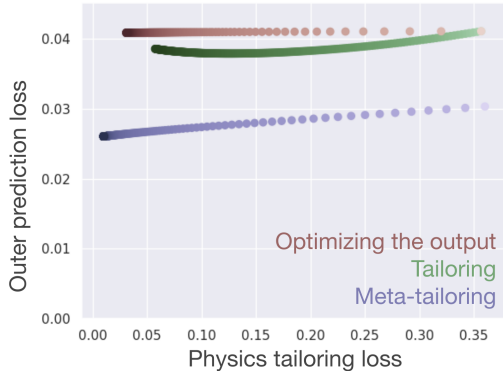


Figure 2: Optimization at prediction time on the planet data; each path going from right to left. We use a small step size to illustrate the path. Meta-tailoring has a lower starting loss, faster optimization, and no overfitting to the tailoring loss.

satisfy certain criteria; however, this does not guarantee that these criteria will be satisfied outside the training dataset [37]. Another option is to construct *ad hoc* neural network architectures to exploit constraints for important problems, such as Hamiltonian neural networks [38] to impose energy (but not momentum) conservation. Tailoring provides a general solution to this problem by adapting the model at prediction time to satisfy the criteria. In meta-tailoring, we also train the system to make good predictions after satisfying the constraint.

We demonstrate this use of tailoring by enforcing physical conservation laws to more accurately predict the evolution of a 5-body planetary system governed by gravitational forces. This prediction problem is challenging, as  $m$ -body systems become chaotic for  $m > 2$ . We generate a supervised-learning dataset with positions, velocities and masses of all 5 bodies as inputs and the changes in position and velocity at the next time-step as targets. Appendix E describes the dataset in greater detail.

To predict the data, we use a 3-layer feed-forward network and apply a tailoring loss based on the laws of conservation of energy and momentum. More concretely, we take the original predictions and adapt our model using the  $L_1$  loss between the initial and final energy and momentum of the whole system. Ensuring this conservation can improve predictions, but notice that minimizing the tailoring loss alone does not guarantee good predictions: predicting that the output equals the input conserves energy and momentum perfectly, but is not correct.

Tailoring adapts some parameters in the network in order to improve the tailoring loss. An alternative strategy for enforcing conservation would be to simply adapt the output  $y$  value directly. Table 1 compares the predictive accuracy of classical inductive supervised learning to direct output optimization as well as tailoring and meta-tailoring, using varying numbers of gradient steps. We observe that tailoring is more effective than adapting the output, as the parameters provide a prior on what changes are more natural. For meta-tailoring, we try both first-order and second-order versions of CNGRAD: the first-order version gave slightly better result, possibly because it was trained with a higher tailor learning rate ( $10^{-3}$ ) with which the second-order version meta-training was unstable (we thus used  $10^{-4}$ ). More details can be found in Appendix E. Interestingly, meta-tailoring without any query-time tailoring steps already performs much better than the original model, even though both models have almost the same number of parameters and can overfit the dataset. We conjecture meta-tailoring is adding an inductive bias that guides optimization towards learning a more generalizable model. Finally, plot 2 shows the prediction-time optimization paths for different methods.

## 5.2 Tailoring for robustness against adversarial examples

Despite their great successes, neural networks remain susceptible to the problem of adversarial examples [39, 40]: targeted small perturbations of an input, can cause the network to confidently misclassify it. One way to increase robustness to adversarial examples is to make the prediction function smooth via adversarial training [41]; however, constraining our model to be smooth everywhere

Method	0.0	0.5	1.0	1.5	ACR
Cohen et al.	66	43	22	8.2	.525
Meta-tailor	<b>68</b>	<b>45</b>	<b>23</b>	<b>8.4</b>	<b>.542</b>

Table 2: Percentage of points with certificate above different radii, and average certified radius (ACR) for  $\sigma = 0.5$  on the CIFAR-10 dataset.

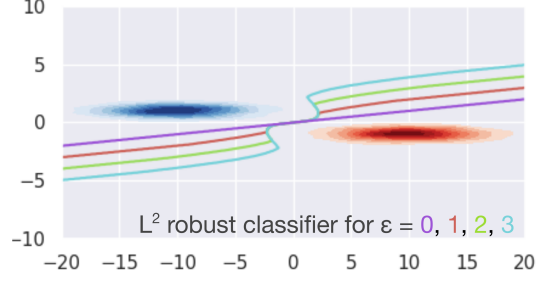


Figure 3: Decision boundary of our model at multiple levels of robustness on an example from [42].

makes it lose capacity, and even doing so just near the training points is very expensive. This is a perfect opportunity for applying tailoring and meta-tailoring, since we can ask for smoothness *a posteriori*, only on the specific  $x$  being queried.

We first illustrate the tailoring process with a simple illuminating example using the data from [42]. They use discriminant analysis on the data in figure 3 and obtain the purple linear separator. It has the property that, under assumptions about Gaussian distribution of the data, points above the line are more likely to have come from the blue class, and those below, from the red class. This separator is not very adversarially robust, in the sense that, for many points, a perturbation with a small  $\delta$  would change the assigned class. We improve the robustness of this classifier by tailoring it using the loss  $\mathcal{L}^{\text{tailor}}(x, \theta) = \text{KL}(\phi(f_\theta(x)) \parallel \phi(f_\theta(x + \arg \max_{|\delta| < \epsilon} \sum_j e^{f_\theta(x+\delta)_j})))$ , where KL represents the KL divergence,  $\phi$  is the logistic function, and  $\phi(f_\theta(x)_i)$  is the probability of  $x$  being in class  $i$ , so that  $\phi(f_\theta(x))$  represents the entire class distribution.

With this loss, we can adjust our parameters  $\theta$  so that the KL divergence between our prediction at  $x$  is closer to the prediction at perturbed point  $x + \delta$ , over all perturbations in radius  $\epsilon$ . Each of the curves in figure 3 corresponds to a decision boundary induced by tailoring the original separator with a different value for the maximum perturbation  $\epsilon$ . Note that the resulting separators are non-linear, even though we are tailoring a linear separator, because the tailoring is local to the prediction point. We also have the advantage of being able to choose different values of  $\epsilon$  at prediction time.

We can take a similar approach to classifying images in CIFAR-10 [43], tailoring predictions so that they are locally smooth, but with two changes. First, to improve the efficacy of tailoring, we will train our original  $\theta$  via meta-tailoring using (the first-order version of) CNGRAD. Second, we select a tailoring loss that enforces smoothness not just on the class prediction, but on the entire vector of activations of the penultimate layer in the neural network (which we denote  $g_\theta(x)$ ):

$$\mathcal{L}^{\text{tailor}}(x, \theta) = \mathbb{E}[\text{cos\_dist}(g_\theta(x), g_\theta(x + \delta))], \quad \delta \sim N(0, \nu^2), \quad (2)$$

where  $\text{cos\_dist}(v_1, v_2)$  is the cosine distance between vectors  $v_1$  and  $v_2$ . To keep inference fast, we approximate this loss with a single sample, but it could be improved with more samples or more sophisticated methods like virtual adversarial training [44].

[45] have developed a method for certifying the robustness of a model via randomized smoothing. It samples several points from a Gaussian  $N(x, \sigma^2)$  around a query point and, if a high proportion of them have the same classification, we have a certificate that the example cannot be adversarially modified by a small perturbation to have a different class. However, without enough agreement, we cannot produce a certificate. We show experimentally that meta-tailoring with the loss in equation 2 increases the average radius of certified robustness. We compare against the  $\sigma = 0.5$  classifier from [45]. To do so, we use  $\nu = 0.1$ ,  $\sigma' = \sqrt{\sigma^2 - \nu^2} \approx 0.49$  so that the points used in our tailoring loss come from  $N(x, \sigma'^2 + \nu^2) = N(x, \sigma^2)$ . In table 2, we show results on CIFAR-10 where we improve the average certification radius of their  $\sigma = 0.50$  robust classifier by 3.3%.

These experiments only scratch the surface of what tailoring allows for adversarial defenses: usually, the adversary looks at the model and gets to pick a particularly bad perturbation  $x + \delta$ . With tailoring, the model responds, by changing to weights  $\theta_{x+\delta}$ . This leads to a game, where both weights and inputs are perturbed, similar to:  $\min_{|\Delta| < \epsilon_\theta} \max_{|\delta| < \epsilon_x} \mathcal{L}^{\text{sup}}(f_{\theta+\Delta}(x + \delta), y)$ . However, since we don't get to observe  $y$ ; we optimize the weight perturbation by minimizing  $\mathcal{L}^{\text{tailor}}$  instead.



## 6 Conclusion

We have presented *tailoring*, a simple way of embedding inductive biases into models, by minimizing unsupervised objectives at prediction time. The framework is broadly applicable, as one can vary the model, the unsupervised loss and the task loss. We have empirically and theoretically shown the benefits that tailoring and meta-tailoring obtain by directly minimizing these unsupervised losses on the queries, instead of the training data; thereby reducing the generalization gap. Currently, most unsupervised or self-supervised objectives are optimized in task-agnostic ways; instead, meta-tailoring provides a generic way to make them especially useful for particular applications. It does so by learning how to best leverage the unsupervised loss to perform well on the final task we care about.

## Broader Impact

We propose a way of improving a broad class of machine learning systems instead of a particular system. Therefore, it is hard to make a generic statement about the consequences of the improvement in performance, which fall into the dual use of technology. First, we analyze one application that we highlight in the paper, improving adversarial defenses, then we analyze the consequences of the setting as a whole.

**Improving adversarial robustness:** we think having more robust and secure ML systems is mostly a positive change. However, we recognize that improving adversarial defenses could also have negative or nuanced consequences, such as preventing the use of adversarial examples for privacy preservation.

**Potential for stronger learning guarantees:** since we are optimizing an unsupervised loss for the particular query we care about, it is easier to have guarantees on the prediction. We are especially excited about potential prospects of these ideas for fairness, where the unsupervised objective could enforce specific criteria at the query or related inputs. More research needs to be done to make this assertion formal and practical.

**Potential effect on privacy:** our method suggests specializing the model to each input. This could have an impact on privacy, but it's not clear what impact it will have. Intuitively, this may help the untailored model to be less specialized to each input, lowering the individual information from any single training point contained in the model. However, predictions and tailoring updates have more information about the queries, which could leak more personal information in the predictions or if we perform the tailoring update for multiple queries with the same adaptation (which fits within our framework, but is not what we propose).

**Computational requirements:** First, we propose to improve performance at prediction time by performing an inner optimization, which will result in a higher inference time. For a gradient-based optimization and a few steps this factor generally ranges from  $1.5\times$  to  $10\times$  more compute time (though not significantly more parameters). This unfortunately only benefits those that can afford the larger computational power and has a bigger ecological footprint. However, since tailoring provides a good inductive bias, we can get the same performance with smaller networks, which might actually lower the overall compute requirements.

## Acknowledgments and Disclosure of Funding

We would like to thank Maria Bauza for her feedback and insightful advice. We would also like to thank Kelsey Allen, Marc de la Barrera, Chelsea Finn, Sebastian Flennerhag, and Shengtong Zhang for useful discussions. Finally, we would like to thank Clement Gehring for his help with deploying the experiments.

We gratefully acknowledge support from NSF grant 1723381; from AFOSR grant FA9550-17-1-0165; from ONR grant N00014-18-1-2847; from the Honda Research Institute, from MIT-IBM Watson Lab; and from SUTD Temasek Laboratories. Any opinions, findings, and conclusions or recommendations expressed in this material are those of the authors and do not necessarily reflect the views of our sponsors.

## References

- [1] Vladimir N Vapnik. The nature of statistical learning theory, 1995.
- [2] Olivier Chapelle, Vladimir Vapnik, and Jason Weston. Transductive inference for estimating values of functions. In *Advances in Neural Information Processing Systems*, pages 421–427, 2000.
- [3] Vincent Dumoulin, Jonathon Shlens, and Manjunath Kudlur. A learned representation for artistic style. *arXiv preprint arXiv:1610.07629*, 2016.

- [4] Luisa M Zintgraf, Kyriacos Shiarlis, Vitaly Kurin, Katja Hofmann, and Shimon Whiteson. Fast context adaptation via meta-learning. *arXiv preprint arXiv:1810.03642*, 2018.
- [5] Raia Hadsell, Sumit Chopra, and Yann LeCun. Dimensionality reduction by learning an invariant mapping. In *2006 IEEE Computer Society Conference on Computer Vision and Pattern Recognition (CVPR'06)*, volume 2, pages 1735–1742. IEEE, 2006.
- [6] Piotr Mirowski, Razvan Pascanu, Fabio Viola, Hubert Soyer, Andrew J Ballard, Andrea Banino, Misha Denil, Ross Goroshin, Laurent Sifre, Koray Kavukcuoglu, et al. Learning to navigate in complex environments. *arXiv preprint arXiv:1611.03673*, 2016.
- [7] David H Ackley, Geoffrey E Hinton, and Terrence J Sejnowski. A learning algorithm for boltzmann machines. *Cognitive science*, 9(1):147–169, 1985.
- [8] Geoffrey E Hinton. Training products of experts by minimizing contrastive divergence. *Neural computation*, 14(8):1771–1800, 2002.
- [9] Yann LeCun, Sumit Chopra, Raia Hadsell, M Ranzato, and F Huang. A tutorial on energy-based learning. *Predicting structured data*, 1(0), 2006.
- [10] Benjamin Scellier and Yoshua Bengio. Equilibrium propagation: Bridging the gap between energy-based models and backpropagation. *Frontiers in computational neuroscience*, 11:24, 2017.
- [11] Yilun Du and Igor Mordatch. Implicit generation and generalization in energy-based models. *arXiv preprint arXiv:1903.08689*, 2019.
- [12] Brandon Amos and J Zico Kolter. Optnet: Differentiable optimization as a layer in neural networks. In *Proceedings of the 34th International Conference on Machine Learning*, pages 136–145. JMLR, 2017.
- [13] Sebastian Tschiatschek, Aytunc Sahin, and Andreas Krause. Differentiable submodular maximization. *arXiv preprint arXiv:1803.01785*, 2018.
- [14] Jürgen Schmidhuber. *Evolutionary principles in self-referential learning, or on learning how to learn: the meta-meta-... hook*. PhD thesis, Technische Universität München, 1987.
- [15] Samy Bengio, Yoshua Bengio, and Jocelyn Cloutier. On the search for new learning rules for anns. *Neural Processing Letters*, 2(4):26–30, 1995.
- [16] Sebastian Thrun and Lorien Pratt. *Learning to learn*. Springer Science & Business Media, 1998.
- [17] Chelsea Finn. *Learning to Learn with Gradients*. PhD thesis, EECS Department, University of California, Berkeley, Aug 2018.
- [18] Timothy Hospedales, Antreas Antoniou, Paul Micaelli, and Amos Storkey. Meta-learning in neural networks: A survey. *arXiv preprint arXiv:2004.05439*, 2020.
- [19] Chelsea Finn, Pieter Abbeel, and Sergey Levine. Model-agnostic meta-learning for fast adaptation of deep networks. *arXiv preprint arXiv:1703.03400*, 2017.
- [20] Kate Rakelly, Aurick Zhou, Deirdre Quillen, Chelsea Finn, and Sergey Levine. Efficient off-policy meta-reinforcement learning via probabilistic context variables. *arXiv preprint arXiv:1903.08254*, 2019.
- [21] Ferran Alet, Erica Weng, Tomas Lozano-Perez, and Leslie Kaelbling. Neural relational inference with fast modular meta-learning. In *Advances in Neural Information Processing Systems (NeurIPS) 32*, 2019.
- [22] Ethan Perez, Florian Strub, Harm De Vries, Vincent Dumoulin, and Aaron Courville. Film: Visual reasoning with a general conditioning layer. In *Thirty-Second AAAI Conference on Artificial Intelligence*, 2018.
- [23] James Requeima, Jonathan Gordon, John Bronskill, Sebastian Nowozin, and Richard E Turner. Fast and flexible multi-task classification using conditional neural adaptive processes. In *Advances in Neural Information Processing Systems*, pages 7957–7968, 2019.
- [24] Léon Bottou and Vladimir Vapnik. Local learning algorithms. *Neural computation*, 4(6):888–900, 1992.
- [25] Victor Garcia and Joan Bruna. Few-shot learning with graph neural networks. *arXiv preprint arXiv:1711.04043*, 2017.

- [26] Yanbin Liu, Juho Lee, Minseop Park, Saehoon Kim, Eunho Yang, Sung Ju Hwang, and Yi Yang. Learning to propagate labels: Transductive propagation network for few-shot learning. *arXiv preprint arXiv:1805.10002*, 2018.
- [27] Yu Sun, Xiaolong Wang, Zhuang Liu, John Miller, Alexei A Efros, and Moritz Hardt. Test-time training for out-of-distribution generalization. *arXiv preprint arXiv:1909.13231*, 2019.
- [28] Guneet Singh Dhillon, Pratik Chaudhari, Avinash Ravichandran, and Stefano Soatto. A baseline for few-shot image classification. In *International Conference on Learning Representations*, 2020.
- [29] Antreas Antoniou and Amos J Storkey. Learning to learn by self-critique. In *Advances in Neural Information Processing Systems*, pages 9940–9950, 2019.
- [30] Dequan Wang, Evan Shelhamer, Bruno Olshausen, and Trevor Darrell. Dynamic scale inference by entropy minimization. *arXiv preprint arXiv:1908.03182*, 2019.
- [31] Aaron van den Oord, Yazhe Li, and Oriol Vinyals. Representation learning with contrastive predictive coding. *arXiv preprint arXiv:1807.03748*, 2018.
- [32] Kaiming He, Haoqi Fan, Yuxin Wu, Saining Xie, and Ross Girshick. Momentum contrast for unsupervised visual representation learning. *arXiv preprint arXiv:1911.05722*, 2019.
- [33] Ting Chen, Simon Kornblith, Mohammad Norouzi, and Geoffrey Hinton. A simple framework for contrastive learning of visual representations. *arXiv preprint arXiv:2002.05709*, 2020.
- [34] Peter L Bartlett and Shahar Mendelson. Rademacher and gaussian complexities: Risk bounds and structural results. *Journal of Machine Learning Research*, 3(Nov):463–482, 2002.
- [35] Sebastian Flennerhag, Andrei A Rusu, Razvan Pascanu, Hujun Yin, and Raia Hadsell. Meta-learning with warped gradient descent. *arXiv preprint arXiv:1909.00025*, 2019.
- [36] Sergey Ioffe and Christian Szegedy. Batch normalization: Accelerating deep network training by reducing internal covariate shift. *arXiv preprint arXiv:1502.03167*, 2015.
- [37] HJ Suh and Russ Tedrake. The surprising effectiveness of linear models for visual foresight in object pile manipulation. *arXiv preprint arXiv:2002.09093*, 2020.
- [38] Samuel Greydanus, Misko Dzamba, and Jason Yosinski. Hamiltonian neural networks. In *Advances in Neural Information Processing Systems*, pages 15353–15363, 2019.
- [39] Battista Biggio, Igino Corona, Davide Maiorca, Blaine Nelson, Nedim Šrđić, Pavel Laskov, Giorgio Giacinto, and Fabio Roli. Evasion attacks against machine learning at test time. In *Joint European conference on machine learning and knowledge discovery in databases*, pages 387–402. Springer, 2013.
- [40] Christian Szegedy, Wojciech Zaremba, Ilya Sutskever, Joan Bruna, Dumitru Erhan, Ian Goodfellow, and Rob Fergus. Intriguing properties of neural networks. *arXiv preprint arXiv:1312.6199*, 2013.
- [41] Aleksander Madry, Aleksandar Makelov, Ludwig Schmidt, Dimitris Tsipras, and Adrian Vladu. Towards deep learning models resistant to adversarial attacks. *arXiv preprint arXiv:1706.06083*, 2017.
- [42] Andrew Ilyas, Shibani Santurkar, Dimitris Tsipras, Logan Engstrom, Brandon Tran, and Aleksander Madry. Adversarial examples are not bugs, they are features. In *Advances in Neural Information Processing Systems*, pages 125–136, 2019.
- [43] Alex Krizhevsky, Geoffrey Hinton, et al. Learning multiple layers of features from tiny images. 2009.
- [44] Takeru Miyato, Shin-ichi Maeda, Masanori Koyama, and Shin Ishii. Virtual adversarial training: a regularization method for supervised and semi-supervised learning. *IEEE transactions on pattern analysis and machine intelligence*, 41(8):1979–1993, 2018.
- [45] Jeremy Cohen, Elan Rosenfeld, and Zico Kolter. Certified adversarial robustness via randomized smoothing. In *International Conference on Machine Learning*, pages 1310–1320, 2019.
- [46] Boris Mityagin. The zero set of a real analytic function. *arXiv preprint arXiv:1512.07276*, 2015.

- [47] Adam Paszke, Sam Gross, Francisco Massa, Adam Lerer, James Bradbury, Gregory Chanan, Trevor Killeen, Zeming Lin, Natalia Gimelshein, Luca Antiga, et al. Pytorch: An imperative style, high-performance deep learning library. In *Advances in Neural Information Processing Systems*, pages 8024–8035, 2019.
- [48] Edward Grefenstette, Brandon Amos, Denis Yarats, Phu Mon Htut, Artem Molchanov, Franziska Meier, Douwe Kiela, Kyunghyun Cho, and Soumith Chintala. Generalized inner loop meta-learning. *arXiv preprint arXiv:1910.01727*, 2019.
- [49] Runtian Zhai, Chen Dan, Di He, Huan Zhang, Boqing Gong, Pradeep Ravikumar, Cho-Jui Hsieh, and Liwei Wang. Macer: Attack-free and scalable robust training via maximizing certified radius. In *International Conference on Learning Representations*, 2020.
- [50] Hadi Salman, Jerry Li, Ilya Razenshteyn, Pengchuan Zhang, Huan Zhang, Sebastien Bubeck, and Greg Yang. Provably robust deep learning via adversarially trained smoothed classifiers. In *Advances in Neural Information Processing Systems*, pages 11289–11300, 2019.

# Appendix

## A On the condition in Theorem 3 and Corollary 2

In Theorem 3 and Corollary 2, the condition  $\|g^{(i)}(x)\|_2^2 - g^{(i)}(x)^\top g^{(j)}(x) > 0$  (for all  $i \neq j$ ) can be easily satisfied, for example, by choosing  $g^{(1)}, \dots, g^{(n_g)}$  to produce normalized and distinguishable argued inputs for each prediction point  $x$  at prediction time. To see this, with normalization  $\|g^{(i)}(x)\|_2^2 = \|g^{(j)}(x)\|_2^2$ , the condition is satisfied if  $\|g^{(i)}(x) - g^{(j)}(x)\|_2^2 > 0$  for  $i \neq j$  since  $\frac{1}{2}\|g^{(i)}(x) - g^{(j)}(x)\|_2^2 = \|g^{(i)}(x)\|_2^2 - g^{(i)}(x)^\top g^{(j)}(x)$ .

In general, the normalization is not necessary for the condition to hold; e.g., orthogonality on  $g^{(i)}(x)$  and  $g^{(j)}(x)$  along with  $g^{(i)}(x) \neq 0$  satisfies it without the normalization.

## B Understanding the expected meta-tailoring contrastive loss

We first define the meta-tailoring contrastive loss  $\mathcal{L}_{\text{cont}}(x, \theta)$  in detail. In meta-tailoring contrastive learning, we choose the probability measure of positive example  $x^+ \sim \mu_{x^+}(x)$  and the probability measure of negative example  $x^-, y^- \sim \mu_{x^-, y^-}(x)$ , both of which are tailored for each input point  $x$  at prediction time. These choices induce the marginal distributions for the negative examples  $y^- \sim \mu_{y^-}(x)$  and  $x^- \sim \mu_{x^-}(x)$ , as well as the unknown probability of  $y^- = y$  defined by  $\rho_y(\mu_{y^-}(x)) = \mathbb{E}_{y^- \sim \mu_{y^-}(x)}(\mathbb{1}\{y^- = y\})$ . Define the lower and upper bound on the probability of  $y^- = y$  as  $\underline{\rho}(x) \leq \rho_y(\mu_{y^-}(x)) \leq \bar{\rho}(x) \in [0, 1]$ .

Then, the first pre-meta-tailoring contrastive loss can be defined by

$$\mathcal{L}_{\text{cont}}^{x^+, x^-}(x, \theta) = \mathbb{E}_{\substack{x^+ \sim \mu_{x^+}(x) \\ x^- \sim \mu_{x^-}(x)}}[\ell_{\text{cont}}(h_\theta(x)^\top (h_\theta(x^+) - h_\theta(x^-)))],$$

where  $h_\theta(x) \in \mathbb{R}^{m_H+1}$  represents the output of the last hidden layer, including a constant neuron corresponding the bias term of the last output layer (if there is no bias term,  $h_\theta(x) \in \mathbb{R}^{m_H}$ ). For every  $z \in \mathbb{R}^{2 \times (m_H+1)}$ , define  $\psi_{x, y, y^-}(z) = \ell_{\text{cont}}((z_y - z_{y^-})h_\theta(x))$ , where  $z_y \in \mathbb{R}^{1 \times m_H}$  is the  $y$ -th row vector of  $z$ . We define the second pre-meta-tailoring contrastive loss by

$$\mathcal{L}_{\text{cont}}^{x^+, x^-, y^-}(x, \theta) = \max_y \mathbb{E}_{y^- \sim \mu_{y^-}(x)}[\psi_{x, y, y^-}(\theta^{(H+1)}) - \psi_{x, 1, 2}([u_h^+, u_h^-]^\top)],$$

where  $u_h^+ = \mathbb{E}_{x^+ \sim \mu_{x^+}(x)}[h_\theta(x^+)]$  and  $u_h^- = \mathbb{E}_{x^- \sim \mu_{x^-}(x)}[h_\theta(x^-)]$ . Here, we decompose  $\theta$  as  $\theta = (\theta^{(1:H)}, \theta^{(H+1)})$ , where  $\theta^{(H+1)} = [W^{(H+1)}, b^{(H+1)}] \in \mathbb{R}^{m_y \times (m_H+1)}$  represents the parameters at the last output layer, and  $\theta^{(1:H)}$  represents all others.

Then, the meta-tailoring contrastive loss is defined by

$$\mathcal{L}_{\text{cont}}(x, \theta) = \frac{1}{1 - \bar{\rho}(x)} \left( \mathcal{L}_{\text{cont}}^{x^+, x^-}(x, \theta) + \mathcal{L}_{\text{cont}}^{x^+, x^-, y^-}(x, \theta) - \underline{\rho}(x) \right).$$

Theorem 4 states that for any  $\theta^{(1:H)}$ , the convex optimization of  $\mathcal{L}_{\text{cont}}^{x^+, x^-}(x, \theta) + \mathcal{L}_{\text{cont}}^{x^+, x^-, y^-}(x, \theta)$  over  $\theta^{(H+1)}$  can achieve the value of  $\mathcal{L}_{\text{cont}}^{x^+, x^-}(x, \theta)$  without the value of  $\mathcal{L}_{\text{cont}}^{x^+, x^-, y^-}(x, \theta)$ , allowing us to focus on the first term  $\mathcal{L}_{\text{cont}}^{x^+, x^-}(x, \theta)$ , for some choice of  $\mu_{x^-, y^-}(x)$  and  $\mu_{x^+}(x)$ .

**Theorem 4.** *For any  $\theta^{(1:H)}$ ,  $\mu_{x^-, y^-}(x)$  and  $\mu_{x^+}(x)$ , the function  $\theta^{(H+1)} \mapsto \mathcal{L}_{\text{cont}}^{x^+, x^-}(x, \theta) + \mathcal{L}_{\text{cont}}^{x^+, x^-, y^-}(x, \theta)$  is convex. Moreover, there exists  $\mu_{x^-, y^-}(x)$  and  $\mu_{x^+}(x)$  such that, for any  $\theta^{(1:H)}$  and any  $\bar{\theta}^{(H+1)}$ ,*

$$\inf_{\theta^{(H+1)} \in \mathbb{R}^{m_y \times (m_H+1)}} \mathcal{L}_{\text{cont}}^{x^+, x^-}(x, \theta) + \mathcal{L}_{\text{cont}}^{x^+, x^-, y^-}(x, \theta) \leq \mathcal{L}_{\text{cont}}^{x^+, x^-}(x, \theta^{(1:H)}, \bar{\theta}^{(H+1)}).$$

## C Proofs

In order to have concise proofs, we introduce additional notations while keeping track of dependent variables more explicitly. Since  $h_\theta$  only depends on  $\theta^{(1:H)}$ , let us write  $h_{\theta^{(1:H)}} = h_\theta$ . Similarly,  $\mathcal{L}_{\text{cont}}(x, \theta^{(1:H)}) = \mathcal{L}_{\text{cont}}(x, \theta)$ . Let  $\theta(x) = \theta_x$  and  $\theta(x, S) = \theta_{x,S}$ . Define  $\mathcal{L} = \mathcal{L}^{\text{sup}}$ .

### C.1 Proof of Theorem 3

*Proof of Theorem 3.* The output of fully-connected neural networks for an input  $x$  with a parameter vector  $\theta = (w, \gamma, \beta)$  can be represented by  $f_\theta(x) = W^{(H+1)}h^{(H)}(x) + b^{(H+1)}$  where  $W^{(H+1)} \in \mathbb{R}^{1 \times m_H}$  and  $b^{(H+1)} \in \mathbb{R}$  are the weight matrix and the bias term respectively at the last layer, and  $h^{(H)}(x) \in \mathbb{R}^{m_H}$  represents the output of the last hidden layer. Here,  $m_l$  represents the number of neurons at the  $l$ -th layer, and  $h^{(l)}(x) = \gamma^{(l)}(\sigma(W^{(l)}h^{(l-1)}(x) + b^{(l)})) - \beta^{(l)} \in \mathbb{R}^{m_l}$  for  $l = 1, \dots, H$ , with trainable parameters  $\gamma^{(l)}, \beta^{(l)} \in \mathbb{R}^{m_l}$ , where  $h^{(0)}(x) = x$ . Let  $z^{(l)}(x) = \sigma(W^{(l)}h^{(l-1)}(x) + b^{(l)})$ .

Then, by rearranging the definition of the output of the neural networks,

$$\begin{aligned} f_\theta(x) &= W^{(H+1)}h^{(H)}(x) + b^{(H+1)} \\ &= \left( \sum_{k=1}^{m_H} W_k^{(H+1)} \gamma_k^{(H)} z^{(H)}(x)_k + W_k^{(H+1)} \beta_k^{(H)} \right) + b^{(H+1)} \\ &= [W^{(H+1)} \circ z^{(H)}(x)^\top, W^{(H+1)}] \begin{bmatrix} \gamma^{(H)} \\ \beta^{(H)} \end{bmatrix} + b^{(H+1)}. \end{aligned}$$

Thus, we can write

$$\begin{bmatrix} f_\theta(g^{(1)}(x)) \\ \vdots \\ f_\theta(g^{(n_g)}(x)) \end{bmatrix} = M_w \begin{bmatrix} \gamma^{(H)} \\ \beta^{(H)} \end{bmatrix} + b^{(H+1)} \mathbf{1}_{n_g} \in \mathbb{R}^{n_g}, \quad (3)$$

where

$$M_w = \begin{bmatrix} W^{(H+1)} \circ z^{(H)}(g^{(1)}(x))^\top, W^{(H+1)} \\ \vdots \\ W^{(H+1)} \circ z^{(H)}(g^{(n_g)}(x))^\top, W^{(H+1)} \end{bmatrix} \in \mathbb{R}^{n_g \times 2m_H},$$

and  $\mathbf{1}_{n_g} = [1, 1, \dots, 1]^\top \in \mathbb{R}^{n_g}$ .

Using the above equality, we show an existence of a  $(\gamma, \beta)$  such that  $\mathcal{L}^{\text{tailor}}(x, \bar{w}, \gamma, \beta) = \inf_{w, \gamma, \beta} \mathcal{L}^{\text{tailor}}(x, \theta)$  for any  $x \in \mathcal{X} \subseteq \mathbb{R}^{m_x}$  and any  $\bar{w} \notin \mathcal{W}$  where Lebesgue measure of  $\mathcal{W} \subset \mathbb{R}^d$  is zero. To do so, we first fix  $\gamma_k^{(l)} = 1$  and  $\beta_k^{(l)} = 0$  for  $l = 1, \dots, H-1$ , with which  $h^{(l)}(x) = z^{(l)}(x)$  for  $l = 1, \dots, H-1$ .

Define  $\varphi(w) = \det(M_w M_w^\top)$ , which is analytic since  $\sigma$  is analytic. Furthermore, we have that  $\{w \in \mathbb{R}^d : M_w \text{ has rank less than } n_g\} = \{w \in \mathbb{R}^d : \varphi(w) = 0\}$ , since the rank of  $M_w$  and the rank of the Gram matrix are equal. Since  $\varphi$  is analytic, if  $\varphi$  is not identically zero ( $\varphi \neq 0$ ), the Lebesgue measure of its zero set  $\{w \in \mathbb{R}^d : \varphi(w) = 0\}$  is zero [46]. Therefore, if  $\varphi(w) \neq 0$  for some  $w \in \mathbb{R}^d$ , the Lebesgue measure of the set  $\{w \in \mathbb{R}^d : M_w \text{ has rank less than } n_g\}$  is zero.

Accordingly, we now constructs a  $w \in \mathbb{R}^d$  such that  $\varphi(w) \neq 0$ . Set  $W^{(H+1)} = \mathbf{1}_{m_H}^\top$ . Then,

$$M_w = [\bar{M}_w, \mathbf{1}_{n_g, m_H}] \in \mathbb{R}^{n_g \times m_H}.$$

where

$$\bar{M}_w = \begin{bmatrix} z^{(H)}(g^{(1)}(x))^\top \\ \vdots \\ z^{(H)}(g^{(n_g)}(x))^\top \end{bmatrix} \in \mathbb{R}^{n_g \times m_H}$$

and  $\mathbf{1}_{n_g, m_H} \in \mathbb{R}^{n_g \times m_H}$  with  $(\mathbf{1}_{n_g, m_H})_{ij} = 1$  for all  $i, j$ . For  $l = 1, \dots, H$ , define

$$G^{(l)} = \begin{bmatrix} z^{(l)}(g^{(1)}(x))^\top \\ \vdots \\ z^{(l)}(g^{(n_g)}(x))^\top \end{bmatrix} \in \mathbb{R}^{n_g \times m_l}.$$

Then, for  $l = 1, \dots, H$ ,

$$G^{(l)} = \sigma(G^{(l-1)}(W^{(l)})^\top + \mathbf{1}_{n_g}(b^{(l)})^\top),$$

where  $\sigma$  is applied element-wise (by overloading of the notation  $\sigma$ ), and

$$(\bar{M}_w)_{ik} = (G^{(H)})_{ik}.$$

From the assumption  $g(x)$ , there exists  $c > 0$  such that  $\|g^{(i)}(x)\|_2^2 - \langle g^{(i)}(x), g^{(j)}(x) \rangle > c$  for all  $i \neq j$ . From Assumption 1, there exists  $c'$  such that  $\sigma_+ - \sigma_- > c'$ . Using these constants, set  $W_i^{(1)} = \alpha^{(1)} g^{(i)}(x)^\top$  and  $b_i^{(1)} = c\alpha^{(1)}/2 - \alpha^{(1)}\|g^{(i)}(x)\|_2^2$  for  $i = 1, \dots, n_g$ , where  $W_i^{(1)}$  represents the  $i$ -th row of  $W^{(1)}$ . Moreover, set  $W_{1:n_g, 1:n_g}^{(l)} = \alpha^{(l)} I_{n_g}$  and  $b_k^{(l)} = c'\alpha^{(l)}/2 - \alpha^{(l)}\sigma_+$  for all  $k$  and  $l = 2, \dots, H$ , where  $W_{1:n_g, 1:n_g}^{(l)}$  is the first  $n_g \times n_g$  block matrix of  $W^{(l)}$  and  $I_{n_g}$  is the  $n_g \times n_g$  identity matrix. Set all other weights and bias to be zero. Then, for any  $i \in \{1, \dots, n_g\}$ ,

$$(G^{(1)})_{ii} = \sigma(c\alpha^{(1)}/2),$$

and for any  $k \in \{1, \dots, n_g\}$  with  $k \neq i$ ,

$$(G^{(1)})_{ik} = \sigma(\alpha^{(1)}(\langle g^{(i)}(x), g^{(k)}(x) \rangle - \|g^{(k)}(x)\|_2^2 + c/2)) \leq \sigma(-c\alpha^{(1)}/2).$$

Since  $\sigma(c\alpha^{(1)}/2) \rightarrow \sigma_+$  and  $\sigma(-c\alpha^{(1)}/2) \rightarrow \sigma_-$  as  $\alpha^{(1)} \rightarrow \infty$ , with  $\alpha^{(1)}$  sufficiently large, we have that  $\sigma(c\alpha^{(1)}/2) - \sigma_+ + c'/2 \geq c_1^{(2)}$  and  $\sigma(-c\alpha^{(1)}/2) - \sigma_+ + c'/2 \leq -c_2^{(2)}$  for some  $c_1^{(2)}, c_2^{(2)} > 0$ . Note that  $c_1^{(2)}$  and  $c_2^{(2)}$  depends only on  $\alpha^{(1)}$  and does not depend on any of  $\alpha^{(2)}, \dots, \alpha^{(H)}$ . Therefore, with  $\alpha^{(1)}$  sufficiently large,

$$(G^{(2)})_{ii} = \sigma(\alpha^{(2)}(\sigma(c\alpha^{(1)}/2) - \sigma_+ + c'/2)) \geq \sigma(\alpha^{(2)}c_1^{(2)}),$$

and

$$(G^{(2)})_{ik} \leq \sigma(\alpha^{(2)}(\sigma(-c\alpha^{(1)}/2) - \sigma_+ + c'/2)) \leq \sigma(-\alpha^{(2)}c_2^{(2)}).$$

Repeating this process with Assumption 1, we have that with  $\alpha^{(1)}, \dots, \alpha^{(H-1)}$  sufficiently large,

$$(G^{(H)})_{ii} \geq \sigma(\alpha^{(H)}c_1^{(H)}),$$

and

$$(G^{(H)})_{ik} \leq \sigma(-\alpha^{(H)}c_2^{(H)}).$$

Here,  $(G^{(H)})_{ii} \rightarrow \sigma_+$  and  $(G^{(H)})_{ik} \rightarrow \sigma_-$  as  $\alpha^{(H)} \rightarrow \infty$ . Therefore, with  $\alpha^{(1)}, \dots, \alpha^{(H)}$  sufficiently large, for any  $i \in \{1, \dots, n_g\}$ ,

$$|(\bar{M}_w)_{ii} - \sigma_-| > \sum_{k \neq i} |(\bar{M}_w)_{ik} - \sigma_-|. \quad (4)$$

The inequality (4) means that the matrix  $\bar{M}'_w = [(\bar{M}_w)_{ij} - \sigma_-]_{1 \leq i, j \leq n_g} \in \mathbb{R}^{n_g \times n_g}$  is strictly diagonally dominant and hence is nonsingular with rank  $n_g$ . This implies that the matrix  $[\bar{M}'_w, \mathbf{1}_{n_g}] \in \mathbb{R}^{n_g \times (n_g+1)}$  has rank  $n_g$ . This then implies that the matrix  $\tilde{M}_w = [(\bar{M}_w)_{ij}]_{1 \leq i, j \leq n_g}, \mathbf{1}_{n_g} \in \mathbb{R}^{n_g \times (n_g+1)}$  has rank  $n_g$ , since the elementary matrix operations preserve the matrix rank. Since the set of all columns of  $M_w$  contains all columns of  $\tilde{M}_w$ , this implies that  $M_w$  has rank  $n_g$  and  $\varphi(w) \neq 0$  for this constructed particular  $w$ .

Therefore, the Lebesgue measure of the set  $\mathcal{W} = \{w \in \mathbb{R}^d : \varphi(w) = 0\}$  is zero. If  $w \notin \mathcal{W}$ ,  $\{(f_{\bar{w}, \bar{\gamma}, \bar{\beta}}(g^{(1)}(x)), \dots, f_{\bar{w}, \bar{\gamma}, \bar{\beta}}(g^{(n_g)}(x))) \in \mathbb{R}^{n_g} : \bar{\gamma}^{(l)}, \bar{\beta}^{(l)} \in \mathbb{R}^{m_l}\} = \mathbb{R}^{n_g}$ , since  $M_w$  has rank  $n_g$  in (3) for some  $\bar{\gamma}^{(l)}, \bar{\beta}^{(l)}$  for  $l = 1, \dots, H-1$  as shown above. Thus, for any  $\bar{w} \notin \mathcal{W}$  and for any  $(w, \gamma, \beta)$ , there exists  $(\bar{\gamma}, \bar{\beta})$  such that

$$(f_{w, \gamma, \beta}(g^{(1)}(x)), \dots, f_{w, \gamma, \beta}(g^{(n_g)}(x))) = (f_{\bar{w}, \bar{\gamma}, \bar{\beta}}(g^{(1)}(x)), \dots, f_{\bar{w}, \bar{\gamma}, \bar{\beta}}(g^{(n_g)}(x)))$$

which implies the desired statement.  $\square$



## C.2 Proof of Corollary 2

*Proof of Corollary 2.* Since non-degenerate Gaussian measure with any mean and variance is absolutely continuous with respect to Lebesgue measure, Theorem 3 implies the statement of this corollary.  $\square$

## C.3 Proof of Theorem 1

The following lemma provides an upper bound on the expected loss via expected meta-tailoring contrastive loss.

**Lemma 5.** *For every  $\theta$ ,*

$$\mathbb{E}_{x,y}[\mathcal{L}(f_\theta(x), y)] \leq \mathbb{E}_x \left[ \frac{1}{1 - \bar{\rho}(x)} \left( \mathcal{L}_{\text{cont}}^{x^+, x^-}(x, \theta^{(1:H)}) + \mathcal{L}_{\text{cont}}^{x^+, x^-, y^-}(x, \theta) - \bar{\rho}(x) \right) \right]$$

*Proof of Lemma 5.* Using the notation  $\rho = \rho_y(\mu_{y^-}(x))$ ,

$$\begin{aligned} & \mathbb{E}_{x,y}[\mathcal{L}(f_\theta(x), y)] \\ &= \mathbb{E}_{x,y} \left[ \frac{1}{1 - \rho} ((1 - \rho)\mathcal{L}(f_\theta(x), y) \pm \rho) \right] \\ &= \mathbb{E}_{x,y} \left[ \frac{1}{1 - \rho} ((1 - \rho)\ell_{\text{cont}}(f_\theta(x)_y - f_\theta(x)_{y' \neq y}) + \rho\ell_{\text{cont}}(f_\theta(x)_y - f_\theta(x)_{y' = y}) - \rho) \right] \\ &= \mathbb{E}_{x,y} \left[ \frac{1}{1 - \rho} \left( \mathbb{E}_{y^- \sim \mu_{y^-}(x)} [\ell_{\text{cont}}(f_\theta(x)_y - f_\theta(x)_{y^-})] - \rho \right) \right] \\ &= \mathbb{E}_{x,y} \left[ \frac{1}{1 - \rho} \left( \mathbb{E}_{y^- \sim \mu_{y^-}(x)} [\psi_{x,y,y^-}(\theta^{(H+1)})] - \rho \right) \right] \\ &\leq \mathbb{E}_{x,y} \left[ \frac{1}{1 - \rho} \left( \psi_{x,1,2}([u_h^+, u_h^-]^\top) + \mathcal{L}_{\text{cont}}^{x^+, x^-, y^-}(x, \theta) - \rho \right) \right] \\ &\leq \mathbb{E}_{x,y} \left[ \frac{1}{1 - \rho} \left( \mathcal{L}_{\text{cont}}^{x^+, x^-}(x, \theta^{(1:H)}) + \mathcal{L}_{\text{cont}}^{x^+, x^-, y^-}(x, \theta) - \rho \right) \right] \end{aligned}$$

where the third line follows from the definition of  $\mathcal{L}(f_\theta(x), y)$  and  $\ell_{\text{cont}}(f_\theta(x)_y - f_\theta(x)_{y' = y}) = \ell_{\text{cont}}(0) = 1$ , the forth line follows from the definition of  $\rho$  and the expectation  $\mathbb{E}_{y^- \sim \mu_{y^-}(x)}$ , the fifth line follows from  $f_\theta(x)_y = \theta_y^{(H+1)} h_{\theta^{(1:H)}}(x)$  and  $f_\theta(x)_{y^-} = \theta_{y^-}^{(H+1)} h_{\theta^{(1:H)}}(x)$ , the sixth line follows from the definition of  $\mathcal{L}_{\text{cont}}^{x^+, x^-, y^-}$ . The last line follows from the convexity of  $\ell_{\text{cont}}$  and Jensen's inequality: i.e.,

$$\begin{aligned} & \psi_{x,1,2}([u_h^+, u_h^-]^\top) \\ &= \ell_{\text{cont}}(\mathbb{E}_{x^+ \sim \mu_{x^+}(x)} \mathbb{E}_{x^- \sim \mu_{x^-}(x)} [(h_{\theta^{(1:H)}}(x^+) - h_{\theta^{(1:H)}}(x^-))^\top h_{\theta^{(1:H)}}(x)]) \\ &\leq \mathbb{E}_{x^+ \sim \mu_{x^+}(x)} \mathbb{E}_{x^- \sim \mu_{x^-}(x)} \ell_{\text{cont}}((h_{\theta^{(1:H)}}(x^+) - h_{\theta^{(1:H)}}(x^-))^\top h_{\theta^{(1:H)}}(x)). \end{aligned}$$

Therefore,

$$\begin{aligned} & \mathbb{E}_{x,y}[\mathcal{L}(f_\theta(x), y)] \\ &\leq \mathbb{E}_{x,y} \left[ \frac{1}{1 - \rho_y(\mu_{y^-}(x))} \left( \mathcal{L}_{\text{cont}}^{x^+, x^-}(x, \theta^{(1:H)}) + \mathcal{L}_{\text{cont}}^{x^+, x^-, y^-}(x, \theta) - \rho_y(\mu_{y^-}(x)) \right) \right] \\ &\leq \mathbb{E}_x \left[ \frac{1}{1 - \bar{\rho}(x)} \left( \mathcal{L}_{\text{cont}}^{x^+, x^-}(x, \theta^{(1:H)}) + \mathcal{L}_{\text{cont}}^{x^+, x^-, y^-}(x, \theta) - \bar{\rho}(x) \right) \right] \end{aligned}$$

where we used  $\bar{\rho}(x) \leq \rho_y(\mu_{y^-}(x)) \leq \bar{\rho}(x) \in [0, 1]$ .  $\square$

**Lemma 6.** *Let  $S \mapsto f_{\theta(x,S)}(x)$  be an uniformly  $\zeta$ -stable tailoring algorithm. Then, for any  $\delta > 0$ , with probability at least  $1 - \delta$  over an i.i.d. draw of  $n$  i.i.d. samples  $S = ((x_i, y_i))_{i=1}^n$ , the following*

holds:

$$\mathbb{E}_{x,y}[\mathcal{L}(f_{\theta(x,S)}(x), y)] \leq \frac{1}{n} \sum_{i=1}^n \mathcal{L}(f_{\theta(x_i,S)}(x_i), y_i) + \frac{\zeta}{n} + (2\zeta + c) \sqrt{\frac{\ln(1/\delta)}{2n}}.$$

*Proof of Lemma 6.* Define  $\varphi_1(S) = \mathbb{E}_{x,y}[\mathcal{L}(f_{\theta(x,S)}(x), y)]$  and  $\varphi_2(S) = \frac{1}{n} \sum_{i=1}^n \mathcal{L}(f_{\theta(x_i,S)}(x_i), y_i)$ , and  $\varphi(S) = \varphi_1(S) - \varphi_2(S)$ . To apply McDiarmid's inequality to  $\varphi(S)$ , we compute an upper bound on  $|\varphi(S) - \varphi(S')|$  where  $S$  and  $S'$  be two training datasets differing by exactly one point of an arbitrary index  $i_0$ ; i.e.,  $S_i = S'_i$  for all  $i \neq i_0$  and  $S_{i_0} \neq S'_{i_0}$ , where  $S' = ((x'_i, y'_i))_{i=1}^n$ . Let  $\tilde{\zeta} = \frac{\zeta}{n}$ . Then,

$$|\varphi(S) - \varphi(S')| \leq |\varphi_1(S) - \varphi_1(S')| + |\varphi_2(S) - \varphi_2(S')|.$$

For the first term, using the  $\zeta$ -stability,

$$\begin{aligned} |\varphi_1(S) - \varphi_1(S')| &\leq \mathbb{E}_{x,y}[|\mathcal{L}(f_{\theta(x,S)}(x), y) - \mathcal{L}(f_{\theta(x,S')} (x), y)|] \\ &\leq \tilde{\zeta}. \end{aligned}$$

For the second term, using  $\zeta$ -stability and the upper bound  $c$  on per-sample loss,

$$\begin{aligned} |\varphi_2(S) - \varphi_2(S')| &\leq \frac{1}{n} \sum_{i \neq i_0} |\mathcal{L}(f_{\theta(x_i,S)}(x_i), y_i) - \mathcal{L}(f_{\theta(x_i,S')} (x_i), y_i)| + \frac{c}{n} \\ &\leq \frac{(n-1)\tilde{\zeta}}{n} + \frac{c}{n} \leq \tilde{\zeta} + \frac{c}{n}. \end{aligned}$$

Therefore,  $|\varphi(S) - \varphi(S')| \leq 2\tilde{\zeta} + \frac{c}{n}$ . By McDiarmid's inequality, for any  $\delta > 0$ , with probability at least  $1 - \delta$ ,

$$\varphi(S) \leq \mathbb{E}_S[\varphi(S)] + (2\zeta + c) \sqrt{\frac{\ln(1/\delta)}{2n}}.$$

The rest of the proof bounds the first term  $\mathbb{E}_S[\varphi(S)]$ . By the linearity of expectation,

$$\mathbb{E}_S[\varphi(S)] = \mathbb{E}_S[\varphi_1(S)] - \mathbb{E}_S[\varphi_2(S)].$$

For the first term,

$$\mathbb{E}_S[\varphi_1(S)] = \mathbb{E}_{S,x,y}[\mathcal{L}(f_{\theta(x,S)}(x), y)].$$

For the second term, using the linearity of expectation,

$$\begin{aligned} \mathbb{E}_S[\varphi_2(S)] &= \mathbb{E}_S \left[ \frac{1}{n} \sum_{i=1}^n \mathcal{L}(f_{\theta(x_i,S)}(x_i), y_i) \right] \\ &= \frac{1}{n} \sum_{i=1}^n \mathbb{E}_S[\mathcal{L}(f_{\theta(x_i,S)}(x_i), y_i)] \\ &= \frac{1}{n} \sum_{i=1}^n \mathbb{E}_{S,x,y}[\mathcal{L}(f_{\theta(x,S^i_{x,y})}(x), y)], \end{aligned}$$

where  $S^i$  is a sample of  $n$  points such that  $(S^i_{x,y})_j = S_j$  for  $j \neq i$  and  $(S^i_{x,y})_i = (x, y)$ . By combining these, using the linearity of expectation and  $\zeta$ -stability,

$$\begin{aligned} \mathbb{E}_S[\varphi(S)] &= \frac{1}{n} \sum_{i=1}^n \mathbb{E}_{S,x,y}[\mathcal{L}(f_{\theta(x,S)}(x), y) - \mathcal{L}(f_{\theta(x,S^i_{x,y})}(x), y)] \\ &\leq \frac{1}{n} \sum_{i=1}^n \mathbb{E}_{S,x,y}[|\mathcal{L}(f_{\theta(x,S)}(x), y) - \mathcal{L}(f_{\theta(x,S^i_{x,y})}(x), y)|] \\ &\leq \frac{1}{n} \sum_{i=1}^n \tilde{\zeta} = \tilde{\zeta}. \end{aligned}$$

Therefore,  $\mathbb{E}_S[\varphi(S)] \leq \tilde{\zeta}$ .

□

*Proof of Theorem 1.* For any  $\theta$ ,

$$\mathbb{E}_{x,y}[\mathcal{L}(f_\theta(x), y)] = \inf_{\kappa \in [0,1]} \kappa \mathbb{E}_{x,y}[\mathcal{L}(f_\theta(x), y)] + (1 - \kappa) \mathbb{E}_{x,y}[\mathcal{L}(f_\theta(x), y)].$$

Applying Lemma 5 for the first term and Lemma 6 yields the desired statement.  $\square$

#### C.4 Proof of Theorem 2

The following lemma is used along with Lemma 5 to prove the statement of this theorem.

**Lemma 7.** *Let  $\mathcal{F}$  be an arbitrary set of maps  $x \mapsto f_{\theta_x}(x)$ . For any  $\delta > 0$ , with probability at least  $1 - \delta$  over an i.i.d. draw of  $n$  i.i.d. samples  $((x_i, y_i))_{i=1}^n$ , the following holds: for all maps  $(x \mapsto f_{\theta_x}(x)) \in \mathcal{F}$ ,*

$$\mathbb{E}_{x,y}[\mathcal{L}(f_{\theta_x}(x), y)] \leq \frac{1}{n} \sum_{i=1}^n \mathcal{L}(f_{\theta_{x_i}}(x_i), y_i) + 2\mathcal{R}_n(\mathcal{L} \circ \mathcal{F}) + c\sqrt{\frac{\ln(1/\delta)}{2n}}.$$

*Proof of Lemma 7.* Let  $S = ((x_i, y_i))_{i=1}^n$  and  $S' = ((x'_i, y'_i))_{i=1}^n$ . Define

$$\varphi(S) = \sup_{(x \mapsto f_{\theta_x}(x)) \in \mathcal{F}} \mathbb{E}_{x,y}[\mathcal{L}(f_{\theta_x}(x), y)] - \frac{1}{n} \sum_{i=1}^n \mathcal{L}(f_{\theta_{x_i}}(x_i), y_i).$$

To apply McDiarmid's inequality to  $\varphi(S)$ , we compute an upper bound on  $|\varphi(S) - \varphi(S')|$  where  $S$  and  $S'$  be two training datasets differing by exactly one point of an arbitrary index  $i_0$ ; i.e.,  $S_i = S'_i$  for all  $i \neq i_0$  and  $S_{i_0} \neq S'_{i_0}$ . Then,

$$\varphi(S') - \varphi(S) \leq \sup_{(x \mapsto f_{\theta_x}(x)) \in \mathcal{F}} \frac{\mathcal{L}(f_{\theta_{(x_{i_0})}}(x_{i_0}), y_{i_0}) - \mathcal{L}(f_{\theta_{(x'_{i_0})}}(x'_{i_0}), y'_{i_0})}{n} \leq \frac{c}{n}.$$

Similarly,  $\varphi(S) - \varphi(S') \leq \frac{c}{n}$ . Thus, by McDiarmid's inequality, for any  $\delta > 0$ , with probability at least  $1 - \delta$ ,

$$\varphi(S) \leq \mathbb{E}_S[\varphi(S)] + c\sqrt{\frac{\ln(1/\delta)}{2n}}.$$

Moreover, with  $f(x) = f_{\theta_x}(x)$ ,

$$\begin{aligned} \mathbb{E}_S[\varphi(S)] &= \mathbb{E}_S \left[ \sup_{f \in \mathcal{F}} \mathbb{E}_{S'} \left[ \frac{1}{n} \sum_{i=1}^n \mathcal{L}(f_{\theta_{(x'_i)}}(x'_i), y'_i) \right] - \frac{1}{n} \sum_{i=1}^n \mathcal{L}(f_{\theta_{x_i}}(x_i), y_i) \right] \\ &\leq \mathbb{E}_{S,S'} \left[ \sup_{f \in \mathcal{F}} \frac{1}{n} \sum_{i=1}^n (\mathcal{L}(f_{\theta_{(x'_i)}}(x'_i), y'_i) - \mathcal{L}(f_{\theta_{x_i}}(x_i), y_i)) \right] \\ &\leq \mathbb{E}_{\xi, S, S'} \left[ \sup_{f \in \mathcal{F}} \frac{1}{n} \sum_{i=1}^n \xi_i (\mathcal{L}(f_{\theta_{(x'_i)}}(x'_i), y'_i) - \mathcal{L}(f_{\theta_{x_i}}(x_i), y_i)) \right] \\ &\leq 2\mathbb{E}_{\xi, S} \left[ \sup_{f \in \mathcal{F}} \frac{1}{n} \sum_{i=1}^n \xi_i \mathcal{L}(f_{\theta_{x_i}}(x_i), y_i) \right] \end{aligned}$$

where the first line follows the definitions of each term, the second line uses the Jensen's inequality and the convexity of the supremum, and the third line follows that for each  $\xi_i \in \{-1, +1\}$ , the distribution of each term  $\xi_i (\mathcal{L}(f_{\theta_{(x'_i)}}(x'_i), y'_i) - \mathcal{L}(f_{\theta_{x_i}}(x_i), y_i))$  is the distribution of  $(\mathcal{L}(f_{\theta_{(x'_i)}}(x'_i), y'_i) - \mathcal{L}(f_{\theta_{x_i}}(x_i), y_i))$  since  $\tilde{S}$  and  $\tilde{S}'$  are drawn iid with the same distribution. The forth line uses the subadditivity of supremum.  $\square$

*Proof of Theorem 2.* For any  $\theta$ ,

$$\mathbb{E}_{x,y}[\mathcal{L}(f_\theta(x), y)] = \inf_{\kappa \in [0,1]} \kappa \mathbb{E}_{x,y}[\mathcal{L}(f_\theta(x), y)] + (1 - \kappa) \mathbb{E}_{x,y}[\mathcal{L}(f_\theta(x), y)].$$

Applying Lemma 5 for the first term and Lemma 7 yields the desired statement.  $\square$

### C.5 Proof of Theorem 4

*Proof of Theorem 4.* Let  $\theta^{(1:H)}$  be fixed. We first prove the first statement for the convexity. The function  $\theta^{(H+1)} \mapsto \psi_{x,y,y^-}(\theta^{(H+1)})$  is convex, since it is a composition of a convex function  $\ell_{\text{cont}}$  and a affine function  $z \mapsto (z_y - z_{y^-})h_{\theta^{(1:H)}}(x)$ . The function  $\theta^{(H+1)} \mapsto \mathbb{E}_{y^- \sim \mu_{y^-}(x)}[\psi_{x,y,y^-}(\theta^{(H+1)}) - \psi_{x,1,2}([u_h^+, u_h^-]^\top)]$  is convex since the expectation and affine translation preserves the convexity. Finally,  $\theta^{(H+1)} \mapsto \mathcal{L}_{\text{cont}}^{x^+, x^-, y^-}(x, \theta^{(1:H)}, \theta^{(H+1)})$  is convex since it is the piecewise maximum of the convex functions

$$\theta^{(H+1)} \mapsto \mathbb{E}_{y^- \sim \mu_{y^-}(x)}[\psi_{x,y,y^-}(\theta^{(H+1)}) - \psi_{x,1,2}([u_h^+, u_h^-]^\top)]$$

for each  $y$ .

We now prove the second statement of the theorem for the inequality. Let us write  $\mu_{x^+} = \mu_{x|y}$  and  $\mu_{x^-} = \mu_{x|y^-}$ . Let  $U = [u_1, u_2]^\top \in \mathbb{R}^{m_y \times (m_H + 1)}$  where  $u_y = \mathbb{E}_{x \sim \mu_{x|y}}[h_{\theta^{(1:H)}}(x)]$  for  $y \in \{1, 2\}$ . Then,

$$u_h^+ = \mathbb{E}_{x^+ \sim \mu_{x^+}(x)}[h_{\theta^{(1:H)}}(x^+)] = \mathbb{E}_{x^+ \sim \mu_{x|y}}[h_{\theta^{(1:H)}}(x^+)] = u_y,$$

and

$$u_h^- = \mathbb{E}_{x^- \sim \mu_{x^-}(x)}[h_{\theta^{(1:H)}}(x^-)] = \mathbb{E}_{x^- \sim \mu_{x|y^-}}[h_{\theta^{(1:H)}}(x^-)] = u_{y^-}.$$

Therefore,

$$\psi_{x,1,2}([u_h^+, u_h^-]^\top) = \psi_{x,y,y^-}(U),$$

with which

$$\mathcal{L}_{\text{cont}}^{x^+, x^-, y^-}(x, \theta) = \max_y \mathbb{E}_{y^- \sim \mu_{y^-}(x)}[\psi_{x,y,y^-}(\theta^{(H+1)}) - \psi_{x,y,y^-}(U)].$$

Since  $U$  and  $\theta^{(1:H)}$  do not contain  $\theta^{(H+1)}$ , for any  $U, \bar{\theta}^{(1:H)}$ , there exists  $\theta^{(H+1)} = U$  for which  $\psi_{x,y,y^-}(\theta^{(H+1)}) - \psi_{x,y,y^-}(U) = 0$  and hence  $\mathcal{L}_{\text{cont}}^{x^+, x^-, y^-}(x, \theta) = 0$ . Therefore,

$$\begin{aligned} & \inf_{\theta^{(H+1)} \in \mathbb{R}^{m_y \times (m_H + 1)}} \mathcal{L}_{\text{cont}}^{x^+, x^-}(x, \theta^{(1:H)}) + \mathcal{L}_{\text{cont}}^{x^+, x^-, y^-}(x, \theta^{(1:H)}, \theta^{(H+1)}) \\ &= \mathcal{L}_{\text{cont}}^{x^+, x^-}(x, \theta^{(1:H)}) + \inf_{\theta^{(H+1)} \in \mathbb{R}^{m_y \times (m_H + 1)}} \mathcal{L}_{\text{cont}}^{x^+, x^-, y^-}(x, \theta^{(1:H)}, \theta^{(H+1)}) \\ &\leq \mathcal{L}_{\text{cont}}^{x^+, x^-}(x, \theta^{(1:H)}). \end{aligned}$$

□

### C.6 Proof of Corollary 1

*Proof of Corollary 1.* For any  $\theta$ ,

$$\mathbb{E}_{x,y}[\mathcal{L}(f_\theta(x), y)] = \inf_{\kappa \in [0, 1]} \kappa \mathbb{E}_{x,y}[\mathcal{L}(f_\theta(x), y)] + (1 - \kappa) \mathbb{E}_{x,y}[\mathcal{L}(f_\theta(x), y)].$$

Applying Lemma 5 for the first term and the assumption  $\mathbb{E}_{x,y}[\mathcal{L}(f_\theta(x), y)] \leq \mathbb{E}_x[\mathcal{L}_{\text{un}}(f_\theta(x))]$  for the second term yields the desired statement.

□

## D Details and description of CNGRAD

In this section we describe CNGRAD in greater detail: its implementation, different variants and run-time costs. Note that, although this section is written from the perspective of meta-tailoring, CNGRAD is also applicable to meta-learning, we provide pseudo-code in algorithm 2. The main idea behind CNGRAD is to optimize only conditional normalization (CN) parameters  $\gamma^{(l)}, \beta^{(l)}$  in the inner loop and optimize all the other weights  $w$  in the outer loop. To simplify notation for implementation, in this subsection only, we overload notations to make them work over a mini-batch as follows. Let  $b$  be a (mini-)batch size. Given  $X \in \mathbb{R}^{b \times m_0}$ ,  $\gamma \in \mathbb{R}^{b \times \sum_l m_l}$  and  $\beta \in \mathbb{R}^{b \times \sum_l m_l}$ , let  $(f_{w,\gamma,\beta}(X))_i = f_{w,\gamma_i,\beta_i}(X_i)$  where  $X_i$ ,  $\gamma_i$ , and  $\beta_i$  are the transposes of the  $i$ -th row vectors of  $X$ ,  $\gamma$  and  $\beta$ , respectively. Similarly,  $\mathcal{L}^{\text{sup}}$  and  $\mathcal{L}^{\text{tailor}}$  are used over a mini-batch. We also refer to  $\theta = (w, \gamma, \beta)$ .

**Initialization of  $\gamma, \beta$**  In the inner loop we always initialize  $\gamma = \mathbf{1}_{b, \sum_l m_l}, \beta = \mathbf{0}_{b, \sum_l m_l}$ . More complex methods where the initialization of these parameters is meta-trained are also possible. However, we note two things:

1. By initializing to the identity function, we can pick an architecture trained with regular inductive learning, add CN layers without changing predictions and perform tailoring. In this manner, the prediction algorithm is the same regardless of whether we trained with meta-tailoring or without the CN parameters.
2. We can add a previous normalization layer with weights  $\gamma'^{(l)}, \beta'^{(l)}$  that are trained in the outer loop, having a similar effect than meta-learning an initialization. However, we do not do it in our experiments.

**First and second order versions of CNGRAD:**  $w$  affect  $\mathcal{L}^{\text{sup}}$  in two ways: first, they directly affect the evaluation  $f_{w,\gamma_s,\beta_s}(X)$  by being weights of the neural network; second, they affect  $\nabla_{\beta} \mathcal{L}^{\text{tailor}}, \nabla_{\gamma} \mathcal{L}^{\text{tailor}}$  which affects  $\gamma_s, \beta_s$  which in turn affect  $\mathcal{L}^{\text{sup}}$ . Similar to MAML [19], we can implement two versions: in the first order version we only take into account the first effect, while in the second order version we take into account both effects. The first order version has three advantages:

1. It is very easy to code: the optimization of the inner parameters and the outer parameters are detached and we simply need to back-propagate  $\mathcal{L}^{\text{tailor}}$  with respect to  $\beta, \gamma$  and  $\mathcal{L}^{\text{sup}}$  with respect to  $w$ . This version is easier to implement than most meta-learning algorithms, since the parameters in the inner and outer loop are different.
2. It is faster: because we do not back-propagate through the optimization, the overall computation graph is smaller.
3. It is more stable to train: second-order gradients can be a bit unstable to train; this required us to lower the inner tailoring learning rate in experiments of section 5.1 for the second-order version.

The second-order version has one big advantage: it optimizes the true objective, taking into account how  $\mathcal{L}^{\text{tailor}}$  will affect the update of the network. This is critical to linking the unsupervised loss to best serve the supervised loss by performing informative updates to the CN parameters.

**WarpGrad-inspired stopping of gradients and subsequent reduction in memory cost:** WarpGrad [35] was an inspiration to CNGRAD suggesting to interleave layers that are adapted in the inner loop with layers only adapted in the outer loop. In contrast to WarpGrad, we can evaluate inputs (in meta-tailoring) or tasks (in meta-learning) in parallel, which speeds up training and inference. This also simplifies the code because we do not have to manually perform batches of tasks by iterating through them.

WarpGrad also proposes to stop the gradients between inner steps; we include this idea as an optional operation in CNGRAD, as shown in line 12 of 1. The advantage of adding it is that it decreases the memory cost when performing multiple inner steps, as we now only have to keep in memory the computation graph of the last step instead of all the steps, key when the networks are very deep like in the experiments of section 5.2. Another advantage is that it makes training more stable, reducing

variance, as back-propagating through the optimization is often very noisy for many steps. At the same time it adds bias, because it makes the greedy assumption that locally minimizing the decrease in outer loss at every step will lead to low overall loss after multiple steps.

**Computational cost:** in CNGRAD we perform multiple forward and backward passes, compared to a single forward pass in the usual setting. In particular, if we perform  $s$  tailoring steps, we execute  $(s + 1)$  forward steps and  $s$  backward steps, which usually take the same amount of time as the forward steps. Therefore, in its naive implementation, this method takes about  $2s + 1$  times more than executing the regular network without tailoring.

However, it is well-known that we can often only adapt the higher layers of a network, while keeping the lower layers constant. Moreover, our proof about the capacity of CNGRAD to optimize a broad range of inner losses only required us to adapt the very last CN layer  $\gamma^{(H)}, \beta^{(H)}$ . This implies we can put the CN layers only on the top layer(s). In the case of only having one CN layer at the last network layer, we only require one initial full forward pass (as we do without tailoring). Then, we have  $s$  backward-forward steps that affect only the last layer, thus costing  $\frac{1}{H}$  in case of layers of equivalent cost. This leads to a factor of  $1 + \frac{2s}{H}$  in cost, which for  $s$  small and  $H$  large (typical for deep networks), is a very small overcost. Moreover, for tailoring and meta-tailoring, we are likely to get the same performance with smaller networks, which may compensate the increase in cost.

**Meta-learning version:** CNGRAD can also be used in meta-learning, with the advantage of being provably expressive, very efficient in terms of parameters and compute, and being able to parallelize across tasks. We show the pseudo-code for few-shot supervised learning in algorithm 2. There are two changes to handle the meta-learning setting: first, in the inner loop, instead of the unsupervised tailoring loss we optimize a supervised loss on the training (support) set. Second, we want to share the same inner parameters  $\gamma, \beta$  for different samples of the same task. To do so we add the operation "repeat\_interleave" (PyTorch notation), which makes  $k$  contiguous copies of each parameter  $\gamma, \beta$ , before feeding them to the network evaluation. In doing so, gradients coming from different samples of the same task get pooled together. At test time we do the same for the  $k'$  queries ( $k'$  can be different than  $k$ ). Note that, in practice, this pooling is also used in meta-tailoring when we have more than one data augmentation within  $\mathcal{L}^{\text{tailor}}$ .

---

**Algorithm 1:** CNGRAD for meta-tailoring

---

```
1 Subroutine Training( $f, \mathcal{L}^{\text{sup}}, \lambda_{\text{sup}}, \mathcal{L}^{\text{tailor}}, \lambda_{\text{tailor}}, \text{steps}, ((x_i, y_i))_{i=1}^n$ )
2   randomly initialize  $w$  // All parameters except  $\gamma, \beta$ ; trained in outer loop
3   while not done do
4     for  $0 \leq i \leq n/b$  do //  $b$  batch size
5        $X, Y = x_{ib:i(b+1)}, y_{ib:i(b+1)}$ 
6        $\gamma_0 = \mathbf{1}_{b, \sum_l m_l}$ 
7        $\beta_0 = \mathbf{0}_{b, \sum_l m_l}$ 
8       for  $1 \leq s \leq \text{steps}$  do
9          $\gamma_s = \gamma_{s-1} - \lambda_{\text{tailor}} \nabla_{\gamma} \mathcal{L}^{\text{tailor}}(w, \gamma_{s-1}, \beta_{s-1}, X)$ 
10         $\beta_s = \beta_{s-1} - \lambda_{\text{tailor}} \nabla_{\beta} \mathcal{L}^{\text{tailor}}(w, \gamma_{s-1}, \beta_{s-1}, X)$ 
11         $w = w - \lambda_{\text{sup}} \nabla_w \mathcal{L}^{\text{sup}}(f_{w, \gamma_s, \beta_s}(X), Y)$ 
12         $\beta_s, \gamma_s = \beta_s.\text{detach}(), \gamma_s.\text{detach}()$  // Optional operation: WarpGrad
        detach to avoid back-proping through multiple steps; reducing
        memory, and increasing stability, but adding bias.
13   return  $w$ 
14 Subroutine Prediction( $f, w, \mathcal{L}^{\text{tailor}}, \lambda, \text{steps}, X$ ) // For meta-tailoring & tailoring
    //  $X$  contains multiple inputs, with independent tailoring processes
15    $b = X.\text{shape}[0]$  // number of inputs
16    $\gamma_0 = \mathbf{1}_{b, \sum_l m_l}$ 
17    $\beta_0 = \mathbf{0}_{b, \sum_l m_l}$ 
18   for  $1 \leq s \leq \text{steps}$  do
19      $\gamma_s = \gamma_{s-1} - \lambda \nabla_{\gamma} \mathcal{L}^{\text{tailor}}(w, \gamma_{s-1}, \beta_{s-1}, X)$ 
20      $\beta_s = \beta_{s-1} - \lambda \nabla_{\beta} \mathcal{L}^{\text{tailor}}(w, \gamma_{s-1}, \beta_{s-1}, X)$ 
21   return  $f_{w, \gamma_{\text{steps}}, \beta_{\text{steps}}}(X)$ 
```

---

---

**Algorithm 2:** CNGRAD for meta-learning

---

```

1 Subroutine Meta-training( $f, \mathcal{L}^{\text{sup}}, \lambda_{\text{inner}}, \lambda_{\text{outer}}, \text{steps}, \mathcal{T}$ )
2   randomly initialize  $w$  // All parameters except  $\gamma, \beta$ ; trained in outer loop
3   while not done do
4     for  $0 \leq i \leq n/b$  do //  $b$  batch size
5        $X_{\text{train}}, Y_{\text{train}} = [], []$ 
6        $X_{\text{test}}, Y_{\text{test}} = [], []$ 
7       for  $ib \leq j \leq i(b+1)$  do
8          $(\text{inp}, \text{out}) \sim_k \mathcal{T}_j$  // Take  $k$  samples from each task for training
9          $X.\text{append}(\text{inp}); Y.\text{append}(\text{out})$ 
10         $(\text{query}, \text{target}) \sim'_{k'} \mathcal{T}_j$  // Take  $k'$  samples from each task for testing
11         $X.\text{append}(\text{query}); Y.\text{append}(\text{target})$ 
12        // We can now batch evaluations of multiple tasks
13         $X_{\text{train}}, Y_{\text{train}} = \text{concat}(X_{\text{train}}, \text{dim} = 0), \text{concat}(Y_{\text{train}}, \text{dim} = 0)$ 
14         $X_{\text{test}}, Y_{\text{test}} = \text{concat}(X_{\text{test}}, \text{dim} = 0), \text{concat}(Y_{\text{test}}, \text{dim} = 0)$ 
15         $\gamma_0 = \mathbf{1}_{b, \sum_i m_i}$ 
16         $\beta_0 = \mathbf{0}_{b, \sum_i m_i}$ 
17        for  $1 \leq s \leq \text{steps}$  do
18          // We now repeat the CN parameters  $k$  times so that samples from
19          // the same task share the same CN parameters
20           $\gamma_{s-1}^{\text{tr}}, \beta_{s-1}^{\text{tr}} = \gamma_{s-1}.\text{repeat\_interleave}(k, 1), \beta_{s-1}.\text{repeat\_interleave}(k, 1)$ 
21           $\gamma_s = \gamma_{s-1} - \lambda_{\text{inner}} \nabla_{\gamma} \mathcal{L}^{\text{sup}}(f_{w, \gamma_{s-1}^{\text{tr}}, \beta_{s-1}^{\text{tr}}}(X_{\text{train}}), Y_{\text{train}})$ 
22           $\beta_s = \beta_{s-1} - \lambda_{\text{inner}} \nabla_{\beta} \mathcal{L}^{\text{sup}}(f_{w, \gamma_{s-1}^{\text{tr}}, \beta_{s-1}^{\text{tr}}}(X_{\text{train}}), Y_{\text{train}})$ 
23           $\gamma_s^{\text{test}}, \beta_s^{\text{test}} = \gamma_s.\text{repeat\_interleave}(k', 1), \beta_s.\text{repeat\_interleave}(k', 1)$ 
24           $w = w - \lambda_{\text{outer}} \nabla_w \mathcal{L}^{\text{sup}}(f_{w, \gamma_s^{\text{test}}, \beta_s^{\text{test}}}(X_{\text{test}}), Y_{\text{test}})$ 
25           $\beta_s, \gamma_s = \beta_s.\text{detach}(), \gamma_s.\text{detach}()$ 
26          // WarpGrad detach to not backprop through multiple steps
27        return  $w$ 
28 Subroutine Meta-test( $f, w, \mathcal{L}^{\text{sup}}, \lambda_{\text{inner}}, \text{steps}, X_{\text{train}}, Y_{\text{train}}, X_{\text{test}}$ )
29   // Assuming a single task, although we could evaluate multiple tasks in
30   // parallel as in meta-training.
31    $\gamma_0 = \mathbf{1}_{1, \sum_i m_i}$  // single  $\gamma, \beta$  because we only have one task
32    $\beta_0 = \mathbf{0}_{1, \sum_i m_i}$ 
33   for  $1 \leq s \leq \text{steps}$  do
34      $\gamma_{s-1}^{\text{tr}}, \beta_{s-1}^{\text{tr}} = \gamma_{s-1}.\text{repeat\_interleave}(k, 1), \beta_{s-1}.\text{repeat\_interleave}(k, 1)$ 
35      $\gamma_s = \gamma_{s-1} - \lambda_{\text{inner}} \nabla_{\gamma} \mathcal{L}^{\text{sup}}(f_{w, \gamma_{s-1}^{\text{tr}}, \beta_{s-1}^{\text{tr}}}(X_{\text{train}}), Y_{\text{train}})$ 
36      $\beta_s = \beta_{s-1} - \lambda_{\text{inner}} \nabla_{\beta} \mathcal{L}^{\text{sup}}(f_{w, \gamma_{s-1}^{\text{tr}}, \beta_{s-1}^{\text{tr}}}(X_{\text{train}}), Y_{\text{train}})$ 
37    $\gamma_{\text{steps}}^{\text{test}}, \beta_{\text{steps}}^{\text{test}} = \gamma_{\text{steps}}.\text{repeat\_interleave}(k', 1), \beta_{\text{steps}}.\text{repeat\_interleave}(k', 1)$ 
38   return  $f_{w, \gamma_{\text{steps}}^{\text{test}}, \beta_{\text{steps}}^{\text{test}}}(X_{\text{test}})$ 

```

---



## E Experimental details of physics experiments

**Dataset generation** As mentioned in the main text, 5-body systems are chaotic and most random configurations are unstable. To generate our dataset we used Finite Differences to optimize 5-body dynamical systems that were stable for 200 steps (no planet collisions and no planet outside a predetermined grid) and then picked the first 100 steps of their trajectories, to ensure dynamical stability. To generate each trajectory, we randomly initialized 5 planets within a 2D grid of size  $w = 600, h = 300$ , with a uniform probability of being anywhere in the central grid of size  $w/2, h/2$ , each with a mass sampled from a uniform between  $[0.15, 0.25]$  (arbitrary units) and with random starting velocity initialized with a Gaussian distribution. We then use a 4th order Runge-Kutta integrator to accurately simulate the ODE of the dynamical system until we either reach 200 steps, two planets get within a certain critical distance from each other or a planet gets outside the pre-configured grid. If the trajectory reached 200 steps, we added it to the dataset; otherwise we made a small random perturbation to the initial configuration of the planets and tried again. If the new perturbation did not reach 200 steps, but lasted longer we kept the perturbation as the new origin for future initialization perturbations, otherwise we kept our current initialization. Once all the datasets were generated we picked those below a threshold mean mass and partitioned them randomly into train and test. Finally, we normalize each of the 25 dimensions (5 planets and for each planet  $x, y, v_x, v_y, m$ ) to have mean zero and standard deviation one. For inputs, we use each state and as target we use the next state; therefore, each trajectory gives us 100 pairs.

For more details, we attach the code that generated the dataset.

**Implementation of tailoring, meta-tailoring and CNGRAD** All of our code is implemented in PyTorch [47], using the higher library [48](<https://github.com/facebookresearch/higher>) to implement the second-order version of CNGRAD. We implemented a 3-layer feedforward neural network, with a conditional normalization layer after each layer except the final regression layer. The result of the network was added to the input, thus effectively predicting the delta between the current state and the next state. For both the first-order and second-order versions of CNGRAD, we used the detachment of WarpGrad (line 12 in algorithm 1). For more details, we also attach the implementation of the method.

**Compute and hyper-parameter search** To keep the evaluation as strict as possible, we searched all the hyper-parameters affecting the inductive baseline and our tailoring versions with the baseline and simply copied these values for tailoring and meta-tailoring. For the latter two, we also had to search for  $\lambda_{tailor}$ .

The number of epochs was 1000, selected with the inductive baseline, although more epochs did not substantially affect performance in either direction. We note that meta-tailoring performance plateaued earlier in terms of epochs, but we left it the same for consistency. Interestingly, we found that regularizing the physics loss (energy and momentum conservation) helped the inductive baseline, even though the training data already has 0 physics loss. We searched over  $[10^{-4}, 3 \cdot 10^{-4}, 10^{-3}, 3 \cdot 10^{-3}, 10^{-2}]$  for the weight assigned to the physics loss and chose  $2 \cdot 10^{-3}$  for best performance in the inductive baseline. To balance between energy and momentum losses we multiplied the momentum loss by 10 to roughly balance their magnitudes before adding them into a single physics loss, this weighting was not searched. We copied these settings for meta-tailoring.

In terms of the neural network architecture, we chose a simple model with 3 hidden layers of the same size and tried [128, 256, 512] on the inductive baseline, choosing 512 and deciding not to go higher for compute reasons and because we were already able to get much lower training loss than test loss. We copied these settings for the meta-tailoring setup. We note that since there are approximately  $O(m_h^2)$  weight parameters, yet only  $O(m_h)$  conditional normalization parameters used for tailoring, adding tailoring and meta-tailoring increase parameters roughly by a fraction  $O(1/m_h)$ , or about 0.2%. Also in the inductive baseline, we tried adding Batch Normalization [36], since it didn't affect performance we decided not to add it.

We chose the tailoring step size parameter by trying  $[10^{-5}, 10^{-4}, 10^{-3}, 10^{-2}]$ , finding  $10^{-3}$  worked well while requiring less steps than using a smaller step size. We therefore used this step for meta-tailoring as well, which worked well for first-order CNGRAD, but not for second-order CNGRAD, whose training diverged. We thus lowered the tailoring step size to  $10^{-4}$  for the second-order version, which worked well. We also tried clipping the inner gradients to increase the stability of the second-

order method; since gains on preliminary experiments were small, we decided to keep it out for simplicity.

For meta-tailoring we only tried 2 and 5 tailoring steps (we wanted more than one step to show the algorithm capability, but few tailoring steps to keep inference time competitive). Since they worked similarly well, we chose 2 steps to have a faster model. For the second-order version we also used 2 steps, which performed much better than the inductive baseline and tailoring, but worse than the first-order version reported in the main text (about 20% improvement of the second-order version vs. 7% of tailoring and 35% improvement of the first-order version).

For the baseline of optimizing the output we tried a step size of  $10^{-4}$ ,  $10^{-3}$ ,  $10^{-2}$ ,  $10^{-1}$ . Except for a step size of  $10^{-1}$ , results optimized the physics loss and always achieved a very small improvement, without overfitting to the physics loss. We thus chose a big learning rate and high number of steps to report the biggest improvement, of 0.7%.

**Runs, compute and statistical confidence:** we ran each method 2 times and averaged the results. Note that the baseline of optimizing the output and *tailoring* start from the inductive learning baseline, as they are meant to be methods executed after regular inductive training. This is why both curves start at the same point in figure 2. For those methods, we report the standard deviation of the mean estimate of the *improvement*, since they are executed on the same run. Note that the standard deviation of the runs would be higher, but less appropriate. For meta-tailoring, we do use the standard deviation of the mean estimate of both runs, since they are independent from the inductive baseline.

All experiments were performed on a GTX 2080 Ti with 4 CPU cores.

## F Experimental details of adversarial experiments

**Hyper-parameters for the experiment from [42]** the model does not have any hyper-parameters, as we use the model from [42], which is based on the mean  $\mu$  and standard deviation  $\sigma$  of the Gaussians. For tailoring, we used a  $5 \times 5$  grid to initialize the inner optimization to find the point of highest probability within the  $\epsilon$ -ball. Using a single starting point did not work as gradient descent found a local optima. Using more ( $10 \times 10$ ) did not improve results further, while increasing compute. We also experimented between doing a weighted average of the predictions by their energy to compute the tailoring loss or picking the element with the biggest energy. Results did not seem to differ much (likely because likelihood distributions are very peaked), so we picked the simplest option of imitating the element of highest probability. Doing a single tailoring step already worked well (we tried step sizes of  $10^{-1}$ , 1, 10, 30 with 10 working best), so we kept that for simplicity and faster predictions.

**Hyper-parameters and details for the CIFAR-10 experiments** there are just three hyper-parameters to tweak for these experiments, as we try to remain as close as possible to the experiments from [45]. In particular, we tried different added noises  $\nu \in [0.05, 0.1, 0.2]$  and tailoring inner steps  $\lambda \in [10^{-3}, 10^{-2}, 10^{-1}, 10^0]$ . To minimize compute, we tried these settings by tailoring (not meta-tailoring) the original model and seeing its effects on the smoothness and stability of optimization, choosing  $\nu = 0.1$ ,  $\lambda = 0.1$  (the fact that they’re the same is a coincidence). We chose to only do a single tailoring step to reduce the computational burden, since robustness certification is very expensive, as each example requires 100k evaluations (see below).

In terms of implementation, we use the codebase of [45](<https://github.com/locuslab/smoothing>) extensively, modifying it only in a few places, most notably in the architecture to include tailoring in its forward method. It is also worth noting that we had to deactivate their disabling of gradients during certification, because tailoring requires gradients. We chose to use the first-order version of CNGRAD which made it much easier to keep our implementation very close to the original. It is likely that doing more tailoring steps would result in better performance.

We note that other works focused on adversarial examples, such as [49, 50], improve on [45] by bigger margins. However, tailoring and meta-tailoring can also improve a broad range of algorithms in applications outside of adversarial examples. Moreover, they could also improve these new algorithms further, as these algorithms can also be tailored and meta-tailored.

**Compute requirements** The experiment building of [42] can be generated in a few minutes using a single GTX 2080 Ti.

For the CIFAR-10 experiments building of [45], training of the meta-tailored method was done in a single GTX 2080 Ti for 6 hours. Certification was much more expensive (10k examples with 100k predictions each for a total of  $10^9$  predictions). Since certifications of different images can be done in parallel, we used a cluster of 8 GTX 2080 Ti and 40 K80s (which are about 5 times slower) during 36 hours.