

Using Inaudible Audio and Voice Assistants to Transmit Sensitive Data over Telephony

Zhengxian He*, Mohit Narayan Rajput*, Mustaque Ahmad*

*Georgia Institute of Technology

{zhe72, mrajput7}@gatech.edu, mustaq@cc.gatech.edu

Abstract—New security and privacy concerns arise due to the growing popularity of voice assistant (VA) deployments in home and enterprise networks. A number of past research results have demonstrated how malicious actors can use hidden commands to get VAs to perform certain operations even when a person may be in their vicinity. However, such work has not explored how compromised computers that are close to VAs can leverage the phone channel to exfiltrate data with the help of VAs. After characterizing the communication channel that is set up by commanding a VA to make a call to a phone number, we demonstrate how malware can encode data into audio and send it via the phone channel. Such an attack, which can be crafted remotely, at scale and at low cost, can be used to bypass network defenses that may be deployed against leakage of sensitive data. We use Dual-Tone Multi-Frequency (DTMF) tones to encode arbitrary binary data into audio that can be played over computer speakers and sent through a VA mediated phone channel to a remote system. We show that modest amounts of data (e.g., a kilobyte) can be transmitted with high accuracy with a short phone call lasting a few minutes. This can be done while making the audio nearly inaudible for most people by modulating it with a carrier with frequencies that are near the higher end of the human hearing range. Several factors influence the data transfer rate, including the distance between the computer and the VA, the ambient noise that may be present and the frequency of modulating carrier. With the help of a prototype built by us, we experimentally assess the impact of these factors on data transfer rates and transmission accuracy. Our results show that voice assistants in the vicinity of computers can pose new threats to data stored on such computers. These threats are not addressed by traditional host and network defenses that are deployed against data theft. We briefly discuss possible ways in which such threats may be mitigated.

I. INTRODUCTION

Voice offers a natural way for people to interact with devices in their environment which has led to an ever increasing number of computing devices with embedded microphones and speakers. At the same time, voice assistants (VAs), which facilitate such voice interactions, have become commonplace. For example, according to a report in early 2019, more than 100 million Amazon Alexa or Alexa enabled devices were sold [25]. Although Amazon Echo and other similar devices (e.g., Google Home) are commonly deployed in the home environment, increasingly they are also being used in business settings. Amazon Alexa Business has advocated the use of VAs for employee work areas and conference rooms.

Although VAs enable more natural interactions, their connectivity to the network opens them to a variety of new potential attacks. In recent research [5], [10], [16], [19], [32],

[33], [40], a number of attacks on VAs have been investigated (see Section II). These attacks primarily focus on issuing malicious commands to VAs and have also explored how such commands can be made hidden or inaudible so they are not noticed by humans who are close to the devices. These attacks provide important insights into how such devices can be exploited by attackers but they do not address two important questions. First, can such attacks be carried out by a remote actor at scale with low cost? Second, when computers are in close proximity of VAs, can the VA be used to exfiltrate sensitive data from these computers? We investigate attacks where VAs are abused as a bridge between the Internet and telephony networks to bypass data leakage protection implemented as a network defense.

As a concrete example in the home setting, consider a laptop or a home office desktop that is close to a VA. Such computers can be infected with malware with a variety of attack vectors including drive-by-downloads, social engineering and others. Once infected, the malware can choose to locate sensitive data such as credit card numbers or passwords on the computer and try to exfiltrate it. Although it may not be the case in home environment, we assume that host and network defenses that are employed make it challenging for the malware to connect with the remote host where it wants to drop the data. However, another possibility for the malware is to encode the data into an audio file. The infected computer can issue a command to a VA to make a phone call and then play the encoded file audio via its speaker. The phone number to which the call is made can be controlled by the attacker and the call audio could be recorded. From such recorded audio, the data can be decoded. Thus, in this case, data can be exfiltrated from a compromised computer even in the presence of effective network defenses. Since malware infections can target a large number of users at very low cost, such attacks can be crafted at scale and remotely without being in close proximity of VAs.

We leverage prior research in attacks on VAs that demonstrate the feasibility of issuing various commands. Unlike past work, we do not require that the attacker be in the same physical location as the targeted VA. Also, we utilize the phone channel for data exfiltration after the VA is commanded to make a phone call. Although past work has explored audio networking and audio covert channels extensively [9], [15], [16], [20], [22], [23], [26] where data is transmitted in audio form between devices via speakers and microphones, we investigate the efficacy of such data transfer over a phone channel

that is set up by a VA. Also, similar to hidden commands, we need to make data transmission unnoticeable when a user may be in the same area as the infected computer or the VA. The challenge thus is to transmit data via audio that is unlikely to be noticed by a human while ensuring accuracy and high transmission rate. Modulation with an ultrasonic carrier has been proposed to meet this goal [40] but this requires high quality speakers that are not available on computers commonly used in the home and office environments. We demonstrate that it is possible to use widely available speakers that come with home and office computers when modulation is done with a carrier frequency close to the higher end of human hearing range which provides a tradeoff between inaudibility and transmission bandwidth. We explore a concrete setting to explore these questions to quantify the accuracy and bandwidth of data transmission from an infected computer to a remote attacker controlled computer via the Alexa voice assistant.

Since malware and targeting of computers by it has been investigated extensively, in this paper we focus on the exploitation of VAs by such malware for data exfiltration. More specifically, we explore if a VA can be commanded to make a phone call and if sound, which is inaudible to most people, can be used to encode and send data over such a call. Since the call may go over a telephony network, only the voiceband (300–3400 Hz) could be used for such data transfer. This motivated our use of Dual-Tone Multi-Frequency (DTMF) [2] encoding of data by choosing frequencies that avoid overlapping harmonics. Since we modulate the audio with a carrier frequency that is outside of the voiceband, the telephony channel will act as a low pass filter and drop frequencies higher than 3400 Hz. However, because of VA microphone nonlinearity, encoding DTMF frequencies are reintroduced in the audio sent over the telephony channel. We demonstrate that presence of such frequencies is sufficient to decode the data in the received audio while maintaining the stealthiness of the audio transmission between the computer speaker and the voice assistant microphone. We explored the many parameters that can impact the efficacy of transfer of audio encoded data when modulated with a very high frequency carrier and sent over a phone channel via a VA. These include distance between the infected computer and VA, background noise level and stealthiness of the audio based on modulating carrier frequency.

By developing a system and experimentally evaluating it, we are able to demonstrate that VAs do create a new vulnerability for data theft which could be a serious concern in enterprise environments. More specifically, we make the following contributions in this paper.

- We demonstrate the feasibility of data exfiltration from infected computers that are in close vicinity of a VA. The data can be sent via the computer speaker to a VA and then over a phone call. Such attacks can be carried out at scale by a remote malicious actor who is able to commandeer a large number of computers that are in the vicinity of VAs. Thus, unlike much of the past work, we show this can be done without the attacker being in the

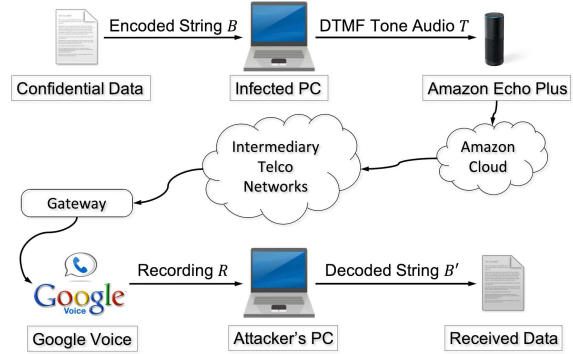


Fig. 1. The Data Flow of Our Scheme.

same physical location as the VA.

- We show that by carefully choosing DTMF and carrier frequencies, we can make the sound that transmits the data inaudible to most people while leveraging voice assistant microphone and phone channel characteristics to naturally recover the encoding frequencies and decode the sent data.
- We experimentally estimate the bandwidth of the channel that is set up to exfiltrate data. We show that a kilobyte of data can be transmitted with high accuracy by a call lasting less than 5 minutes in a realistic setting where the VA may be several feet away from the computer.
- We explore the impact key parameters such as stealthiness and distance between VAs and infected machines have on the bandwidth of such exfiltration channels.
- We discuss the effectiveness of a number of possible defenses against audio encoded data exfiltration attacks. These include liveness detection for voice assistant command audio and monitoring of outgoing audio stream that is fed to computer speakers.

II. RELATED WORK

Security and privacy issues related to VAs have been explored by many researchers in the recent past. These efforts have focused on how unauthorized and potentially malicious commands can be used to target such devices [1], [5], [6], [10], [19], [21], [29], [33], [39]. Diao et al. [10] demonstrated that an attacker could inject synthetic audio or play commands to control a smartphone. However, the commands could also be noticed by people close to VAs. Carlini et al. [5] first demonstrated that such commands could be made unnoticeable to humans while VAs would respond to them in the expected manner. They used the term *hidden commands* and a key contribution of this work was to expand the threat model to include humans being in the vicinity of the VAs that were targets of such malicious commands

In another technique that allows a command to be inaudible to humans but recognized by VAs, researchers have used ultrasonic sound carriers to hide the commands from being heard by human [3], [9], [16], [18], [32], [37], [38], [40], [41]. Zhang et al. [40] modulated voice commands on ultrasonic

carriers (i.e., frequency ≥ 20 kHz) to achieve inaudibility. These high frequency encoded commands are sent to VAs. The microphones of VAs can capture the signal at these frequencies, but people cannot hear them. The nonlinearity of the microphone acts as the demodulator of the sound and allows the commands carried on the ultrasonic sound to be decoded and executed. While Zhang et al. demonstrated this attack when the speaker is within 10–20 inch range of the device’s microphone, Roy et al. [32] extended the attack range of this ultrasonic sound to 25 ft. with a speaker array. Zhou et al. [41] successfully demonstrated how an autonomous car can be controlled with hidden commands. Yan et al. [38] demonstrated how a wave generated by an ultrasonic transducer can propagate in a solid material (e.g. a table.) to reach the VA. These attacks, which rely on ultrasonic sounds, all require speakers of high quality or additional equipment in close proximity of the target. In our work, we do not use ultrasonic sound modulation because it cannot be effectively transmitted via speakers that are commonly available in computers. We also require that the modulated sound can be transmitted over an arbitrary distance to an endpoint controlled by an attacker. We exploit voice assistant microphone nonlinearity induced demodulation to achieve this via the voiceband of a telephony channel. Also, previous work is only focused on issuing malicious commands to VAs, not on using them for data exfiltration over long distances.

Malicious commands directed at VAs can also be hidden in other sounds that may not raise an alarm when heard by humans. Schönherr et al. [33] proposed a method to hide malicious command in different sounds like songs and sounds of chirping birds to take control of VAs. Such attacks could be effective because of *psychoacoustic hiding*, which is based on the fact that when human brain is busy processing a loud sound of a certain frequency, it is likely to ignore other quieter sounds at adjacent frequencies for a few milliseconds. Such adjacent frequencies can be used to hide voice assistant commands in high-frequency audio such as chirping of birds.

Adversarial machine learning methods have also been explored for hiding malicious audio commands. Carlini et al. used audio adversarial examples to compromise voice recognition systems in [6]. Such work primarily relied on generating audio files which are then fed directly to a voice transcription system, not transmitting the audio through air to a VA. Abdullah et al. [1] and Yuan et al. [39] presented more practical adversarial attack techniques that could be used in a more realistic setting. These works do demonstrate the feasibility of hidden commands against VAs. However, they do not investigate how such commands can be used by attackers to exploit compromised computers.

Covert or side channels based on audio signals have been explored extensively in the past. Guri et al. [15] utilized the noise emitted from the CPU and chassis fans to transmit data bits from computers. Hanspach et al. [16] presented a covert acoustical mesh network with ultrasonic sounds. Deshotels [9] expanded this method to mobile devices. All of these techniques only work at short ranges because either the device

sound must be captured directly or microphones must capture the transmitted ultrasonic signal. Our goal is not to explore new audio covert channels but to investigate the threat posed by such channels when VAs are in the vicinity of computers. Furthermore, we address the problem of exfiltration of data via audio to remote computers.

Data transfer with acoustic signals has been explored in the past [20], [22], [23], [26]. Madhavapeddy et al. [23] presented the use of Dual-Tone Multi-Frequency (DTMF) signaling for such transfer to send short messages between devices over the phone channel. A bit rate of 20 bit/second with DTMF across a 100-inch distance was demonstrated. Nandakumar et al. [26] realized an acoustics-based near field communication (NFC) system on mobile phones. It used orthogonal frequency division multiplexing (OFDM) with subcarriers selected in range 0–22 kHz to send data. Our proposed system uses DTMF signaling to encode data but we explore its transmission over a telephony channel to attacker controlled remote systems via a VA.

In this paper, we assume that data is exfiltrated from a compromised computer that is close to a VA. The computer is compromised by infecting it with some malware. There is considerable research in the area of malware infection, detection and remediation (see survey papers such as [7], [11]). One or more of the infection vectors can be used by malicious actors to infect machines that store sensitive data. We do not discuss details of how such infections are accomplished but focus on how the malware can utilize the speaker on the infected machine and a VA to exfiltrate sensitive data.

III. THREAT MODEL

We explore attacks in which an attacker’s goal is to locate computers in home or office settings that store sensitive data and then exfiltrate such data via nearby VAs. To launch such an attack at scale, the attacker must be able to infect large number of computers and take control of them via malware that can be used to issue commands to VAs. Malware infection of victim computers can be accomplished using a number of techniques, including compromised webpages, spam email clicks, social engineering or by exploiting software vulnerabilities. Once a computer is under control of the malware, the malware must issue a series of audio commands via available device speakers to activate a nearby VA. Once this is done, it plays audio via computer speakers that encodes the data and the data then is transmitted to an attacker controlled system.

Although we assume that the attacker is able to compromise computers via tricking users, we do not require that the attacker is able to overcome host or network defenses that are deployed to protect transfer of sensitive data to unauthorized hosts. Instead, by using computer speakers and VAs, an alternate path is set up to exfiltrate data. Since the data is encoded as audio, one question is if a human, who is in the vicinity of the infected computer or VA, will hear such audio and be alarmed. Although past research has demonstrated that commands to VAs can be hidden or be made inaudible (this is possible through adversarial example attacks [5], [6],

[39] or audio processing [1], [32], [40]), it is not known if this can be done with audio that encodes arbitrary data which is played over speakers that are available on common computers. Furthermore, we need to encode data in audio that can be transmitted with high accuracy over a voice phone call connection.

A person who hears sound coming from a computer will become suspicious when the sound is due to audio encoded exfiltration of data. Ideally, we can encode the data in audio frequencies that are inaudible to humans using modulation with an ultrasonic carrier but as discussed earlier, this is not possible with ordinary computer speakers. Instead, we consider a threat model that seeks to achieve near inaudibility based on the following observation. Most adults cannot hear high frequencies even when they are close to the sound source. For example, an average adult can only hear frequencies below 16 kHz due to natural hearing loss with age. As shown in audiograms that capture normal human hearing, the highest frequency sound that can be noticed is even lower (e.g., less than 10 kHz) when the sound volume is at the level of a normal conversation or lower [35]. We explore if data can be exfiltrated stealthily when the audio encoding the data is modulated with a very high frequency carrier (over 15 kHz). In fact, as expected, we did find a tradeoff between inaudibility and the accuracy with which the audio can be transmitted via computer speakers. We can increase the carrier frequency to 20 kHz to make it inaudible to nearly everyone at lower transmission accuracy or we can choose a frequency that most people would not hear to increase accuracy. We report results of experiments that explore this tradeoff and measure the bandwidth of the audio data transfer channel with various high frequency modulation carriers. This helps us understand data transfer rates that could be achieved with various levels of inaudibility for humans who may be close to the computer.

IV. DATA TRANSMISSION CHANNEL CHARACTERIZATION

Our goal is to explore if the audio channel that can be setup between a computer and a nearby VA can be leveraged for transmitting data to an attacker controlled remote computer. We use the phone call functionality provided by VAs like Amazon Echo to transmit data to such a remote host. To be able to do this, we need to better understand the characteristics of this transmission channel between the source and target computers. As shown in Figure 1, data is first encoded in an audio file at a compromised source host and this audio is modulated with a high frequency sound carrier to make it less noticeable to a user who may be close to the source computer or the VA. This modulated audio is then transmitted via the computer speaker and received by VA’s microphones. Environmental noise could be mixed with the computer transmitted audio. Once the VA captures the audio, a phone call is used to transmit the data to the remote host. Such a call relies on a Voice-Over-IP (VoIP) channel to the cloud and then a gateway that sends the voice over a telecommunications network to the end system where the voice is recorded (a Google Voice phone number is used in our case).

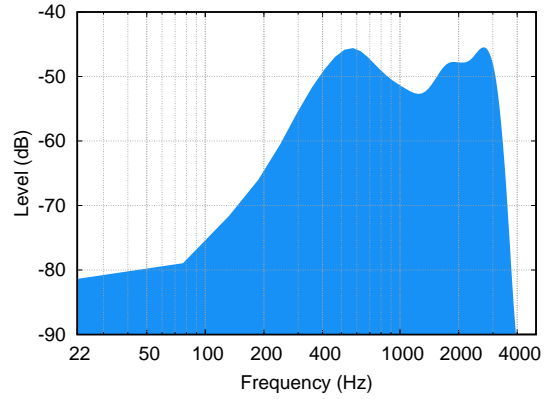


Fig. 2. Sound level distribution of received audio at various frequencies. To describe signal strength in this paper, we use dB Full Scale (dBFS), which is based on the ratio of the digital signal level to the maximum possible signal level [24]. The values on this scale are different from the air pressure based dB scale that is used to describe sound loudness.

The phone channel behavior depends on codecs and sampling rates, protocols used for transmitting the audio packets, and other factors such as noise cancellation and packet loss concealment. Although information about audio codecs and transport protocols is available, characterization of the end-to-end transmission channel that starts with a computer speaker and ends with the called phone number is challenging because we have no information about telecommunication carriers and gateways that are involved in supporting a call. Due to this, we take a blackbox empirical analysis approach to study this channel to understand its characteristics that are relevant to transmission of data with audio. In particular, we measure the frequency response of the channel, its transport protocol behavior, and VA features that handle voice capture depending on energy level of the audio source and microphone response to modulation carrier frequencies.

As mentioned earlier, in our experiments, we chose Amazon Echo Plus as the VA because it can be made to dial a phone number directly by saying, *Alexa, call (123)-456-789*. Thus, it can reach a phone number from any personal Echo. We place the Echo Plus close to a MacBook Pro, playing audio through its speakers. The other endpoint of the phone call channel is a Google Voice number. We record calls coming to the Google Voice number. The audio recordings are downloaded and data is reconstructed from these recordings. Unlike some of the earlier attacks that have been reported on VAs, in our setup a remote attacker can easily get a Google Voice number and download call recordings coming to it. Thus, data can be exfiltrated over the audio channel enabled by the VA without being in physical proximity of the targeted computer and VA.

A. Phone Call Channel Frequency Response

Our data transmission relies on a phone call channel, which is typically used to transmit human voice over the frequency range of 300 to 3400 Hz [30]. To measure if our transmission channel has a similar frequency range, we play a frequency scan audio and measure the sound level of received audio. In

Figure 2, the received sound level goes above -60 dB after about 260 Hz, and drops below -60 dB at 3400 Hz, which provides good quality for normal phone call that carries the audio of people talking. While the phone call channel provides limited sound level at lower frequency, it drops sharply after 3000 Hz, and becomes nearly undetectable after 4000 Hz. Thus, for transmitting data as audio, we must operate within the voiceband (300–3400 Hz).

In theory, the bit rate for data transfer over the phone channel can reach 33600 bit per second [31], but only through a well designed modem. However, we rely on devices that support normal phone calls. The audio is played out by the speakers on a laptop and captured by microphones on Echo Plus over the air. This audio is then transmitted via a phone channel after encoding it with voice codecs. Also, the quality of the audio transmitted by the computer speakers could be degraded with environmental noise which can further reduce the bandwidth. Thus, the bit rate that our phone call channel can support for data transfer is significantly lower. Although this would make bulk data transfer challenging, passwords, keys, bank account or social security numbers and other limited size data can be transmitted over such a channel.

B. Packet Loss

VoIP systems often choose the user datagram protocol (UDP) because it provides better call experience and loss of occasional packets can be handled without negative impact on call quality (e.g., packet concealment techniques have been developed to deal with packet loss). However, if we encode data in audio, packet loss could impact accuracy of data transmission. We ran experiments to see if we observe packet losses in the data transmission channel used by us. Figure 3 shows 6 seconds of audio transmitted through our phone call channel. We do observe random packet drops which correspond to the energy level drops in the audio signal. Packet loss may be due to a weak network connection, congestion etc.

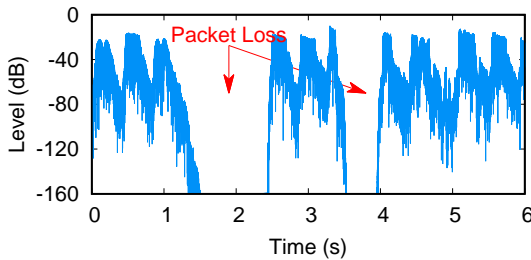


Fig. 3. Packet Loss Shown as Energy Drop.

In case of packet loss, the VoIP system may employ techniques like packet loss concealment and such modified audio packets will introduce errors in the decoded data. Since we only check audio after it is recorded at the receiving end, the presence of multiple packet losses could indicate that the data sent in the audio may not be recoverable. Although correct and complete data exfiltration is not achieved in this case, the reconstructed data may provide partial information about the

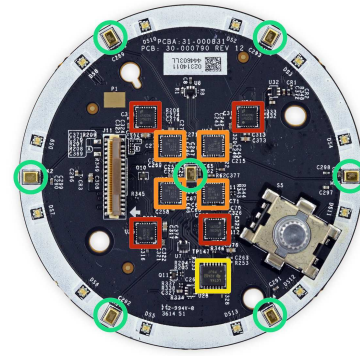


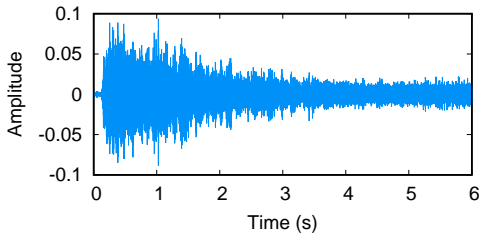
Fig. 4. Microphones on Amazon Echo Plus in Green Circles. There are six *S1053 0090 V6 Microphones* on the perimeter and one in the center of the board [17].

transmitted secret. We will address how data transfer accuracy can be improved in the presence of noise and packet loss in Section V.

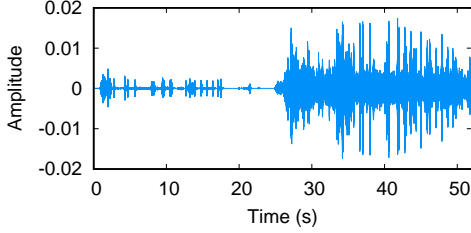
C. Voice Assistant Audio Processing Features

VAs are built for taking people’s commands and responding to them. A good quality recording is essential for correct understanding of commands and also for providing a high quality voice call to the other end of phone call channel. Unlike usual cellphones which are only equipped with microphones on the top and bottom, a VA can utilize multiple microphones as a microphone array. In Figure 4, there are seven microphones in the top board of Amazon Echo Plus, six on the perimeter and one in the center. A microphone array can help the VA determine the direction of incoming voice based on the difference in the arrival times at each microphone. When audio signals come from many directions, Echo Plus has its own algorithm to distinguish human voice from background noise and then focus in the direction of human voice, resulting in cancellation of noise. In our experiments, we can observe two interesting adjustments Echo Plus applies to its audio recordings.

- Amazon Echo Plus tends to adjust the volume to a moderate level as time goes. From Figure 5a, while white noise sound level played from laptop is stable, the maximum sound level of the recording is lowered automatically by the device. This may be an adjustment scheme in case of a sudden burst of sound.
- The sound must reach a certain level to get the *attention* of Amazon Echo. We explore this by conducting an experiment that starts by transmitting audio with no noise at first and then same audio is played with noise. This is repeated to see the activation of the microphones. In Figure 5b, we first show the recorded audio with no noise followed by including the noise. At first, we play our encoded audio from 100 inches away while there is no noise playing. The sound level is too low to catch the *attention* of Amazon Echo Plus. When we play a loud noise with the same encoded audio, the



(a) The automatic adjustment of sound level.



(b) Play same message audio without noise (Before $t = 25$ s) and with noise (After $t = 25$ s).

Fig. 5. The Built-in Audio Processing of Amazon Echo Plus.

combined sound energy level reaches the threshold and the microphones are activated. We decode the recorded audios which encode the same message. In the case when there is no noise, we could not reconstruct the message. In contrast, the audio with the noise has most of information in it. Although somewhat surprising, this observation is consistent with past research results that the VA is able to understand degraded quality voice commands that are not intelligible for humans.

For call audio recorded at the receiving end, we also found that Amazon Echo Plus does not filter out noise from the transmitted audio which was the case when we directly recorded the audio on a cellphone.

Based on our characterization of the data transmission channel and the VA from the above experiments, we explore an approach that can help us demonstrate that data can be exfiltrated from a compromised computer via a phone call initiated by an infected computer. Our goal is to achieve high accuracy while making the sound as unnoticeable as possible. We use modulation with a very high frequency carrier to make the sound inaudible and rely on VA microphone nonlinearity for automatic demodulation. We discuss how this can be done next.

D. Voice Assistant Microphone Response to Very High Frequency Sound

Very High Frequency Sound (VHFS) is the sound in frequency range 13.5–20 kHz [13]. We know that sound beyond 20 kHz, referred to as ultrasound, is inaudible to humans. In [40], Zhang et al. took advantage of ultrasound modulation and the nonlinearity of microphones to send inaudible commands to VAs. They used high quality speakers to transmit ultrasound frequencies. Since our threat model assumes a remote attacker, we only assume speakers that are available in PCs or laptops. While these normal speakers cannot produce

ultrasound at a significant energy level, they can generate loud VHFS. If we can modulate the tones with carrier frequency beyond 15 kHz, which is difficult to hear for most adults [8], the modulated sound will likely not raise an alert when people are nearby the computer. Our experiments revealed this to be the case when a person is not right next to the computer speakers.

The VHFS is captured by the voice assistant microphones. The inherent nonlinearity of these microphones results in demodulation which can be modeled as follows [40]:

$$s_{out}(t) = As_{in}(t) + Bs_{in}^2(t), \quad (1)$$

where $s_{in}(t)$ is the input signal, $s_{out}(t)$ is the output signal, and A and B are gains for corresponding terms.

In our scheme, a two-frequency tone represents a 6-bit binary string (see Section V). We can formulate the original signal as:

$$m(t) = \sin(2\pi f_1 t) + \sin(2\pi f_2 t), \quad (2)$$

where f_1 and f_2 are the two frequencies. Let the carrier frequency to be $f_c \gg 3400$ Hz. We modulate $m(t)$ on f_c . Amplitude modulation gives us:

$$y(t) = [1 + \sin(2\pi f_1 t) + \sin(2\pi f_2 t)] \sin(2\pi f_c t). \quad (3)$$

By expanding (3) and using trigonometric identities, we get five different frequency components: f_c , $(f_c - f_1)$, $(f_c - f_2)$, $(f_c + f_1)$ and $(f_c + f_2)$. To keep the signal wave beyond frequency f_c for inaudibility, we filter out $(f_c - f_1)$ and $(f_c - f_2)$. The modulated signal is then sent via the speaker.

$$y_s(t) = \sin(2\pi f_c t) - \frac{1}{2} \cos[2\pi(f_c + f_1)t] - \frac{1}{2} \cos[2\pi(f_c + f_2)t]. \quad (4)$$

After recording by the microphones, which means applying (1) to (4), we will get f_1 , $(f_1 - f_2)$ and f_2 , but also other unwanted frequencies such as $2f_c$, $2(f_c + f_1)$, $(2f_c + f_1)$, etc. All these high frequencies are automatically filtered out while the recording is sent through the phone call channel with a frequency upper bound of 3400 Hz. We only have f_1 , $(f_1 - f_2)$ and f_2 components remaining, with coefficients 1, 1/2 and 1, respectively.

In Figure 6, we use a carrier frequency $f_c = 15$ kHz. The appearance of f_1 , $(f_1 - f_2)$ and f_2 shows that the microphones on Amazon Echo Plus do have nonlinearity. We exploit this for decoding data from the audio that is recorded at the receiving end of the phone channel.

V. METHODOLOGY

Based on our characterization of the data transmission channel, we explore how an attacker who has control of a computer can exfiltrate data stored on it to a remote system under its control. Since data is encoded in audio, the attacker wants to achieve high accuracy even in the presence of some noise and wants the transfer to complete as quickly as possible. Although several techniques exist for encoding digital data into audio, we focus on *Dual-Tone Multi-Frequency Signaling (DTMF)* because the audio must be transmitted over a phone

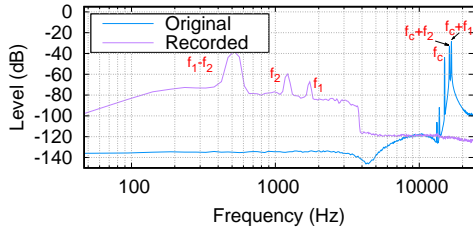


Fig. 6. Evaluation of the nonlinearity effect. Frequency domain plots for the original audio and recorded audio. In the recoding, f_1 and f_2 were demodulated out while frequencies beyond about 4000 Hz was filtered out.

channel. Also, based on our observations, packet losses and other noise could lead to errors in the received audio. To increase data transmission accuracy, we need to use encoding that could help correct certain class of errors. Finally, to make the transfer stealthy, we modulate the audio that encodes data using a very high frequency carrier so the audio transmission from a computer speaker to the VA is less likely to be noticed by humans. We utilize previously investigated techniques to address data encoding into audio, error handling and high-frequency modulation to demonstrate the feasibility of a stealthy data exfiltration channel to a remote host via a VA. First, we provide a brief overview of these in this section.

A. Preliminaries

We first introduce DTMF, which we use for transmitting voice encoded data through a phone call channel, and explain how we choose the DTMF frequency groups in our method to increase data transfer rate. We then discuss modulation with a very high frequency carrier in order to make the sound unnoticeable to most humans.

1) *Dual-Tone Multi-Frequency Signaling*: DTMF was introduced in [2] over 50 years ago and is also called “Touch Tone”. DTMF is specially designed for transmitting digit signals through a voice call. Since it is difficult to protect single-frequency tones from perturbation of speech and background noise, DTMF uses a set of 16 dual-frequency tones, representing 10 decimal digits and other buttons on a phone. The 16 tones are formed by a so-called “four-by-four” code: each tone is made up of one high frequency from **high group** and one low frequency from **low group** as shown in Table I. Since speech often involves lower harmonics, in order to distinguish DTMF tone frequencies from speech, Battista et al. [2] carefully chose them to avoid frequencies in one group harmonically relating to those in the other group. Also, frequencies used in DTMF totally fall within the voiceband range, 300 Hz to 3400 Hz, as we discussed in Section IV-A, to confine them to the transmission band of the telephony channel. DTMF is still widely used for customer services, remote guest door controlling, etc. It is natural and reliable to leverage DTMF for data transmission in our setting that includes a VA being able to make a call.

To recover the frequencies used in a tone on receiver side, we make use of the *Goertzel algorithm*. It is an efficient

TABLE I
HIGH GROUP AND LOW GROUP OF TONE FREQUENCIES.

High Group (Hz)	Low Group (Hz)
1209	697
1336	770
1477	852
1633	941

algorithm that can calculate the signal strength at chosen frequencies, unlike fast Fourier transform (FFT), which calculates all frequency components [27].

2) *Choosing DTMF Frequencies to Increase Data Transfer Rate*: Commonly used DTMF only makes use of 4 low frequencies and 4 high frequencies, as shown in Table I, to form 16 tones. Adjacent frequencies in each group have a ratio of 21/19. Although these frequency groups are sufficient to transmit 16 symbols on a phone, more tones are needed for our data transmission. Another problem we found is that background noise includes frequencies that are close to the low frequencies shown in Table I. We choose different DTMF frequencies to address both of these problems.

To increase the number of bits that can be sent in a single tone, we use two expanded frequency groups with 8 frequencies in each group to form 64 tones. A straightforward way to form these groups is to expand the original frequency groups in Table I. However, since the high-frequency modulation we plan to use produces an additional difference frequency ($f_1 - f_2$), a simple expansion while maintaining the desired ratio between consecutive frequencies will produce a lot of collisions between the DTMF and difference frequencies. A collision occurs when two frequencies are very close and the energy level of one could exceed the other one due to noise and leakage due to nonlinearity. This will result in the Goertzel algorithm returning an incorrect tone frequency since it chooses the two frequencies in a tone that have the highest energy levels in each group. For example, if we choose $f_1 = f_A$ from Group A, and $f_2 = f_B$ from Group B, the resulting difference frequency ($f_1 - f_2$) will still be in the voiceband range and could collide with one of the other DTMF frequencies.

We reduce the likelihood of collisions between tone and difference frequencies by choosing tone frequencies f_1 and f_2 as follows. We set $f_1 = f_A + f_B$ and $f_2 = f_A$, which results in audio in a tone with frequencies ($f_A + f_B$) and f_A . This tone audio is modulated with a carrier and transmitted via a speaker. The voice assistant microphone will reintroduce frequencies ($f_A + f_B$), f_A and difference frequency f_B due to its nonlinearity prior to transmission of this audio over the phone channel. A positive side effect of this is that collisions due to the additional higher frequency ($f_A + f_B$) in the recording at the destination will be minimized because in most cases, it will be outside of the voiceband and get filtered out by the phone channel which acts as a low pass filter. Based on these insights, we decided to use two groups of frequencies that satisfy the following constraints:

- 1) All frequencies are within 300 Hz to 3400 Hz range.
- 2) In each group, two adjacent frequencies have a ratio of 21/19.
- 3) Any two frequencies chosen from the two groups, f_A from one group and f_B from the other group, are separated by a threshold. Also, their sum, $(f_A + f_B)$, is also separated by that threshold from any chosen frequencies.

The smallest gap between any pair of frequencies in the original DTMF groups is 73 Hz. However, setting the threshold to 73 Hz, 72 Hz and 71 Hz gives no results that satisfy the above constraints. When we set the threshold to 70 Hz, we obtain the frequencies shown in Table II that satisfy these constraints. These 16 frequencies form the two groups that allow us to produce $8 \times 8 = 64$ tones, and each tone can thus encode 6 bits.

The choice of frequencies in the two groups is also impacted by another factor. Although the new DTMF frequencies are a good fit for data exfiltration in our channel, we show in Section V-C that noise is the main source of errors when we transfer data with DTMF tones. The background noise spectrums in a normal office and home setting are shown in Figure 7. We can see that in the lab, the noise energy mostly distributes at lower frequencies below 600 Hz, while at home, the noise tends to distribute more randomly across the voice-band. Also, while high frequencies (above 500 Hz) tend to be very directional, lower frequencies can more easily spread and reflect in a room, resulting in increased low frequency noise in our recorded audios [28]. Based on these observations, the lowest frequencies chosen by us can avoid most of the interference coming from noise. Although the ranges of the two groups have considerable overlap, this does not influence our decoding for DTMF tones, since the frequencies in the two groups are separated by at least 70 Hz, and the two groups are detected separately by the Goertzel algorithm. The two new frequency groups also satisfy the criteria for avoiding harmonics lower than sixth as in [2]. Furthermore, it will avoid most collisions when we use high-frequency modulation to the tone audio before transmitting it over the computer speaker.

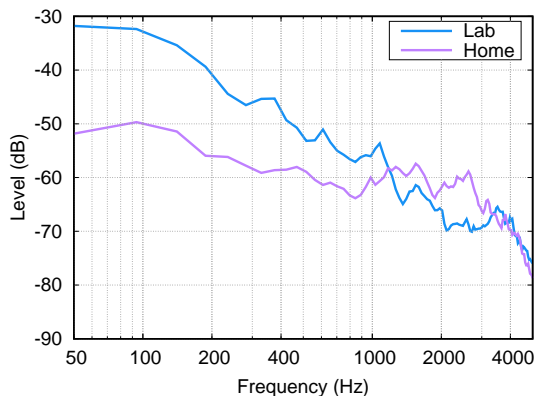


Fig. 7. Noise Spectrum at Home and a Lab.

The groups of new DTMF frequencies are shown in Table II.

With expanded groups, we have $8 \times 8 = 64$ DTMF tones. Thus, each tone can now represent 6 binary bits, increasing the transfer bandwidth by 50% compared with the commonly used DTMF tones.

TABLE II
EXPANDED DTMF FREQUENCIES.

Group A (Hz)	Group B (Hz)
1624	1402
1794	1549
1982	1712
2190	1892
2420	2091
2674	2311
2955	2554
3266	2822

B. Data to Audio Encoding/Decoding

To transmit data, we must first convert the data that is to be transmitted to an audio file. The encoding method used should be such that the encoded audio can be transmitted via the computer speaker, received by a VA and then sent via a phone channel.

1) *Converting Binary Data to DTMF Tone Audio:* We now describe the process that starts from a data file that stores arbitrary data and outputs an audio file that can be played through the computer speaker. Binary values can be mapped to DTMF tone sequences in a straightforward manner. The DTMF generator generates one tone for every $\log_2(n)$ bits, where n is the number of tones we are using. In widely used DTMF systems, $n = 16$, so a tone can represent 4 bits. However, in our expanded DTMF, $n = 64$, allowing one tone to represent 6 binary bits. As discussed in Section IV, our characterization of the data transfer channel used by VAs demonstrates the need for handling transmission errors that could arise due to noise or other factors like packet losses. We develop an encoding scheme that allows us to handle certain class of transmission errors.

As shown in Figure 8, we first convert the characters in a file we are sending to their corresponding ASCII binary codes. Thus, one character can be represented with 8 bits. For error correction, we first use the Golay code for encoding these bits before generating tones from them. The choice of this code is motivated by our desire to correct certain errors that can occur during transmission (see Section V-C).

C. Error Correction

We develop our error correction scheme by first exploring the source of errors in the received audio. Such errors occur because the audio of a tone is sufficiently perturbed such that a frequency that does not belong to the tone has higher energy level than the tone frequencies. In our experimental setting, there are two main sources of errors: Noise and the unwanted frequencies introduced by demodulation. We employ mitigation methods for each of them by using an error

TABLE III
TWO DIMENSIONAL GRAY CODE ENCODING DTMF

	Group A (Hz)	1624	1794	1982	2190	2420	2674	2955	3266
Group B (Hz)	Gray Code	000	001	011	010	110	111	101	100
1402	000	000 000	001 000	011 000	010 000	110 000	111 000	101 000	100 000
1549	001	000 001	001 001	011 001	010 001	110 001	111 001	101 001	100 001
1712	011	000 011	001 011	011 011	010 011	110 011	111 011	101 011	100 011
1892	010	000 010	001 010	011 010	010 010	110 010	111 010	101 010	100 010
2091	110	000 110	001 110	011 110	010 110	110 110	111 110	101 110	100 110
2311	111	000 111	001 111	011 111	010 111	110 111	111 111	101 111	100 111
2554	101	000 101	001 101	011 101	010 101	110 101	111 101	101 101	100 101
2822	100	000 100	001 100	011 100	010 100	110 100	111 100	101 100	100 100

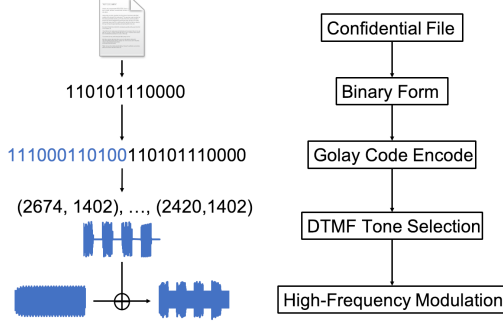


Fig. 8. Encoding Process. One 24-bit Golay code word is represented by 4 DTMF tones.

correction code, The Golay Code allows us to correct a certain set of errors.

1) *Errors from Noise*: We empirically studied how such errors arise and found that the main reason is the background noise. In Figure 9, the original tone consists of two frequencies, 1549 Hz and 3266 Hz. However in its recorded audio, a number of new frequencies appear due to background noise. In particular, the frequency 1402 Hz with higher energy level takes the place of original 1549 Hz, resulting in a bit flip in decoding. We did find that the rate of such errors can be reduced by using a lower carrier frequency or by using longer tones, which is a tradeoff between stealthiness and speed.

We also noticed that the impact of noise is such that errors that lead to bit flips are due to increased energy level of DTMF frequencies in adjacent tones (an adjacent tone encodes a bit string that differs in a single bit) caused by spectral leakage after Fourier transform. This can be seen from Figure 9 where we see that both in the transmitted and received audios, the energy of each DTMF frequency is distributed around this frequency. Thus, when the tone audio suffers additive noise, there is a higher probability that the adjacent frequencies energy exceeds the energy level of the tone frequency. Since decoding is based on energy levels of the tone frequencies, this will lead to a bit flip because an adjacent but incorrect frequency is detected.

We use a two dimensional Gray code to encode data to DTMF frequencies. Gray code is a well-known binary code in which codes for two successive values differ only in one bit. We can see in Table III that DTMF tones form a two

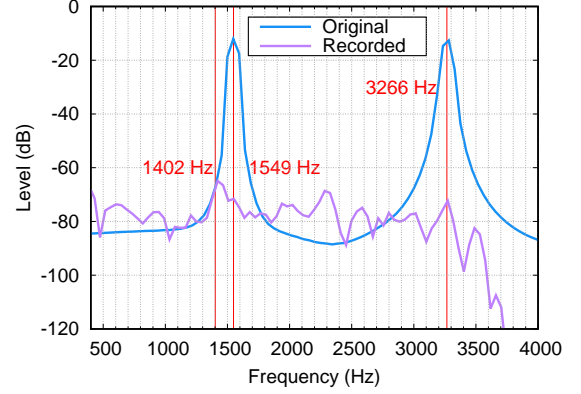


Fig. 9. Spectrum of Original Audio and Recorded Audio. We take a 0.05s tone from our experiment when the distance is 50 inch and carrier frequency is 18 kHz. Frequency 1549 Hz was decoded as 1402 Hz, due to frequency leakage and noise.

dimensional matrix constructed from two frequency groups. Since each tone T can have four different adjacent tones, each of which has one frequency different from T , we can apply the idea of Gray code to this matrix. First, with 8 frequencies, each frequency can be represented with a 3-bit Gray code. We can then combine two 3-bit codes together, with the Group A frequency bits at left and Group B frequency bits at right as in Table III. This results in a DTMF tone binary code matrix that satisfies the property that adjacent tones differ only in one bit. We can write this table as a function with 6 binary bits as input and corresponding frequencies as output .

$$T(B_i) = (F_A, F_B),$$

where B_i is the i th 6-bit input binary string, F_A is the Group A frequency of the DTMF tone and F_B is the Group B frequency. When decoding the message, the function is the inverse of T :

$$S(F_A, F_B) = T^{-1}(F_A, F_B).$$

For example, if we are sending binary string $B_1 = 001010$, corresponding DTMF tone $T_1 = (1794, 1892)$ will be sent through the phone call channel. If noise is added to the tone audio, adjacent tone frequencies could have higher energy levels. If the received tone is $T'_1 = (1624, 1712)$, the decoding function will produce the binary string $B'_1 = S(T'_1) = 000011$.

We can see that B_1 and B'_1 have only 2 bits difference when noise impacts both tone frequencies.

2) *Errors from Demodulation*: We modulate the tone audio with carrier frequencies 15 kHz, 18 kHz or 20 kHz to achieve stealthy transfer that is less likely to be noticed by a person who may be in the vicinity of the computer. Due to the nonlinearity of voice assistant microphones, the modulated signal will get naturally demodulated before it goes to the phone channel. Because of the voiceband range (300–3400 Hz) of the phone call channel, the high frequency components that are close to the carrier frequency will be removed, which gives us the original signal. In Section IV-D, we discover that the modulated sound will generate f_1 , f_2 and an unwanted frequency, $(f_1 - f_2)$. Since we choose $f_1 = f_A + f_B$ and $f_2 = f_A$, it produces $(f_A + f_B)$, f_A and f_B in the recording. Thus, there are only 6 possible values of the additional frequency $(f_A + f_B)$ that lie in voiceband and will be present in the recording.

3) *Golay Code*: We use Golay Code for error correction. It can correct at most 3 bits errors in a 24-bit string [36]. Golay code comes with an encoder $E()$ and a decoder $D()$. A 12-bit binary string message, M , will be encoded into a 24-bit Golay code word, $W = E(M)$. Since one DTMF tone can represent 6 bits of binary strings, one Golay code word is transmitted by 4 tones.

After receiving the code, every 4 tones will be decoded into one Golay code word, W' , which may have several flipped bits compared with the original word W . We can then get the message $M' = D(W')$. If the flipped bits are less or equal to three, $M' = M$.

D. Data Exfiltration

We consider the scenario in which an attacker has successfully compromised a computer and wants to exfiltrate sensitive data that is available at the computer. To bypass network defenses, malware on the compromised computer uses a VA and the phone channel to transmit data to the attacker. To accomplish this, the malware must first locate the data and convert it to an audio file. This is done using DTMF tones and the encoding scheme described by us. Once this is done, the tone audio is modulated with a carrier frequency chosen to make its transfer via a computer stealthy. These steps have to be completed before transmission can begin by playing the audio file via the computer speakers.

To begin data transfer, first the VA must be given a command to make a phone call to a phone number chosen by the attacker. Such an activation command can be hidden and made unnoticeable as demonstrated by previous research [1], [5], [6], [32], [39], [40]. After the activation, desired audio will be played by the computer. The VA transmits this audio over the phone call and it is recorded at the receiving end of the call. To recover the transferred data, prior to decoding, the audio in the recording is first aligned. This can be accomplished by adding a prefix to the audio. We then feed the audio to the Goertzel Algorithm to find out frequencies in each tone. Based on the frequencies found, a binary representation is generated. We

use such representation as a sequence of 24-bit Golay code words, which are then decoded. Finally, the decoded binary data is converted back to characters in the original file, as shown in Figure 10.

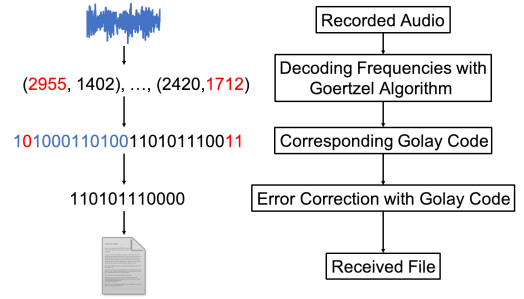
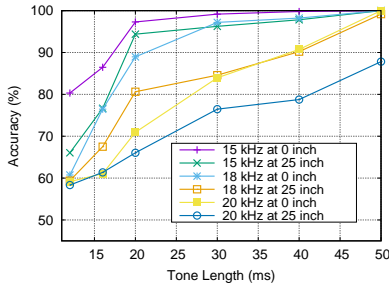


Fig. 10. Decoding Process. As shown in Figure 8, the first tone in the audio sent was (2674, 1402) and the last was (2420, 1402). They got decoded to (2955, 1402) and (2420, 1712), but the binary code is able to error correct this and decode the sent value correctly.

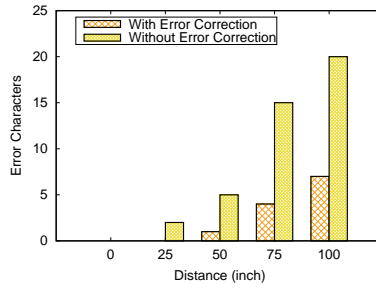
VI. EVALUATION

To evaluate the efficacy of the data exfiltration scheme developed by us, we implemented a proof-of-concept prototype system. This system allowed us to demonstrate the feasibility of data exfiltration via a VA and the phone channel, and we also used it to experimentally assess how accurately data can be transmitted and what transfer rates can be achieved. In particular, we want to study the factors that impact error rates (e.g., incorrect characters in messages received in the phone recording at a phone number to which a call is made by the VA). The transfer accuracy is impacted by a number of parameters, some of which could be under the control of the attacker. Our experiments allowed us to study the impact of the following key parameters.

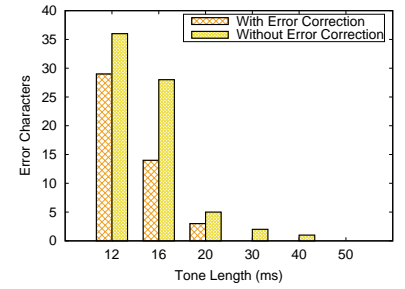
- 1) *Tone length*: Tone length describes the time duration for which a single tone is played. Shorter tones lead to faster data transfer but could also increase errors due to signal leakage across tones.
- 2) *Distance between computer and VA*: The computer from which data is exfiltrated could be several feet away from the VA. Increased distance allows greater flexibility for attacker but could increase transmission error rates because of reduced energy level of the audio signal that will be received at the VA.
- 3) *Carrier frequencies*: We modulate DTMF tone audio with a carrier frequency to achieve stealthiness. Higher carrier frequencies, which are closer to 20 kHz, are inaudible to almost all people and would not raise an alert. However, higher frequencies introduce more errors because they suffer higher attenuation with distance. We conduct experiments to explore the stealthiness and transmission accuracy tradeoffs.
- 4) *Background noise*: We saw that additive background noise can increase the energy level of a frequency that is different than the tone frequencies. This leads to errors reducing accuracy.



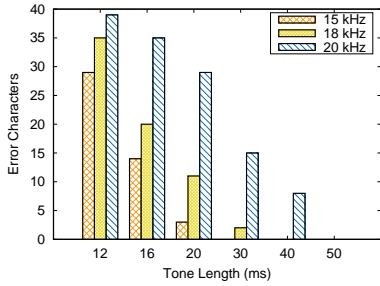
(a) The bit transmission accuracy of different tone lengths when Amazon Echo Plus is placed by the laptop and 25 inches away from it. The tones are modulated with 15 kHz, 18 kHz and 20 kHz carrier frequencies.



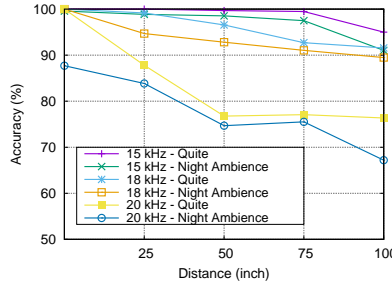
(b) The number of errors after decoding for different distances when transmitting 40 characters. Tone length is 50 ms. Carrier frequency is 18 kHz.



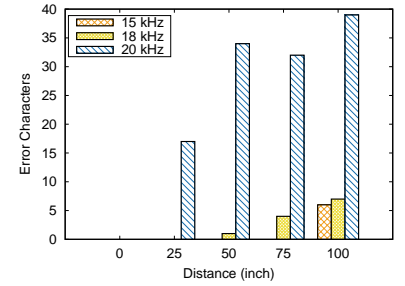
(c) The number of errors after decoding for different tone lengths when transmitting 40 characters. Distance is 0 inch. Carrier frequency is 15 kHz.



(d) The number of errors after decoding for different tone lengths at distance 0 inch when transmitting 40 characters. When tone is 50 ms long, there are no errors for all three carrier frequencies.



(e) The bit transmission accuracy of different distances between laptop and Amazon Echo Plus. Tone length is 50 ms. Quiet means there was no background noise playing during transmission. Night Ambience means a night ambience sound audio was playing near Amazon Echo Plus.



(f) The number of errors after decoding for different distances when transmitting 40 characters. Tone length is 50 ms.

Fig. 11. Transmission Accuracy Results

We report results of experiments that allowed us to explore the tradeoffs introduced by these parameters. We first describe the experimental setup and then present the results.

A. Experimental Setup

In our experiments, we use an Amazon Echo Plus to dial the attacker controlled phone number. Once the call is made, it can be recorded or allowed to go directly to voicemail. We give the command to make the phone call and play carrier modulated audio after it is set up from a Macbook Pro 15" 2018 at 100% volume. The audio goes over the air to Echo which is placed at various distances. It is then transmitted through the phone call channel and recorded using Google Voice. The attacker phone number is a Google Voice number, which allows voicemail or call recording to be downloaded from its website. When adding background sound, we play a night ambient noise from an iPhone 6 at 100% volume at 5 inches away from the Amazon Echo Plus.

We change the tone length from 50 ms to 12 ms to explore speed of transmission. For measuring the possible attack range, the distance between the computer and the Echo varies from 0 inch to 100 inches. Also, different carrier frequencies between 15 kHz and 20 kHz to explore the tradeoff between stealthiness

and accuracy. The influence of the presence of background sound is studied as well.

B. Results

We measure transmission accuracy under various settings of the parameters described above. If n bits are transmitted and m of those bits are received correctly, percent accuracy is defined as $m/n \times 100$. Since we use 8 bits to encode characters, we also consider the number of characters that are received in error. We plot accuracy when different parameters are varied.

Tone Length: In Figure 11a, we plot accuracy as it varies with tone length when various carrier frequencies are used to make the audio transmission less noticeable. As the tone length increases, the accuracy grows. This can be explained as follows. First, if the tone is too short, the adjacent tones will interfere with each other due to signal distortions introduced by the speaker and microphone; second, a shorter tone will result in lower amount of accumulated energy level for a frequency compared with noise, leading to incorrect decoding. When the tone length is longer than 40 ms, the accuracies are all above 90% except for 20 kHz modulation at 25 inch distance. In this case, accuracy is lower as there are usually about 1/4 character errors after error correction. When increasing the modulation frequency, we can see that the accuracy drops drastically when

tone length is less than 20 ms. If we increase the tone length to 50 ms, we get closer to 90% accuracy even with 20 kHz carrier frequency for modulation and 25 inches distance between the computer and the VA. As can be seen, lines corresponding to carrier frequencies 15 kHz and 18 kHz go up to about 99% with either distance. This demonstrates the tradeoff between stealthiness and transmission accuracy.

If the VA is very close to the computer, data can be transmitted with high accuracy. We can also see the number of characters that are received in error when the distance is 0 inch in Figure 11d. No characters are received in error when the tone length is 50 ms. From these experiments, we find that 50 ms tone length offers good accuracy and we use this value in all other experiments.

If the tone length is 50 ms and we leave a 50 ms gap between adjacent tones, there will be 10 tones/second. Each tone represents 6 binary bits, then the bit rate is 60 bits/second when no error correction is done. The highest bit rate is reached when the tone length is 12 ms, that is, a bit rate of 250 bits/second is achieved but many characters are received in error. Errors will be problematic when sensitive data such as passwords or social security numbers are exfiltrated. In case of normal text, it may be possible to correct the erroneous characters but we do not explore this here.

Distance: We varied the distance from 0 inch, where Echo is right in front of the laptop computer to 100 inches, where Echo is placed at one side of a bedroom while the laptop is at the other side. As expected, in Figure 11e, the accuracy worsens as we increase the distance between the Echo and the laptop. When modulating with 15 kHz and 18 kHz carrier, the accuracies are all above 90% even at 100 inches. The errors are about 1/8 at 100 inches distance as can be seen in Figure 11f. While 20 kHz modulation can reach 100% accuracy at 0 inch without adding noise and nearly 90% with noise playing, the accuracy goes down quickly as distance grows. Also, we can see that the night ambience noise is introducing errors in our received bits.

Modulation Frequency: We discuss the impact of modulation frequency when the tone length is fixed to 50 ms. When the frequency is 15 kHz in Figure 11e, the accuracies at all distance are all close to 100%, even when the distance is 100 inches. When we increase the frequency to 18 kHz, as shown in in Figure 11e, the accuracy is still above 89% even at 100 inches distance. Only when the frequency reaches 20 kHz, the accuracy drops quickly after 0 inch. From these experiments, with an 18 kHz carrier, we can obtain good accuracy while the audio being nearly unnoticeable. If the distance is too far to obtain acceptable accuracy, the carrier only needs to be set to 15 kHz. With 15 kHz carrier, close to 100% accuracy can be achieved, while it does leak some noticeable frequencies. In this case, we could only hear some faint sounds when the audio was played when the our ear was right next to the computer speaker. No noticeable sounds were heard a few feet away from the computer. This is consistent with the past research that shows that frequencies above 15 kHz can only be heard when the sound volume is high [35].

Noise: As expected, the introduction of noise close to the VA has a negative impact on data transmission. As can be seen in Figure 11e, introduction of night ambient noise has significant impact on the transmission accuracy when 18 or 20 kHz carrier frequencies are used. In contrast, minimal impact is observed for 15 kHz carrier even when the distance between the computer and the VA is several feet.

Error Correction: We performed data decoding both with and without error correction. When the tone length is fixed to 50 ms, no noise is added, and distance is varied from from 0 inch to 100 inches, the results are shown in Figure 11b. When distance is 0 inch, there are no error in characters decoded from received audio. However, when distance is increased to 25 inches, there are errors due to bit flips. All of these errors can be handled by error correction. We also varied the tone length from 12 ms to 50 ms, with no added noise, fixing the distance at 0 inch. As shown in Figure 11c, when tone length is 12 ms, too many bit flips lead to errors both when correction is and is not performed. In contrast, tone length of 16 ms shows about 50% fewer errors with error correction. There are no errors when tone length is 50 ms and accuracy is nearly 100% in both cases. Since errors do occur at certain distances and tone lengths, we use error correction despite the fact that it halves the transfer rate.

Summary: Our experiments demonstrate the feasibility of data exfiltration via a VA even when it is several feet away from a compromised computer. This can be done even when humans are close to the computer or VA because most people are unable to hear frequencies higher than 15 kHz. Based on our results, we can see that when error correction is used, 9000 bits can be transmitted by a five minute phone call to a remote endpoint with very high accuracy. This can be done when a 18 kHz carrier is used to make the audio completely unnoticeable and the distance between the computer and the VA is over six feet. As expected, noise and distance both reduce the accuracy of transmission.

VII. DISCUSSION

We have demonstrated that infected computers in the vicinity of VAs can bypass network defenses by using a VA mediated phone call to leak data. In this section, we briefly discuss possible defenses and their efficacy. We also discuss some limitations of the system developed by us.

A. Defenses

Phone calls typically are made by users whereas data exfiltration by a VA requires the audio to originate from a computer speaker. For commands to VAs, liveness detection techniques have been developed. For example, it is demonstrated in [4] that certain characteristic frequencies are present in audio that comes from a speaker which are not present when an audio source is a live person. These frequencies are low (< 200 Hz) and will not be transmitted by the telephony channel. Hence, defense based on such frequency detection has to be deployed at the VA. Furthermore, there may be legitimate cases when a call source is a computer. For example, a conferencing

application running on a computer may command a VA to reach certain participants by making a phone call. Also, future AI based applications running on a computer may use VAs in a conversation with remote parties that are reached via the phone (e.g., Google Duplex [14]). Again, a liveness detection defense cannot always be used.

Defenses against malware or compromised applications that abuse computer speakers can also be deployed on the computer where sensitive data is stored. These include access control for speakers and monitoring of audio stream going to the speakers which may indicate audio encoded data exfiltration. For example, an audio stream that consists of DTMF tones only, could raise an alarm. However, this could be evaded by using frequencies other than DTMF. Since a VA must send the audio stream to the cloud, another possible defense is to examine the audio stream for possible anomalies. A variety of audio stenography techniques have been investigated in the literature and their use may evade such defenses.

There are other defenses such as voice biometric verification such as those used by Google Home and Siri VAs. These defenses are primarily for commands that are issued to VAs. Although attacks such as voice conversion [12] and voice deepfakes [34] can be used, these will be more targeted attacks and would require access to voice samples of victims. In contrast, we have explored large scale attacks which could be more challenging when voice biometric verification is used..

B. Limitations

We demonstrated that an infected computer can command a VA to set up a phone call that can transmit sixty bits per second. If we use error correction, thirty data bits can be sent in a second. Such a rate may not be sufficient to achieve massive data transfer or large scale data dumps. For example, a call lasting ten minutes can only exfiltrate approximately 2.5K bytes of data at this rate. Our experiments have not explored accuracy of data transfer over long duration calls. Also, the audio may not be completely inaudible to all people when a carrier lower than 20 kHz is used. In particular, young children may be able to hear some sounds when they are very close to the computer or the VA. This may raise an alert. However, achieving completely inaudible audio transmission for everyone for large volumes of data over the voiceband of a telephony call is a problem that has not been fully addressed by this paper.

We use the phone call feature of Amazon Echo. Although this feature is useful and likely be provided by VAs, it is possible that in the future calls are only allowed to certain phone numbers (e.g., those in a contact list). In this case, an attacker would have gain access to the voice mail of an allowed phone number or find a way to get a phone number controlled by it to the contact list. This is not addressed by us.

VIII. CONCLUSIONS AND FUTURE WORK

As voice assistants become common in the same physical areas as computers, they could create a new channel for data exfiltration. In particular, malware infected computers can

bypass normal network and host defenses by using the voice assistant and the phone channel to send sensitive data to an attacker controlled computer. We demonstrated that modest amount of data can be exfiltrated by encoding the data in audio and transmitting it via a voice assistant initiated phone call that lasts only a few minutes. By using techniques such as modulation with very high frequency carriers, it is possible to send the audio from the computer to the voice assistant in a way that it is unlikely to be noticed by a person who may be in the vicinity of these devices. These attacks are of concern because they can be mounted from anywhere, at scale and at low cost.

In the future, we plan to explore if the transmission of data such as text can be made more efficient when it is sent over the voiceband of a telephony channel. This should be done while making the transfer completely unnoticeable as has been demonstrated for commands issued to voice assistants. We briefly discussed a number of defenses that may be possible against data exfiltration via voice assistants but their efficacy is unclear. Also, detection and defenses against malware that may use the audio channel between the computer and voice assistants need to be investigated.

REFERENCES

- [1] H. Abdullah, W. Garcia, C. Peeters, P. Traynor, K. R. B. Butler, and J. Wilson, "Practical Hidden Voice Attacks against Speech and Speaker Recognition Systems," in *Network and Distributed System Security Symposium*. Reston, VA: Internet Society, Dec. 2018, pp. 1–15.
- [2] R. Battista, C. Morrison, and D. Nash, "Signaling system and receiver for touch-tone calling," *Transactions of the American Institute of Electrical Engineers, Part I: Communication and Electronics*, vol. 82, no. 1, pp. 9–17, 1963.
- [3] M. K. Bispham, I. Agraftotis, and M. Goldsmith, "Attack and defence modelling for attacks via the speech interface," 2019.
- [4] L. Blue, L. Vargas, and P. Traynor, "Hello, is it me you're looking for?: Differentiating between human and electronic speakers for voice interface security," in *Proceedings of the 11th ACM Conference on Security & Privacy in Wireless and Mobile Networks*. ACM, 2018, pp. 123–133.
- [5] N. Carlini, P. Mishra, T. Vaidya, Y. Zhang, M. Sherr, C. Shields, D. Wagner, and W. Zhou, "Hidden voice commands," in *25th USENIX Security Symposium (USENIX Security 16)*, 2016, pp. 513–530.
- [6] N. Carlini and D. Wagner, "Audio adversarial examples: Targeted attacks on speech-to-text," in *2018 IEEE Security and Privacy Workshops (SPW)*. IEEE, 2018, pp. 1–7.
- [7] U. CERT, "Malware threats and mitigation strategies," *Multi-State Information Sharing and Analysis Center and US Computer Readiness Team*, 2005.
- [8] "High frequency hearing loss," <https://decibelhearing.com/hearing-loss-overview/high-frequency-hearing-loss/>, Decibel Hearing Services, 2020.
- [9] L. Deshotels, "Inaudible sound as a covert channel in mobile devices," in *8th USENIX Workshop on Offensive Technologies (WOOT 14)*, 2014.
- [10] W. Diao, X. Liu, Z. Zhou, and K. Zhang, "Your voice assistant is mine: How to abuse speakers to steal information and control your phone," in *Proceedings of the 4th ACM Workshop on Security and Privacy in Smartphones & Mobile Devices*, 2014, pp. 63–74.
- [11] M. Egele, T. Scholte, E. Kirda, and C. Kruegel, "A survey on automated dynamic malware-analysis techniques and tools," *ACM computing surveys (CSUR)*, vol. 44, no. 2, p. 6, 2012.
- [12] S. K. Ergünay, E. Khoury, A. Lazaridis, and S. Marcel, "On the vulnerability of speaker verification to realistic voice spoofing," in *2015 IEEE 7th International Conference on Biometrics Theory, Applications and Systems (BTAS)*. IEEE, 2015, pp. 1–6.

- [13] M. D. Fletcher, S. Lloyd Jones, P. R. White, C. N. Dolder, T. G. Leighton, and B. Lineton, "Effects of very high-frequency sound and ultrasound on humans. part ii: A double-blind randomized provocation study of inaudible 20-khz ultrasound," *The Journal of the Acoustical Society of America*, vol. 144, no. 4, pp. 2521–2531, 2018.
- [14] "Make reservations with the google assistant," <https://support.google.com/assistant/answer/9183712?co=GENIE.Platform%3DAndroid&hl=en>, Google, 2019.
- [15] M. Guri, Y. Solewicz, A. Daidakulov, and Y. Elovici, "Acoustic data exfiltration from speakerless air-gapped computers via covert hard-drive noise (diskfiltration)," in *European Symposium on Research in Computer Security*. Springer, 2017, pp. 98–115.
- [16] M. Hanspach and M. Goetz, "On covert acoustical mesh networks in air," *Journal of Communications*, vol. 8, no. 11, 2013.
- [17] "Amazon echo teardown," <https://zh.ifixit.com/Teardown/Amazon+Echo+Teardown/33953>, iFixit, 2014.
- [18] R. Iijima, S. Minami, Y. Zhou, T. Takehisa, T. Takahashi, Y. Oikawa, and T. Mori, "Audio hotspot attack: An attack on voice assistance systems using directional sound beams and its feasibility," *IEEE Transactions on Emerging Topics in Computing*, 2019.
- [19] Y. Jang, C. Song, S. P. Chung, T. Wang, and W. Lee, "A11y attacks: Exploiting accessibility in operating systems," in *Proceedings of the 2014 ACM SIGSAC Conference on Computer and Communications Security*, 2014, pp. 103–115.
- [20] P. G. Kannan, S. P. Venkatagiri, M. C. Chan, A. L. Ananda, and L.-S. Peh, "Low cost crowd counting using audio tones," in *Proceedings of the 10th ACM Conference on Embedded Network Sensor Systems*. ACM, 2012, pp. 155–168.
- [21] D. Kumar, R. Paccagnella, P. Murley, E. Hennenfent, J. Mason, A. Bates, and M. Bailey, "Skill squatting attacks on amazon alexa," in *27th USENIX Security Symposium (USENIX Security 18)*, 2018, pp. 33–47.
- [22] H. Lee, T. H. Kim, J. W. Choi, and S. Choi, "Chirp signal-based aerial acoustic communication for smart devices," in *2015 IEEE Conference on Computer Communications (INFOCOM)*. IEEE, 2015, pp. 2407–2415.
- [23] A. Madhavapeddy, R. Sharp, D. Scott, and A. Tse, "Audio networking: the forgotten wireless technology," *IEEE Pervasive Computing*, vol. 4, no. 3, pp. 55–60, 2005.
- [24] A. Mason, "Terminology for loudness and level," 2011.
- [25] L. Matney, "More than 100 million alexa devices have been sold," <https://techcrunch.com/2019/01/04/more-than-100-million-alexa-devices-have-been-sold/>, Tech Crunch, 2019.
- [26] R. Nandakumar, K. K. Chintalapudi, V. Padmanabhan, and R. Venkatesan, "Dhwani: secure peer-to-peer acoustic nfc," in *ACM SIGCOMM Computer Communication Review*, vol. 43, no. 4. ACM, 2013, pp. 63–74.
- [27] A. V. Oppenheim and R. W. Schaffer, *Discrete-time signal processing*. Pearson Education, 2014.
- [28] "Sound theory," <https://www.iso.org/standard/34222.html>, owyheesound, 2008.
- [29] Y. Qin, N. Carlini, G. Cottrell, I. Goodfellow, and C. Raffel, "Imperceptible, robust, and targeted adversarial examples for automatic speech recognition," in *International Conference on Machine Learning*, 2019, pp. 5231–5240.
- [30] B. Reaves, L. Blue, and P. Traynor, "Authloop: End-to-end cryptographic authentication for telephony over voice channels," in *25th USENIX Security Symposium (USENIX Security 16)*, 2016, pp. 963–978.
- [31] V. U. Reddy, "Voice-band modem: A device to transmit data over telephone networks," *Resonance*, vol. 6, no. 6, pp. 60–70, 2001.
- [32] N. Roy, S. Shen, H. Hassanieh, and R. R. Choudhury, "Inaudible voice commands: The long-range attack and defense," in *15th USENIX Symposium on Networked Systems Design and Implementation (NSDI 18)*, 2018, pp. 547–560.
- [33] L. Schönherr, K. Kohls, S. Zeiler, T. Holz, and D. Kolossa, "Adversarial attacks against automatic speech recognition systems via psychoacoustic hiding," *arXiv preprint arXiv:1808.05665*, 2018.
- [34] C. Stupp, "Fraudsters used ai to mimic ceos voice in unusual cybercrime case," <https://www.wsj.com/articles/fraudsters-use-ai-to-mimic-ceos-voice-in-unusual-cybercrime-case-11567157402>, The Wall Street Journal, 2019.
- [35] Y. Suzuki, K. Ozawa, and H. Takeshima, "Precise and full-range determination of two-dimensional equal loudness contours research," 2003.
- [36] T. M. Thompson, *From error-correcting codes through sphere packings to simple groups*. Cambridge University Press, 1983, no. 21.
- [37] C. Yan, G. Zhang, X. Ji, T. Zhang, T. Zhang, and W. Xu, "The feasibility of injecting inaudible voice commands to voice assistants," *IEEE Transactions on Dependable and Secure Computing*, 2019.
- [38] Q. Yan, K. Liu, Q. Zhou, H. Guo, and N. Zhang, "SurfingAttack: Interactive Hidden Attack on Voice Assistants Using Ultrasonic Guided Waves," in *Network and Distributed System Security Symposium*. Reston, VA: Internet Society, Feb. 2020, pp. 1–18.
- [39] X. Yuan, Y. Chen, Y. Zhao, Y. Long, X. Liu, K. Chen, S. Zhang, H. Huang, X. Wang, and C. A. Gunter, "Commandersong: A systematic approach for practical adversarial voice recognition," in *27th USENIX Security Symposium (USENIX Security 18)*, 2018, pp. 49–64.
- [40] G. Zhang, C. Yan, X. Ji, T. Zhang, T. Zhang, and W. Xu, "Dolphinattack: Inaudible voice commands," in *Proceedings of the 2017 ACM SIGSAC Conference on Computer and Communications Security*, 2017, pp. 103–117.
- [41] M. Zhou, Z. Qin, X. Lin, S. Hu, Q. Wang, and K. Ren, "Hidden voice commands: Attacks and defenses on the vcs of autonomous driving cars," *IEEE Wireless Communications*, 2019.