

FakeTagger: Robust Safeguards against DeepFake Dissemination via Provenance Tracking

Run Wang^{1,2,†}, Felix Juefei-Xu³, Meng Luo⁴, Yang Liu⁵, Lina Wang^{1,2}

¹School of Cyber Science and Engineering, Wuhan University, China

²Key Laboratory of Aerospace Information Security and Trusted Computing, Ministry of Education, China

³Alibaba Group, USA ⁴Northeastern University, USA ⁵Nanyang Technological University, Singapore

ABSTRACT

In recent years, DeepFake is becoming a common threat to our society, due to the remarkable progress of generative adversarial networks (GAN) in image synthesis. Unfortunately, existing studies that propose various approaches, in fighting against DeepFake and determining if the facial image is real or fake, is still at an early stage. Obviously, the current DeepFake detection method struggles to catch the rapid progress of GANs, especially in the adversarial scenarios where attackers can evade the detection intentionally, such as adding perturbations to fool the DNN-based detectors. While passive detection simply tells whether the image is fake or real, DeepFake provenance, on the other hand, provides clues for tracking the sources in DeepFake forensics. Thus, the tracked fake images could be blocked immediately by administrators and avoid further spread in social networks.

In this paper, we investigate the potentials of image tagging in serving the DeepFake provenance tracking. Specifically, we devise a deep learning-based approach, named *FakeTagger*, with a simple yet effective encoder and decoder design along with channel coding to embed message to the facial image, which is to recover the embedded message after various **drastic** GAN-based DeepFake transformation with high confidence. The embedded message could be employed to represent the identity of facial images, which further contributed to DeepFake detection and provenance. Experimental results demonstrate that our proposed approach could recover the embedded message with an average accuracy of more than 95% over the four common types of DeepFakes. Our research finding confirms effective privacy-preserving techniques for protecting personal photos from being DeepFaked.

CCS CONCEPTS

- **Information systems** → **Multimedia information systems**;
- **Security and privacy** → **Human and societal aspects of security and privacy**.

[†] Run Wang is the corresponding author (wangrun@whu.edu.cn).

Permission to make digital or hard copies of all or part of this work for personal or classroom use is granted without fee provided that copies are not made or distributed for profit or commercial advantage and that copies bear this notice and the full citation on the first page. Copyrights for components of this work owned by others than ACM must be honored. Abstracting with credit is permitted. To copy otherwise, or republish, to post on servers or to redistribute to lists, requires prior specific permission and/or a fee. Request permissions from permissions@acm.org.

MM '21, October 20–24, 2021, Virtual Event, China

© 2021 Association for Computing Machinery.

ACM ISBN 978-1-4503-8651-7/21/10...\$15.00

<https://doi.org/10.1145/3474085.3475518>

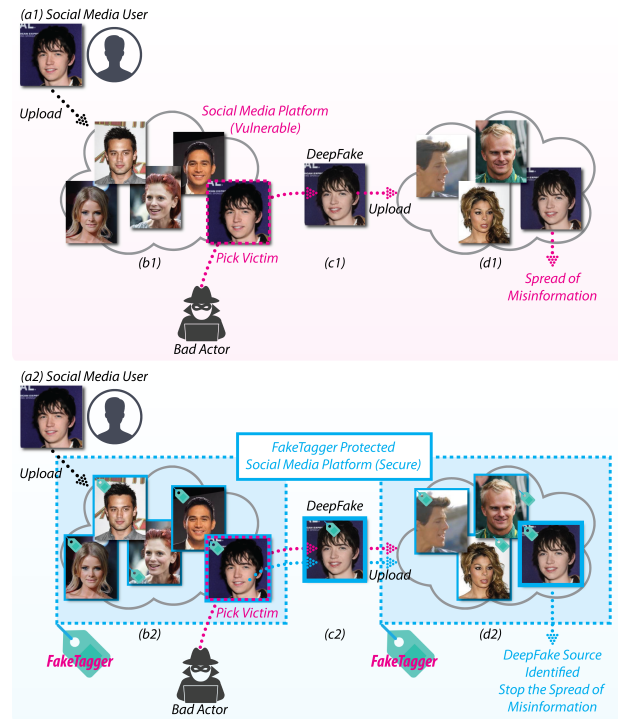


Figure 1: Comparison between a vulnerable social media platform (top panel) and a FakeTagger protected social media platform (bottom panel) in handling malicious bad actors for spreading the misinformation by using DeepFake technology.

KEYWORDS

DeepFake forensics, provenance tracking, image tagging

ACM Reference Format:

Run Wang^{1,2,†}, Felix Juefei-Xu³, Meng Luo⁴, Yang Liu⁵, Lina Wang^{1,2}. 2021. *FakeTagger: Robust Safeguards against DeepFake Dissemination via Provenance Tracking*. In *Proceedings of the 29th ACM International Conference on Multimedia (MM '21)*, October 20–24, 2021, Virtual Event, China. ACM, New York, NY, USA, 10 pages. <https://doi.org/10.1145/3474085.3475518>

1 INTRODUCTION

Capturing the exciting moments with camera and sharing them with friends over social networks (e.g., Facebook, Twitter, Instagram) becomes a common activity in our daily life. However, with the recent rapid development of GAN and its variants in image synthesis, our shared personal photos may suffer from being manipulated by various GANs to create DeepFakes [26, 36]. Abusing the DeepFakes can bring potential threats and concerns to everyone,

for example, releasing a realistic fake statement [12], creating fake pornography [10], *etc.* Additionally, many freely available tools (e.g., FaceApp, ZAO) allow users to easily create DeepFakes on their own without any additional expertise. More importantly, the synthesized image/ videos are indistinguishable to our eyes and we are living in a world where we cannot believe our eyes anymore. Thus, effective measures should be developed for fighting against such DeepFakes to protect our personal security and privacy.

In the past two years, researchers are actively proposing various DeepFake detection techniques to determine if a suspicious still image or video is real or fake passively. These studies mostly focus on capturing the minor differences between real and synthesized images as the detection clues, for instance, examining the visible artifacts in the synthesized images [33, 61], investigating the invisible artifacts in the frequency domain [2, 13], and observing the unreplicable biological signals from real videos [9, 41]. Unfortunately, these approaches are not practical with poor performance in dealing with DeepFake created with unseen synthetic techniques and spread in the real world where suffers various degradations (e.g., compression, blurring, resizing). According to the results of latest DeepFake detection competition (DFDC) hosted by Facebook, the best detection result gives less than 70% accuracy in spotting DeepFakes in the real-world. In general, the existing DeepFake detection methods suffer the following two key challenges.

- **Poor generalization on unseen synthetic techniques.** Almost all the existing studies focus on evaluating the effectiveness of their method on a limited number of known GANs or simple datasets. Since advanced GANs will be developed at an enormous speed and the visible or invisible artifacts which could be employed in previous GANs for distinguishing real and fake will likely be removed or corrupted [8, 30].
- **Not robust against image quality degradations.** In the real-world scenario, DeepFakes suffer various degradations, including simple image transformation (e.g., resizing, compression, Gaussian noises) [22, 42] and adversarial noise attack with imperceptible perturbations [4, 14], which is the biggest obstacle in developing robust DeepFake detectors.

To address the aforementioned two inevitable key challenges in DeepFake detection, recently, researchers approach the DeepFake defense proactively by adding imperceptible adversarial noises to disrupt the GAN-based image synthesis [44, 63], instead of merely improving the generation capabilities in unknown GANs and robustness against various degradations in detecting DeepFakes passively. However, in disrupting DeepFakes, the added adversarial perturbations could be easily figured out by detectors [35, 59] and the imperceptible adversarial perturbations are fragile which could be easily destroyed [18, 46]. In this paper, we propose a novel approach, named *FakeTagger*, by protecting the safety and privacy of faces with image tagging to embed messages into the victim images and recover them after being DeepFaked to determine whether they are DeepFaked and manipulated by GANs proactively. Specifically, our proposed approach can be employed for DeepFake forensics for both detection and provenance purposes to track the source identity of DeepFakes.

Our FakeTagger is motivated by the provenance and tracking idea with sensible tags which is widely applied in protecting the

safety of food in production and selling. Similarity, our personal image spread in the social network also need protection for tracing its illegally manipulation. In designing our FakeTagger, the following three key challenges should be well addressed. 1) **Tackling diverse GANs.** In creating DeepFakes, attackers could employ various GANs (e.g., entire synthesis, partial synthesis) with different architectures, while the employed GANs are unknown to us. Thus, our FakeTagger should recover embedded tags from images manipulated with unseen GANs. 2) **Robust against image transformations.** In the real-world scenario, the embedded images will suffer common image transformation after GAN-based manipulations, thus our FakeTagger should recover the embedded tag in such case. 3) **Stealthiness of embedded tags.** The embedded tags should be insensitive to our human eyes.

To address the aforementioned challenges in embedding a message into the images, in this paper, our proposed FakeTagger is based on a simple yet effective encoder and decoder architecture by incorporating channel coding that could recover messages effectively even after drastic GAN-based transformation. The introduced channel coding is designed for injecting redundant messages to improve its robustness. In FakeTagger, a DeepFake simulator connects the encoder and decoder to simulate various manipulations with GANs on the encoded images to enforce that the decoder could recover the embedded messages effectively after GAN-based transformation. To comprehensively evaluate the effectiveness of our FakeTagger, our experiments are conducted on the existing four types of DeepFake, including **identity swap**, **face reenactment**, **attribute editing**, and **entire synthesis**. Experimental results have demonstrated that FakeTagger achieves an average accuracy of nearly 95% on the four types of DeepFakes in recovering the embedded messages. Our main contribution are summarized as follows:

- **Hint new research direction in defending DeepFake with image tagging.** To the best of our knowledge, this is the first work proposing image tagging for DeepFake provenance and tracking. Our proactive defense techniques well address the generalization and robustness issues in the traditional artifact-based DeepFake detection. Our work opens a new research direction in defending DeepFakes towards tracking the source of DeepFakes for aiding forensics further.
- **Presenting an effective method for image tagging.** We devise a simple yet effective method for image tagging by applying a jointly trained encoder and decoder for message embedding and recovering. We introduce channel coding to inject redundancy to improve its resistance on DeepFake transformation.
- **Performing a comprehensive evaluation on typical DeepFakes.** Experiments are conducted on four types of DeepFakes spanning identity swap, face reenactment, attribute editing, and entire synthesis. Experimental results demonstrated the effectiveness in recovering messages from drastic GAN-based transformation in both white-box and black-box settings.

2 RELATED WORK

2.1 DeepFake Creation and Detection

GANs [17] have achieved remarkable progress in image synthesis [67] and voice synthesis [38], which are widely employed in creating realistic DeepFakes. In this paper, we mainly focus on image

synthesis which plays a key role in creating modern DeepFakes. Entire synthesis and partial synthesis are two typical manipulations in facial image synthesis with GANs [54]. In the entire synthesis, the whole synthesized images are totally generated by GANs and it can be used for synthesizing a new face that does not exist in the world. PGGAN [28] and StyleGAN [29] can generate high-resolution facial images to improve the quality of a given face. Specifically, StyleGAN has the capability to synthesize a non-existent face by utilizing the idea of style transfer. In the partial synthesis, the face attributes like hair, expression, are manipulated by GANs automatically. StarGAN [7], STGAN [34], and AttGAN [20] can edit the attributes in a fine-grained manner, for example, changing the hair color, wearing eyeglasses, turning the smiling expression into scared, *etc.* Thus, determining whether a facial image is manipulated by GANs provides a straightforward idea for detecting DeepFake.

Due to the imperfection design of existing GANs, the manipulated images with GAN inevitably introduces various artifacts. Existing studies on identifying DeepFakes are mostly leveraging the artifacts as clues. The artifacts can be classified as observable-artifacts noticed by human eyes and invisible-artifacts learned by DNN-based classifiers [24, 41, 55–57, 65].

Lyu *et al.* proposed to spot DeepFake video by observing the lack of eye blinking in the synthesized face [33]. The inconsistent head poses in the synthesized face is another observable-artifacts in DeepFake videos [61]. Some researchers also investigated the invisible-artifacts which could be used for spotting DeepFakes. Wang *et al.* observed that CNN-generated images contain common artifacts that could be identified by careful pre- and post-processing and data augmentation [58]. Frank *et al.* addressed the GAN-generated image identification with a basic observation that the artifacts revealed in the frequency domain [13]. AutoGAN [65] observed the upsampling design in GAN will introduce artifacts in the synthesized images, thus they developed a GAN simulator to produce fake images and train a classifier to detect GAN-generated images. These proposed methods all claimed the effectiveness on seen GANs, but their capabilities on unknown GANs are still unclear.

2.2 DeepFake Disruption and Evasion

Instead of detecting DeepFakes passively, some studies are working on disrupting the DeepFake creation proactively by adding adversarial noises into the input facial images.

Segalis *et al.* [47] introduced spatial-temporal distortions to disrupt face-swapping manipulations by injecting minute perturbations to source video frames. Ruiz *et al.* [44] focus on the white-box and gray-box settings in DeepFake generation by presenting a spread-spectrum disruption on conditional image translation networks, rather than the simple evaluation on face-swapping manipulations in the aforementioned study [47]. Chin-Yuan *et al.* [63] introduced two types of adversarial attack (*e.g.*, nullifying attack and distorting attack) on image-to-image translation models to output broken and disfigured images. Instead of employing the naive adversarial faces, Yang *et al.* [60] proposed to apply a novel transformation-aware adversarially perturbed faces to disrupt the DeepFake creation. They leverage differentiable random image transformations for generating perturbed faces, leading to synthesized faces with obvious visual artifacts.

These methods are all inspired by the adversarial faces which could result an erroneous GAN output. However, the perturbed faces could be easily detected by the existing adversarial attack detection methods. Furthermore, these studies are all work in white-box or gray-box settings which need to obtain the knowledge of synthetic techniques. In contrast with these studies, our method could work in black-box setting and the embedded messages follow a stealthy manner.

On a similar note, some recent work aim at evading DeepFake detection through various image-level and frequency-level manipulations [4, 11, 21, 23, 27]. These work call for effective method for fighting against DeepFakes in a robust manner.

2.3 Digital Watermarking

In the past decades, digital watermarking plays a key role in digital multimedia copyright protection [31, 40, 48]. The existing watermarking are mostly evaluated on various image transformations.

The spatial and frequency domain are two lines in embedding watermark into the carrier. Spatial domain is more easily to perform than the frequency domain, but it can be easily corrupted or attacked by attackers with pixel perturbations [49]. The spatial domain techniques embed watermark by modifying the pixels value, such as the least significant bit (LSB) [1]. In embedding on the frequency domain, the carrier will be first converted into a specific transformation, then the watermark will be embedded in the transformation coefficients. The common frequency domains adopted in embedding watermarks include discrete cosine transform (DCT), discrete wavelet transform (DWT), discrete Fourier transform (DFT), and singular value decomposition (SVD) [25, 32, 62].

With the rapid development of deep learning, end-to-end watermark embedding techniques are proposed in recent years. HiDDeN [66] proposed the first end-to-end framework by jointly training encoder and decoder network which could robust to noises like Gaussian blurring, pixel-wise dropout, *etc.* StegaStamp [50] presented a steganographic algorithm for embedding arbitrary hyperlink into the photos, which comprises a deep neural network for encoding and decoding.

3 PROBLEM STATEMENT

In this paper, our real world system is described in Fig. 1. A user could upload his/ her personal photos to social networks like Facebook and share it with friends or anyone. Unfortunately, attackers can easily pick victim’s photos and manipulate them with various GANs to create DeepFakes they wanted, like releasing a fake statement in a video. The created DeepFakes will cause panic and raise security and privacy concerns for victims when it spreads on social networks. Our proposed FakeTagger embeds message into the images before uploading to the social networks, after which it tries to recover the embedded message from a suspicious photo in social network for DeepFake detection and DeepFake provenance by determining the sources based on the recovered message. The key idea here is that our image tagging method should be robust enough to survive the drastic image transformation and reconstruction by the DeepFake process. Finally, the confirmed DeepFakes could be blocked and avoid further spreading.

Here are more details regarding Fig. 1. In the top panel, after a user (Fig. 1-a1) uploads his/her personal photos to the public domain social media platform, the personal picture can be picked up by a malicious actor (Fig. 1-b1). The bad actor can apply off-the-shelf DeepFake technology to produce a DeepFaked version of the user’s face image (Fig. 1-c1). In this case, the male face is transformed to exhibit female’s attribute, which is one example of how DeepFake can alter any face image without noticeable artifacts. Then, the bad actor can upload the DeepFaked face image to the same social media platform again (Fig. 1-d1), impersonating the user, or aiming at other malicious activities such as spreading misinformation. As can be seen, the unprotected social media platform is quite vulnerable in this scenario in terms of identifying the DeepFake images and preventing the spread of misinformation since no mechanism is established to distinguish between a legitimate face image and a DeepFake one.

On the contrary, in the bottom panel where the social media platform is protected by the proposed FakeTagger mechanism, the spread of misinformation can be effectively prohibited. When a user uploads his/her personal photo (Fig. 1-a2) to the social media platform, the FakeTagger is invoked to check whether this picture has been tagged by a FakeTagger message before (usually a UID that matches the user’s identity). If this face image is new, FakeTagger can embed a message in the image, which is sufficiently robust to survive drastic image transformation such as DeepFake reconstruction. When a malicious bad actor (Fig. 1-b2) picks out the victim’s photo and applies the DeepFake technique (Fig. 1-c2), the FakeTagger message will survive. Then, when the bad actor tries to upload the DeepFaked face image to the social media platform again (Fig. 1-d2), the embedded FakeTagger message will trigger an alarm since the UID of the original picture does not match the one of the bad actors, indicating a perpetrating event has happened. In this way, proper measures can be taken to stop the spread of misinformation such as blocking the uploading of the DeepFake face image, and/ or raising a red flag for this bad actor. In the bottom panel, the FakeTagger protected images are represented by a green tag as well as a blue picture frame. In both panels, the pink arrows depict the route that a bad actor can take from picking a victim to the spread of misinformation. The blue arrow route indicates where FakeTagger message remains active during the whole process.

4 METHODOLOGY

4.1 Insight

Existing techniques against DeepFake aim at observing the artifacts in the synthesized images with various methods. However, these studies suffer two issues, 1) they are not general to unknown GANs [30], 2) they are easily susceptible to adversarial attacks by adding perturbations intentionally or simple image transformation (e.g., compression, Gaussian noises) [4, 42]. Thus, the existing artifact-based techniques are not prepared in tackling the future emerging DeepFake threats.

A straightforward idea for defending DeepFakes could be fighting them proactively. Disrupting the DeepFake creation and tracking the source of DeepFake by embedding tag in advance might be promising solutions. However, DeepFake disruption with adversarial faces which is fragile and could be easily discovered by

the existing techniques. Alternatively, we explore whether a robust image tagging can be served as a safeguard for protecting the safety of facial images in social networks against DeepFake. The image tagging allows us to easily conduct DeepFake detection and provenance with the embedded message. A practical image tagging should satisfy the following properties:

- Image tagging for DeepFake should be robust against GAN-based transformation, rather than simple image transformation like conventional digital watermarking.
- The tagged message should be imperceptible to human eyes and without introducing obvious image quality decrease. In other words, the message need follow stealthiness property.

Inspired by the advances of deep learning in achieving significant progress in various computer vision problem, we employ a DNN based encoder and decoder and jointly trained for message embedding and recovering. Due to the introduced drastic transformation in DeepFake creation, we are motivated by the Shannon’s capacity theorem that redundancy could improve robustness in signal communication. In our FakeTagger, we employ channel coding by injecting redundant message to improve the possibility in recovering messages after DeepFake manipulation. In the subsections, we introduce the pipeline of our proposed image tagging for DeepFake provenance tracking.

4.2 Image Tagging Pipeline

4.2.1 Overview. Fig. 2 gives an overview of our proposed FakeTagger overall architecture. Our method includes five key components, a message generator X_{gen} , a DNN-based encoder F_{enc} , a GAN simulator G_{sim} , a DNN-based message decoder F_{dec} , and a channel decoder X_{dec} . Specifically, the functionalities of each component as follows.

- The message generator X_{gen} generates binary message from channel coding. The generated message serves as an asset for identity verification.
- The encoder F_{enc} embeds a message (usually a UID) into a facial image and ensures the tagged message invisible to human eyes. In other words, the encoded image needs to be perceptually similar to the input image.
- The GAN simulator G_{sim} is adopted for performing various GAN-based transformation, including identity swap, attribute editing, face reenactment, and entire synthesis.
- The message decoder F_{dec} recovers the embedded message from the encoded facial images after drastic GAN-based transformation. The recovered UID is further used for the identity verification purpose.
- The channel decoder X_{dec} accepts the decoded message from F_{dec} to produce the final message X .

4.2.2 Image tagging encoder-decoder training. The DNN-based encoder and decoder are jointly trained to embed messages into the given input facial images. The encoder allows an arbitrary message to imperceptibly embed into the given arbitrary facial images. The decoder is trained to retrieve the embedded message even after drastic GAN-based manipulation, like partial attribute editing. Here, the embedded message indicates n bits UID, but it can be easily extended to arbitrary binary bits.

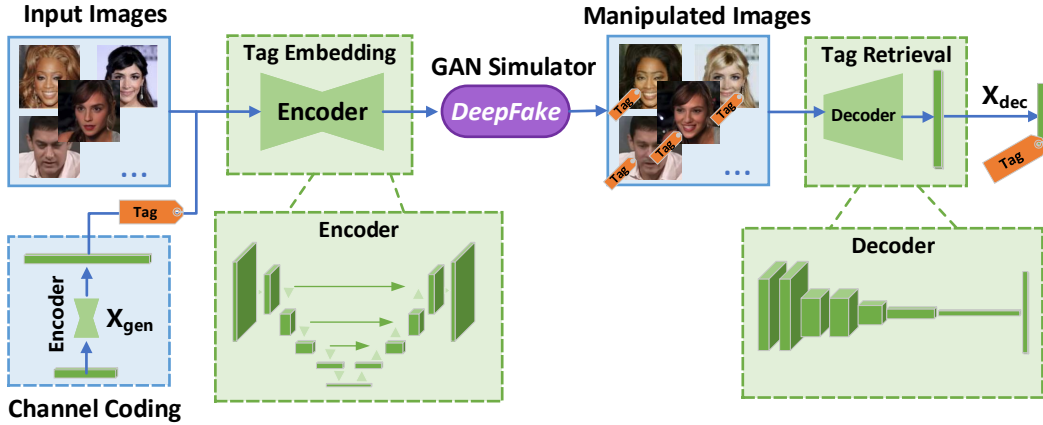


Figure 2: Overview of our proposed FakeTagger. The message generator X_{gen} first generates a redundant message from the given input message X , then the encoder F_{enc} encodes the input image I and redundant message X' to produce an encoded image \tilde{I} . The attack would manipulate the encoded image \tilde{I} to generate various DeepFaked image. The decoder F_{dec} recovers the message from the DeepFaked image and output message \tilde{X} . Finally, the channel decoder X_{dec} accepts \tilde{X} to produce the final message X .

Specifically, the encoder F_{enc} receives a facial image I and a message X as input, then the message generator X_{gen} produces a redundant message X' . The encoder F_{enc} outputs a tagged facial image \tilde{I} with a mapping $F_{enc}(I, X') \mapsto \tilde{I}$. The input facial image I need to perceptually similar to the encoded facial image \tilde{I} , where $I \approx \tilde{I}$. The encoded facial images may be manipulated by GAN, where $G_{sim}(\tilde{I}) \mapsto \tilde{I}$. The decoder try to recover the embedded message $F_{dec}(\tilde{I}) \mapsto \tilde{X}$ or $F_{dec}(\tilde{I}) \mapsto \tilde{X}$, where $\tilde{X} \approx X'$. Finally, the channel decoder X_{dec} produces the final message X .

4.2.3 GAN-based manipulation. DeepFake involves four types of facial images manipulation with various GANs. Specifically, they are all the existing DeepFake types, namely identity swap, face reenactment, attribute editing, and entire synthesis. In the real world scenario, our encoded facial images \tilde{I} will be manipulated by these four types of GAN-based manipulations. Thus, a GAN simulator performs the two typical manipulations by connecting our encoder and decoder to enforce that the decoder could learn how to recover message after drastic GAN-based manipulations.

4.2.4 Channel coding. In signal transformation, channel coding is applied for correcting errors [3]. Specifically, channel coding is designed for addressing the limitation of data transferring in a noisy channel. Here, we apply channel coding for injecting redundant message to hope that our embedded message could survive the drastic GAN-based transformation. In our work, the GAN-based transformation can be simply deem as a kind of noisy channel.

Figure 3 illustrates our adopted channel coding. Given a binary message $X \in \{0, 1\}^L$ of length L . Our message generator X_{gen} produces a redundant message X' where the length is large than L . In this work, the channel distortions is the errors introduced by the GAN-based transformation. We apply a binary symmetric channel (BSC) to formulate the channel distortion. BSC is a standard channel distortion model that assumes each bits is in the message independently and randomly flipped with a probability p . In our experiments, we find that BSC works well for our work. It will be interesting to explore other distortion models which could perfect formulate our problem.

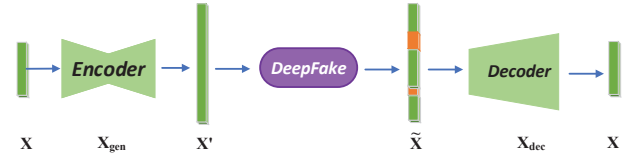


Figure 3: Overview of channel coding.

4.2.5 Losses. To enforce minimal error of decoded message, we introduce the two major losses in the model training. The message loss \mathcal{L}_C calculates the loss between the decoded message and the generated message with X_{gen} . Here, we use L_2 loss. The message loss is represented as $\mathcal{L}_C = \lambda \|\tilde{X} - X'\|^2$. The image loss \mathcal{L}_M measures the similarity between encoded image and the input image. We use L_2 loss and a GAN loss L_G loss with spectral normalization [37] to preserve the visual quality of encoded image. The image loss is represented as $\mathcal{L}_M = \alpha \|I - \tilde{I}\|^2 + \beta L_G(\tilde{I})$. The training loss is the weighted sum of these loss components.

5 EXPERIMENTAL SETTING AND IMPLEMENTATION

5.1 Data Preparation

5.1.1 GANs. In our experiments, we employ DeepFaceLab [39] for identity swap, Face2Face [51] for face reenactment, STGAN [34] for attribute editing, and StyleGAN [29] for entire synthesis, since they achieved the state-of-the-art performance in DeepFake creation. DeepFaceLab provides a framework for face swapping, Face2Face can transfer facial expression to target image, STGAN edits facial attributes (e.g., wearing eyeglasses, changing hair color) in a fine-grained manner, StyleGAN can reconstruct a given face and generate a new face.

5.1.2 Dataset. We employ CelebA-HQ [28] that is a public face dataset consisting 30,000 facial images and contains several different size facial images, such as 128×128 , 512×512 , and $1,024 \times 1,024$, etc. In our experiments, we explore the effectiveness of FakeTagger in tackling facial images with different input size.

5.2 Baseline

In evaluation, a straightforward idea to demonstrate the effectiveness of our approach is compare with the conventional digital watermarking techniques as baseline like spatial-domain and frequency-domain watermarking. However, in our initial experiments employing LSB and DWT for digital watermarking, both of them are all failed in recovering messages after the four types of DeepFake manipulation. Thus, in our experiments, the baseline is a deep learning based embedding technique without introducing redundant message injection.

5.3 Evaluation Metrics

To evaluate the performance of FakeTagger quantitatively, we employ accuracy to measure the recovered message after GAN-based manipulations. The accuracy indicates the full message retrieval rate (FMRR). PSNR and SSIM are adopted for calculating the similarity between the input and encoded facial images with FakeTagger.

5.4 Implementation

5.4.1 Encoder. Our encoder is trained to embed messages into carrier images while preserving the perceptual similar to the input carrier. Here, we use a U-Net [43] style architecture for receiving the input carrier images and output an encoded three-channel image. In our experiments, we explore different size of input carrier images (e.g., 128×128 , 512×512) and different length of embedded message (e.g., 20 bits, 30 bits, 50 bits). Furthermore, the embedded message could be embedded in different levels in our encoder for achieving better performance in recovering the message in the decoder.

5.4.2 Decoder. Our decoder is trained to retrieve the embedded message from the encoded images that are the output of our encoder. The decoder consists of seven convolutional layers with kernel size 3×3 and strides ≥ 1 , one dense layer, and finally output the decoded message with the sigmoid activation function. The size of the decoded message is the same as the embedded message.

5.4.3 GAN simulator. In the white-box setting, we directly apply DeepFaceLab, Face2Face, STGAN, and StyleGAN serving as the GAN simulator. In the black-box setting, we employ a GAN simulator proposed in AutoGAN [65] to simulate the generation of DeepFake transformation. More details refer to Section 6.1.

5.4.4 Channel coding. In general, any standard error correcting code like low-density parity-check (LDPC) codes [45] for generating X' in the message generator X_{gen} . However, LDPC need an estimation of the length of noises which is not practical. Here, we use NECST [6] for source and channel coding with a learning model, which has no restriction on the noise length. Specifically, BSC is adopted for training the channel distortion model and the input X is randomly sampled. Specifically, our channel coding model is not jointly trained with the F_{enc} and F_{dec} to avoid co-adaption with specific DeepFake manipulations, which results in overfitting.

5.4.5 Encoder and decoder training. The encoder and decoder are jointly trained with randomly generated messages. The input images are collected from the public dataset CelebA-HQ. In training, we use 4 different sizes input facial images to train the model to

explore the performance of FakeTagger in tackling input faces of different sizes.

6 EXPERIMENTAL RESULTS

In experiments, our evaluation aims to answer the following three research questions.

- **RQ1:** What is the performance of FakeTagger in recovering the embedded messages in white-box and black-box settings with different DeepFake manipulation.
- **RQ2:** Whether our FakeTagger is robust against the common image transformation and perturbations, such as compression, resizing, etc.
- **RQ3:** Whether the encoded image with embedded messages is stealthiness to human eyes and preserve a good visual quality.

6.1 Effectiveness Results (RQ1)

In this section, we mainly explore the effectiveness of our proposed FakeTagger in recovering the embedded message with four types of DeepFakes. Four typical DeepFakes are adopted in our experiments for evaluation, namely DeepFaceLab for identity swap, Face2Face for face reenactment, STGAN for attribute editing, and StyleGAN for entire synthesis are adopted for evaluation. Here, the length of the message is set to 30 bits, the redundant message size is 150 bits. More experiments on exploring the performance of redundant message size is presented in our ablation study in Section 6.4. Additionally, we conduct extensive experiments to illustrate whether the introduced channel coding could help to improve the performance.

Effectiveness on White-box. Tab. 1 summarizes the performance of FakeTagger in tackling with the three types of DeepFakes. Experimental results shown that our FakeTagger performs well in the identity swap and face reenactment which could be consider as partial synthesis. The best result gives an accuracy 97.3% and the worst result gives an accuracy 95.7%. However, the best result of FakeTagger in entire synthesis is 95.2%. The main reason is that the our FakeTagger is susceptible to the manipulation region and entire synthesis involves more drastic manipulation than the partial synthesis like identity swap and face reenactment. We also observe that the size of the input image has a positive impact on performance. Large size image can provide more space for embedding message and can survive in GAN-based manipulation more easily. Furthermore, the experimental results also tell us that injecting redundant message can significantly improve the performance of our FakeTagger in surviving various DeepFake manipulation.

Tab. 2 presents the performance of FakeTagger in dealing with attribute editing by employing STGAN. The manipulated attributes include removing hair into bald, adding mustache, wearing eye-glasses, and changing into pale skin. Experimental results have shown that our FakeTagger can perform well in the three former attributes manipulation, but susceptible to the skin color changing. The main reason is also that the manipulation region is larger and the intensity is drastic than other three attribute editing.

The experimental results in Tab. 1 and Tab. 2 show that our FakeTagger achieves an average accuracy more than 95% in message recovering over the four types of DeepFake. These two tables also tell us that our FakeTagger is sensitive to the region of manipulation and the input image size. Additionally, the injected redundant

Table 1: Performance (FMRR) of FakeTagger on three types of DeepFakes in white-box setting. R indicates that the message inject redundant messages with channel coding, N denotes that the message without injecting any redundant messages.

Image Size	Identity Swap		Face Reenactment		Entire Synthesis	
	R	N	R	N	R	N
128 × 128	0.963	0.837	0.957	0.820	0.928	0.736
256 × 256	0.969	0.840	0.961	0.831	0.933	0.749
512 × 512	0.973	0.859	0.968	0.833	0.952	0.780
Average	0.968	0.845	0.962	0.828	0.938	0.755

Table 2: Performance (FMRR) of FakeTagger on attribute editing types of DeepFakes in white-box setting. R indicates that the message inject redundant messages with channel coding, N denotes that the message without injecting any redundant messages. Manipulating the color of skin is the most drastic one.

Image Size	bald		mustache		eyeglasses		plain skin	
	R	N	R	N	R	N	R	N
128 × 128	0.975	0.849	0.983	0.850	0.971	0.852	0.968	0.842
256 × 256	0.981	0.852	0.988	0.850	0.973	0.855	0.969	0.847
512 × 512	0.983	0.856	0.991	0.861	0.978	0.861	0.973	0.848
Average	0.980	0.885	0.987	0.854	0.974	0.856	0.970	0.846

Table 3: Performance (FMRR) of FakeTagger on four types of DeepFakes in black-box setting where the knowledge of DeepFake manipulation is unknown. In attribute editing, the manipulated facial attribute is changing the color of skin which is the most drastic facial attribute manipulation.

Image Size	Identity Swap	Face Reenactment	Entire Synthesis	Attribute Editing
128 × 128	0.857	0.872	0.901	0.883
256 × 256	0.878	0.877	0.912	0.889
512 × 512	0.895	0.891	0.920	0.897
Average	0.877	0.880	0.911	0.890

messages play a key role in improving the performance of our FakeTagger, large input image size leading to better performance in message recovering.

Effectiveness on Black-box. Tab. 3 presents the performance of FakeTagger in dealing with four types of DeepFakes in total black-box setting. Experimental results shown that FakeTagger gives an average accuracy more than 88.95% on the four types of DeepFake to demonstrate the effectiveness of our method in black-box setting.

Here, the GAN simulator simulates the GAN generation pipeline and generates a simulated “manipulated” image, rather than employing the specific GAN models such as STGAN, StyleGAN for image manipulation. The simulator is from AutoGAN [65] containing a generator \mathcal{G} , and a discriminator \mathcal{D} with l_1 norm loss. In the generator, the decoder contains up-sampling module such as nearest neighbor interpolation with a general GAN architecture. The output of the generator try to reconstruct the original image which is similar to the original. Thus, our GAN simulator is more like an entire synthesis.

According to our experimental results, the baseline reaches an accuracy less than 60% in message retrieval in black-box setting without obtaining any knowledge of the DeepFake techniques. In the black-box setting, FakeTagger performs well in the entire synthesis in compared with the other three DeepFakes. The main reason is that our GAN simulator is more like entire synthesis by reconstructing the input images. It would be more interesting to explore other GAN simulators like conducting fine-grained attribute editing, which would be our future work.

In summary, experimental results demonstrate the effectiveness of our FakeTagger in both white-box and black-box settings for message retrieval across the four types of DeepFake transformation. The experimental results also tell us that a large input image size and

Table 4: Image quality of the encoded images and input measured by PSNR and SSIM. For PSNR and SSIM, the higher the better.

Metrics	DeepFake			
	Identity Swap	Face Reenactment	Entire Synthesis	Attribute Editing
PSNR \uparrow	32.45	33.78	35.21	34.70
SSIM \uparrow	0.931	0.939	0.948	0.942

less region manipulation has a positive impact on the performance. Among the four types of DeepFake, entire synthesis would be more changing due to the drastic manipulation introduced in compared with the other three DeepFakes.

6.2 Evaluation on Robustness (RQ2)

In creating DeepFake videos, the manipulated images will be further processed by numerous image perturbations like compression, resizing, *etc.* In this section, we evaluated the robustness of FakeTagger in tackling these image perturbations which are common appeared in producing videos.

Fig. 4 presents the robustness evaluation results of FakeTagger on four DeepFakes. In experiments, we employ four widely appeared perturbations in creating DeepFake videos, namely compression, resizing, blurring, and Gaussian noise. In experiments, the input image size is 256×256 , and the manipulated facial attribute is “mustache”. In Fig. 4, the compression quality measures the intensity of compression, range from 100 to 0. Blur means that the manipulated images are added with Gaussian blur. The kernel standard deviation is parameter for controlling the intensity of blur. In experiments, the Gaussian kernel size to (3, 3). The scale factor in resizing is used for controlling the size of an image. The variance is used for control the intensity of added Gaussian noise.

Experimental results demonstrated the effectiveness of our FakeTagger in tackling with the four perturbations. We find that FakeTagger maintain a minor fluctuation range when the intensity of perturbation increases such as compression rate, the portion of resizing. Among the four types of DeepFakes, the entire synthesis is more sensitive to the four perturbation attacks, especially in the compression and adding Gaussian noises. Thus, our FakeTagger could be well applied for real application in considering the robustness against perturbations.

Our pioneering work leverages image tagging for defending DeepFakes proactively. In the performance evaluation, we consider the most strict case where all the bits are fully recovered. FakeTagger will have an even broader application, more robustness, and stronger resilience when partial errors could be tolerated in the message retrieval.

6.3 Measuring the Stealthiness (RQ3)

In FakeTagger, the encoder outputs an encoded image with embedded message. Ideally, the encoded images should be perceptually similar to the input image. We use two different metrics, PSNR and SSIM for measuring the distance between encoded image and input.

Result in Tab. 4 illustrates that our encoded image could maintain high visual quality. The PSNR value for the four DeepFakes are all large than 30dB, while the SSIM value for the four DeepFakes are larger than 0.93. According to the experimental results in Tab. 4, the entire synthesis achieved the best performance among the four DeepFakes, due to that the entire synthesis exhibits less artifact.

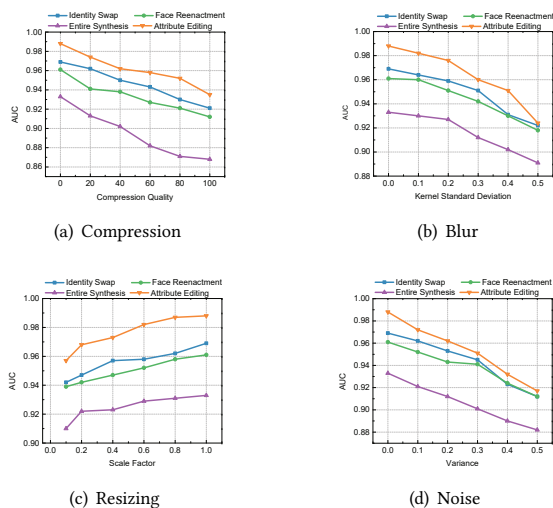


Figure 4: Robustness evaluation with four common degradations.

6.4 Ablation Study

In this section, we explore the impact of input and redundant message size on the performance of FakeTagger in recovering message.

Capacity is an important factor for measuring the capability of our FakeTagger in embedding message. A large capacity indicates that the carrier can contain more information which could represent a large number of UID in our work. The success of our FakeTagger relies on introducing channel coding with redundant message which could tolerate a certain extent errors and recover the message correctly. Thus, in our work, we explore this two message size on the performance of FakeTagger.

Fig. 5 shows the relation between the accuracy of FakeTagger in recovering messages and the length of message on four DeepFakes GANs. For the four types of DeepFakes, the input image size is 256×256 which is the most common size in sharing images on the social networks. We select the mustache attribute with STGAN. The redundant message size is 150 bits for all the input message.

Results show that the length of message has a negative impact on the performance in recovering embedded message. FakeTagger can achieve an accuracy of more than 95% on the four DeepFakes when the size of input message is 20 bits and the redundancy rate is 75%. However, the accuracy reduces to less than 90% when the size of embedded message is 45 bits and the redundancy rate is 333.3%. Actually, the 30 bits of message can represent more than 1 billion different UIDs and the 35 bits can represent more than 34 billion UIDs, where the redundancy rate is 500%, and 428%, respectively. We believe that message with the 30 bits or 35 bits is enough for a social media platform to assign each user a specified UID.

6.5 Discussion

FakeTagger achieves competitive results in terms of both effectiveness, robustness and stealthiness on the four common DeepFakes, including identity swap, face reenactment, attribute editing, and entire synthesis. However, FakeTagger also exhibits some limitations. First, in an adversarial environment, attackers could add adversarial noises to disrupt our embedded message for DeepFake

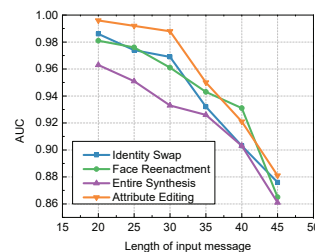


Figure 5: Performance of FakeTagger on different size of input messages.

provenance, and there is a tradeoff between generating imperceptible facial images and the success of disruption. Second, to survive various drastic DeepFake manipulation, especially the GAN-based transformation, our FakeTagger need to inject redundant messages, which introduces computation costs and the large redundant message has the potential to be observed by machine.

7 CONCLUSION

In this paper, we proposed FakeTagger that embeds messages into the images for DeepFake provenance. To the best of our knowledge, this is the first work that presents a new insight for fighting against DeepFake from the perspective of privacy-preserving, which aims to defend DeepFake proactively. Experiments on four common DeepFakes including both entire synthesis and partial synthesis (e.g., identity swap, face reenactment, attribute editing) demonstrate the effectiveness, robustness, and stealthiness of our method in embedding messages into facial images and recovering them from facial images after drastic GAN-based transformation.

With the rapid development of AI-techniques, nobody can imagine future advances in producing DeepFakes. We can confirm that the DeepFake will become more and more realistic and everyone could fall victim. However, detecting DeepFakes by observing the artifacts in the synthesized images is obviously insufficient for protecting us against this AI risk. Our work poses a new insight for fighting against DeepFakes proactively, instead of observing the artifacts by leveraging domain knowledge in synthesized images which could easily become invalid in unseen GANs.

Looking beyond DeepFake provenance tracking using the proposed FakeTagger, it is worth exploring if the FakeTagger can be used for the provenance tracking on other adversary modalities such as non-additive adversarial attacks ranging from adversarial weather elements such as rain [64] and haze [16], image degradation-mimetic adversarial attacks such as adversarial exposure [5, 52], vignetting [53], blur [19], color jittering [15], etc.

ACKNOWLEDGMENTS

This research was supported in part by the fellowship of China National Postdoctoral Program for Innovative Talents No.BX2021229, the Fundamental Research Funds for the Central Universities No. 2042021kf1030, the National Natural Science Foundation of China (NSFC) under Grants No. 61876134, No. U1836112.

REFERENCES

- [1] Abdullah Bamatraf, Rosziati Ibrahim, and Mohd Najib B Mohd Salleh. 2010. Digital watermarking algorithm using LSB. In *2010 International Conference on Computer Applications and Industrial Electronics*. IEEE, 155–159.

- [2] Mauro Barni, Kassem Kallas, Ehsan Nowroozi, and Benedetta Tondi. 2020. CNN Detection of GAN-Generated Face Images based on Cross-Band Co-occurrences Analysis. *arXiv preprint arXiv:2007.12909* (2020).
- [3] Martin Bossert. 1999. *Channel coding for telecommunications*. John Wiley & Sons, Inc.
- [4] Nicholas Carlini and Hany Farid. 2020. Evading Deepfake-Image Detectors with White-and Black-Box Attacks. In *Proceedings of the IEEE/CVF Conference on Computer Vision and Pattern Recognition Workshops*. 658–659.
- [5] Yupeng Cheng, Felix Juefei-Xu, Qing Guo, Huazhu Fu, Xiaofei Xie, Shang-Wei Lin, Weisi Lin, and Yang Liu. 2020. Adversarial Exposure Attack on Diabetic Retinopathy Imagery. *arXiv preprint arXiv:2009.09231* (2020).
- [6] Kristy Choi, Kedar Tatwawadi, Tsachy Weissman, and Stefano Ermon. 2018. NECST: neural joint source-channel coding. (2018).
- [7] Yunjey Choi, Minje Choi, Munyoung Kim, Jung-Woo Ha, Sunghun Kim, and Jaegul Choo. 2018. Stargan: Unified generative adversarial networks for multi-domain image-to-image translation. In *Proceedings of the IEEE conference on computer vision and pattern recognition*. 8789–8797.
- [8] Yunjey Choi, Youngjung Uh, Jaejun Yoo, and Jung-Woo Ha. 2020. Stargan v2: Diverse image synthesis for multiple domains. In *Proceedings of the IEEE/CVF Conference on Computer Vision and Pattern Recognition*. 8188–8197.
- [9] Umur Aybars Ciftci, Ilke Demir, and Lijun Yin. 2020. Fakecatcher: Detection of synthetic portrait videos using biological signals. *IEEE Transactions on Pattern Analysis and Machine Intelligence* (2020).
- [10] Samantha Cole. 2018. We Are Truly F—ed: Everyone Is Making AI-Generated Fake Porn Now. https://www.vice.com/en_us/article/bjye8a/reddit-fake-porn-app-daisy-ridley/. (Jan 25 2018).
- [11] Ricard Durall, Margret Keuper, and Janis Keuper. 2020. Watch your up-convolution: Cnn based generative deep neural networks are failing to reproduce spectral distributions. In *Proceedings of the IEEE/CVF Conference on Computer Vision and Pattern Recognition*. 7890–7899.
- [12] Joseph Foley. 2021. 12 deepfake examples that terrified and amused the internet. <https://www.creativebloq.com/features/deepfake-examples/>. (Feb 10 2021).
- [13] Joel Frank, Thorsten Eisenhofer, Lea Schönherr, Asja Fischer, Dorothea Kolossa, and Thorsten Holz. 2020. Leveraging Frequency Analysis for Deep Fake Image Recognition. *arXiv preprint arXiv:2003.08685* (2020).
- [14] Apurva Gandhi and Shomik Jain. 2020. Adversarial perturbations fool deepfake detectors. In *2020 International Joint Conference on Neural Networks (IJCNN)*. IEEE, 1–8.
- [15] Ruijun Gao, , Qing Guo, Felix Juefei-Xu, Hongkai Yu, Xuhong Ren, Wei Feng, and Song Wang. 2020. Making Images Undiscoverable from Co-Saliency Detection. *arXiv preprint arXiv:2009.09258* (2020).
- [16] Ruijun Gao, Qing Guo, Felix Juefei-Xu, Hongkai Yu, and Wei Feng. 2021. Advhaze: Adversarial haze attack. *arXiv preprint arXiv:2104.13673* (2021).
- [17] Ian Goodfellow, Jean Pouget-Abadie, Mehdi Mirza, Bing Xu, David Warde-Farley, Sherjil Ozair, Aaron Courville, and Yoshua Bengio. 2014. Generative adversarial nets. In *Advances in neural information processing systems*. 2672–2680.
- [18] Chuan Guo, Mayank Rana, Moustapha Cisse, and Laurens Van Der Maaten. 2017. Countering adversarial images using input transformations. *arXiv preprint arXiv:1711.00117* (2017).
- [19] Qing Guo, Felix Juefei-Xu, Xiaofei Xie, Lei Ma, Jian Wang, Bing Yu, Wei Feng, and Yang Liu. 2020. Watch out! Motion is Blurring the Vision of Your Deep Neural Networks. In *Advances in Neural Information Processing Systems (NeurIPS)*.
- [20] Zhenliang He, Wangmeng Zuo, Meina Kan, Shiguang Shan, and Xilin Chen. 2019. AttGAN: Facial attribute editing by only changing what you want. *IEEE Transactions on Image Processing* 28, 11 (2019), 5464–5478.
- [21] Yihao Huang, Felix Juefei-Xu, Qing Guo, Xiaofei Xie, Lei Ma, Weikai Miao, Yang Liu, and Geguang Pu. 2020. FakeRetouch: Evading DeepFakes Detection via the Guidance of Deliberate Noise. *arXiv preprint arXiv:2009.09213* (2020).
- [22] Yihao Huang, Felix Juefei-Xu, Run Wang, Qing Guo, Lei Ma, Xiaofei Xie, Jianwen Li, Weikai Miao, Yang Liu, and Geguang Pu. 2020. FakePolisher: Making DeepFakes More Detection-Evasive by Shallow Reconstruction. *arXiv preprint arXiv:2006.07533* (2020).
- [23] Yihao Huang, Felix Juefei-Xu, Run Wang, Qing Guo, Lei Ma, Xiaofei Xie, Jianwen Li, Weikai Miao, Yang Liu, and Geguang Pu. 2020. FakePolisher: Making DeepFakes More Detection-Evasive by Shallow Reconstruction. In *Proceedings of the ACM International Conference on Multimedia (ACM MM)*.
- [24] Yihao Huang, Felix Juefei-Xu, Run Wang, Qing Guo, Xiaofei Xie, Lei Ma, Jianwen Li, Weikai Miao, Yang Liu, and Geguang Pu. 2020. FakeLocator: Robust localization of GAN-based face manipulations. *arXiv preprint arXiv:2001.09598* (2020).
- [25] Mei Jiansheng, Li Sukang, and Tan Xiaomei. 2009. A digital watermarking algorithm based on DCT and DWT. In *Proceedings. The 2009 International Symposium on Web Information Systems and Applications (WISA 2009)*. Citeseer, 104.
- [26] Felix Juefei-Xu, Run Wang, Yihao Huang, Qing Guo, Lei Ma, and Yang Liu. 2021. Countering Malicious DeepFakes: Survey, Battleground, and Horizon. *arXiv preprint arXiv:2103.00218* (2021).
- [27] Steffen Jung and Margret Keuper. 2020. Spectral distribution aware image generation. *arXiv preprint arXiv:2012.03110* (2020).
- [28] Tero Karras, Timo Aila, Samuli Laine, and Jaakko Lehtinen. 2017. Progressive growing of gans for improved quality, stability, and variation. *arXiv preprint arXiv:1710.10196* (2017).
- [29] Tero Karras, Samuli Laine, and Timo Aila. 2019. A style-based generator architecture for generative adversarial networks. In *Proceedings of the IEEE conference on computer vision and pattern recognition*. 4401–4410.
- [30] Tero Karras, Samuli Laine, Miika Aittala, Janne Hellsten, Jaakko Lehtinen, and Timo Aila. 2020. Analyzing and improving the image quality of stylegan. In *Proceedings of the IEEE/CVF Conference on Computer Vision and Pattern Recognition*. 8110–8119.
- [31] S Katzenbeisser and FAP Petitcolas. 2000. *Digital watermarking*. Artech House, London 2 (2000).
- [32] Mohammad Ibrahim Khan, Md Rahman, Md Sarker, Iqbal Hasan, et al. 2013. Digital watermarking for image authentication based on combined dct, dwt and svd transformation. *arXiv preprint arXiv:1307.6328* (2013).
- [33] Yuezun Li, Ming-Ching Chang, and Siwei Lyu. 2018. In ictu oculi: Exposing ai created fake videos by detecting eye blinking. In *2018 IEEE International Workshop on Information Forensics and Security (WIFS)*. IEEE, 1–7.
- [34] Ming Liu, Yukang Ding, Min Xia, Xiao Liu, Errui Ding, Wangmeng Zuo, and Shilei Wen. 2019. Stgan: A unified selective transfer network for arbitrary image attribute editing. In *Proceedings of the IEEE conference on computer vision and pattern recognition*. 3673–3682.
- [35] Jan Hendrik Metzen, Tim Genewein, Volker Fischer, and Bastian Bischoff. 2017. On detecting adversarial perturbations. *arXiv preprint arXiv:1702.04267* (2017).
- [36] Yisroel Mirsky and Wenke Lee. 2020. The Creation and Detection of Deepfakes: A Survey. *arXiv preprint arXiv:2004.11138* (2020).
- [37] Takeru Miyato, Toshiki Kataoka, Masanori Koyama, and Yuichi Yoshida. 2018. Spectral normalization for generative adversarial networks. *arXiv preprint arXiv:1802.05957* (2018).
- [38] Aaron van den Oord, Sander Dieleman, Heiga Zen, Karen Simonyan, Oriol Vinyals, Alex Graves, Nal Kalchbrenner, Andrew Senior, and Koray Kavukcuoglu. 2016. Wavenet: A generative model for raw audio. *arXiv preprint arXiv:1609.03499* (2016).
- [39] Ivan Petrov, Daiheng Gao, Nikolay Chervoniy, Kunlin Liu, Sugasa Marangonda, Chris Umé, Jian Jiang, Luis RP, Sheng Zhang, Pingyu Wu, et al. 2020. Deepface-lab: A simple, flexible and extensible face swapping framework. *arXiv preprint arXiv:2005.05535* (2020).
- [40] Christine I Podilchuk and Edward J Delp. 2001. Digital watermarking: algorithms and applications. *IEEE signal processing Magazine* 18, 4 (2001), 33–46.
- [41] Hua Qi, Qing Guo, Felix Juefei-Xu, Xiaofei Xie, Lei Ma, Wei Feng, Yang Liu, and Jianjun Zhao. 2020. DeepRhythm: Exposing DeepFakes with Attentional Visual Heartbeat Rhythms. In *Proceedings of the ACM International Conference on Multimedia (ACM MM)*.
- [42] Yuyang Qian, Guojun Yin, Lu Sheng, Zixuan Chen, and Jing Shao. 2020. Thinking in Frequency: Face Forgery Detection by Mining Frequency-aware Clues. *arXiv preprint arXiv:2007.09355* (2020).
- [43] Olaf Ronneberger, Philipp Fischer, and Thomas Brox. 2015. U-net: Convolutional networks for biomedical image segmentation. In *International Conference on Medical image computing and computer-assisted intervention*. Springer, 234–241.
- [44] Nataniel Ruiz, Sarah Adel Bargal, and Stan Sclaroff. 2020. Disrupting deepfakes: Adversarial attacks against conditional image translation networks and facial manipulation systems. In *European Conference on Computer Vision*. Springer, 236–251.
- [45] William E Ryan et al. 2004. An introduction to LDPC codes. , 23 pages.
- [46] Pouya Samangouei, Maya Kabkab, and Rama Chellappa. 2018. Defense-gan: Protecting classifiers against adversarial attacks using generative models. *arXiv preprint arXiv:1805.06605* (2018).
- [47] Eran Segalis. 2020. Disrupting Deepfakes with an Adversarial Attack that Survives Training. *arXiv preprint arXiv:2006.12247* (2020).
- [48] Pushpa Mala Siddaraju, D Jayadevappa, and K Ezhilarasan. 2015. Digital image watermarking techniques: a review. *Int. J. Comput. Sci. Secur* 9, 3 (2015), 140–156.
- [49] Amit Kumar Singh, Nomit Sharma, Mayank Dave, and Anand Mohan. 2012. A novel technique for digital image watermarking in spatial domain. In *2012 2nd IEEE International Conference on Parallel, Distributed and Grid Computing*. IEEE, 497–501.
- [50] Matthew Tancik, Ben Mildenhall, and Ren Ng. 2020. Stegastamp: Invisible hyperlinks in physical photographs. In *Proceedings of the IEEE/CVF Conference on Computer Vision and Pattern Recognition*. 2117–2126.
- [51] Justus Thies, Michael Zollhofer, Marc Stamminger, Christian Theobalt, and Matthias Nießner. 2016. Face2Face: Real-time face capture and reenactment of rgb videos. In *Proceedings of the IEEE conference on computer vision and pattern recognition*. 2387–2395.
- [52] Binyu Tian, Qing Guo, Felix Juefei-Xu, Wen Le Chan, Yupeng Cheng, Xiaohong Li, Xiaofei Xie, and Shengchao Qin. 2021. Bias Field Poses a Threat to DNN-Based X-Ray Recognition. In *IEEE International Conference on Multimedia and Expo (ICME)*.

- [53] Binyu Tian, Felix Juefei-Xu, Qing Guo, Xiaofei Xie, Xiaohong Li, and Yang Liu. 2021. AVA: Adversarial Vignetting Attack against Visual Recognition. In *Proceedings of the International Joint Conference on Artificial Intelligence (IJCAI)*.
- [54] Ruben Tolosana, Ruben Vera-Rodriguez, Julian Fierrez, Aythami Morales, and Javier Ortega-Garcia. 2020. Deepfakes and beyond: A survey of face manipulation and fake detection. *arXiv preprint arXiv:2001.00179* (2020).
- [55] Run Wang, Felix Juefei-Xu, Yihao Huang, Qing Guo, Xiaofei Xie, Lei Ma, and Yang Liu. 2020. DeepSonar: Towards Effective and Robust Detection of AI-Synthesized Fake Voices. In *Proceedings of the ACM International Conference on Multimedia (ACM MM)*.
- [56] Run Wang, Felix Juefei-Xu, Lei Ma, Xiaofei Xie, Yihao Huang, Jian Wang, and Yang Liu. 2020. FakeSpotter: A Simple yet Robust Baseline for Spotting AI-Synthesized Fake Faces. In *International Joint Conference on Artificial Intelligence (IJCAI)*.
- [57] Run Wang, Felix Juefei-Xu, Lei Ma, Xiaofei Xie, Yihao Huang, Jian Wang, and Yang Liu. 2020. FakeSpotter: A Simple yet Robust Baseline for Spotting AI-Synthesized Fake Faces. In *Proceedings of the International Joint Conference on Artificial Intelligence (IJCAI)*.
- [58] Sheng-Yu Wang, Oliver Wang, Richard Zhang, Andrew Owens, and Alexei A Efros. 2020. CNN-generated images are surprisingly easy to spot... for now. In *Proceedings of the IEEE Conference on Computer Vision and Pattern Recognition*, Vol. 7.
- [59] Weilin Xu, David Evans, and Yanjun Qi. 2017. Feature squeezing: Detecting adversarial examples in deep neural networks. *arXiv preprint arXiv:1704.01155* (2017).
- [60] Chaofei Yang, Lei Ding, Yiran Chen, and Hai Li. 2020. Defending against gan-based deepfake attacks via transformation-aware adversarial faces. *arXiv preprint arXiv:2006.07421* (2020).
- [61] Xin Yang, Yuezun Li, and Siwei Lyu. 2019. Exposing deep fakes using inconsistent head poses. In *ICASSP 2019-2019 IEEE International Conference on Acoustics, Speech and Signal Processing (ICASSP)*. IEEE, 8261–8265.
- [62] Erkan Yavuz and Ziya Telatar. 2007. Improved SVD-DWT based digital image watermarking against watermark ambiguity. In *Proceedings of the 2007 ACM symposium on Applied computing*. 1051–1055.
- [63] Chin-Yuan Yeh, Hsi-Wen Chen, Shang-Lun Tsai, and Sheng-De Wang. 2020. Disrupting image-translation-based DeepFake algorithms with adversarial attacks. In *Proceedings of the IEEE/CVF Winter Conference on Applications of Computer Vision Workshops*. 53–62.
- [64] Liming Zhai, Felix Juefei-Xu, Qing Guo, Xiaofei Xie, Lei Ma, Wei Feng, Shengchao Qin, and Yang Liu. 2020. It’s Raining Cats or Dogs? Adversarial Rain Attack on DNN Perception. *arXiv preprint arXiv:2009.09205* (2020).
- [65] Xu Zhang, Svebor Karaman, and Shih-Fu Chang. 2019. Detecting and simulating artifacts in gan fake images. In *2019 IEEE International Workshop on Information Forensics and Security (WIFS)*. IEEE, 1–6.
- [66] Jiren Zhu, Russell Kaplan, Justin Johnson, and Li Fei-Fei. 2018. Hidden: Hiding data with deep networks. In *Proceedings of the European conference on computer vision (ECCV)*. 657–672.
- [67] Jun-Yan Zhu, Taesung Park, Phillip Isola, and Alexei A Efros. 2017. Unpaired image-to-image translation using cycle-consistent adversarial networks. In *Proceedings of the IEEE international conference on computer vision*. 2223–2232.