

DIFFWAVE: A VERSATILE DIFFUSION MODEL FOR AUDIO SYNTHESIS

Zhifeng Kong *
Computer Science and Engineering, UCSD
z4kong@eng.ucsd.edu

Wei Ping
NVIDIA
wping@nvidia.com

Jiayi Huang, Kexin Zhao
Baidu Research
{huangjiayi, kexinzhao}@baidu.com

Bryan Catanzaro
NVIDIA
bcatanzaro@nvidia.com

ABSTRACT

In this work, we propose DiffWave, a versatile Diffusion probabilistic model for conditional and unconditional Waveform generation. The model is non-autoregressive, and converts the white noise signal into structured waveform through a Markov chain with a constant number of steps at synthesis. It is efficiently trained by optimizing a variant of variational bound on the data likelihood. DiffWave produces high-fidelity audios in Different Waveform generation tasks, including neural vocoding conditioned on mel spectrogram, class-conditional generation, and unconditional generation. We demonstrate that DiffWave matches a strong WaveNet vocoder in terms of speech quality (MOS: 4.44 versus 4.43), while synthesizing orders of magnitude faster. In particular, it significantly outperforms autoregressive and GAN-based waveform models in the challenging unconditional generation task in terms of audio quality and sample diversity from various automatic and human evaluations. ¹

1 INTRODUCTION

Deep generative models have produced high-fidelity raw audios in speech synthesis. In previous work, likelihood-based models, including autoregressive models (van den Oord et al., 2016; Kalchbrenner et al., 2018; Mehri et al., 2017) and flow-based models (Ping et al., 2020; Prenger et al., 2019; Kim et al., 2019), have predominated in audio synthesis because of the simple training objective and superior ability of modeling the fine details of waveform in real data. There are other waveform models, which often require auxiliary losses for training, such as flow-based models trained by distillation (van den Oord et al., 2018; Ping et al., 2019), variational auto-encoder (VAE) based model (Peng et al., 2020), and generative adversarial network (GAN) based models (Kumar et al., 2019; Bińkowski et al., 2020; Yamamoto et al., 2020).

Most of previous waveform models focus on audio synthesis with informative local conditioner (e.g., mel spectrogram or aligned linguistic features), with only a few exceptions in unconditional generation (Mehri et al., 2017; Donahue et al., 2019). It has been noticed that autoregressive models (e.g., WaveNet) tend to generate made-up word-like sounds (van den Oord et al., 2016), or inferior samples (Donahue et al., 2019) under unconditional settings. This is because very long sequences need to be generated (e.g., 16,000 time-steps for one second speech) without any conditional information.

Diffusion probabilistic models (diffusion models for brevity) are a class of promising generative models, which use a Markov chain to gradually convert a simple distribution (e.g., isotropic Gaussian) into complicated data distribution (Sohl-Dickstein et al., 2015). Although the data likelihood is intractable, diffusion models can be efficiently trained by optimizing the variational lower bound (ELBO). Most recently, a certain parameterization has been shown successful in image synthesis (Ho et al., 2020), which is connected with denoising score matching (Song & Ermon, 2019). Diffusion models can use

*Work done during an internship at Baidu Research, USA.

¹Audio samples are in: <https://diffwave-demo.github.io/>

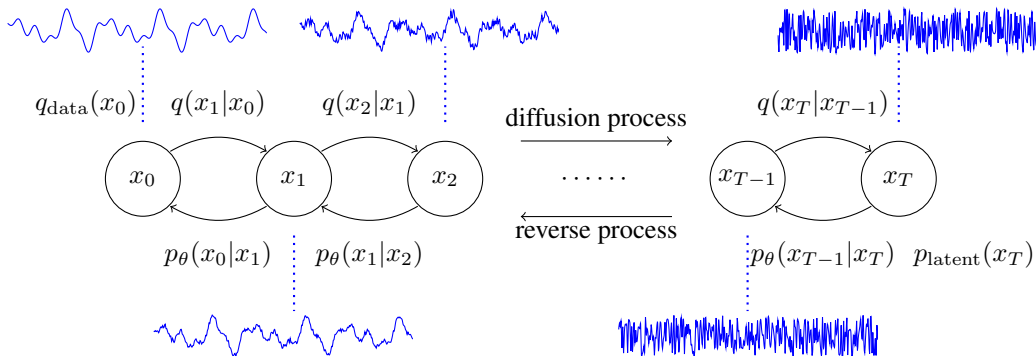


Figure 1: The diffusion and reverse process in diffusion probabilistic models. The reverse process gradually converts the white noise signal into speech waveform through a Markov chain $p_\theta(x_{t-1}|x_t)$.

a noise-adding process without learnable parameters to obtain the disentangled latents from training data. Therefore, no additional neural networks are required for training in contrast to other models (e.g., the encoder in VAE (Kingma & Welling, 2014) or the discriminator in GAN (Goodfellow et al., 2014)). This avoids the challenging “posterior collapse” or “mode collapse” issues stemmed from the joint training of two networks, which is valuable for high-fidelity audio synthesis.

In this work, we propose DiffWave, a versatile diffusion probabilistic model for raw audio synthesis. DiffWave has several advantages over previous work: *i*) It is *non-autoregressive* thus can synthesize high-dimensional waveform in parallel. *ii*) It is *flexible* as it does not impose any architectural constraints in contrast to flow-based models, which need to keep the bijection between latents and data (e.g., see more analysis in Ping et al. (2020)). This leads to small-footprint neural vocoders that still generate high-fidelity speech. *iii*) It uses a *single* ELBO-based training objective without any auxiliary losses (e.g., spectrogram-based losses) for high-fidelity synthesis. *iv*) It is a *versatile* model that produces high-quality audios for both conditional and unconditional waveform generation.

Specifically, we make the following contributions:

1. DiffWave uses a feed-forward and *bidirectional* dilated convolution architecture motivated by WaveNet (van den Oord et al., 2016). It matches the strong WaveNet vocoder in terms of speech quality (MOS: 4.44 vs. 4.43), while synthesizing orders of magnitude faster as it only requires a constant number of sequential steps for generating very long waveform.
2. Our small DiffWave has 2.64M parameters and synthesizes 22.05 kHz high-fidelity speech (MOS: 4.35) faster than real-time on a V100 GPU without engineered kernels. Although it is slower than the state-of-the-art flow-based models (Prenger et al., 2019; Ping et al., 2020), it has much smaller footprint. We expect further speed-up by optimizing its inference mechanism in the future.
3. DiffWave significantly outperforms WaveGAN and WaveNet in the challenging unconditional and class-conditional waveform generation tasks in terms of audio quality and sample diversity measured by several automatic and human evaluations.

We organize the rest of the paper as follows. We present the diffusion models in Section 2, and introduce DiffWave architecture in Section 3. Section 4 discusses related work. We report experimental results in Section 5 and conclude the paper in Section 6.

2 DIFFUSION PROBABILISTIC MODELS

We define $q_{\text{data}}(x_0)$ as the data distribution on \mathbb{R}^L , where L is the data dimension. Let $x_i \in \mathbb{R}^L$ for $i = 0, 1, \dots, T$ be a sequence of variables with the same dimension, where T is the number of diffusion steps. Then, a diffusion model of T steps is composed of two processes: the diffusion process, and the reverse process (Sohl-Dickstein et al., 2015). Both of them are illustrated in Figure 1.

Algorithm 1 Training

for $i = 1, 2, \dots, N_{\text{iter}}$ **do**
 Sample $x_0 \sim q_{\text{data}}$, $\epsilon \sim \mathcal{N}(0, I)$, and $t \sim \text{Unif}(\{1, \dots, T\})$
 Take gradient step on $\nabla_{\theta} \|\epsilon - \epsilon_{\theta}(\sqrt{\bar{\alpha}_t}x_0 + \sqrt{1 - \bar{\alpha}_t}\epsilon, t)\|_2^2$ according to equation (6)
end for

Algorithm 2 Sampling

Sample $x_T \sim p_{\text{latent}} = \mathcal{N}(0, I)$
for $t = T, T - 1, \dots, 1$ **do**
 Compute $\mu_{\theta}(x_t, t), \sigma_{\theta}(x_t, t)$ according to equation (4)
 Sample $x_{t-1} \sim p_{\theta}(x_{t-1}|x_t) = \mathcal{N}(x_{t-1}; \mu_{\theta}(x_t, t), \sigma_{\theta}(x_t, t)^2 I)$
end for
return x_0

The **diffusion process** is defined by a fixed Markov chain from data x_0 to the latent variable x_T :

$$q(x_1, \dots, x_T | x_0) = \prod_{t=1}^T q(x_t | x_{t-1}), \quad (1)$$

where each of $q(x_t | x_{t-1})$ is fixed to $\mathcal{N}(x_t; \sqrt{1 - \beta_t}x_{t-1}, \beta_t I)$ for a small positive constant β_t . The function of $q(x_t | x_{t-1})$ is to add small Gaussian noise to the distribution of x_{t-1} . The whole process gradually converts data x_0 to disentangled latents x_T according to a variance schedule β_1, \dots, β_T .

The **reverse process** is defined by a Markov chain from x_T to x_0 parameterized by θ :

$$p_{\text{latent}}(x_T) = \mathcal{N}(0, I), \quad \text{and} \quad p_{\theta}(x_0, \dots, x_{T-1} | x_T) = \prod_{t=1}^T p_{\theta}(x_{t-1} | x_t), \quad (2)$$

where $p_{\text{latent}}(x_T)$ is isotropic Gaussian, and the transition $p_{\theta}(x_{t-1} | x_t)$ is parameterized as $\mathcal{N}(x_{t-1}; \mu_{\theta}(x_t, t), \sigma_{\theta}(x_t, t)^2 I)$ with shared parameter θ . Note that, both μ_{θ} and σ_{θ} take two inputs: the diffusion-step $t \in \mathbb{N}$, and variable $x_t \in \mathbb{R}^L$. μ_{θ} outputs an L -dimensional vector as the mean, and σ_{θ} outputs a real number as the standard deviation. The goal of $p_{\theta}(x_{t-1} | x_t)$ is to perform the reverse of $q(x_t | x_{t-1})$, i.e., to eliminate the Gaussian noise added in the diffusion process.

Sampling: Given the reverse process, the generative procedure is to first sample an $x_T \sim \mathcal{N}(0, I)$, and then sample $x_{t-1} \sim p_{\theta}(x_{t-1} | x_t)$ for $t = T, T - 1, \dots, 1$. The output x_0 is the sampled data.

Training: The likelihood $p_{\theta}(x_0) = \int p_{\theta}(x_0, \dots, x_{T-1} | x_T) \cdot p_{\text{latent}}(x_T) \mathbf{d}x_{1:T}$ is intractable to calculate in general. The model is thus trained by maximizing its variational lower bound (ELBO):

$$\begin{aligned} \mathbb{E}_{x_0 \sim q_{\text{data}}} \log p_{\theta}(x_0) &= \mathbb{E}_{x_0 \sim q_{\text{data}}} \log \mathbb{E}_{q(x_1, \dots, x_T | x_0)} \left[\frac{p_{\theta}(x_0, \dots, x_{T-1} | x_T) \times p_{\text{latent}}(x_T)}{q(x_1, \dots, x_T | x_0)} \right] \\ &\geq \mathbb{E}_{q(x_0, \dots, x_T)} \log \frac{p_{\theta}(x_0, \dots, x_{T-1} | x_T) \times p_{\text{latent}}(x_T)}{q(x_1, \dots, x_T | x_0)} := \text{ELBO}. \end{aligned}$$

Most recently, [Ho et al. \(2020\)](#) showed that under a certain parameterization, the ELBO of the diffusion model can be calculated as a closed-form expression. This accelerates the computation and avoids Monte Carlo estimates, which have high variance. This parameterization is motivated by its connection to denoising score matching with Langevin dynamics ([Song & Ermon, 2019; 2020](#)). To introduce this parameterization, we first define some constants based on the variance schedule $\{\beta_t\}_{t=1}^T$ in the diffusion process:

$$\alpha_t = 1 - \beta_t, \quad \bar{\alpha}_t = \prod_{s=1}^t \alpha_s, \quad \tilde{\beta}_t = \frac{1 - \bar{\alpha}_{t-1}}{1 - \bar{\alpha}_t} \beta_t \quad \text{for } t > 1 \quad \text{and} \quad \tilde{\beta}_1 = \beta_1. \quad (3)$$

Then, the parameterizations of μ_{θ} and σ_{θ} are defined by

$$\mu_{\theta}(x_t, t) = \frac{1}{\sqrt{\alpha_t}} \left(x_t - \frac{\beta_t}{\sqrt{1 - \bar{\alpha}_t}} \epsilon_{\theta}(x_t, t) \right), \quad \text{and} \quad \sigma_{\theta}(x_t, t) = \tilde{\beta}_t^{\frac{1}{2}}, \quad (4)$$

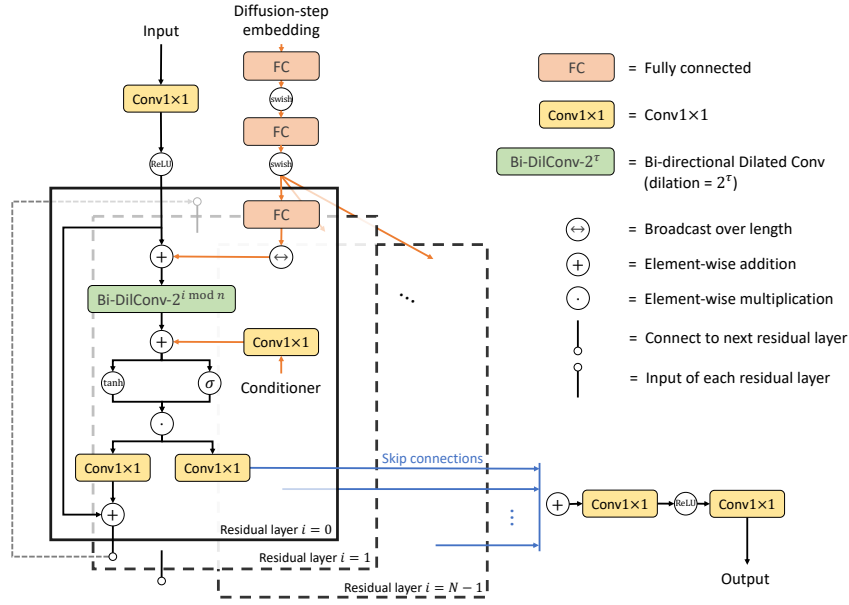


Figure 2: The network architecture of DiffWave in modeling $\epsilon_\theta : \mathbb{R}^L \times \mathbb{N} \rightarrow \mathbb{R}^L$.

where $\epsilon_\theta : \mathbb{R}^L \times \mathbb{N} \rightarrow \mathbb{R}^L$ is a neural network also taking x_t and the diffusion-step t as inputs. Note that, $\sigma_\theta(x_t, t)$ is fix to a constant $\tilde{\beta}_t^{\frac{1}{2}}$ for every diffusion-step t under this parameterization. In the following proposition, we explicitly provide the closed-form expression of the ELBO.

Proposition 1. Suppose a series of fixed schedule $\{\beta_t\}_{t=1}^T$ are given. Let $\epsilon \sim \mathcal{N}(0, I)$ and $x_0 \sim q_{\text{data}}$. Then, under the parameterization in equation (4), we have

$$-\text{ELBO} = c + \sum_{t=1}^T \kappa_t \mathbb{E}_{x_0, \epsilon} \|\epsilon - \epsilon_\theta(\sqrt{\alpha_t}x_0 + \sqrt{1 - \alpha_t}\epsilon, t)\|_2^2 \quad (5)$$

for some constants c and κ_t , where $\kappa_t = \frac{\beta_t}{2\alpha_t(1-\alpha_{t-1})}$ for $t > 1$, and $\kappa_1 = \frac{1}{2\alpha_1}$.

Note that, c is irrelevant for optimization purpose. The key idea in the proof is to expand the ELBO into a sum of KL divergences between tractable Gaussian distributions, which have a closed-form expression. We refer the readers to look at Section A in the Appendix for the full proof.

In addition, Ho et al. (2020) reported that minimizing the following unweighted variant of the ELBO leads to higher generation quality:

$$\min_{\theta} L_{\text{unweighted}}(\theta) = \mathbb{E}_{x_0, \epsilon, t} \|\epsilon - \epsilon_\theta(\sqrt{\alpha_t}x_0 + \sqrt{1 - \alpha_t}\epsilon, t)\|_2^2 \quad (6)$$

where t is uniformly taken from $1, \dots, T$. Therefore, we also use this training objective in this paper. We summarize the training and sampling procedures in Algorithm 1 and 2, respectively.

3 DIFFWAVE ARCHITECTURE

In this section, we present the neural network architecture of our DiffWave model. We build the network $\epsilon_\theta : \mathbb{R}^L \times \mathbb{N} \rightarrow \mathbb{R}^L$ in equation (4) based on a *bidirectional* dilated convolution architecture that is different from WaveNet (van den Oord et al., 2016), because there is no autoregressive generation constraint.² The network is non-autoregressive, so generating an audio x_0 with length L from latents x_T requires T rounds of forward propagation, where T (e.g., 50) is much smaller than

²Empirically, we found the causal dilated convolution architecture leads to much worse audio quality in DiffWave.

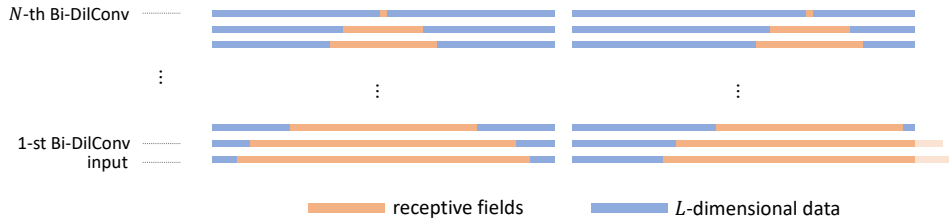


Figure 3: The Receptive fields of the output units within DiffWave network.

the waveform length L . Figure 2 illustrates the network structure. The main body of the network is composed of a stack of N residual layers with residual channels C . We use a bidirectional dilated convolution (Bi-DilConv) with kernel size 3 in each residual layer. The N residual layers are grouped into m blocks, and each block has $n = \frac{N}{m}$ layers. The dilation is doubled at each layer within each block, i.e., $[1, 2, 4, \dots, 2^{n-1}]$. We also sum the skip connections from all residual layers as in WaveNet. More details including the tensor shapes are included in Section B in the Appendix.

3.1 DIFFUSION-STEP EMBEDDING

It is important to include the diffusion-step t as part of the input, as the model needs to output different $\epsilon_\theta(\cdot, t)$ for different t . We use an 128-dimensional encoding vector for each t (Vaswani et al., 2017):

$$t_{\text{embedding}} = \left[\sin\left(10^{\frac{0 \times 4}{63}} t\right), \dots, \sin\left(10^{\frac{63 \times 4}{63}} t\right), \cos\left(10^{\frac{0 \times 4}{63}} t\right), \dots, \cos\left(10^{\frac{63 \times 4}{63}} t\right) \right] \quad (7)$$

We then apply three fully connected layers (FC) on the diffusion-step encoding, where the first two FC layer share parameters among all residual layers. The last residual-layer-specific FC maps the output of the second FC layer into a C -dimensional embedding vector. We next broadcast this embedding vector over length and add it to the input of every residual layer.

3.2 CONDITIONAL GENERATION

Local conditioner: In neural speech synthesis, a neural vocoder synthesizes the waveform conditioned on the aligned linguistic features (van den Oord et al., 2016; Arik et al., 2017a), the mel spectrogram from a text-to-spectrogram model (Ping et al., 2018; Shen et al., 2018), or the hidden states within text-to-wave architecture (Ping et al., 2019; Donahue et al., 2020). In this work, we test DiffWave as a neural vocoder conditioned on ground-truth mel spectrogram as in previous work (Prenger et al., 2019; Kim et al., 2019). We upsample the mel spectrogram to the same length as waveform through layers of transposed 2-D convolution. After a layer-specific Conv 1×1 that maps the mel-band into $2 \times$ residual channels C , the local conditioner is added as a bias term for the dilated convolution in each residual layer. More details can be found in Section 5.1.

Global conditioner: In many generative tasks, the conditional information is given by global discrete labels (e.g., speaker IDs and word IDs). We use shared embeddings with $d_{\text{label}} = 128$ dimension in all experiments. In each residual layer, we apply a layer-specific Conv 1×1 to map d_{label} to $2C$, and add the embedding as a bias term for the dilated convolution in each residual layer.

3.3 UNCONDITIONAL GENERATION

In unconditional generation, the model needs to generate consistent utterances without conditional information. It is important for the output units of the network to have a receptive field size (denoted as r) larger than the length L of the utterance. Indeed, we need $r \geq 2L$ to make sure that the left and right-most output units have receptive fields covering the whole L -dimensional inputs as illustrated in Figure 3. This posts a challenge for architecture design even with the dilated convolutions.

For a stack of dilated convolutional layers, the receptive field size of the output is up to: $r = (k - 1) \sum_i d_i + 1$, where k is the kernel size and d_i is the dilation at i -th residual layer. For example, the output of 30 dilated convolutional layers has a receptive field size $r = 6139$ with $k = 3$ and

dilation cycle $[1, 2, \dots, 512]$. This only amounts to 0.38s of audio under 16kHz sampling rate. We can further increase the number of layers and the size of dilation cycles; however, we also found degraded quality with much deeper layers and larger dilation cycles. This is especially true for WaveNet. In fact, previous study (Shen et al., 2018) suggests that even a moderate large receptive field size (e.g., 6139) is not effectively used in WaveNet and it tends to focus on much shorter context (e.g., 500). DiffWave has an advantage in enlarging the receptive fields of output x_0 : by iterating from x_T to x_0 in the reverse process, the receptive field size can be increased up to $T \times r$, which makes DiffWave suitable for unconditional generation.

4 RELATED WORK

In the past years, many neural text-to-speech (TTS) systems have been introduced. An incomplete list includes WaveNet (van den Oord et al., 2016), Deep Voice 1 & 2 & 3 (Arık et al., 2017a;b; Ping et al., 2018), Tacotron 1 & 2 (Wang et al., 2017; Shen et al., 2018), Char2Wav (Sotelo et al., 2017), VoiceLoop (Taigman et al., 2018), Parallel WaveNet (van den Oord et al., 2018), WaveRNN (Kalchbrenner et al., 2018), ClariNet (Ping et al., 2019), ParaNet (Peng et al., 2020), FastSpeech (Ren et al., 2019), GAN-TTS (Bińkowski et al., 2020), and Flowtron (Valle et al., 2020). These systems first generate intermediate representations (e.g., aligned linguistic features, mel spectrogram, or hidden representations) conditioned on text, then use a neural vocoder to synthesize the raw waveform.

Neural vocoder plays the most important role in the recent success of speech synthesis. Autoregressive models like WaveNet and WaveRNN can generate high-fidelity speech, but in a sequential way of generation. Parallel WaveNet and ClariNet distill parallel flow-based models from WaveNet, thus can synthesize waveform in parallel. In contrast, WaveFlow (Ping et al., 2020), WaveGlow (Prenger et al., 2019) and FloWaveNet (Kim et al., 2019) are trained by maximizing likelihood. There are other waveform models, such as VAE-based models (Peng et al., 2020), GAN-based models (Kumar et al., 2019; Bińkowski et al., 2020; Yamamoto et al., 2019), and neural signal processing models (Wang et al., 2019; Engel et al., 2020; Ai & Ling, 2020). Different from likelihood-based models, they often require auxiliary training losses to improve the audio fidelity. The proposed DiffWave is another promising neural vocoder synthesizing the best quality of speech with a single objective function.

Unconditional generation of speech in the time domain is a challenging task in general. Likelihood-based models are forced to learn all possible variations within the dataset without any conditional information, which can be quite difficult with limited model capacity. In practice, these models produce made-up word-like sounds or inferior samples (van den Oord et al., 2016; Donahue et al., 2019). VQ-VAE (van den Oord et al., 2017) circumvents this issue by compressing the waveform into compact latent code, and training an autoregressive model in latent domain. GAN-based models are believed suitable in unconditional generation (e.g., WaveGAN (Donahue et al., 2019)) due to their “mode seeking” behaviour and success in image synthesis (Brock et al., 2018). Note that, unconditional generation of audio in the frequency domain is considered easier – in the sense that the spectrogram is much shorter (e.g., $200\times$) than raw waveform (Vasquez & Lewis, 2019; Engel et al., 2019; Palkama et al., 2020).

In this work, we demonstrate the superior performance of DiffWave in unconditional and class-conditional generation of waveform. In contrast to the exact-likelihood models, DiffWave maximizes a variational lower bound of the likelihood, which can focus on the major variations within the data and alleviate the requirements for model capacity. In contrast to GAN or VAE-based models (Donahue et al., 2019; Peng et al., 2020), it is much easier to train without mode collapse, posterior collapse, or training instability stemmed from the joint training of two networks.

5 EXPERIMENTS

We evaluate DiffWave on neural vocoding, unconditional and class-conditional generation tasks.

5.1 NEURAL VOCODING

Data: We use the LJ speech dataset (Ito, 2017) that contains ~ 24 hours of audio recorded in home environment with a sampling rate of 22.05 kHz. It consists of 13,100 utterances from a female speaker.

Table 1: The model hyperparameters, model footprint, and 5-scale Mean Opinion Score (MOS) with 95% confidence intervals for WaveNet, ClariNet, WaveFlow and the proposed DiffWave. \uparrow means the number is the higher the better, and \downarrow means the number is the lower the better.

Model	layers	res. channels	#param(\downarrow)	MOS(\uparrow)
WaveNet	30	128	4.57M	4.43 \pm 0.10
ClariNet	60	64	2.17M	4.27 \pm 0.09
WaveGlow	96	256	87.88M	4.33 \pm 0.12
WaveFlow	64	64	5.91M	4.30 \pm 0.11
WaveFlow	64	128	22.25M	4.40 \pm 0.07
DiffWave ($T = 20$)	30	64	2.64M	4.31 \pm 0.09
DiffWave ($T = 40$)	30	64	2.64M	4.35 \pm 0.10
DiffWave ($T = 50$)	30	64	2.64M	4.38 \pm 0.08
DiffWave ($T = 200$)	30	128	6.91M	4.44 \pm 0.07
Ground-truth	—	—	—	4.52 \pm 0.06

Models: We compare DiffWave with several state-of-the-art neural vocoders, including WaveNet, ClariNet, WaveGlow and WaveFlow. Details of baseline models can be found in their original papers. Their hyperparameters can be found in Table 1. Our DiffWave models have 30 residual layers, kernel size 3, and dilation cycle $[1, 2, \dots, 512]$. We compare DiffWave models with different number of diffusion steps $T \in \{20, 40, 50, 200\}$ and residual channels $C \in \{64, 128\}$. We use linear spaced schedule for $\beta_t \in [1 \times 10^{-4}, 0.02]$ for DiffWave with $T = 200$, and $\beta_t \in [1 \times 10^{-4}, 0.05]$ for DiffWave with $T \leq 50$. The reason to increase β_t for smaller T is to make $q(x_T|x_0)$ close to $p_{\text{latent}}(x_T)$.

Conditioner: We use the 80-band mel spectrogram of the original audio as the conditioner to test these neural vocoders. We set FFT size to 1024, hop size to 256, and window size to 1024. We upsample the mel spectrogram 256 times by applying two layers of transposed 2-D convolution (in time and frequency) interleaved with leaky ReLU ($\alpha = 0.4$) (Ping et al., 2019). For each layer, the upsampling stride in time is 16 and 2-D filter sizes are $[32, 3]$. After upsampling, we use a layer-specific Conv 1×1 to map the 80 mel bands into $2 \times$ residual channels, then add the conditioner as a bias term for the dilated convolution before the gated-tanh nonlinearities in each residual layer.

Training: We train DiffWave on 8 Nvidia 2080Ti GPUs using random short audio clips of 16,000 samples from each utterance. We use Adam optimizer (Kingma & Ba, 2015) with a batch size of 16 and learning rate 2×10^{-4} . We train all DiffWave models for 1M steps. For other models, we follow the training setups as in the original papers.

Results: We use the crowdMOS toolkit (Ribeiro et al., 2011) for speech quality evaluation, where the test utterances from all models were presented to Mechanical Turk workers. We report the 5-scale Mean Opinion Scores (MOS), and model footprints in Table 1. Our DiffWave model with residual channels 128 matches the strong WaveNet vocoder in terms of speech quality (MOS: 4.44 vs. 4.43). The small-footprint DiffWave with residual channels 64 also generates high quality speech (e.g., MOS: 4.35) even with small number of diffusion steps (e.g., $T = 40$ or 20). For synthesis speed, a small DiffWave ($T = 20$) in FP32 generates audio $2.1 \times$ faster than real-time, and DiffWave ($T = 40$) in FP32 is $1.1 \times$ faster than real-time on an Nvidia V100 GPU without engineering optimization. DiffWave is still slower than the state-of-the-art flow-based models (e.g., a 5.91M WaveFlow is $> 40 \times$ faster than real-time in FP16) but has smaller footprint and slightly better quality. Because DiffWave does not impose any architectural constraints as in flow-based models, we expect further speed-up by optimizing the architecture and inference mechanism in the future.

5.2 UNCONDITIONAL GENERATION

In this section, we apply DiffWave to an unconditional generation task based on raw waveform only.

Data: We use the Speech Commands dataset (Warden, 2018), which contains many spoken words by thousands of speakers under various recording conditions including very noisy environment. We select the subset that contains spoken digits (0~9), which we call the SC09 dataset. The SC09 dataset contains 31,158 training utterances (~ 8.7 hours in total) by 2,032 speakers, where each audio has length equal to one second under sampling rate 16kHz. Therefore, the data dimension L is 16,000.

Table 2: The automatic evaluation metrics (FID, IS, mIS, AM, and NDB/ K), and 5-scale Mean Opinion Score (MOS) with 95% confidence intervals for WaveNet, WaveGAN, and the proposed DiffWave on the **unconditional** generation task. \uparrow means the number is the higher the better, and \downarrow means the number is the lower the better.

Model	FID(\downarrow)	IS(\uparrow)	mIS(\uparrow)	AM(\downarrow)	NDB/ K (\downarrow)	MOS(\uparrow)
WaveNet-128	3.279	2.54	7.6	1.368	0.86	1.34 ± 0.29
WaveNet-256	2.947	2.84	10.0	1.260	0.86	1.43 ± 0.30
WaveGAN	1.349	4.53	36.6	0.796	0.78	2.03 ± 0.33
DiffWave	1.287	5.30	59.4	0.636	0.74	3.39 ± 0.32
Trainset	0.000	8.48	281.4	0.164	0.00	—
Testset	0.011	8.47	275.2	0.166	0.10	3.72 ± 0.28

Note that, the SC09 dataset exhibits various variations (e.g., contents, speakers, speech rate, recording environment); the generative models need to model them without any conditional information.

Models: We compare DiffWave with WaveNet and WaveGAN. Details of baseline models can be found in their original papers. For the WaveNet baseline, we use 30 layer-WaveNet models with residual channels 128 (denoted as WaveNet-128) and 256 (denoted as WaveNet-256), respectively. We tried to increase the size of the dilation cycle and the number of layers, but these modifications lead to worse quality. In particular, a large dilation cycle (e.g., up to 2048) leads to unstable training. For the WaveGAN baseline, we use their pretrained model on Google Colab. We use a 36-layer DiffWave model with kernel size 3 and dilation cycle $[1, 2, \dots, 2048]$. We set the number of diffusion steps $T = 200$ and residual channels $C = 256$. We use linear spaced schedule for $\beta_t \in [1 \times 10^{-4}, 0.02]$.

Training: We train WaveNet and DiffWave on 8 Nvidia 2080Ti GPUs using full utterances. We use Adam optimizer with a batch size of 16. For WaveNet, we set the initial learning rate as 1×10^{-3} and halve the learning rate every 200K iterations. For DiffWave, we fix the learning rate to 2×10^{-4} . We train WaveNet and DiffWave for 1M steps.

Evaluation: To automatically evaluate the quality of generated audios, we train a ResNeXT classifier (Xie et al., 2017) on the SC09 dataset according to an open repository (Xu & Tuguldur, 2017). The classifier achieves 99.06% accuracy on the trainset and 98.76% accuracy on the testset. We use the following evaluation metrics based on the 1024-dimensional feature vector and the 10-dimensional logits from the ResNeXT classifier (see Section C in the Appendix for details):

- **Fréchet Inception Distance (FID)** (Heusel et al., 2017) measures both quality and diversity of generated samples, and favors generators that match moments in the feature space.
- **Inception Score (IS)** (Salimans et al., 2016) measures both quality and diversity of generated samples, and favors generated samples that can be clearly determined by the classifier.
- **Modified Inception Score (mIS)** (Gurumurthy et al., 2017) measures the within-class diversity of samples in addition to IS.
- **AM Score** (Zhou et al., 2017) takes into consideration the marginal label distribution of training data compared to IS.
- **Number of Statistically-Different Bins (NDB)** (Richardson & Weiss, 2018) measures diversity of generated samples.

For human evaluation, we report the 5-scale Mean Opinion Score (MOS) for speech quality similar to Section 5.1. Note that, the quality of ground-truth audios also exhibits large variations.

Results: We randomly generate 1,000 audios from baseline models and our DiffWave model for evaluations. We report results in Table 2. Our DiffWave model outperforms baseline models under all evaluation methods, including automatic evaluation and human evaluation. Notably, the quality of audios generated by DiffWave is much higher than WaveNet and WaveGAN baselines (MOS: 3.39 vs. 1.43 and 2.03). The gap between DiffWave and ground-truth is $\sim 20\%$ of the gap between WaveGAN and ground-truth, and is $< 15\%$ of the gap between WaveNet and ground-truth. The automatic evaluation metrics indicate that DiffWave is also better at data sharpness, diversity, and matching marginal label distribution of training data.

Table 3: The automatic evaluation metrics (Accuracy, FID-class, IS, mIS), and 5-scale Mean Opinion Score (MOS) with 95% confidence intervals for WaveNet and the proposed DiffWave on the **class-conditional** generation task. \uparrow means the number is the higher the better, and \downarrow means the number is the lower the better.

Model	Accuracy(\uparrow)	FID-class(\downarrow)	IS(\uparrow)	mIS(\uparrow)	MOS(\uparrow)
WaveNet-128	56.20%	7.876 \pm 2.469	3.29	15.8	1.46 \pm 0.30
WaveNet-256	60.70%	6.954 \pm 2.114	3.46	18.9	1.58 \pm 0.36
DiffWave	91.20%	1.113 \pm 0.569	6.63	117.4	3.50 \pm 0.31
DiffWave (deep & thin)	94.00%	0.932 \pm 0.450	6.92	133.8	3.44 \pm 0.36
Trainset	99.06%	0.000 \pm 0.000	8.48	281.4	—
Testset	98.76%	0.044 \pm 0.016	8.47	275.2	3.72 \pm 0.28

5.3 CLASS-CONDITIONAL GENERATION

In this section, we provide the digit labels as the conditioner in DiffWave and compare our model to WaveNet. For both DiffWave and WaveNet, the label conditioner is added to the model according to Section 3.2. We use the same dataset, model hyperparameters, and training settings as in Section 5.2.

Evaluation: We use slightly different automatic evaluation methods in this section because audios are generated according to pre-specified discrete labels. The AM score and NDB are removed because they are less meaningful when the prior label distribution of X_{gen} is specified. We keep IS and mIS because IS favors sharp, clear samples and mIS measures within-class diversity. We modify FID to FID-class: for each *digit* from 0 to 9, we compute FID between generated audios that are pre-specified as this *digit* and training utterances that are labelled as the same *digit*, and report the mean and standard deviation of these ten FID scores. We also report classification accuracy based on the ResNeXT classifier used in Section 5.2.

Results: We randomly generate 100 audios for each digit from 0 to 9 from all models to evaluate the quality. We report results in Table 3. Our DiffWave model significantly outperforms WaveNet on all evaluation metrics. DiffWave produces superior quality than WaveNet (MOS: 3.50 vs. 1.58), and greatly decreases the gap to ground-truth (the gap between DiffWave and ground-truth is \sim 10% of the gap between WaveNet and ground-truth). The automatic evaluation metrics indicate that DiffWave is much better at data clarity ($>$ 91% accuracy) and within-class diversity (mIS of DiffWave is $6\times$ higher than WaveNet). We also found a deep and thin version of DiffWave with residual channels $C = 128$ and 48 residual layers can achieve slightly better accuracy but lower audio quality.

One may also compare quality of generated audios between conditional and unconditional generation based on IS, mIS, and MOS. For both WaveNet and DiffWave, IS increases by $>$ 20%, mIS almost doubles, and MOS increases by ≥ 0.11 . These results indicate that class-conditional information reduces the difficulty of the generative task and helps improving the generation quality of WaveNet and DiffWave.

6 CONCLUSION

In this paper, we present DiffWave, a versatile generative model for raw waveform. In the neural vocoding task, it readily models the fine details of waveform conditioned on mel spectrogram and matches the strong autoregressive neural vocoder in terms of speech quality. In unconditional and class-conditional generation tasks, it properly captures the large variations within the data and produces realistic voices and consistent word-level pronunciations. To the best of our knowledge, DiffWave is the first waveform model that exhibits such versatility.

DiffWave raises a number of open problems and provides broad opportunities for future research. For example, it would be meaningful to push the model to generate longer utterances, as DiffWave has potentially very large receptive fields. Second, optimizing the inference speed would be beneficial for applying the model in production TTS. We found the most effective denoising steps in the reverse process occur near to x_0 , which suggests an even smaller T is possible in DiffWave. In addition, the model parameters θ are shared across the reverse process, so the persistent kernels that stash the parameters on-chip would largely speed-up inference on GPU (Diamos et al., 2016).

REFERENCES

- Yang Ai and Zhen-Hua Ling. A neural vocoder with hierarchical generation of amplitude and phase spectra for statistical parametric speech synthesis. *IEEE/ACM Transactions on Audio, Speech, and Language Processing*, 28:839–851, 2020.
- Sercan Ö. Arık, Mike Chrzanowski, Adam Coates, Gregory Diamos, Andrew Gibiansky, Yongguo Kang, Xian Li, John Miller, Jonathan Raiman, Shubho Sengupta, and Mohammad Shoeybi. Deep Voice: Real-time neural text-to-speech. In *ICML*, 2017a.
- Sercan Ö. Arık, Gregory Diamos, Andrew Gibiansky, John Miller, Kainan Peng, Wei Ping, Jonathan Raiman, and Yanqi Zhou. Deep Voice 2: Multi-speaker neural text-to-speech. In *NIPS*, 2017b.
- Mikołaj Bińkowski, Jeff Donahue, Sander Dieleman, Aidan Clark, Erich Elsen, Norman Casagrande, Luis C Cobo, and Karen Simonyan. High fidelity speech synthesis with adversarial networks. In *ICLR*, 2020.
- Andrew Brock, Jeff Donahue, and Karen Simonyan. Large scale GAN training for high fidelity natural image synthesis. *arXiv preprint arXiv:1809.11096*, 2018.
- Greg Diamos, Shubho Sengupta, Bryan Catanzaro, Mike Chrzanowski, Adam Coates, Erich Elsen, Jesse Engel, Awni Hannun, and Sanjeev Satheesh. Persistent rnns: Stashing recurrent weights on-chip. In *International Conference on Machine Learning*, pp. 2024–2033, 2016.
- Chris Donahue, Julian McAuley, and Miller Puckette. Adversarial audio synthesis. In *ICLR*, 2019.
- Jeff Donahue, Sander Dieleman, Mikołaj Bińkowski, Erich Elsen, and Karen Simonyan. End-to-end adversarial text-to-speech. *arXiv preprint arXiv:2006.03575*, 2020.
- Jesse Engel, Kumar Krishna Agrawal, Shuo Chen, Ishaan Gulrajani, Chris Donahue, and Adam Roberts. Gansynth: Adversarial neural audio synthesis. In *ICLR*, 2019.
- Jesse Engel, Lamtharn Hantrakul, Chenjie Gu, and Adam Roberts. Ddsp: Differentiable digital signal processing. *arXiv preprint arXiv:2001.04643*, 2020.
- Ian Goodfellow, Jean Pouget-Abadie, Mehdi Mirza, Bing Xu, David Warde-Farley, Sherjil Ozair, Aaron Courville, and Yoshua Bengio. Generative adversarial nets. In *Advances in neural information processing systems*, pp. 2672–2680, 2014.
- Swaminathan Gurumurthy, Ravi Kiran Sarvadevabhatla, and R Venkatesh Babu. Deligan: Generative adversarial networks for diverse and limited data. In *Proceedings of the IEEE conference on computer vision and pattern recognition*, pp. 166–174, 2017.
- Martin Heusel, Hubert Ramsauer, Thomas Unterthiner, Bernhard Nessler, and Sepp Hochreiter. Gans trained by a two time-scale update rule converge to a local nash equilibrium. In *Advances in neural information processing systems*, pp. 6626–6637, 2017.
- Jonathan Ho, Ajay Jain, and Pieter Abbeel. Denoising diffusion probabilistic models. *arXiv preprint arXiv:2006.11239*, 2020.
- Keith Ito. The LJ speech dataset. 2017.
- Nal Kalchbrenner, Erich Elsen, Karen Simonyan, Seb Noury, Norman Casagrande, Edward Lockhart, Florian Stimberg, Aaron van den Oord, Sander Dieleman, and Koray Kavukcuoglu. Efficient neural audio synthesis. In *ICML*, 2018.
- Sungwon Kim, Sang-gil Lee, Jongyoon Song, and Sungroh Yoon. FloWaveNet: A generative flow for raw audio. In *ICML*, 2019.
- Diederik P Kingma and Jimmy Ba. Adam: A method for stochastic optimization. In *ICLR*, 2015.
- Diederik P Kingma and Max Welling. Auto-encoding variational Bayes. In *ICLR*, 2014.

-
- Kundan Kumar, Rithesh Kumar, Thibault de Boissiere, Lucas Gestin, Wei Zhen Teoh, Jose Sotelo, Alexandre de Brébisson, Yoshua Bengio, and Aaron C Courville. Melgan: Generative adversarial networks for conditional waveform synthesis. In *Advances in Neural Information Processing Systems*, pp. 14881–14892, 2019.
- Soroush Mehri, Kundan Kumar, Ishaan Gulrajani, Rithesh Kumar, Shubham Jain, Jose Sotelo, Aaron Courville, and Yoshua Bengio. SampleRNN: An unconditional end-to-end neural audio generation model. In *ICLR*, 2017.
- Kasper Palkama, Lauri Juvela, and Alexander Ilin. Conditional spoken digit generation with stylegan. In *Interspeech*, 2020.
- Kainan Peng, Wei Ping, Zhao Song, and Kexin Zhao. Non-autoregressive neural text-to-speech. In *ICML*, 2020.
- Wei Ping, Kainan Peng, Andrew Gibiansky, Sercan O Arik, Ajay Kannan, Sharan Narang, Jonathan Raiman, and John Miller. Deep Voice 3: Scaling text-to-speech with convolutional sequence learning. In *ICLR*, 2018.
- Wei Ping, Kainan Peng, and Jitong Chen. ClariNet: Parallel wave generation in end-to-end text-to-speech. In *ICLR*, 2019.
- Wei Ping, Kainan Peng, Kexin Zhao, and Zhao Song. WaveFlow: A compact flow-based model for raw audio. In *ICML*, 2020.
- Ryan Prenger, Rafael Valle, and Bryan Catanzaro. WaveGlow: A flow-based generative network for speech synthesis. In *IEEE International Conference on Acoustics, Speech and Signal Processing (ICASSP)*, 2019.
- Yi Ren, Yangjun Ruan, Xu Tan, Tao Qin, Sheng Zhao, Zhou Zhao, and Tie-Yan Liu. FastSpeech: Fast, robust and controllable text to speech. *arXiv preprint arXiv:1905.09263*, 2019.
- Flávio Ribeiro, Dinei Florêncio, Cha Zhang, and Michael Seltzer. CrowdMOS: An approach for crowdsourcing mean opinion score studies. In *ICASSP*, 2011.
- Eitan Richardson and Yair Weiss. On gans and gmms. In *Advances in Neural Information Processing Systems*, pp. 5847–5858, 2018.
- Tim Salimans, Ian Goodfellow, Wojciech Zaremba, Vicki Cheung, Alec Radford, and Xi Chen. Improved techniques for training gans. In *Advances in neural information processing systems*, pp. 2234–2242, 2016.
- Jonathan Shen, Ruoming Pang, Ron J Weiss, Mike Schuster, Navdeep Jaitly, Zongheng Yang, Zhifeng Chen, Yu Zhang, Yuxuan Wang, RJ Skerry-Ryan, et al. Natural TTS synthesis by conditioning WaveNet on mel spectrogram predictions. In *ICASSP*, 2018.
- Jascha Sohl-Dickstein, Eric A Weiss, Niru Maheswaranathan, and Surya Ganguli. Deep unsupervised learning using nonequilibrium thermodynamics. *arXiv preprint arXiv:1503.03585*, 2015.
- Yang Song and Stefano Ermon. Generative modeling by estimating gradients of the data distribution. In *Advances in Neural Information Processing Systems*, pp. 11918–11930, 2019.
- Yang Song and Stefano Ermon. Improved techniques for training score-based generative models. *arXiv preprint arXiv:2006.09011*, 2020.
- Jose Sotelo, Soroush Mehri, Kundan Kumar, Joao Felipe Santos, Kyle Kastner, Aaron Courville, and Yoshua Bengio. Char2wav: End-to-end speech synthesis. *ICLR workshop*, 2017.
- Yaniv Taigman, Lior Wolf, Adam Polyak, and Eliya Nachmani. VoiceLoop: Voice fitting and synthesis via a phonological loop. In *ICLR*, 2018.
- Rafael Valle, Kevin Shih, Ryan Prenger, and Bryan Catanzaro. Flowtron: an autoregressive flow-based generative network for text-to-speech synthesis. *arXiv preprint arXiv:2005.05957*, 2020.

-
- Aaron van den Oord, Sander Dieleman, Heiga Zen, Karen Simonyan, Oriol Vinyals, Alex Graves, Nal Kalchbrenner, Andrew Senior, and Koray Kavukcuoglu. WaveNet: A generative model for raw audio. *arXiv preprint arXiv:1609.03499*, 2016.
- Aaron van den Oord, Oriol Vinyals, and Koray Kavukcuoglu. Neural discrete representation learning. In *Advances in Neural Information Processing Systems*, pp. 6306–6315, 2017.
- Aaron van den Oord, Yazhe Li, Igor Babuschkin, Karen Simonyan, Oriol Vinyals, Koray Kavukcuoglu, George van den Driessche, Edward Lockhart, Luis C Cobo, Florian Stimberg, et al. Parallel WaveNet: Fast high-fidelity speech synthesis. In *ICML*, 2018.
- Sean Vasquez and Mike Lewis. Melnet: A generative model for audio in the frequency domain. *arXiv preprint arXiv:1906.01083*, 2019.
- Ashish Vaswani, Noam Shazeer, Niki Parmar, Jakob Uszkoreit, Llion Jones, Aidan N Gomez, Łukasz Kaiser, and Illia Polosukhin. Attention is all you need. In *Advances in neural information processing systems*, pp. 5998–6008, 2017.
- Xin Wang, Shinji Takaki, and Junichi Yamagishi. Neural source-filter-based waveform model for statistical parametric speech synthesis. In *ICASSP 2019-2019 IEEE International Conference on Acoustics, Speech and Signal Processing (ICASSP)*, pp. 5916–5920. IEEE, 2019.
- Yuxuan Wang, RJ Skerry-Ryan, Daisy Stanton, Yonghui Wu, Ron J Weiss, Navdeep Jaitly, Zongheng Yang, Ying Xiao, Zhifeng Chen, Samy Bengio, Quoc Le, Yannis Agiomyrgiannakis, Rob Clark, and Rif A. Saurous. Tacotron: Towards end-to-end speech synthesis. In *Interspeech*, 2017.
- Pete Warden. Speech commands: A dataset for limited-vocabulary speech recognition. *arXiv preprint arXiv:1804.03209*, 2018.
- Saining Xie, Ross Girshick, Piotr Dollár, Zhuowen Tu, and Kaiming He. Aggregated residual transformations for deep neural networks. In *Proceedings of the IEEE conference on computer vision and pattern recognition*, pp. 1492–1500, 2017.
- Yuan Xu and Erdene-Ochir Tuguldur. *Convolutional neural networks for Google speech commands data set with PyTorch*, 2017. <https://github.com/tugstugi/pytorch-speech-commands>.
- Ryuichi Yamamoto, Eunwoo Song, and Jae-Min Kim. Parallel wavegan: A fast waveform generation model based on generative adversarial networks with multi-resolution spectrogram. *arXiv preprint arXiv:1910.11480*, 2019.
- Ryuichi Yamamoto, Eunwoo Song, and Jae-Min Kim. Parallel wavegan: A fast waveform generation model based on generative adversarial networks with multi-resolution spectrogram. In *ICASSP 2020-2020 IEEE International Conference on Acoustics, Speech and Signal Processing (ICASSP)*, pp. 6199–6203. IEEE, 2020.
- Zhiming Zhou, Han Cai, Shu Rong, Yuxuan Song, Kan Ren, Weinan Zhang, Yong Yu, and Jun Wang. Activation maximization generative adversarial nets. *arXiv preprint arXiv:1703.02000*, 2017.

A PROOF OF PROPOSITION 1

Proof. We expand the ELBO into the sum of a sequence of tractable KL divergences below.

$$\begin{aligned}
\text{ELBO} &= \mathbb{E}_q \log \frac{p_\theta(x_0, \dots, x_{T-1}|x_T) \times p_{\text{latent}}(x_T)}{q(x_1, \dots, x_T|x_0)} \\
&= \mathbb{E}_q \left(\log p_{\text{latent}}(x_T) - \sum_{t=1}^T \log \frac{p_\theta(x_{t-1}|x_t)}{q(x_t|x_{t-1})} \right) \\
&= \mathbb{E}_q \left(\log p_{\text{latent}}(x_T) - \log \frac{p_\theta(x_0|x_1)}{q(x_1|x_0)} - \sum_{t=2}^T \left(\log \frac{p_\theta(x_{t-1}|x_t)}{q(x_{t-1}|x_t, x_0)} + \log \frac{q(x_{t-1}|x_0)}{q(x_t|x_0)} \right) \right) \\
&= \mathbb{E}_q \left(\log \frac{p_{\text{latent}}(x_T)}{q(x_T|x_0)} - \log p_\theta(x_0|x_1) - \sum_{t=2}^T \log \frac{p_\theta(x_{t-1}|x_t)}{q(x_{t-1}|x_t, x_0)} \right) \\
&= -\mathbb{E}_q \left(\text{KL}(q(x_T|x_0) \| p_{\text{latent}}(x_T)) + \sum_{t=2}^T \text{KL}(q(x_{t-1}|x_t, x_0) \| p_\theta(x_{t-1}|x_t)) - \log p_\theta(x_0|x_1) \right)
\end{aligned}$$

Before we calculate these terms individually, we first derive $q(x_t|x_0)$ and $q(x_{t-1}|x_t, x_0)$. Let ϵ_i 's be independent standard Gaussian random variables. Then, by definition of q , we have

$$\begin{aligned}
x_t &= \sqrt{\alpha_t}x_{t-1} + \sqrt{\beta_t}\epsilon_t \\
&= \sqrt{\alpha_t\alpha_{t-1}}x_{t-2} + \sqrt{\alpha_t\beta_{t-1}}\epsilon_{t-1} + \sqrt{\beta_t}\epsilon_t \\
&= \sqrt{\alpha_t\alpha_{t-1}\alpha_{t-2}}x_{t-3} + \sqrt{\alpha_t\alpha_{t-1}\beta_{t-2}}\epsilon_{t-2} + \sqrt{\alpha_t\beta_{t-1}}\epsilon_{t-1} + \sqrt{\beta_t}\epsilon_t \\
&= \dots \\
&= \sqrt{\alpha_t}x_0 + \sqrt{\alpha_t\alpha_{t-1}\dots\alpha_2\beta_1}\epsilon_1 + \dots + \sqrt{\alpha_t\beta_{t-1}}\epsilon_{t-1} + \sqrt{\beta_t}\epsilon_t
\end{aligned}$$

The mean of x_t is $\sqrt{\alpha_t}x_0$, and the variance matrix of x_t is $(\alpha_t\alpha_{t-1}\dots\alpha_2\beta_1 + \dots + \alpha_t\beta_{t-1} + \beta_t)I = (1 - \bar{\alpha}_t)I$. Therefore, $q(x_t|x_0) = \mathcal{N}(x_t; \sqrt{\alpha_t}x_0, (1 - \bar{\alpha}_t)I)$. Next, by Bayes rule,

$$\begin{aligned}
q(x_{t-1}|x_t, x_0) &= \frac{q(x_t|x_{t-1})q(x_{t-1}|x_0)}{q(x_t|x_0)} \\
&= \frac{\mathcal{N}(x_t; \sqrt{\alpha_t}x_{t-1}, \beta_t I) \mathcal{N}(x_{t-1}; \sqrt{\alpha_{t-1}}x_0, (1 - \bar{\alpha}_{t-1})I)}{\mathcal{N}(x_t; \sqrt{\alpha_t}x_0, (1 - \bar{\alpha}_t)I)} \\
&= (2\pi\beta_t)^{-\frac{d}{2}} (2\pi(1 - \bar{\alpha}_{t-1}))^{-\frac{d}{2}} (2\pi(1 - \bar{\alpha}_t))^{\frac{d}{2}} \times \\
&\quad \exp \left(-\frac{\|x_t - \sqrt{\alpha_t}x_{t-1}\|^2}{2\beta_t} - \frac{\|x_{t-1} - \sqrt{\alpha_{t-1}}x_0\|^2}{2(1 - \bar{\alpha}_{t-1})} + \frac{\|x_t - \sqrt{\alpha_t}x_0\|^2}{2(1 - \bar{\alpha}_t)} \right) \\
&= (2\pi\tilde{\beta}_t)^{-\frac{d}{2}} \exp \left(-\frac{1}{2\tilde{\beta}_t} \left\| x_{t-1} - \frac{\sqrt{\alpha_{t-1}}\beta_t}{1 - \bar{\alpha}_t} x_0 - \frac{\sqrt{\alpha_t}(1 - \bar{\alpha}_{t-1})}{1 - \bar{\alpha}_t} x_t \right\|^2 \right)
\end{aligned}$$

Therefore, $q(x_{t-1}|x_t, x_0) = \mathcal{N}(x_{t-1}; \frac{\sqrt{\alpha_{t-1}}\beta_t}{1 - \bar{\alpha}_t} x_0 + \frac{\sqrt{\alpha_t}(1 - \bar{\alpha}_{t-1})}{1 - \bar{\alpha}_t} x_t, \tilde{\beta}_t I)$.

Now, we calculate each term in the ELBO expansion. The first constant term is

$$\begin{aligned}
\mathbb{E}_q \text{KL}(q(x_T|x_0) \| p_{\text{latent}}(x_T)) &= \mathbb{E}_{x_0} \text{KL}(\mathcal{N}(\sqrt{\alpha_T}x_0, (1 - \bar{\alpha}_T)I) \| \mathcal{N}(0, I)) \\
&= \frac{1}{2} \mathbb{E}_{x_0} \|\sqrt{\alpha_T}x_0 - 0\|^2 + d \left(\log \frac{1}{\sqrt{1 - \bar{\alpha}_T}} + \frac{1 - \bar{\alpha}_T - 1}{2} \right) \\
&= \frac{\bar{\alpha}_T}{2} \mathbb{E}_{x_0} \|x_0\|^2 - \frac{d}{2} (\bar{\alpha}_T + \log(1 - \bar{\alpha}_T))
\end{aligned}$$

Next, we compute $\text{KL}(q(x_{t-1}|x_t, x_0) \| p_\theta(x_{t-1}|x_t))$. Because both $q(x_{t-1}|x_t, x_0)$ and $p_\theta(x_{t-1}|x_t)$ are Gaussian with the same covariance matrix $\tilde{\beta}_t I$, the KL divergence between them is $\frac{1}{2\tilde{\beta}_t}$ times the squared ℓ_2 distance between their means. By the expression of $q(x_t|x_0)$, we have $x_t = \sqrt{\alpha_t}x_0 +$

$\sqrt{1 - \bar{\alpha}_t}\epsilon$. Therefore, we have

$$\begin{aligned}
& \mathbb{E}_q \text{KL}(q(x_{t-1}|x_t, x_0) \| p_\theta(x_{t-1}|x_t)) \\
&= \frac{1}{2\tilde{\beta}_t} \mathbb{E}_{x_0} \left\| \frac{\sqrt{\bar{\alpha}_{t-1}}\beta_t}{1 - \bar{\alpha}_t} x_0 + \frac{\sqrt{\bar{\alpha}_t}(1 - \bar{\alpha}_{t-1})}{1 - \bar{\alpha}_t} x_t - \frac{1}{\sqrt{\alpha_t}} \left(x_t - \frac{\beta_t}{\sqrt{1 - \bar{\alpha}_t}} \epsilon_\theta(x_t, t) \right) \right\|^2 \\
&= \frac{1}{2\tilde{\beta}_t} \mathbb{E}_{x_0, \epsilon} \left\| \frac{\sqrt{\bar{\alpha}_{t-1}}\beta_t}{1 - \bar{\alpha}_t} \cdot \frac{x_t - \sqrt{1 - \bar{\alpha}_t}\epsilon}{\sqrt{\bar{\alpha}_t}} + \frac{\sqrt{\bar{\alpha}_t}(1 - \bar{\alpha}_{t-1})}{1 - \bar{\alpha}_t} x_t - \frac{1}{\sqrt{\alpha_t}} \left(x_t - \frac{\beta_t}{\sqrt{1 - \bar{\alpha}_t}} \epsilon_\theta(x_t, t) \right) \right\|^2 \\
&= \frac{1}{2\tilde{\beta}_t} \cdot \frac{\beta_t^2}{\alpha_t(1 - \bar{\alpha}_t)} \mathbb{E}_{x_0, \epsilon} \|0 \cdot x_t + \epsilon - \epsilon_\theta(x_t, t)\|^2 \\
&= \frac{\beta_t^2}{2 \frac{1 - \bar{\alpha}_{t-1}}{1 - \bar{\alpha}_t} \beta_t \alpha_t (1 - \bar{\alpha}_t)} \mathbb{E}_{x_0, \epsilon} \|\epsilon - \epsilon_\theta(x_t, t)\|^2 \\
&= \frac{\beta_t}{2\alpha_t(1 - \bar{\alpha}_{t-1})} \mathbb{E}_{x_0, \epsilon} \|\epsilon - \epsilon_\theta(x_t, t)\|^2
\end{aligned}$$

Finally, as $x_1 = \sqrt{\bar{\alpha}_1}x_0 + \sqrt{1 - \bar{\alpha}_1}\epsilon = \sqrt{\bar{\alpha}_1}x_0 + \sqrt{1 - \alpha_1}\epsilon$, we have

$$\begin{aligned}
\mathbb{E}_q \log p_\theta(x_0|x_1) &= \mathbb{E}_q \log \mathcal{N}\left(x_0; \frac{1}{\sqrt{\alpha_1}} \left(x_1 - \frac{\beta_1}{\sqrt{1 - \alpha_1}} \epsilon_\theta(x_1, 1) \right), \beta_1 I\right) \\
&= \mathbb{E}_q \left(-\frac{d}{2} \log 2\pi\beta_1 - \frac{1}{2\beta_1} \left\| x_0 - \frac{1}{\sqrt{\alpha_1}} \left(x_1 - \frac{\beta_1}{\sqrt{1 - \alpha_1}} \epsilon_\theta(x_1, 1) \right) \right\|^2 \right) \\
&= -\frac{d}{2} \log 2\pi\beta_1 - \frac{1}{2\beta_1} \mathbb{E}_{x_0, \epsilon} \left\| x_0 - \frac{1}{\sqrt{\alpha_1}} \left(\sqrt{\bar{\alpha}_1}x_0 + \sqrt{1 - \alpha_1}\epsilon - \frac{\beta_1}{\sqrt{1 - \alpha_1}} \epsilon_\theta(x_1, 1) \right) \right\|^2 \\
&= -\frac{d}{2} \log 2\pi\beta_1 - \frac{1}{2\beta_1} \mathbb{E}_{x_0, \epsilon} \left\| \frac{\sqrt{\beta_1}}{\sqrt{\alpha_1}} (\epsilon - \epsilon_\theta(x_1, 1)) \right\|^2 \\
&= -\frac{d}{2} \log 2\pi\beta_1 - \frac{1}{2\alpha_1} \mathbb{E}_{x_0, \epsilon} \|\epsilon - \epsilon_\theta(x_1, 1)\|^2
\end{aligned}$$

The computation of the ELBO is now finished. \square

B DETAILS OF THE MODEL ARCHITECTURE

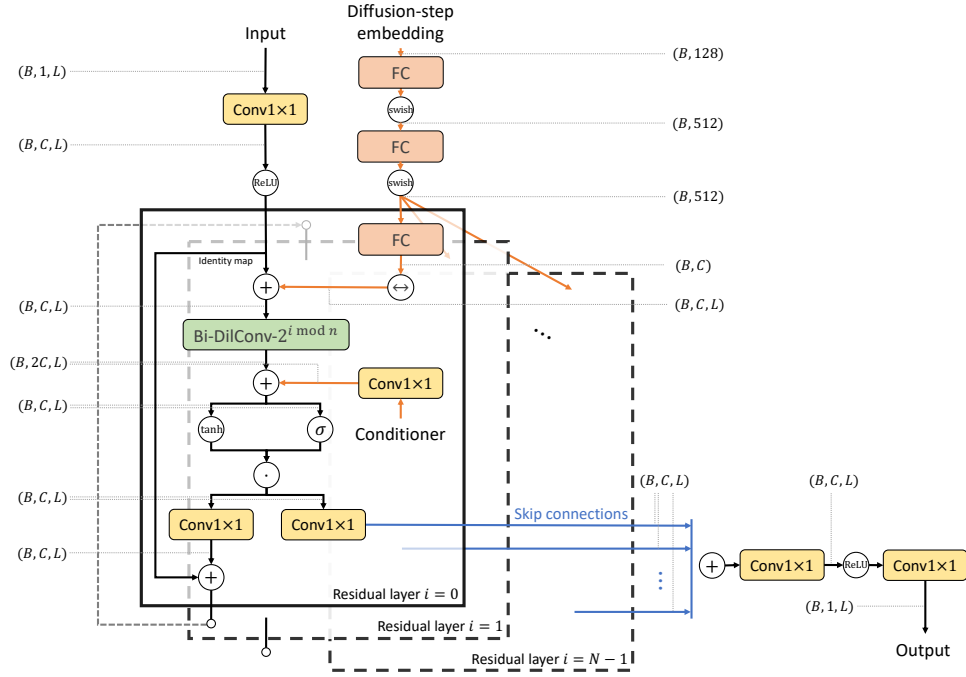


Figure 4: The network architecture of DiffWave in modeling $\epsilon_\theta(x_t, t)$, including tensor shapes at each stage and activation functions. B is the batch size, C is the number of residual/skip channels of the network, and L is data dimension.

C DETAILS OF AUTOMATIC EVALUATION METRICS IN SECTION 5.2 AND 5.3

The automatic evaluation metrics used in Section 5.2 and 5.3 are described as follows. Given an input audio x , an 1024-dimensional feature vector (denoted as $\mathcal{F}_{\text{feature}}(x)$) is computed by the ResNeXT \mathcal{F} , and is then transformed to the 10-dimensional multinomial distribution (denoted as $p_{\mathcal{F}}(x)$) with a fully connected layer and a softmax layer. Let X_{train} be the trainset, p_{gen} be the distribution of generated data, and $X_{\text{gen}} \sim p_{\text{gen}}(i.i.d.)$ be the set of generated audios. Then, we compute the following automatic evaluation metrics:

- **Fréchet Inception Distance (FID)** (Heusel et al., 2017) computes the Wasserstein-2 distance between Gaussians fitted to $\mathcal{F}_{\text{feature}}(X_{\text{train}})$ and $\mathcal{F}_{\text{feature}}(X_{\text{gen}})$. That is,

$$\text{FID} = \|\mu_g - \mu_t\|^2 + \text{Tr} \left(\Sigma_t + \Sigma_g - 2(\Sigma_t \Sigma_g)^{\frac{1}{2}} \right),$$

where μ_t, Σ_t are the mean vector and covariance matrix of $\mathcal{F}_{\text{feature}}(X_{\text{train}})$, and where μ_g, Σ_g are the mean vector and covariance matrix of $\mathcal{F}_{\text{feature}}(X_{\text{gen}})$.

- **Inception Score (IS)** (Salimans et al., 2016) computes the following:

$$\text{IS} = \exp \left(\mathbb{E}_{x \sim p_{\text{gen}}} \text{KL} \left(p_{\mathcal{F}}(x) \parallel \mathbb{E}_{x' \sim p_{\text{gen}}} p_{\mathcal{F}}(x') \right) \right),$$

where $\mathbb{E}_{x' \sim p_{\text{gen}}} p_{\mathcal{F}}(x')$ is the marginal label distribution.

- **Modified Inception Score (mIS)** (Gurumurthy et al., 2017) computes the following:

$$\text{mIS} = \exp \left(\mathbb{E}_{x, x' \sim p_{\text{gen}}} \text{KL} \left(p_{\mathcal{F}}(x) \parallel p_{\mathcal{F}}(x') \right) \right).$$

- **AM Score** (Zhou et al., 2017) computes the following:

$$\text{AM} = \text{KL} \left(\mathbb{E}_{x' \sim q_{\text{data}}} p_{\mathcal{F}}(x') \parallel \mathbb{E}_{x \sim p_{\text{gen}}} p_{\mathcal{F}}(x) \right) + \mathbb{E}_{x \sim p_{\text{gen}}} \text{H}(p_{\mathcal{F}}(x)),$$

where $\text{H}(\cdot)$ computes the entropy. Compared to IS, AM score takes into consideration the the prior distribution of $p_{\mathcal{F}}(X_{\text{train}})$.

- **Number of Statistically-Different Bins (NDB)** (Richardson & Weiss, 2018): First, X_{train} is clustered into K bins by K -Means in the feature space (where $K = 50$ in our evaluation). Next, each sample in X_{gen} is assigned to its nearest bin. Then, NDB is the number of bins that contain statistically different proportion of samples between training samples and generated samples.