



Measurements of branching fractions and CP-violating charge asymmetries in charmless B decays reconstructed in 2019–2020 Belle II data

F. Abudinén,⁴⁷ I. Adachi,^{24,21} R. Adak,¹⁸ K. Adamczyk,⁷³ P. Ahlburg,¹¹⁰ J. K. Ahn,⁵⁵ H. Aihara,¹²⁸ N. Akopov,¹³⁴ A. Aloisio,^{98,40} F. Ameli,⁴⁴ L. Andricek,⁶⁴ N. Anh Ky,^{37,14} D. M. Asner,³ H. Atmacan,¹¹² V. Aulchenko,^{4,75} T. Aushev,²⁶ V. Aushev,⁸⁹ T. Aziz,⁹⁰ V. Babu,¹² S. Bacher,⁷³ S. Baehr,⁵² S. Bahinipati,²⁸ A. M. Bakich,¹²⁷ P. Bambade,¹⁰⁷ Sw. Banerjee,¹¹⁷ S. Bansal,⁸⁰ M. Barrett,²⁴ G. Batignani,^{101,43} J. Baudot,¹⁰⁸ A. Beaulieu,¹³⁰ J. Becker,⁵² P. K. Behera,³¹ M. Bender,⁶⁰ J. V. Bennett,¹²¹ E. Bernieri,⁴⁵ F. U. Bernlochner,¹¹⁰ M. Bertemes,³⁴ M. Bessner,¹¹⁴ S. Bettarini,^{101,43} V. Bhardwaj,²⁷ B. Bhuyan,²⁹ F. Bianchi,^{104,46} T. Bilka,⁷ S. Bilokin,⁶⁰ D. Biswas,¹¹⁷ A. Bobrov,^{4,75} A. Bondar,^{4,75} G. Bonvicini,¹³² A. Bozek,⁷³ M. Bračko,^{119,88} P. Branchini,⁴⁵ N. Braun,⁵² R. A. Briere,⁵ T. E. Browder,¹¹⁴ D. N. Brown,¹¹⁷ A. Budano,⁴⁵ L. Burmistrov,¹⁰⁷ S. Bussino,^{103,45} M. Campajola,^{98,40} L. Cao,¹¹⁰ G. Caria,¹²⁰ G. Casarosa,^{101,43} C. Cecchi,^{100,42} D. Červenkov,⁷ M.-C. Chang,¹⁷ P. Chang,⁷¹ R. Cheaib,¹¹¹ V. Chekelian,⁶³ C. Chen,⁴⁸ Y.-C. Chen,⁷¹ Y. Q. Chen,¹²⁴ Y.-T. Chen,⁷¹ B. G. Cheon,²³ K. Chilikin,⁵⁸ K. Chirapatpimol,⁸ H.-E. Cho,²³ K. Cho,⁵⁴ S.-J. Cho,¹³⁵ S.-K. Choi,²² S. Choudhury,³⁰ D. Cinabro,¹³² L. Corona,^{101,43} L. M. Cremaldi,¹²¹ D. Cuesta,¹⁰⁸ S. Cunliffe,¹² T. Czank,¹²⁹ N. Dash,³¹ F. Dattola,¹² E. De La Cruz-Burelo,⁶ G. De Nardo,^{98,40} M. De Nuccio,¹² G. De Pietro,⁴⁵ R. de Sangro,³⁹ B. Deschamps,¹¹⁰ M. Destefanis,^{104,46} S. Dey,⁹² A. De Yta-Hernandez,⁶ A. Di Canto,³ F. Di Capua,^{98,40} S. Di Carlo,¹⁰⁷ J. Dingfelder,¹¹⁰ Z. Doležal,⁷ I. Domínguez Jiménez,⁹⁷ T. V. Dong,¹⁸ K. Dort,⁵¹ D. Dossett,¹²⁰ S. Dubey,¹¹⁴ S. Duell,¹¹⁰ G. Dujany,¹⁰⁸ S. Eidelman,^{4,58,75} M. Eliachevitch,¹¹⁰ D. Epifanov,^{4,75} J. E. Fast,⁷⁹ T. Ferber,¹² D. Ferlewicz,¹²⁰ G. Finocchiaro,³⁹ S. Fiore,⁴⁴ P. Fischer,¹¹⁵ A. Fodor,⁶⁵ F. Forti,^{101,43} A. Frey,¹⁹ M. Friedl,³⁴ B. G. Fulsom,⁷⁹ M. Gabriel,⁶³ N. Gabyshev,^{4,75} E. Ganiev,^{105,47} M. Garcia-Hernandez,⁶ R. Garg,⁸⁰ A. Garmash,^{4,75} V. Gaur,¹³¹ A. Gaz,^{67,68} U. Gebauer,¹⁹ M. Gelb,⁵² A. Gellrich,¹² J. Gemmler,⁵² T. Geßler,⁵¹ D. Getzkow,⁵¹ R. Giordano,^{98,40} A. Giri,³⁰ A. Glazov,¹² B. Gobbo,⁴⁷ R. Godang,¹²⁵ P. Goldenzweig,⁵² B. Golob,^{116,88} P. Gomis,³⁸ P. Grace,¹⁰⁹ W. Gradl,⁵⁰ E. Graziani,⁴⁵ D. Greenwald,⁹¹ Y. Guan,¹¹² C. Hadjivasiliou,⁷⁹ S. Halder,⁹⁰ K. Hara,^{24,21} T. Hara,^{24,21} O. Hartbrich,¹¹⁴ T. Hauth,⁵² K. Hayasaka,⁷⁴ H. Hayashii,⁷⁰ C. Hearty,^{111,36} M. Heck,⁵² M. T. Hedges,¹¹⁴ I. Heredia de la Cruz,^{6,11} M. Hernández Villanueva,¹²¹ A. Hershenhorn,¹¹¹ T. Higuchi,¹²⁹ E. C. Hill,¹¹¹ H. Hirata,⁶⁷ M. Hoek,⁵⁰ M. Hohmann,¹²⁰ S. Hollitt,¹⁰⁹ T. Hotta,⁷⁸ C.-L. Hsu,¹²⁷ Y. Hu,³⁵ K. Huang,⁷¹ T. Iijima,^{67,68} K. Inami,⁶⁷ G. Inguglia,³⁴ J. Irakkathil Jabbar,⁵² A. Ishikawa,^{24,21} R. Itoh,^{24,21} M. Iwasaki,⁷⁷ Y. Iwasaki,²⁴ S. Iwata,⁹⁶ P. Jackson,¹⁰⁹ W. W. Jacobs,³² I. Jaegle,¹¹³ D. E. Jaffe,³ E.-J. Jang,²² M. Jeandron,¹²¹ H. B. Jeon,⁵⁷ S. Jia,¹⁸ Y. Jin,⁴⁷ C. Joo,¹²⁹ K. K. Joo,¹⁰

I. Kadenko,⁸⁹ J. Kahn,⁵² H. Kakuno,⁹⁶ A. B. Kaliyar,⁹⁰ J. Kandra,⁷ K. H. Kang,⁵⁷
 P. Kapusta,⁷³ R. Karl,¹² G. Karyan,¹³⁴ Y. Kato,^{67,68} H. Kawai,⁹ T. Kawasaki,⁵³ T. Keck,⁵²
 C. Ketter,¹¹⁴ H. Kichimi,²⁴ C. Kiesling,⁶³ B. H. Kim,⁸⁴ C.-H. Kim,²³ D. Y. Kim,⁸⁷
 H. J. Kim,⁵⁷ J. B. Kim,⁵⁵ K.-H. Kim,¹³⁵ K. Kim,⁵⁵ S.-H. Kim,⁸⁴ Y.-K. Kim,¹³⁵
 Y. Kim,⁵⁵ T. D. Kimmel,¹³¹ H. Kindo,^{24,21} K. Kinoshita,¹¹² B. Kirby,³ C. Kleinwort,¹²
 B. Knysh,¹⁰⁷ P. Kodyš,⁷ T. Koga,²⁴ S. Kohani,¹¹⁴ I. Komarov,¹² T. Konno,⁵³
 S. Korpar,^{119,88} N. Kovalchuk,¹² T. M. G. Kraetzschmar,⁶³ P. Križan,^{116,88} R. Kroeger,¹²¹
 J. F. Krohn,¹²⁰ P. Krokovny,^{4,75} H. Krüger,¹¹⁰ W. Kuehn,⁵¹ T. Kuhr,⁶⁰ J. Kumar,⁵
 M. Kumar,⁶² R. Kumar,⁸² K. Kumara,¹³² T. Kumita,⁹⁶ T. Kunigo,²⁴ M. Künzel,^{12,60}
 S. Kurz,¹² A. Kuzmin,^{4,75} P. Kvasnička,⁷ Y.-J. Kwon,¹³⁵ S. Lacaprara,⁴¹ Y.-T. Lai,¹²⁹
 C. La Licata,¹²⁹ K. Lalwani,⁶² L. Lanceri,⁴⁷ J. S. Lange,⁵¹ K. Lautenbach,⁵¹ P. J. Laycock,³
 F. R. Le Diberder,¹⁰⁷ I.-S. Lee,²³ S. C. Lee,⁵⁷ P. Leitl,⁶³ D. Levit,⁹¹ P. M. Lewis,¹¹⁰
 C. Li,⁵⁹ C.-H. Li,⁷¹ L. K. Li,¹¹² S. X. Li,² Y. M. Li,³⁵ Y. B. Li,⁸¹ J. Libby,³¹ K. Lieret,⁶⁰
 L. Li Gioi,⁶³ J. Lin,⁷¹ Z. Liptak,¹¹⁴ Q. Y. Liu,¹² Z. A. Liu,³⁵ D. Liventsev,^{132,24} S. Longo,¹²
 A. Loos,¹²⁶ P. Lu,⁷¹ M. Lubej,⁸⁸ T. Lueck,⁶⁰ F. Luetticke,¹¹⁰ T. Luo,¹⁸ C. MacQueen,¹²⁰
 Y. Maeda,^{67,68} M. Maggiora,^{104,46} S. Maity,²⁸ R. Manfredi,^{105,47} E. Manoni,⁴²
 S. Marcello,^{104,46} C. Marinas,³⁸ A. Martini,^{103,45} M. Masuda,^{15,78} T. Matsuda,¹²²
 K. Matsuoka,^{67,68} D. Matvienko,^{4,58,75} J. McNeil,¹¹³ F. Meggendorfer,⁶³ J. C. Mei,¹⁸
 F. Meier,¹³ M. Merola,^{98,40} F. Metzner,⁵² M. Milesi,¹²⁰ C. Miller,¹³⁰ K. Miyabayashi,⁷⁰
 H. Miyake,^{24,21} H. Miyata,⁷⁴ R. Mizuk,^{58,26} K. Azmi,¹¹⁸ G. B. Mohanty,⁹⁰ H. Moon,⁵⁵
 T. Moon,⁸⁴ J. A. Mora Grimaldo,¹²⁸ A. Morda,⁴¹ T. Morii,¹²⁹ H.-G. Moser,⁶³ M. Mrvar,³⁴
 F. Mueller,⁶³ F. J. Müller,¹² Th. Muller,⁵² G. Muroyama,⁶⁷ C. Murphy,¹²⁹ R. Mussa,⁴⁶
 K. Nakagiri,²⁴ I. Nakamura,^{24,21} K. R. Nakamura,^{24,21} E. Nakano,⁷⁷ M. Nakao,^{24,21}
 H. Nakayama,^{24,21} H. Nakazawa,⁷¹ T. Nanut,⁸⁸ Z. Natkaniec,⁷³ A. Natochii,¹¹⁴
 M. Nayak,⁹² G. Nazaryan,¹³⁴ D. Neverov,⁶⁷ C. Niebuhr,¹² M. Niiyama,⁵⁶ J. Ninkovic,⁶⁴
 N. K. Nisar,³ S. Nishida,^{24,21} K. Nishimura,¹¹⁴ M. Nishimura,²⁴ M. H. A. Nouxman,¹¹⁸
 B. Oberhof,³⁹ K. Ogawa,⁷⁴ S. Ogawa,⁹³ S. L. Olsen,²² Y. Onishchuk,⁸⁹ H. Ono,⁷⁴
 Y. Onuki,¹²⁸ P. Oskin,⁵⁸ E. R. Oxford,⁵ H. Ozaki,^{24,21} P. Pakhlov,^{58,66} G. Pakhlova,^{26,58}
 A. Paladino,^{101,43} T. Pang,¹²³ A. Panta,¹²¹ E. Paoloni,^{101,43} S. Pardi,⁴⁰ C. Park,¹³⁵
 H. Park,⁵⁷ S.-H. Park,¹³⁵ B. Paschen,¹¹⁰ A. Passeri,⁴⁵ A. Pathak,¹¹⁷ S. Patra,²⁷
 S. Paul,⁹¹ T. K. Pedlar,⁶¹ I. Peruzzi,³⁹ R. Peschke,¹¹⁴ R. Pestotnik,⁸⁸ M. Piccolo,³⁹
 L. E. Piilonen,¹³¹ P. L. M. Podesta-Lerma,⁹⁷ G. Polat,¹ V. Popov,²⁶ C. Praz,¹²
 E. Prencipe,¹⁶ M. T. Prim,¹¹⁰ M. V. Purohit,⁷⁶ N. Rad,¹² P. Rados,¹² S. Raiz,⁴⁷
 R. Rasheed,¹⁰⁸ M. Reif,⁶³ S. Reiter,⁵¹ M. Remnev,^{4,75} P. K. Resmi,³¹ I. Ripp-Baudot,¹⁰⁸
 M. Ritter,⁶⁰ M. Ritzert,¹¹⁵ G. Rizzo,^{101,43} L. B. Rizzuto,⁸⁸ S. H. Robertson,^{65,36}
 D. Rodríguez Pérez,⁹⁷ J. M. Roney,^{130,36} C. Rosenfeld,¹²⁶ A. Rostomyan,¹² N. Rout,³¹
 M. Rozanska,⁷³ G. Russo,^{98,40} D. Sahoo,⁹⁰ Y. Sakai,^{24,21} D. A. Sanders,¹²¹ S. Sandilya,¹¹²
 A. Sangal,¹¹² L. Santelj,^{116,88} P. Sartori,^{99,41} J. Sasaki,¹²⁸ Y. Sato,⁹⁴ V. Savinov,¹²³
 B. Scavino,⁵⁰ M. Schram,⁷⁹ H. Schreeck,¹⁹ J. Schueler,¹¹⁴ C. Schwanda,³⁴ A. J. Schwartz,¹¹²
 B. Schwenker,¹⁹ R. M. Seddon,⁶⁵ Y. Seino,⁷⁴ A. Selce,^{102,44} K. Senyo,¹³³ I. S. Seong,¹¹⁴
 J. Serrano,¹ M. E. Sevier,¹²⁰ C. Sfienti,⁵⁰ V. Shebalin,¹¹⁴ C. P. Shen,² H. Shibuya,⁹³
 J.-G. Shiu,⁷¹ B. Shwartz,^{4,75} A. Sibidanov,¹³⁰ F. Simon,⁶³ J. B. Singh,⁸⁰ S. Skambraks,⁶³
 K. Smith,¹²⁰ R. J. Sobie,^{130,36} A. Soffer,⁹² A. Sokolov,³³ Y. Soloviev,¹² E. Solovieva,⁵⁸
 S. Spataro,^{104,46} B. Spruck,⁵⁰ M. Starič,⁸⁸ S. Stefkova,¹² Z. S. Stottler,¹³¹ R. Stroili,^{99,41}

J. Strube,⁷⁹ J. Stypula,⁷³ M. Sumihama,^{20,78} K. Sumisawa,^{24,21} T. Sumiyoshi,⁹⁶
D. J. Summers,¹²¹ W. Sutcliffe,¹¹⁰ K. Suzuki,⁶⁷ S. Y. Suzuki,^{24,21} H. Svidras,¹² M. Tabata,⁹
M. Takahashi,¹² M. Takizawa,^{83,25,85} U. Tamponi,⁴⁶ S. Tanaka,^{24,21} K. Tanida,⁴⁹
H. Tanigawa,¹²⁸ N. Taniguchi,²⁴ Y. Tao,¹¹³ P. Taras,¹⁰⁶ F. Tenchini,¹² D. Tonelli,⁴⁷
E. Torassa,⁴¹ K. Trabelsi,¹⁰⁷ T. Tsuboyama,^{24,21} N. Tsuzuki,⁶⁷ M. Uchida,⁹⁵ I. Ueda,^{24,21}
S. Uehara,^{24,21} T. Ueno,⁹⁴ T. Uglov,^{58,26} K. Unger,⁵² Y. Unno,²³ S. Uno,^{24,21} P. Urquijo,¹²⁰
Y. Ushiroda,^{24,21,128} Y. Usov,^{4,75} S. E. Vahsen,¹¹⁴ R. van Tonder,¹¹⁰ G. S. Varner,¹¹⁴
K. E. Varvell,¹²⁷ A. Vinokurova,^{4,75} L. Vitale,^{105,47} V. Vorobyev,^{4,58,75} A. Vossen,¹³
B. Wach,⁶³ E. Waheed,²⁴ H. M. Wakeling,⁶⁵ K. Wan,¹²⁸ W. Wan Abdullah,¹¹⁸ B. Wang,⁶³
C. H. Wang,⁷² M.-Z. Wang,⁷¹ X. L. Wang,¹⁸ A. Warburton,⁶⁵ M. Watanabe,⁷⁴
S. Watanuki,¹⁰⁷ I. Watson,¹²⁸ J. Webb,¹²⁰ S. Wehle,¹² M. Welsch,¹¹⁰ C. Wessel,¹¹⁰
J. Wiechczynski,⁴³ P. Wieduwilt,¹⁹ H. Windel,⁶³ E. Won,⁵⁵ L. J. Wu,³⁵ X. P. Xu,⁸⁶
B. Yabsley,¹²⁷ S. Yamada,²⁴ W. Yan,¹²⁴ S. B. Yang,⁵⁵ H. Ye,¹² J. Yelton,¹¹³ I. Yeo,⁵⁴
J. H. Yin,⁵⁵ M. Yonenaga,⁹⁶ Y. M. Yook,³⁵ T. Yoshinobu,⁷⁴ C. Z. Yuan,³⁵ G. Yuan,¹²⁴
W. Yuan,⁴¹ Y. Yusa,⁷⁴ L. Zani,¹ J. Z. Zhang,³⁵ Y. Zhang,¹²⁴ Z. Zhang,¹²⁴ V. Zhilich,^{4,75}
Q. D. Zhou,^{67,69} X. Y. Zhou,² V. I. Zhukova,⁵⁸ V. Zhulanov,^{4,75} and A. Zupanc⁸⁸

(Belle II Collaboration)

¹*Aix Marseille Université, CNRS/IN2P3, CPPM, 13288 Marseille, France*

²*Beihang University, Beijing 100191, China*

³*Brookhaven National Laboratory, Upton, New York 11973, U.S.A.*

⁴*Budker Institute of Nuclear Physics SB RAS, Novosibirsk 630090, Russian Federation*

⁵*Carnegie Mellon University, Pittsburgh, Pennsylvania 15213, U.S.A.*

⁶*Centro de Investigacion y de Estudios Avanzados del
Instituto Politecnico Nacional, Mexico City 07360, Mexico*

⁷*Faculty of Mathematics and Physics, Charles University, 121 16 Prague, Czech Republic*

⁸*Chiang Mai University, Chiang Mai 50202, Thailand*

⁹*Chiba University, Chiba 263-8522, Japan*

¹⁰*Chonnam National University, Gwangju 61186, South Korea*

¹¹*Consejo Nacional de Ciencia y Tecnología, Mexico City 03940, Mexico*

¹²*Deutsches Elektronen-Synchrotron, 22607 Hamburg, Germany*

¹³*Duke University, Durham, North Carolina 27708, U.S.A.*

¹⁴*Institute of Theoretical and Applied Research
(ITAR), Duy Tan University, Hanoi 100000, Vietnam*

¹⁵*Earthquake Research Institute, University of Tokyo, Tokyo 113-0032, Japan*

¹⁶*Forschungszentrum Jülich, 52425 Jülich, Germany*

¹⁷*Department of Physics, Fu Jen Catholic University, Taipei 24205, Taiwan*

¹⁸*Key Laboratory of Nuclear Physics and Ion-beam Application (MOE) and
Institute of Modern Physics, Fudan University, Shanghai 200443, China*

¹⁹*II. Physikalisches Institut, Georg-August-Universität
Göttingen, 37073 Göttingen, Germany*

²⁰*Gifu University, Gifu 501-1193, Japan*

²¹*The Graduate University for Advanced Studies (SOKENDAI), Hayama 240-0193, Japan*

²²*Gyeongsang National University, Jinju 52828, South Korea*

²³*Department of Physics and Institute of Natural
Sciences, Hanyang University, Seoul 04763, South Korea*

- ²⁴ *High Energy Accelerator Research Organization (KEK), Tsukuba 305-0801, Japan*
- ²⁵ *J-PARC Branch, KEK Theory Center, High Energy Accelerator Research Organization (KEK), Tsukuba 305-0801, Japan*
- ²⁶ *Higher School of Economics (HSE), Moscow 101000, Russian Federation*
- ²⁷ *Indian Institute of Science Education and Research Mohali, SAS Nagar, 140306, India*
- ²⁸ *Indian Institute of Technology Bhubaneswar, Satya Nagar 751007, India*
- ²⁹ *Indian Institute of Technology Guwahati, Assam 781039, India*
- ³⁰ *Indian Institute of Technology Hyderabad, Telangana 502285, India*
- ³¹ *Indian Institute of Technology Madras, Chennai 600036, India*
- ³² *Indiana University, Bloomington, Indiana 47408, U.S.A.*
- ³³ *Institute for High Energy Physics, Protvino 142281, Russian Federation*
- ³⁴ *Institute of High Energy Physics, Vienna 1050, Austria*
- ³⁵ *Institute of High Energy Physics, Chinese Academy of Sciences, Beijing 100049, China*
- ³⁶ *Institute of Particle Physics (Canada), Victoria, British Columbia V8W 2Y2, Canada*
- ³⁷ *Institute of Physics, Vietnam Academy of Science and Technology (VAST), Hanoi, Vietnam*
- ³⁸ *Instituto de Fisica Corpuscular, Paterna 46980, Spain*
- ³⁹ *INFN Laboratori Nazionali di Frascati, I-00044 Frascati, Italy*
- ⁴⁰ *INFN Sezione di Napoli, I-80126 Napoli, Italy*
- ⁴¹ *INFN Sezione di Padova, I-35131 Padova, Italy*
- ⁴² *INFN Sezione di Perugia, I-06123 Perugia, Italy*
- ⁴³ *INFN Sezione di Pisa, I-56127 Pisa, Italy*
- ⁴⁴ *INFN Sezione di Roma, I-00185 Roma, Italy*
- ⁴⁵ *INFN Sezione di Roma Tre, I-00146 Roma, Italy*
- ⁴⁶ *INFN Sezione di Torino, I-10125 Torino, Italy*
- ⁴⁷ *INFN Sezione di Trieste, I-34127 Trieste, Italy*
- ⁴⁸ *Iowa State University, Ames, Iowa 50011, U.S.A.*
- ⁴⁹ *Advanced Science Research Center, Japan Atomic Energy Agency, Naka 319-1195, Japan*
- ⁵⁰ *Johannes Gutenberg-Universität Mainz, Institut für Kernphysik, D-55099 Mainz, Germany*
- ⁵¹ *Justus-Liebig-Universität Gießen, 35392 Gießen, Germany*
- ⁵² *Institut für Experimentelle Teilchenphysik, Karlsruher Institut für Technologie, 76131 Karlsruhe, Germany*
- ⁵³ *Kitasato University, Sagamihara 252-0373, Japan*
- ⁵⁴ *Korea Institute of Science and Technology Information, Daejeon 34141, South Korea*
- ⁵⁵ *Korea University, Seoul 02841, South Korea*
- ⁵⁶ *Kyoto Sangyo University, Kyoto 603-8555, Japan*
- ⁵⁷ *Kyungpook National University, Daegu 41566, South Korea*
- ⁵⁸ *P.N. Lebedev Physical Institute of the Russian Academy of Sciences, Moscow 119991, Russian Federation*
- ⁵⁹ *Liaoning Normal University, Dalian 116029, China*
- ⁶⁰ *Ludwig Maximilians University, 80539 Munich, Germany*
- ⁶¹ *Luther College, Decorah, Iowa 52101, U.S.A.*
- ⁶² *Malaviya National Institute of Technology Jaipur, Jaipur 302017, India*
- ⁶³ *Max-Planck-Institut für Physik, 80805 München, Germany*
- ⁶⁴ *Semiconductor Laboratory of the Max Planck Society, 81739 München, Germany*
- ⁶⁵ *McGill University, Montréal, Québec, H3A 2T8, Canada*

- ⁶⁶ *Moscow Physical Engineering Institute, Moscow 115409, Russian Federation*
- ⁶⁷ *Graduate School of Science, Nagoya University, Nagoya 464-8602, Japan*
- ⁶⁸ *Kobayashi-Maskawa Institute, Nagoya University, Nagoya 464-8602, Japan*
- ⁶⁹ *Institute for Advanced Research, Nagoya University, Nagoya 464-8602, Japan*
- ⁷⁰ *Nara Women's University, Nara 630-8506, Japan*
- ⁷¹ *Department of Physics, National Taiwan University, Taipei 10617, Taiwan*
- ⁷² *National United University, Miao Li 36003, Taiwan*
- ⁷³ *H. Niewodniczanski Institute of Nuclear Physics, Krakow 31-342, Poland*
- ⁷⁴ *Niigata University, Niigata 950-2181, Japan*
- ⁷⁵ *Novosibirsk State University, Novosibirsk 630090, Russian Federation*
- ⁷⁶ *Okinawa Institute of Science and Technology, Okinawa 904-0495, Japan*
- ⁷⁷ *Osaka City University, Osaka 558-8585, Japan*
- ⁷⁸ *Research Center for Nuclear Physics, Osaka University, Osaka 567-0047, Japan*
- ⁷⁹ *Pacific Northwest National Laboratory, Richland, Washington 99352, U.S.A.*
- ⁸⁰ *Panjab University, Chandigarh 160014, India*
- ⁸¹ *Peking University, Beijing 100871, China*
- ⁸² *Punjab Agricultural University, Ludhiana 141004, India*
- ⁸³ *Meson Science Laboratory, Cluster for Pioneering Research, RIKEN, Saitama 351-0198, Japan*
- ⁸⁴ *Seoul National University, Seoul 08826, South Korea*
- ⁸⁵ *Showa Pharmaceutical University, Tokyo 194-8543, Japan*
- ⁸⁶ *Soochow University, Suzhou 215006, China*
- ⁸⁷ *Soongsil University, Seoul 06978, South Korea*
- ⁸⁸ *J. Stefan Institute, 1000 Ljubljana, Slovenia*
- ⁸⁹ *Taras Shevchenko National Univ. of Kiev, Kiev, Ukraine*
- ⁹⁰ *Tata Institute of Fundamental Research, Mumbai 400005, India*
- ⁹¹ *Department of Physics, Technische Universität München, 85748 Garching, Germany*
- ⁹² *Tel Aviv University, School of Physics and Astronomy, Tel Aviv, 69978, Israel*
- ⁹³ *Toho University, Funabashi 274-8510, Japan*
- ⁹⁴ *Department of Physics, Tohoku University, Sendai 980-8578, Japan*
- ⁹⁵ *Tokyo Institute of Technology, Tokyo 152-8550, Japan*
- ⁹⁶ *Tokyo Metropolitan University, Tokyo 192-0397, Japan*
- ⁹⁷ *Universidad Autonoma de Sinaloa, Sinaloa 80000, Mexico*
- ⁹⁸ *Dipartimento di Scienze Fisiche, Università di Napoli Federico II, I-80126 Napoli, Italy*
- ⁹⁹ *Dipartimento di Fisica e Astronomia, Università di Padova, I-35131 Padova, Italy*
- ¹⁰⁰ *Dipartimento di Fisica, Università di Perugia, I-06123 Perugia, Italy*
- ¹⁰¹ *Dipartimento di Fisica, Università di Pisa, I-56127 Pisa, Italy*
- ¹⁰² *Università di Roma "La Sapienza," I-00185 Roma, Italy*
- ¹⁰³ *Dipartimento di Matematica e Fisica, Università di Roma Tre, I-00146 Roma, Italy*
- ¹⁰⁴ *Dipartimento di Fisica, Università di Torino, I-10125 Torino, Italy*
- ¹⁰⁵ *Dipartimento di Fisica, Università di Trieste, I-34127 Trieste, Italy*
- ¹⁰⁶ *Université de Montréal, Physique des Particules, Montréal, Québec, H3C 3J7, Canada*
- ¹⁰⁷ *Université Paris-Saclay, CNRS/IN2P3, IJCLab, 91405 Orsay, France*
- ¹⁰⁸ *Université de Strasbourg, CNRS, IPHC, UMR 7178, 67037 Strasbourg, France*
- ¹⁰⁹ *Department of Physics, University of Adelaide, Adelaide, South Australia 5005, Australia*
- ¹¹⁰ *University of Bonn, 53115 Bonn, Germany*
- ¹¹¹ *University of British Columbia, Vancouver, British Columbia, V6T 1Z1, Canada*

- ¹¹² *University of Cincinnati, Cincinnati, Ohio 45221, U.S.A.*
- ¹¹³ *University of Florida, Gainesville, Florida 32611, U.S.A.*
- ¹¹⁴ *University of Hawaii, Honolulu, Hawaii 96822, U.S.A.*
- ¹¹⁵ *University of Heidelberg, 68131 Mannheim, Germany*
- ¹¹⁶ *Faculty of Mathematics and Physics, University of Ljubljana, 1000 Ljubljana, Slovenia*
- ¹¹⁷ *University of Louisville, Louisville, Kentucky 40292, U.S.A.*
- ¹¹⁸ *National Centre for Particle Physics, University Malaya, 50603 Kuala Lumpur, Malaysia*
- ¹¹⁹ *University of Maribor, 2000 Maribor, Slovenia*
- ¹²⁰ *School of Physics, University of Melbourne, Victoria 3010, Australia*
- ¹²¹ *University of Mississippi, University, Mississippi 38677, U.S.A.*
- ¹²² *University of Miyazaki, Miyazaki 889-2192, Japan*
- ¹²³ *University of Pittsburgh, Pittsburgh, Pennsylvania 15260, U.S.A.*
- ¹²⁴ *University of Science and Technology of China, Hefei 230026, China*
- ¹²⁵ *University of South Alabama, Mobile, Alabama 36688, U.S.A.*
- ¹²⁶ *University of South Carolina, Columbia, South Carolina 29208, U.S.A.*
- ¹²⁷ *School of Physics, University of Sydney, New South Wales 2006, Australia*
- ¹²⁸ *Department of Physics, University of Tokyo, Tokyo 113-0033, Japan*
- ¹²⁹ *Kavli Institute for the Physics and Mathematics of the Universe (WPI), University of Tokyo, Kashiwa 277-8583, Japan*
- ¹³⁰ *University of Victoria, Victoria, British Columbia, V8W 3P6, Canada*
- ¹³¹ *Virginia Polytechnic Institute and State University, Blacksburg, Virginia 24061, U.S.A.*
- ¹³² *Wayne State University, Detroit, Michigan 48202, U.S.A.*
- ¹³³ *Yamagata University, Yamagata 990-8560, Japan*
- ¹³⁴ *Alikhanyan National Science Laboratory, Yerevan 0036, Armenia*
- ¹³⁵ *Yonsei University, Seoul 03722, South Korea*

Abstract

We report on first measurements of branching fractions (\mathcal{B}) and CP-violating charge asymmetries (\mathcal{A}) in charmless B decays at Belle II. We use a sample of electron-positron collisions collected in 2019 and 2020 at the $\Upsilon(4S)$ resonance and corresponding to 34.6 fb^{-1} of integrated luminosity. We use simulation to determine optimized event selections. The ΔE distributions of the resulting samples, restricted in M_{bc} , are fit to determine signal yields ranging from 35 to 450 decays for the channels $B^0 \rightarrow K^+\pi^-$, $B^+ \rightarrow K^+\pi^0$, $B^+ \rightarrow K_S^0\pi^+$, $B^0 \rightarrow K_S^0\pi^0$, $B^0 \rightarrow \pi^+\pi^-$, $B^+ \rightarrow \pi^+\pi^0$, $B^+ \rightarrow K^+K^-K^+$, and $B^+ \rightarrow K^+\pi^-\pi^+$. Signal yields are corrected for efficiencies determined from simulation and control data samples to obtain the following results:

$$\begin{aligned}
 \mathcal{B}(B^0 \rightarrow K^+\pi^-) &= [18.9 \pm 1.4(\text{stat}) \pm 1.0(\text{syst})] \times 10^{-6}, \\
 \mathcal{B}(B^+ \rightarrow K^+\pi^0) &= [12.7_{-2.1}^{+2.2}(\text{stat}) \pm 1.1(\text{syst})] \times 10^{-6}, \\
 \mathcal{B}(B^+ \rightarrow K^0\pi^+) &= [21.8_{-3.0}^{+3.3}(\text{stat}) \pm 2.9(\text{syst})] \times 10^{-6}, \\
 \mathcal{B}(B^0 \rightarrow K^0\pi^0) &= [10.9_{-2.6}^{+2.9}(\text{stat}) \pm 1.6(\text{syst})] \times 10^{-6}, \\
 \mathcal{B}(B^0 \rightarrow \pi^+\pi^-) &= [5.6_{-0.9}^{+1.0}(\text{stat}) \pm 0.3(\text{syst})] \times 10^{-6}, \\
 \mathcal{B}(B^+ \rightarrow \pi^+\pi^0) &= [5.7 \pm 2.3(\text{stat}) \pm 0.5(\text{syst})] \times 10^{-6}, \\
 \mathcal{B}(B^+ \rightarrow K^+K^-K^+) &= [32.0 \pm 2.2(\text{stat.}) \pm 1.4(\text{syst})] \times 10^{-6}, \\
 \mathcal{B}(B^+ \rightarrow K^+\pi^-\pi^+) &= [48.0 \pm 3.8(\text{stat}) \pm 3.3(\text{syst})] \times 10^{-6}, \\
 \mathcal{A}_{\text{CP}}(B^0 \rightarrow K^+\pi^-) &= 0.030 \pm 0.064(\text{stat}) \pm 0.008(\text{syst}), \\
 \mathcal{A}_{\text{CP}}(B^+ \rightarrow K^+\pi^0) &= 0.052_{-0.119}^{+0.121}(\text{stat}) \pm 0.022(\text{syst}), \\
 \mathcal{A}_{\text{CP}}(B^+ \rightarrow K^0\pi^+) &= -0.072_{-0.114}^{+0.109}(\text{stat}) \pm 0.024(\text{syst}), \\
 \mathcal{A}_{\text{CP}}(B^+ \rightarrow \pi^+\pi^0) &= -0.268_{-0.322}^{+0.249}(\text{stat}) \pm 0.123(\text{syst}), \\
 \mathcal{A}_{\text{CP}}(B^+ \rightarrow K^+K^-K^+) &= -0.049 \pm 0.063(\text{stat}) \pm 0.022(\text{syst}), \text{ and} \\
 \mathcal{A}_{\text{CP}}(B^+ \rightarrow K^+\pi^-\pi^+) &= -0.063 \pm 0.081(\text{stat}) \pm 0.023(\text{syst}).
 \end{aligned}$$

These are the first measurements in charmless decays reported by Belle II. Results are compatible with known determinations and show detector performance comparable with the best Belle results offering a reliable basis to assess projections for future reach.

1. INTRODUCTION AND MOTIVATION

The study of charmless B decays is a keystone of the worldwide flavor program. Processes mediated by $b \rightarrow u\bar{u}d$ transitions offer direct access to the unitarity angle ϕ_2/α and probe contributions of non-standard-model dynamics in loops. However, reliable extraction of weak phases and unambiguous interpretation of measurements involving loop amplitudes is spoiled by large hadronic uncertainties, which are rarely tractable in perturbative calculations. Appropriately chosen combinations of measurements from decay modes related by flavor symmetries are used to reduce the impact of such unknowns. An especially fruitful approach consists in combining measurements of decays related by isospin symmetries. For instance, the combined analysis of branching fractions and CP-violating asymmetries of the whole set of $B \rightarrow \pi\pi$ isospin partners (with B and π charged or neutral) enables a determination of ϕ_2/α [1]. Similarly, isospin constraints between $B \rightarrow K\pi$ decays result in simple additive relationships between branching fractions and CP-violating asymmetries, which may offer a stringent null test of the standard model sensible to the presence of non-SM dynamics [2].

The Belle II physics program, featuring the *unique* capability of studying jointly, and within a consistent experimental environment, all relevant two-, three-, and multi-body final states is therefore particularly promising. This ability can enable significant advances, including an improved determination of the quark-mixing-matrix angle ϕ_2/α , a conclusive understanding of long-standing anomalies such as the so-called $K\pi$ CP-puzzle, and a thorough investigation of charge-parity-violating asymmetries localized in the phase space of three-body B decays.

The Belle II detector, complete with its vertex detector, started its collision operations on March 11 2019 and continued until July 1, 2020. The sample of electron-positron collisions used in this work corresponds to an integrated luminosity of 34.6 fb^{-1} [3] and was collected at the $\Upsilon(4S)$ resonance as of May 14, 2020. This document reports on the first measurement of branching fractions and CP-violating charge asymmetries in charmless decays at Belle II, which follows the first reconstruction of charmless B decays in Belle II data [4, 5].

We focus on two- and three-body charmless decays with branching fractions of 10^{-6} , or larger, into final states sufficiently simple to obtain visible signals in the current data set with a relatively straightforward reconstruction. The target decay modes are $B^0 \rightarrow K^+\pi^-$, $B^+ \rightarrow K^+\pi^0(\rightarrow \gamma\gamma)$, $B^+ \rightarrow K_S^0(\rightarrow \pi^+\pi^-)\pi^+$, $B^0 \rightarrow K_S^0(\rightarrow \pi^+\pi^-)\pi^0(\rightarrow \gamma\gamma)$, $B^0 \rightarrow \pi^+\pi^-$, $B^+ \rightarrow \pi^+\pi^0(\rightarrow \gamma\gamma)$, $B^+ \rightarrow K^+K^-K^+$, and $B^+ \rightarrow K^+\pi^-\pi^+$. Charge-conjugate processes are implied in what follows except when otherwise stated.

The reconstruction strategy and procedures are developed and finalized in simulated data. They are then applied and refined on a data subset corresponding to 1/4 of the sample prior to applying it to the full sample. Most of the analysis uses the following variables, which are known to be strongly discriminating between B signal and background from $e^+e^- \rightarrow q\bar{q}$ continuum events, where q indicates any quark of the first or second family (i.e., u , d , s , and c), and (in the case of ΔE) background from non-signal B decays:

- the energy difference $\Delta E \equiv E_B^* - \sqrt{s}/2$ between the total energy of the reconstructed B candidate and half of the collision energy, both in the $\Upsilon(4S)$ frame;
- the beam-energy-constrained mass $M_{bc} \equiv \sqrt{s/(4c^4) - (p_B^*/c)^2}$, which is the invariant mass of the B candidate where the B energy is replaced by the (more precisely known) half of the center-of-mass collision energy.

2. THE BELLE II DETECTOR

Belle II is a 4π particle-physics spectrometer [6, 7], designed to reconstruct the products of electron-positron collisions produced by the SuperKEKB asymmetric-energy collider [8], located at the KEK laboratory in Tsukuba, Japan. Belle II comprises several subdetectors arranged around the interaction space-point in a cylindrical geometry. The innermost subdetector is the vertex detector, which uses position-sensitive silicon layers to sample the trajectories of charged particles (tracks) in the vicinity of the interaction region to extrapolate the decay positions of their long-lived parent particles. The vertex detector includes two inner layers of silicon pixel sensors and four outer layers of silicon microstrip sensors. The second pixel layer is currently incomplete and covers only a small portion of azimuthal angle. Charged-particle momenta and charges are measured by a large-radius, helium-ethane, small-cell central drift chamber, which also offers charged-particle-identification information through a measurement of particles' energy-loss by specific ionization. A Cherenkov-light angle and time-of-propagation detector surrounding the chamber provides charged-particle identification in the central detector volume, supplemented by proximity-focusing, aerogel, ring-imaging Cherenkov detectors in the forward regions. A CsI(Tl)-crystal electromagnetic calorimeter allows for energy measurements of electrons and photons. A solenoid surrounding the calorimeter generates a uniform axial 1.5 T magnetic field filling its inner volume. Layers of plastic scintillator and resistive-plate chambers, interspersed between the magnetic flux-return iron plates, allow for identification of K_L^0 and muons. The subdetectors most relevant for this work are the silicon vertex detector, the tracking drift chamber, the particle-identification detectors, and the electromagnetic calorimeter.

3. SELECTION AND RECONSTRUCTION

We reconstruct the two-body decays

- $B^0 \rightarrow K^+ \pi^-$,
- $B^+ \rightarrow K^+ \pi^0 (\rightarrow \gamma\gamma)$,
- $B^+ \rightarrow K_S^0 (\rightarrow \pi^+ \pi^-) \pi^+$,
- $B^0 \rightarrow K_S^0 (\rightarrow \pi^+ \pi^-) \pi^0 (\rightarrow \gamma\gamma)$
- $B^0 \rightarrow \pi^+ \pi^-$,
- $B^+ \rightarrow \pi^+ \pi^0 (\rightarrow \gamma\gamma)$,

and three-body decays

- $B^+ \rightarrow K^+ K^- K^+$,
- $B^+ \rightarrow K^+ \pi^+ \pi^-$.

In addition, we use the control channels

- $B^+ \rightarrow \bar{D}^0 (\rightarrow K^+ \pi^- \pi^0) \pi^+$,

- $B^+ \rightarrow \bar{D}^0 (\rightarrow K^+ \pi^-) \pi^+$,
- $B^0 \rightarrow D^{*-} (\rightarrow \bar{D}^0 (\rightarrow K^+ \pi^- \pi^0) \pi^-) \pi^+$,
- $B^0 \rightarrow D^{*-} (\rightarrow \bar{D}^0 (\rightarrow K^+ \pi^-) \pi^-) \pi^+$,
- $D^+ \rightarrow K_S^0 \pi^+$,
- $D^0 \rightarrow K^- \pi^+$,

for validation of continuum-suppression discriminating variables; optimization of the π^0 selection; determination of π^0 selection efficiency; assessment of data-simulation discrepancies in the distributions of drift-chamber hits, particle-identification likelihoods, and continuum-background suppression variables; and determination of instrumental asymmetries.

3.1. Simulated and experimental data

We use generic simulated data to optimize the event selection and compare the distributions observed in experimental data with expectations. We use signal-only simulated data to model relevant signal features for fits and determine selection efficiencies. Generic simulation consists of Monte Carlo samples that include $B^0 \bar{B}^0$, $B^+ B^-$, $u\bar{u}$, $d\bar{d}$, $c\bar{c}$, and $s\bar{s}$ processes in realistic proportions and corresponding in size to 2–20 times the $\Upsilon(4S)$ data. In addition, 2×10^6 signal-only events are generated for each channel [9]. Three-body decays are generated assuming a simplified Dalitz plot structure where major resonances are present but no interferences are simulated.

As for experimental data, we use all 2019–2020 $\Upsilon(4S)$ good-quality runs collected until May 14, 2020 and corresponding to an integrated luminosity of 34.6 fb^{-1} . All events are required to satisfy loose data-skim selection criteria, based on total energy and charged-particle multiplicity in the event, targeted at reducing sample sizes to a manageable level with negligible impact on signal efficiency. All data are processed using the Belle II analysis software framework [10].

3.2. Reconstruction and baseline selection

We form final-state particle candidates by applying loose baseline selection criteria and then combine candidates in kinematic fits consistent with the topologies of the desired decays to reconstruct intermediate states and B candidates.

We reconstruct charged pion and kaon candidates by starting from the most inclusive charged-particle classes and by requiring fiducial criteria that restrict them to the full polar-angle acceptance in the central drift chamber ($17^\circ < \theta < 150^\circ$) and to loose ranges of displacement from the nominal interaction space-point (radial displacement $|dr| < 0.5 \text{ cm}$ and longitudinal displacement $|dz| < 3 \text{ cm}$) to reduce beam-background-induced tracks, which do not originate from the interaction region preferably. We reconstruct neutral-pion candidates by combining photons with energies greater than about 20 MeV in pairs restricted in diphoton mass and excluding extreme helicity-angle values to suppress combinatorial background from collinear soft photons. The mass of the π^0 candidates is constrained to its known value in subsequent kinematic fits. For K_S^0 reconstruction, we use pairs of oppositely charged

particles that originate from a common space-point and have dipion mass consistent with a K_S^0 . To reduce combinatorial background, we apply additional requirements, dependent on K_S^0 momentum, on the distance between trajectories of the two charged-pion candidates, the K_S^0 flight distance, and the angle between the pion-pair momentum and the direction of the K_S^0 flight.

The resulting K^+ , π^+ , π^0 , and K_S^0 candidates are combined through kinematic simultaneous fits of the whole decay chain into each of our target signal channels, consistent with the desired topology. A constraint on the position of the interaction region is used in fits of candidates with a final-state π^0 . In addition, we reconstruct the vertex of the accompanying tag-side B mesons using all tracks in the tag-side and identify the flavor, which is used as input to the continuum-background discriminator, using a category-based flavor tagger [11]. The reconstruction of the control channels is conceptually similar.

Simulation is used to identify and suppress contamination from peaking backgrounds, that is, misreconstructed events clustering in the signal region $M_{bc} > 5.27 \text{ GeV}/c^2$ and $-0.15 < \Delta E < 0.15 \text{ GeV}$.

Sizable peaking backgrounds affect the $B^0 \rightarrow K^+K^-K^+$ and $B^+ \rightarrow K^+\pi^-\pi^+$ samples. Dominant $B^0 \rightarrow \bar{D}^0(\rightarrow K^+K^-)K^+$, $B^0 \rightarrow \eta_c(\rightarrow K^+K^-)K^+$, and $B^0 \rightarrow \chi_{c1}(\rightarrow K^+K^-)K^+$ contributions to the $B^0 \rightarrow K^+K^-K^+$ sample are suppressed by excluding the two-body mass ranges $1.84 < m(K^+K^-) < 1.88 \text{ GeV}/c^2$, $2.94 < m(K^+K^-) < 3.05 \text{ GeV}/c^2$, and $3.50 < m(K^+K^-) < 3.54 \text{ GeV}/c^2$, respectively.

The $B^+ \rightarrow K^+\pi^-\pi^+$ channel is contaminated by B decays proceeding through charmed intermediate states, such as $B^+ \rightarrow \bar{D}^0(\rightarrow K^+\pi^-)\pi^+$, $B^+ \rightarrow \eta_c(\rightarrow \pi^+\pi^-)K^+$, $B^+ \rightarrow \chi_{c1}(\rightarrow \pi^+\pi^-)K^+$, and $B^+ \rightarrow \eta_c(2S)(\rightarrow \pi^+\pi^-)K^+$, and intermediate resonances decaying to muons misidentified as pions such as $B^+ \rightarrow J/\psi(\rightarrow \mu^+\mu^-)K^+$ and $B^+ \rightarrow \psi(2S)(\rightarrow \mu^+\mu^-)K^+$. These are suppressed by excluding the two-body mass ranges $1.8 < m(K^+\pi^-) < 1.92 \text{ GeV}/c^2$, $0.93 < m(\pi^+\pi^-) < 3.15 \text{ GeV}/c^2$, $3.45 < m(\pi^+\pi^-) < 3.525 \text{ GeV}/c^2$, $62 < m(\pi^+\pi^-) < 3.665 \text{ GeV}/c^2$, $3.67 < m(\pi^+\pi^-) < 3.72 \text{ GeV}/c^2$. In addition, we veto the genuine charmless $B^+ \rightarrow K^*(892)^0\pi^+$ subcomponent by excluding candidates with $0.82 < m(K^+\pi^-) < 0.98 \text{ GeV}/c^2$ to be able to compare our results consistently with the branching fraction reported in Ref. [12] where this component is not included.

3.3. Continuum suppression

The main challenge in reconstructing significant charmless signals is the large contamination from continuum background. To discriminate against such background, we use a binary boosted decision-tree classifier that combines nonlinearly 39 variables known to provide statistical discrimination between B -meson signals and continuum and to be loosely correlated, or uncorrelated, with ΔE and M_{bc} . The variables include quantities associated to event topology (global and signal-only angular configurations), flavor-tagger information, vertex separation and uncertainty information, and kinematic-fit quality information. We train the classifier to identify statistically significant signal and background features using unbiased simulated samples.

We validate the input and output distributions of the classifier by comparing data with simulation using control samples. Figure 1 shows the distribution of the output for $B^+ \rightarrow \bar{D}^0(\rightarrow K^+\pi^-)\pi^+$ candidates reconstructed in data and simulation. No inconsistency is observed.

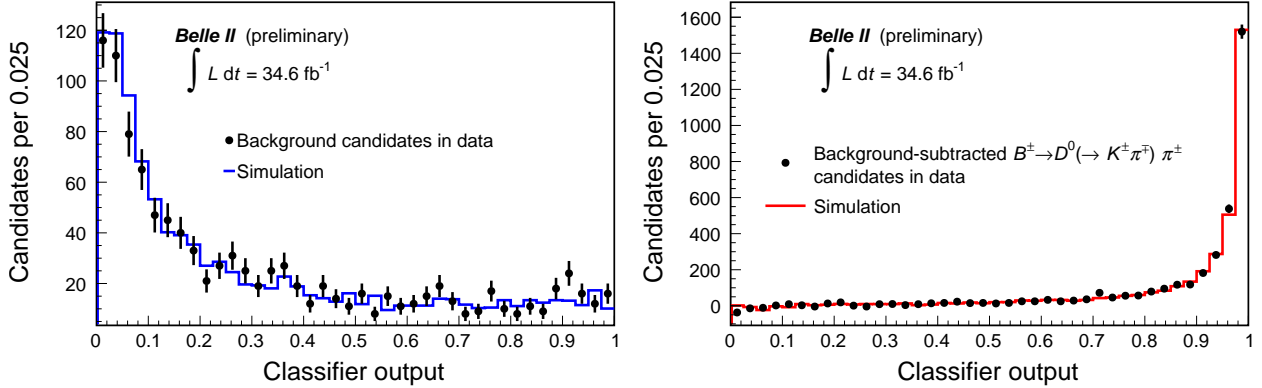


FIG. 1. Data-simulation comparison of the output of the boosted decision-tree classifier on (left) side-band and (right) side-band-subtracted $B^+ \rightarrow \bar{D}^0(\rightarrow K^+\pi^-)\pi^+$ candidates in the signal region.

4. OPTIMIZATION OF THE SIGNAL SELECTION

For each channel, we optimize the selection to isolate abundant, low-background signals using simulated and control-sample data. We vary the selection criteria on continuum-suppression output, charged-particle identification information, and choice of π^0 (when appropriate) to maximize $S/\sqrt{S+B}$, where S and B are signal and background yields, respectively, estimated in the same signal-rich region used in the analysis. Continuum-suppression and particle-identification requirements are optimized simultaneously using simulated data. The π^0 selection is optimized independently by using control $B^+ \rightarrow \bar{D}^0(\rightarrow K^+\pi^-\pi^0)\pi^+$ decays in which S is the $B^+ \rightarrow \bar{D}^0(\rightarrow K^+\pi^-\pi^0)\pi^+$ signal yield, scaled to the expected $B^+ \rightarrow K^+\pi^0$ yield, and B is the background observed in an M_{bc} sideband of $B^+ \rightarrow K^+\pi^0$.

5. DETERMINATION OF SIGNAL YIELDS

More than one candidate per event populates the resulting ΔE distributions, with average multiplicities ranging from 1.0 to 1.2. We restrict to one candidate per event as follows. For channels with π^0 , we first select the π^0 candidate with the highest p -value of the mass-constrained diphoton fit. If more than one candidate remains, and for all other channels, we select a single B candidate randomly.

Signal yields are determined with maximum likelihood fits of the unbinned ΔE distributions of candidates restricted to the signal region $M_{bc} > 5.27 \text{ GeV}/c^2$ and $-0.15 < \Delta E < 0.15 \text{ GeV}$. Fit models are determined empirically from simulation, with the only additional flexibility of a global shift of peak positions determined in data when suggested by likelihood-ratio tests. Because of the small sample size, in fits of $B^0 \rightarrow K_S^0\pi^0$ candidates the global shift is Gaussian-constrained to the value observed in $B^+ \rightarrow K^+\pi^0$ candidates. Similarly, the $B^+ \rightarrow K^+\pi^0$ and $B^+ \rightarrow \pi^+\pi^0$ yields are determined through a simultaneous fit of two independent data sets.

We use the sum of a single or double Gaussian and a Crystal Ball model [13] for all signals and exponential or straight-line functions, with parameters determined in data, for continuum backgrounds. We model subleading charmless signals arising from misidentifica-

tion of final-state particles, or $B \rightarrow DX$ signals escaping our vetoes with simplifications of the shapes used for signal (Gaussian, or a Gaussian plus Crystal Ball). The normalizations of such components are determined by the fit for misidentified final states or Gaussian-constrained from simulation otherwise. We use sums of Gaussian functions or kernel-density estimated models constrained from simulation for inclusive $B\bar{B}$ backgrounds. The ΔE distributions with fit projections overlaid are shown in Figs. 2–9. Prominent narrow signals are visible overlapping smooth backgrounds dominated by continuum. Final states including a π^0 show a low- ΔE tail, due to resolution effects in π^0 reconstruction. Subleading signals from kinematically similar misreconstructed decays are visible in the $B^0 \rightarrow K^+\pi^-$, $B^0 \rightarrow \pi^+\pi^-$, and $B^+ \rightarrow K^+\pi^-\pi^-$ decays.

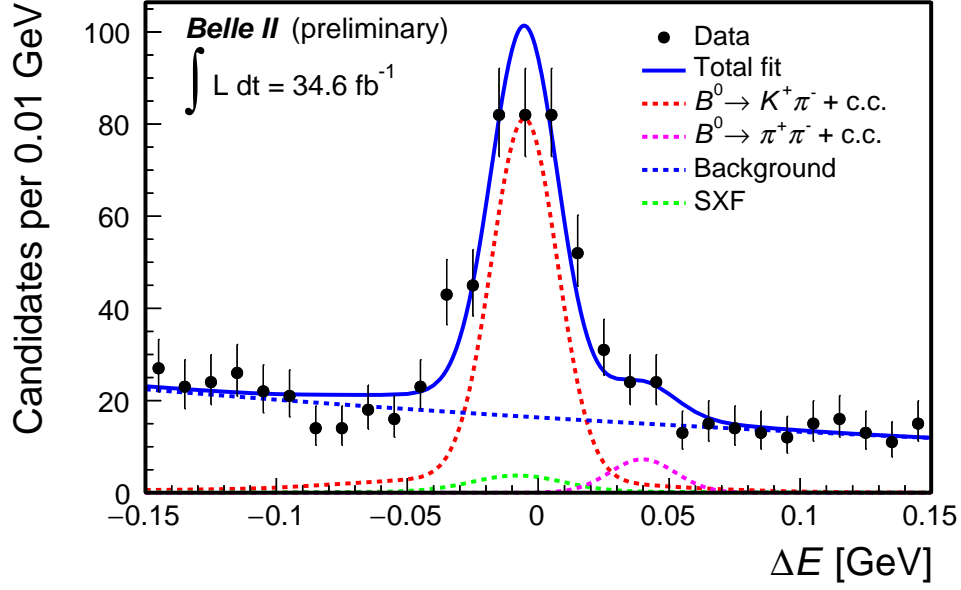


FIG. 2. Distribution of ΔE for $B^0 \rightarrow K^+ \pi^-$ candidates reconstructed in 2019–2020 Belle II data selected through the baseline criteria with an optimized continuum-suppression and kaon-enriching selection, and further restricted to $M_{bc} > 5.27 \text{ GeV}/c^2$. A misreconstructed $\pi^+ \pi^-$ component modeled with a Gaussian is included with a displacement from the $K^+ \pi^-$ peak fixed to the known value. The global position of the two peaks is determined by the fit. The ‘SxF’(self cross-feed) label indicate candidates formed by misidentified (swapped mass assignments) signal particles. The projection of an unbinned maximum likelihood fit is overlaid.

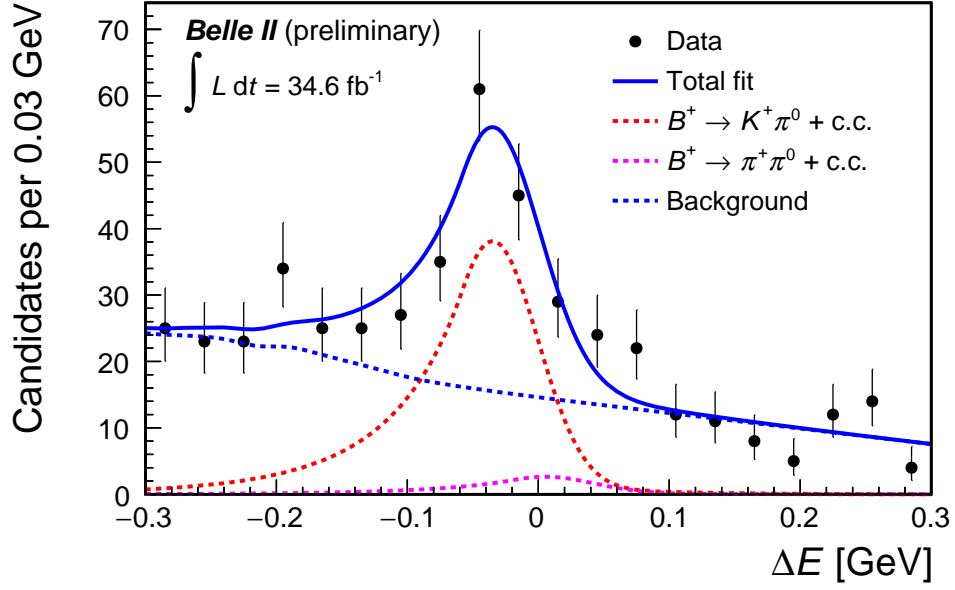


FIG. 3. Distribution of ΔE for $B^+ \rightarrow K^+\pi^0$ candidates reconstructed in 2019–2020 Belle II data selected through the baseline criteria with an optimized continuum-suppression and kaon-enriching selection, and further restricted to $M_{bc} > 5.27 \text{ GeV}/c^2$. The projection of an unbinned maximum likelihood fit is overlaid.

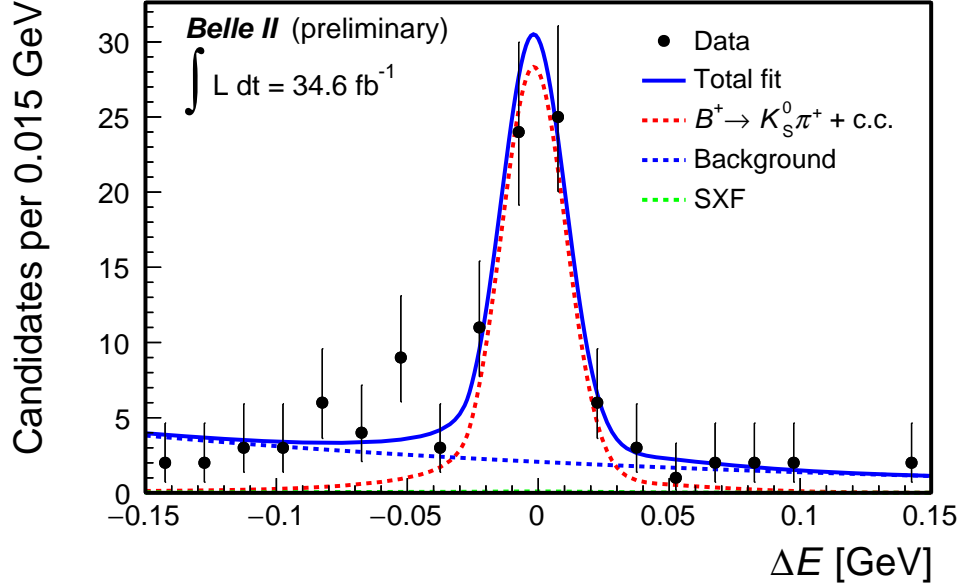


FIG. 4. Distribution of ΔE for $B^+ \rightarrow K_S^0\pi^+$ candidates reconstructed in 2019–2020 Belle II data selected through the baseline criteria with an optimized continuum-suppression and kaon-enriching selection, and further restricted to $M_{bc} > 5.27 \text{ GeV}/c^2$. The projection of an unbinned maximum likelihood fit is overlaid.

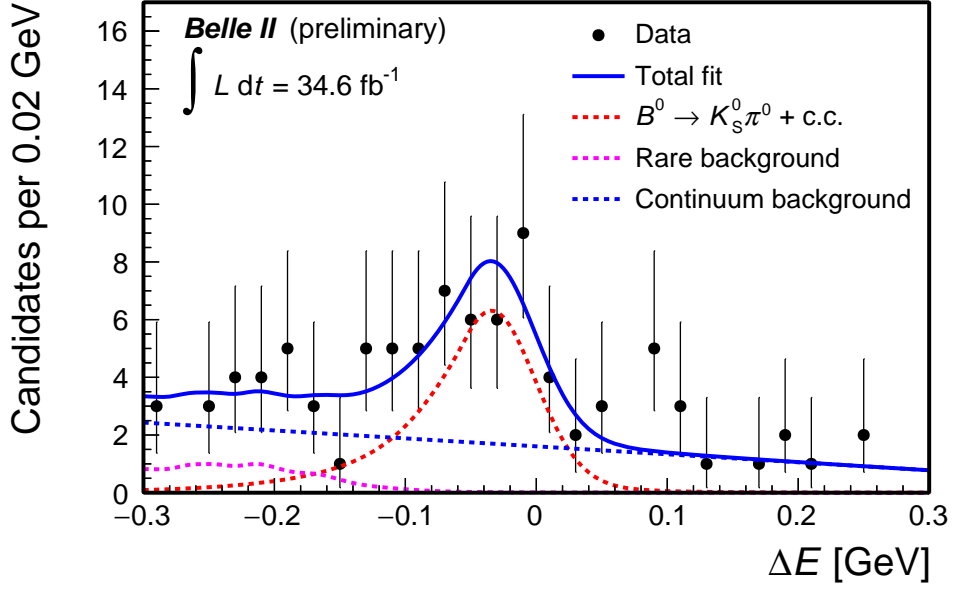


FIG. 5. Distribution of ΔE for $B^0 \rightarrow K_S^0 \pi^0$ candidates reconstructed in 2019–2020 Belle II data selected through the baseline criteria with an optimized continuum-suppression and kaon-enriching selection, and further restricted to $M_{bc} > 5.27 \text{ GeV}/c^2$. The ‘SxF’(self cross-feed) label indicate candidates formed by misidentified (swapped mass assignments) signal particles. The projection of an unbinned maximum likelihood fit is overlaid.

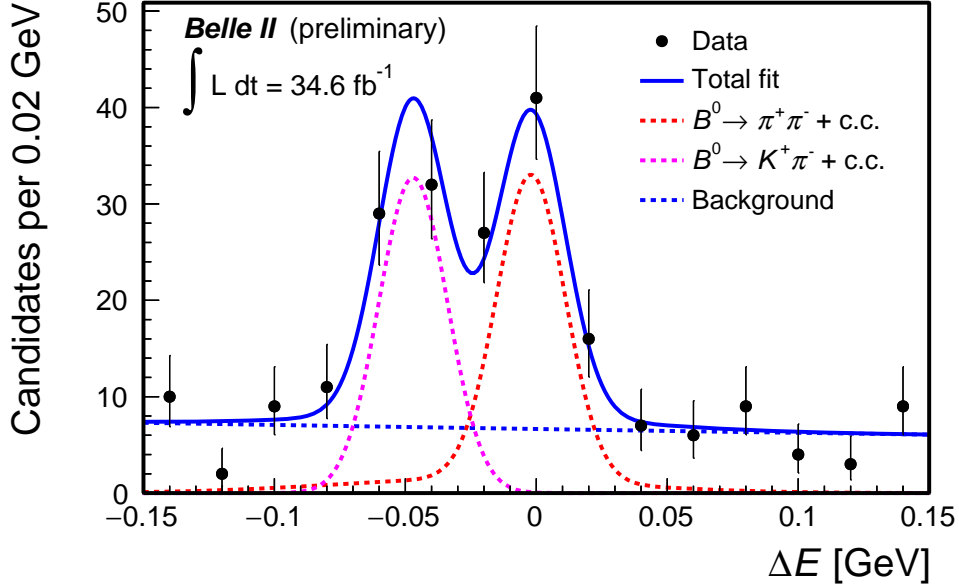


FIG. 6. Distribution of ΔE for $B^0 \rightarrow \pi^+ \pi^-$ candidates reconstructed in 2019–2020 Belle II data selected through the baseline criteria with an optimized continuum-suppression and kaon-enriching selection, and further restricted to $M_{bc} > 5.27 \text{ GeV}/c^2$. The projection of an unbinned maximum likelihood fit is overlaid.

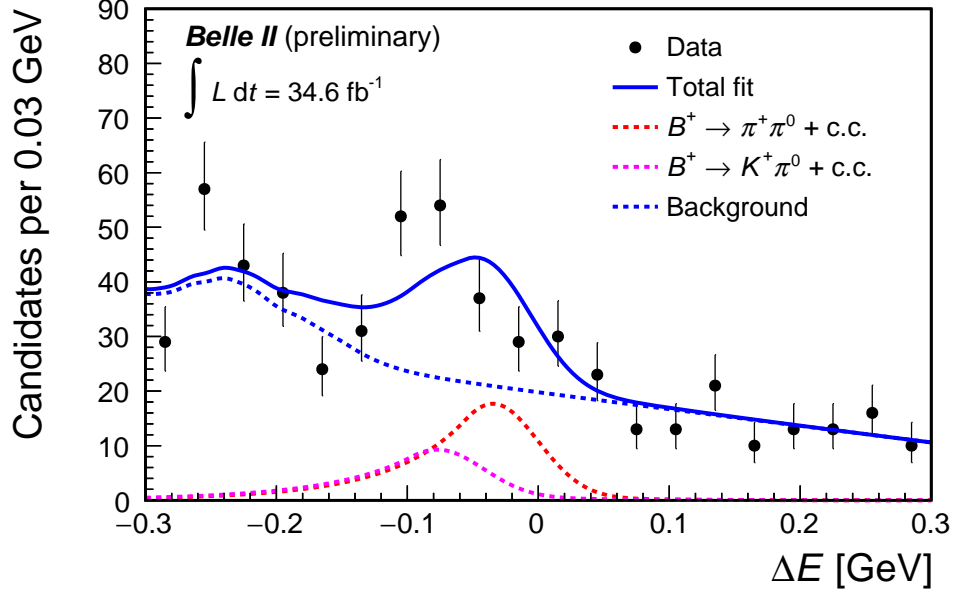


FIG. 7. Distribution of ΔE for $B^+ \rightarrow \pi^+\pi^0$ candidates reconstructed in 2019–2020 Belle II data selected through the baseline criteria with an optimized continuum-suppression and kaon-enriching selection, and further restricted to $M_{bc} > 5.27 \text{ GeV}/c^2$. The projection of an unbinned maximum likelihood fit is overlaid.

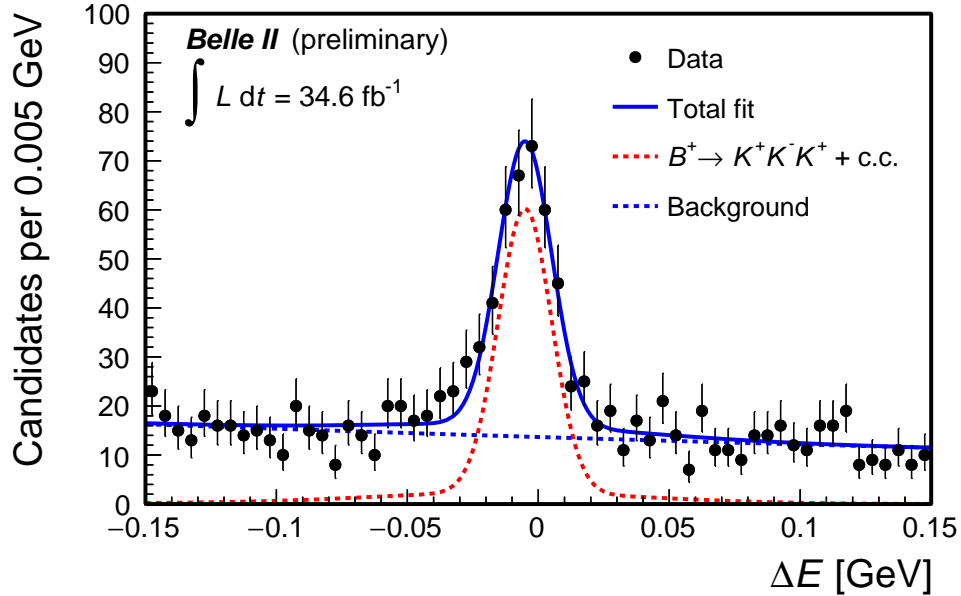


FIG. 8. Distribution of ΔE for $B^+ \rightarrow K^+K^-K^+$ candidates reconstructed in (left) simulated data and (right) 2019–2020 Belle II data, selected through the baseline criteria with an optimized continuum-suppression and kaon-enriching selection, further restricted to $M_{bc} > 5.27 \text{ GeV}/c^2$. The projection of an unbinned maximum likelihood fit is overlaid.

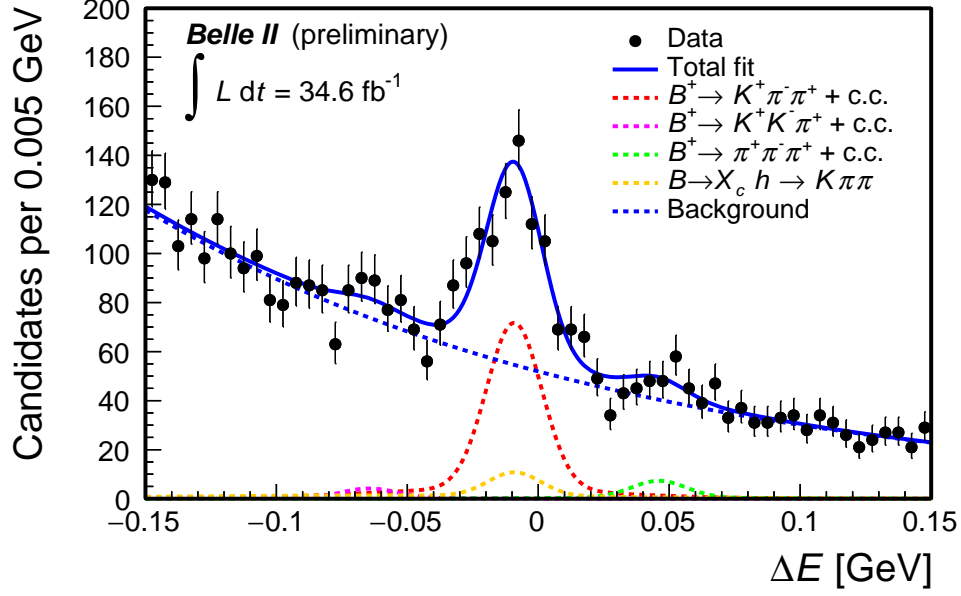


FIG. 9. Distribution of ΔE for $B^+ \rightarrow K^+ \pi^- \pi^+$ candidates reconstructed in 2019–2020 Belle II data, selected through the baseline criteria with an optimized continuum-suppression and kaon-enriching selection, further restricted to $M_{bc} > 5.27 \text{ GeV}/c^2$. Vetoes for peaking backgrounds are applied. Misreconstructed $K^+ K^- \pi^+$ and $\pi^+ \pi^- \pi^+$ components have the $K^+ \pi^- \pi^+$ shape and displacements from the $K^+ \pi^- \pi^+$ peak fixed to the known values. The global position of the three peaks is determined by the fit. The projection of an unbinned maximum likelihood fit is overlaid.

In addition, we use a nonextended likelihood to fit simultaneously the unbinned ΔE distributions of bottom and antibottom candidates decaying in flavor-specific final states for measurements of direct CP violation. We use the same signal and background models as used for branching-fraction measurements and use the raw partial-decay-rate asymmetry as a fit parameter,

$$\mathcal{A} = \frac{N(b) - N(\bar{b})}{N(b) + N(\bar{b})},$$

where N are signal yields and b (\bar{b}) indicates the meson containing a bottom (antibottom) quark. Charge-specific ΔE distributions are shown in Figs. 10–15 with fit projections overlaid.

Decay	Yield		Raw asymmetry
	B^+	B^-	
$B^0 \rightarrow K^+ \pi^-$	142 ± 13	147 ± 13	0.020 ± 0.064
$B^+ \rightarrow K^+ \pi^0$	69 ± 14	75 ± 15	$0.037^{+0.121}_{-0.119}$
$B^+ \rightarrow K_S^0 \pi^+$	35 ± 5	30^{+4}_{-5}	$-0.079^{+0.109}_{-0.114}$
$B^+ \rightarrow \pi^+ \pi^0$	43^{+19}_{-20}	24^{+13}_{-14}	$-0.275^{+0.249}_{-0.322}$
$B^+ \rightarrow K^+ K^- K^+$	191 ± 16	168 ± 16	-0.064 ± 0.063
$B^+ \rightarrow K^+ \pi^- \pi^+$	241 ± 26	206 ± 26	-0.078 ± 0.081

TABLE I. Summary of charge-specific signal yields for the measurement of CP-violating asymmetries in 2019–2020 Belle II data. Only the statistical contributions to the uncertainties are given here.

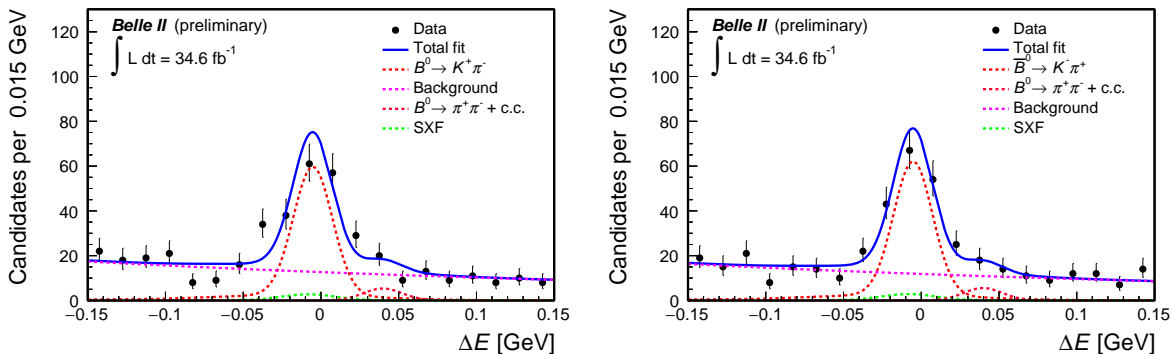


FIG. 10. Distributions of ΔE for (left) $B^0 \rightarrow K^+ \pi^-$ and (right) $\bar{B}^0 \rightarrow K^- \pi^+$ candidates reconstructed in 2019–2020 Belle II data selected through the baseline criteria with an optimized continuum-suppression and kaon-enriching selection, and further restricted to $M_{bc} > 5.27 \text{ GeV}/c^2$. The projection of an unbinned maximum likelihood fit to the charge asymmetry is overlaid.

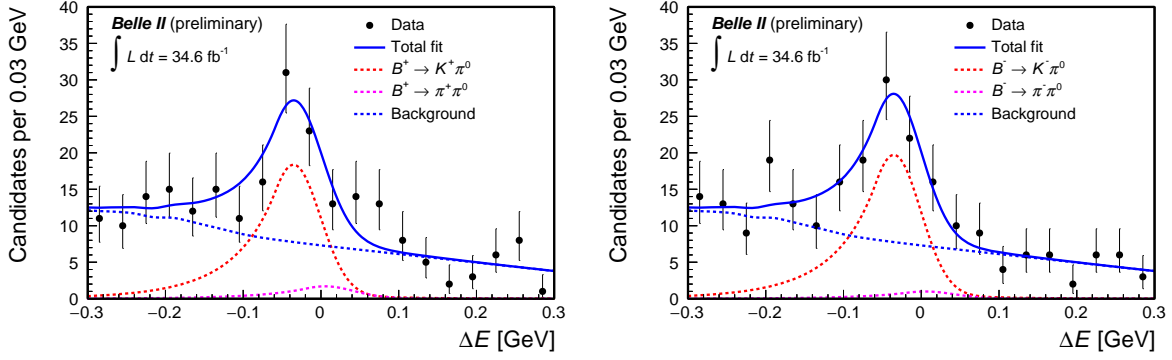


FIG. 11. Distributions of ΔE for (left) $B^+ \rightarrow K^+\pi^0$ and (right) $B^- \rightarrow K^-\pi^0$ candidates reconstructed in 2019–2020 Belle II data selected through the baseline criteria with an optimized continuum-suppression and kaon-enriching selection, and further restricted to $M_{bc} > 5.27 \text{ GeV}/c^2$. The projection of an unbinned maximum likelihood fit to the charge asymmetry is overlaid.

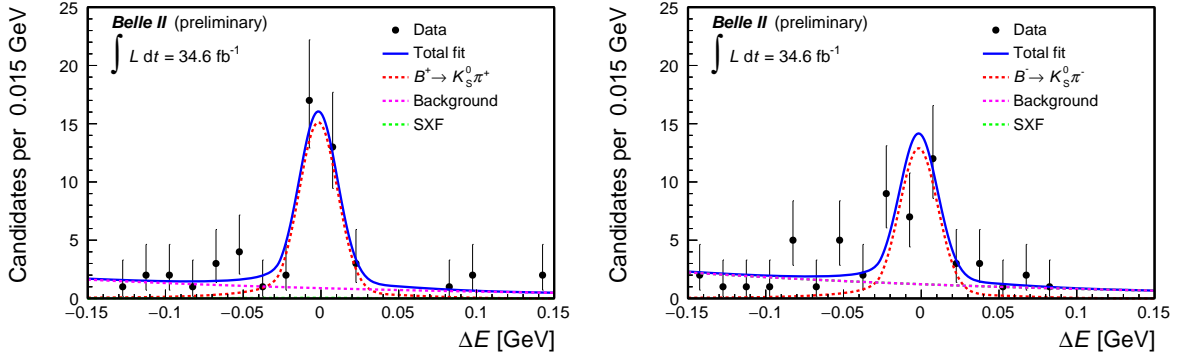


FIG. 12. Distributions of ΔE for (left) $B^+ \rightarrow K_S^0\pi^+$ and (right) $B^- \rightarrow K_S^0\pi^-$ candidates reconstructed in 2019–2020 Belle II data selected through the baseline criteria with an optimized continuum-suppression and kaon-enriching selection, and further restricted to $M_{bc} > 5.27 \text{ GeV}/c^2$. The projection of an unbinned maximum likelihood fit to the charge asymmetry is overlaid.

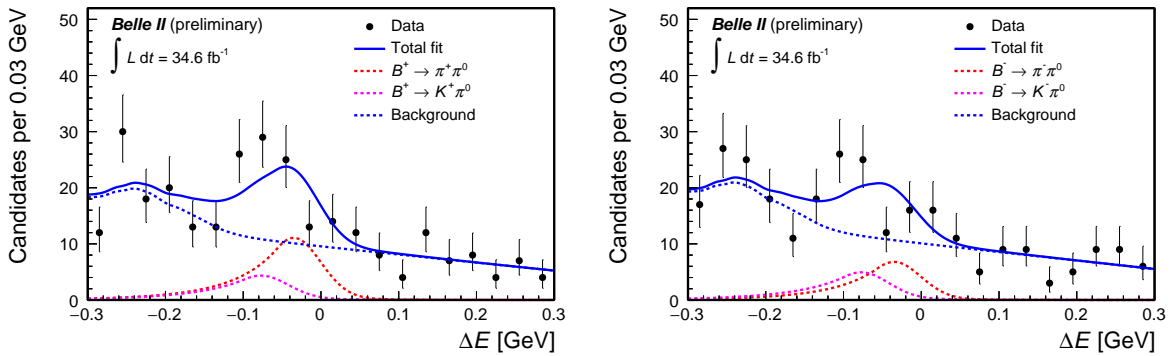


FIG. 13. Distributions of ΔE for (left) $B^+ \rightarrow \pi^+\pi^0$ and (right) $B^- \rightarrow \pi^-\pi^0$ candidates reconstructed in 2019–2020 Belle II data selected through the baseline criteria with an optimized continuum-suppression and kaon-enriching selection, and further restricted to $M_{bc} > 5.27 \text{ GeV}/c^2$. The projection of an unbinned maximum likelihood fit to the charge asymmetry is overlaid.

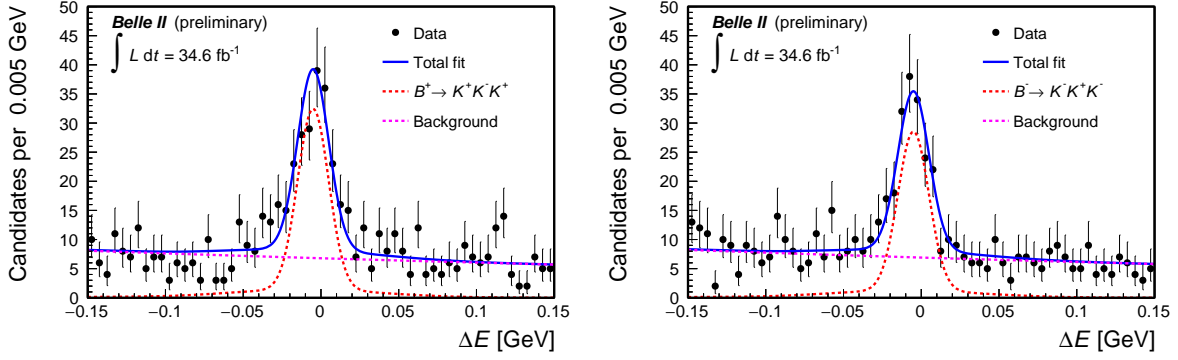


FIG. 14. Distributions of ΔE for (left) $B^+ \rightarrow K^+ K^- K^+$ and (right) $B^- \rightarrow K^- K^+ K^-$ candidates reconstructed in 2019–2020 Belle II data selected through the baseline criteria with an optimized continuum-suppression and kaon-enriching selection, and further restricted to $M_{bc} > 5.27 \text{ GeV}/c^2$. The projection of an unbinned maximum likelihood fit to the charge asymmetry is overlaid.

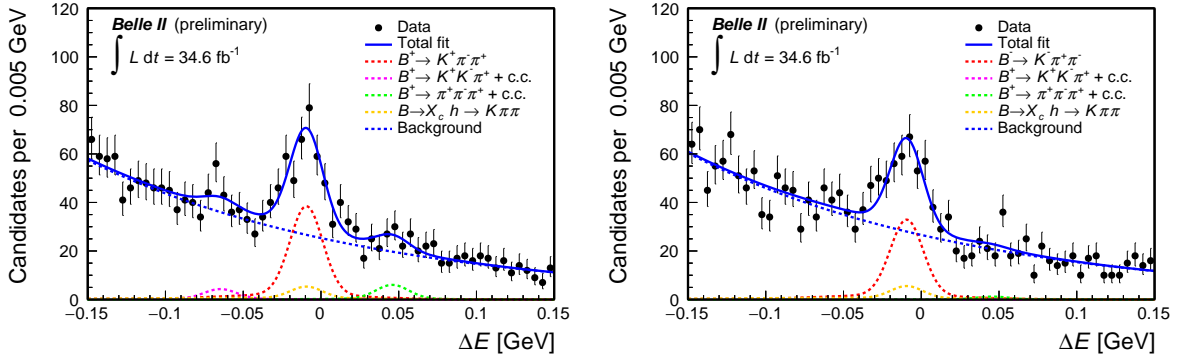


FIG. 15. Distributions of ΔE for (left) $B^+ \rightarrow K^+ \pi^- \pi^+$ and (right) $B^- \rightarrow K^- \pi^+ \pi^-$ candidates reconstructed in 2019–2020 Belle II data selected through the baseline criteria with an optimized continuum-suppression and kaon-enriching selection, and further restricted to $M_{bc} > 5.27 \text{ GeV}/c^2$. The projection of an unbinned maximum likelihood fit to the charge asymmetry is overlaid.

6. EFFICIENCIES AND CORRECTIONS

The raw event yields observed in data are corrected for selection and reconstruction effects to obtain physics quantities. For the measurements of branching fractions, we divide the observed yields by selection and reconstruction efficiencies. The efficiencies are determined from simulation and range between 22% and 41% with typical statistical uncertainties around 0.03%. For those factors of the efficiencies where simulation may not accurately model data, we perform dedicated checks on control samples of data and assess systematic uncertainties (see next section).

In measurements of CP-violating asymmetries, the observed charge-specific raw event yield asymmetries \mathcal{A} are in general due to the combination of genuine CP-violating effects in the decay dynamics and instrumental asymmetries due to differences in interaction or reconstruction probabilities between opposite-charge hadrons. Such combination is additive for small asymmetries, $\mathcal{A} = \mathcal{A}_{\text{CP}} + \mathcal{A}_{\text{det}}$, with

$$\mathcal{A}_{\text{det}}(X) = \frac{X - \bar{X}}{X + \bar{X}},$$

where X corresponds to a given final state and \bar{X} to its charge-conjugate. Hence, observed raw charge-specific decay yields need be corrected for instrumental effects to determine the genuine CP-violating asymmetries. We estimate the instrumental asymmetry associated with the reconstruction of $K^\pm\pi^\mp$ pairs by measuring the charge-asymmetry in an abundant sample of $D^0 \rightarrow K^-\pi^+$ decays. For these decays, direct CP violation is expected to be smaller than 0.1%, if any [12]. We therefore attribute any nonzero asymmetry to instrumental charge asymmetries. Figure 16 shows the $K^\pm\pi^\mp$ -mass distributions for $D^0 \rightarrow K^-\pi^+$ and $\bar{D}^0 \rightarrow K^+\pi^-$ candidates with fit projections overlaid. The resulting $K^\pm\pi^\mp$ asymmetry is directly applied to the raw measurements of charge-dependent decay rates in $B^0 \rightarrow K^+\pi^-$ to extract the physics asymmetry.

We correct the observed raw yield asymmetry of $B^+ \rightarrow K_S^0\pi^+$ decays using the yield asymmetry observed in an abundant sample of $D^+ \rightarrow K_S^0\pi^+$ decays (Fig. 17), in which direct CP violation in $D^+ \rightarrow K_S^0\pi^+$ decays is expected to vanish. We correct the observed raw yield asymmetry of $B^+ \rightarrow \pi^+\pi^0$ decays for possible π^+/π^- reconstruction asymmetries by using the same sample of $D^+ \rightarrow K_S^0\pi^+$ decays and subtracting the component $\mathcal{A}(K_S^0)$ deriving from CP violation in neutral kaons, estimated by using the results obtained by the LHCb collaboration [14]. We finally estimate the instrumental asymmetry related to charged kaon reconstruction alone by combining all inputs in the relationship $\mathcal{A}_{\text{det}}(K) = \mathcal{A}_{\text{det}}(K\pi) - \mathcal{A}_{\text{det}}(K_S^0\pi) + \mathcal{A}(K_S^0)$. In each case, control channel selections are tuned to reproduce the kinematic conditions of the charmless final states that receive the corrections. Table II shows the resulting corrections.

Instrumental asymmetry	Value
$\mathcal{A}_{\text{det}}(K^+\pi^-)$	-0.010 ± 0.003
$\mathcal{A}_{\text{det}}(K_S^0\pi^+)$	-0.007 ± 0.022
$\mathcal{A}_{\text{det}}(K^+)$	-0.015 ± 0.022
$\mathcal{A}_{\text{det}}(\pi^+)$	-0.007 ± 0.022

TABLE II. Instrumental charge-asymmetries associated with $K^\pm\pi^\mp$, $K_S^0\pi^\pm$, K^\pm , and π^\pm reconstruction, obtained using samples of $D^0 \rightarrow K^-\pi^+$ and $D^+ \rightarrow K_S^0\pi^+$ decays.

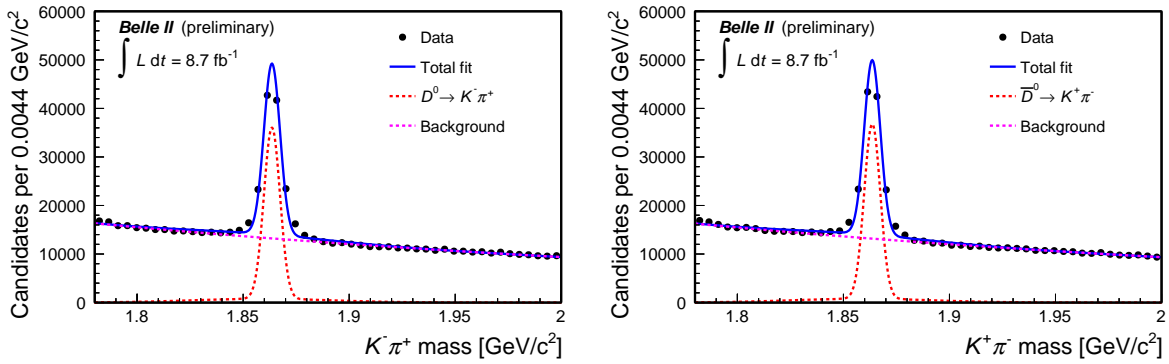


FIG. 16. Distributions of $m(K\pi)$ for (left) $D^0 \rightarrow K^-\pi^+$ and (right) $\bar{D}^0 \rightarrow K^+\pi^-$ candidates reconstructed in 2019–2020 Belle II data selected through the baseline criteria with an optimized continuum-suppression and kaon-enriching selection. The projection of an unbinned maximum likelihood fit is overlaid.

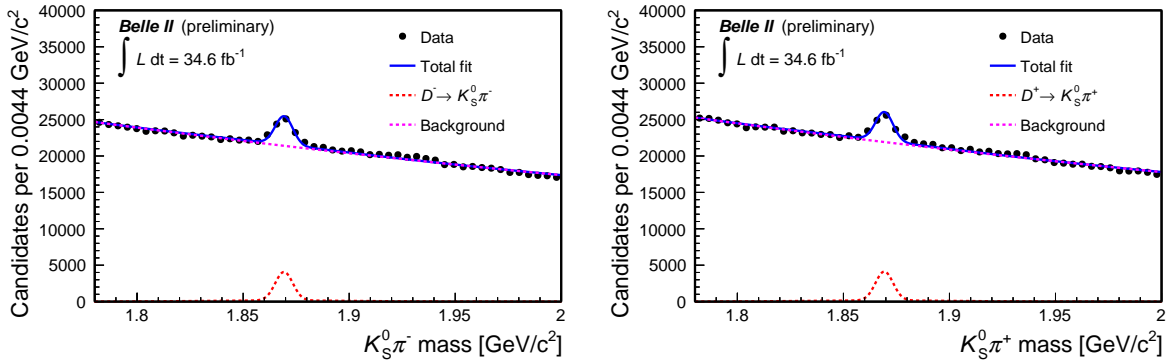


FIG. 17. Distributions of $m(K_S^0\pi)$ for (left) $D^- \rightarrow K_S^0\pi^-$ and (right) $D^+ \rightarrow K_S^0\pi^+$ candidates reconstructed in 2019–2020 Belle II data selected through the baseline criteria with an optimized continuum-suppression selection. The projection of an unbinned maximum likelihood fit is overlaid.

7. DETERMINATION OF BRANCHING FRACTIONS AND CP-VIOLATING ASYMMETRIES

We determine each branching fraction as

$$\mathcal{B} = \frac{N}{\varepsilon \times 2 \times N_{B\bar{B}}},$$

where N is the signal yield obtained from the fits, ε is the reconstruction and selection efficiency, and $N_{B\bar{B}}$ is the number of produced $B\bar{B}$ pairs, corresponding to 19.7 million for B^+B^- and 18.7 million for $B^0\bar{B}^0$ pairs. We obtain the number of $B\bar{B}$ pairs from the measured integrated luminosity, the $e^+e^- \rightarrow \Upsilon(4S)$ cross section (1.110 ± 0.008) nb [15] (assuming that the $\Upsilon(4S)$ decays exclusively to $B\bar{B}$ pairs), and the $\Upsilon(4S) \rightarrow B^0\bar{B}^0$ branching fraction $f^{00} = 0.487 \pm 0.010 \pm 0.008$ [16]. For the branching fraction measurement of $\mathcal{B}(B^0 \rightarrow K^0\pi^0)$ and $\mathcal{B}(B^+ \rightarrow K^0\pi^+)$, we consider a 0.5 factor to account for the $K^0 \rightarrow K_S^0$ probability. We use the known value 69.20% for $\mathcal{B}(K_S^0 \rightarrow \pi^+\pi^-)$.

The determination of CP-violating asymmetries is more straightforward because all factors that impact symmetrically bottom and antibottom rates cancel, and only flavor-specific yields and flavor-specific efficiency corrections are relevant.

Decay	ε [%]	\mathcal{B}_s [%]	Yield	\mathcal{B} [10^{-6}]
$B^0 \rightarrow K^+\pi^-$	40.9		289^{+22}_{-21}	18.9 ± 1.4
$B^+ \rightarrow K^+\pi^0$	28.9		144^{+25}_{-24}	$12.7^{+2.2}_{-2.1}$
$B^+ \rightarrow K^0\pi^+$	21.9	34.6	65^{+10}_{-9}	$21.8^{+3.3}_{-3.0}$
$B^0 \rightarrow K^0\pi^0$	24.8	34.6	35 ± 9	$10.9^{+2.9}_{-2.6}$
$B^0 \rightarrow \pi^+\pi^-$	29.3		62^{+11}_{-10}	$5.6^{+1.0}_{-0.9}$
$B^+ \rightarrow \pi^+\pi^0$	30.1		68 ± 27	5.7 ± 2.3
$B^+ \rightarrow K^+K^-K^+$	28.5		359 ± 25	32.0 ± 2.2
$B^+ \rightarrow K^+\pi^-\pi^+$	23.8		449 ± 37	48.0 ± 3.8

TABLE III. Summary of signal efficiencies ε , fraction of K^0 mesons reconstructed in the $\pi^+\pi^-$ final state $\mathcal{B}_s = f(K^0 \rightarrow K_S^0) \times \mathcal{B}(K_S^0 \rightarrow \pi^+\pi^-) = 0.5 \times 0.692$, decay yields in 2019-2020 Belle II data, and resulting branching fractions. Only the statistical contributions to the uncertainties are given here.

8. SYSTEMATIC UNCERTAINTIES

We consider several sources of systematic uncertainties. We assume the sources to be independent and add in quadrature the corresponding uncertainties. An overview of the effects considered follows. A summary of the fractional size of systematic uncertainties is Tables IV and V.

8.1. Tracking efficiency

We assess a systematic uncertainty associated with possible data-simulation discrepancies in the reconstruction of charged particles [17]. The tracking efficiency in data agrees with the value observed in simulation within a 0.91% uncertainty, which we (linearly) add as systematic uncertainty for each final-state charged particle.

8.2. K_S^0 reconstruction efficiency

A small decrease, approximately linear with flight length, in K_S^0 reconstruction efficiency was observed in early Belle II data with respect to simulation. We assess a systematic uncertainty based on dedicated studies performed for the $B \rightarrow \phi K^{(*)}$ analysis [18]. We apply an uncertainty of 1% for each centimeter of average flight length of the K_S^0 candidate, resulting in a 12% total systematic uncertainty, approximately. This source contributes the dominant systematic uncertainty for the measurements of $B^+ \rightarrow K_S^0 \pi^+$ and $B^0 \rightarrow K_S^0 \pi^0$ branching fractions.

8.3. π^0 reconstruction efficiency

We assess a systematic uncertainty associated with possible data-simulation discrepancies in the π^0 reconstruction and selection using the decays $B^0 \rightarrow D^{*-}(\rightarrow \bar{D}^0(\rightarrow K^+ \pi^- \pi^0) \pi^-) \pi^+$ and $B^0 \rightarrow D^{*-}(\rightarrow \bar{D}^0(\rightarrow K^+ \pi^-) \pi^-) \pi^+$ where the selection of charged particle is identical and all distributions are weighted so as the π^0 momentum matches the π^0 momentum in charmless channels. We compare the yields obtained from fits to the ΔE distribution of reconstructed B candidates (see App. B) and obtain an efficiency $\epsilon_{\text{data}}^{\pi^0}$ in data that agree with the value observed in simulation within a 6% uncertainty, which is used as systematic uncertainty. This is the dominant source of systematic uncertainty for the measurements of $B^+ \rightarrow K^+ \pi^0$ and $\pi^+ \pi^0$ branching fractions.

8.4. Particle-identification and continuum-suppression efficiencies

We evaluate possible data-simulation discrepancies in the particle identification and in the continuum-suppression distributions using the control channel $B^+ \rightarrow \bar{D}^0(\rightarrow K^+ \pi^- \pi^0) \pi^+$ for decay modes including neutral pions and $B^+ \rightarrow \bar{D}^0(\rightarrow K^+ \pi^-) \pi^+$ for all others (see App. B). We find that the selection efficiencies obtained in data and simulation agree within 2 – 4% uncertainties (depending on the selection), which are taken as systematic uncertainties.

8.5. Number of $B\bar{B}$ pairs

We assign a 2.7% systematic uncertainty on the number of $B\bar{B}$ pairs, which includes the uncertainty on cross-section, integrated luminosity [3], and potential shifts from the peak center-of-mass energy during the run periods.

8.6. Signal modeling

Because we used empirical fit models for signal, we assess a systematic uncertainty associated with the model choice. In the branching-fraction measurements, we repeat the measurements using alternative signal models that reproduce data with similar accuracy and quote the difference in fit results as systematic uncertainties. In addition, we assess a systematic uncertainty due to imperfections in the signal modeling associated with the simulation of hit multiplicity in the drift chamber, which impacts ΔE signal resolutions. We repeat the measurements using models determined after weighting the hit multiplicity in simulation to match data, or with various hit-multiplicity requirements, and quote the largest observed difference with respect to the default results as systematic uncertainty. The contributions due to signal modeling and hit multiplicity add in quadrature to an uncertainty of typically 2%.

For measurements of CP asymmetries, we evaluate the impact of signal modeling by comparing the results obtained by fitting with charge-symmetric or charge-specific models and taking the difference between results as uncertainty, which has typical size of 0.5%.

8.7. Continuum background modeling

For branching fraction measurements, we perform fits with alternative background models that reproduce data with similar accuracy and take the difference between fit results as systematic uncertainty, which is typically 3%.

8.8. Peaking and $B\bar{B}$ background model

In measurements of branching fractions of $B^+ \rightarrow K^+\pi^0$, and $\pi^+\pi^0$, we evaluate the effect of the $B\bar{B}$ background by varying the fit range from the default $|\Delta E| < 0.3$ GeV window to $-0.1 < \Delta E < 0.3$ and taking the difference between fit results as uncertainty. For branching fraction measurements of $B^0 \rightarrow K^+\pi^-$ and $B^0 \rightarrow \pi^+\pi^-$, we compare results of fits done by floating and by Gaussian-constraining the peaking-background yields according to simulation, and take the difference between fit results as uncertainty. For branching fraction measurements of $B^+ \rightarrow K^+K^-K^+$, and $K^+\pi^+\pi^-$, we compare results of fits done by fixing and by constraining the peaking-background yields according to simulation, and take the difference between fit results as uncertainty. The uncertainties due to peaking and $B\bar{B}$ background bias are typically 0.3%.

For measurements of CP asymmetries, we perform fits with the charge-conjugate peaking background yields fixed to the expected proportions from simulation, and fixed to exactly half of the total yield, and take the 0.3% difference between results as systematic uncertainty.

8.9. Instrumental asymmetries

We consider the uncertainty on the values of \mathcal{A}_{det} (Table II) as systematic uncertainty due to instrumental asymmetry corrections in measurements of CP asymmetries. This source is dominant for systematic uncertainties in three-body decays and $B^+ \rightarrow K^+\pi^0$.

TABLE IV. Summary of the (fractional) systematic uncertainties of the branching-fraction measurements.

Source	$K^+\pi^-$	$K^+\pi^0$	$K^0\pi^+$	$K^0\pi^0$	$\pi^+\pi^-$	$\pi^+\pi^0$	$K^+K^-K^+$	$K^+\pi^-\pi^+$
Tracking	1.8%	0.9%	2.7%	1.8%	1.8%	0.9%	2.7%	2.7%
K_S^0 efficiency	-	-	12.5%	11.6%	-	-	-	-
π^0 efficiency	-	6.5%	-	6.5%	-	6.5%	-	-
PID and continuum-supp. eff.	1.1%	2.6%	0.9%	1.4%	1.3%	2.7%	2.3%	1.0%
$N_{B\bar{B}}$	2.7%	2.7%	2.7%	2.7%	2.7%	2.7%	2.7%	2.7%
Signal model	1.1%	2.3%	< 0.1%	< 0.1%	4.5%	0.5%	0.6%	3.5%
Continuum bkg. model	4.2%	3.1%	1.5%	4.8%	< 0.1%	3.6%	0.3%	4.6%
$B\bar{B}$ bkg. model	0.4%	< 0.1%	-	-	1.6%	0.4%	-	0.2%
Total	5.5%	8.5%	13.2%	14.6%	5.9%	8.4%	4.5%	7.0%

TABLE V. Summary of (absolute) systematic uncertainties in the \mathcal{A}_{CP} measurements.

Source	$K^+\pi^-$	$K^+\pi^0$	$K^0\pi^+$	$\pi^+\pi^0$	$K^+K^-K^+$	$K^+\pi^-\pi^+$
Signal model	0.005	0.001	0.007	0.005	0.001	0.003
Pkg./ $B\bar{B}$ /sxf background model	0.005	-	0.006	0.120	-	0.004
Instrumental asymmetry corrections	0.003	0.022	0.022	0.022	0.022	0.022
Total	0.008	0.022	0.024	0.123	0.022	0.023

9. RESULTS AND SUMMARY

We report on first measurements of branching fractions (\mathcal{B}) and CP-violating charge asymmetries (\mathcal{A}) in charmless B decays at Belle II. We use a sample of 2019 and 2020 data corresponding to 34.6 fb^{-1} of integrated luminosity. We use simulation to devise optimized event selections. The ΔE distributions of the resulting samples, restricted in M_{bc} , are fit to determine signal yields of approximately 290, 140, 65, 35, 60, 70, 360 and 450 for the channels $B^0 \rightarrow K^+\pi^-$, $B^+ \rightarrow K^+\pi^0$, $B^+ \rightarrow K_S^0\pi^+$, $B^0 \rightarrow K_S^0\pi^0$, $B^0 \rightarrow \pi^+\pi^-$, $B^+ \rightarrow \pi^+\pi^0$, $B^+ \rightarrow K^+K^-K^+$, and $B^+ \rightarrow K^+\pi^-\pi^+$, totaling nearly 1500 charmless B decays (Fig. 18). Signal yields are corrected for efficiencies determined from simulation and control data samples to obtain the following results,

$$\mathcal{B}(B^0 \rightarrow K^+\pi^-) = [18.9 \pm 1.4(\text{stat}) \pm 1.0(\text{syst})] \times 10^{-6},$$

$$\mathcal{B}(B^+ \rightarrow K^+\pi^0) = [12.7_{-2.1}^{+2.2}(\text{stat}) \pm 1.1(\text{syst})] \times 10^{-6},$$

$$\mathcal{B}(B^+ \rightarrow K^0\pi^+) = [21.8_{-3.0}^{+3.3}(\text{stat}) \pm 2.9(\text{syst})] \times 10^{-6},$$

$$\mathcal{B}(B^0 \rightarrow K^0\pi^0) = [10.9_{-2.6}^{+2.9}(\text{stat}) \pm 1.6(\text{syst})] \times 10^{-6},$$

$$\mathcal{B}(B^0 \rightarrow \pi^+\pi^-) = [5.6_{-0.9}^{+1.0}(\text{stat}) \pm 0.3(\text{syst})] \times 10^{-6},$$

$$\mathcal{B}(B^+ \rightarrow \pi^+\pi^0) = [5.7 \pm 2.3(\text{stat}) \pm 0.5(\text{syst})] \times 10^{-6},$$

$$\mathcal{B}(B^+ \rightarrow K^+ K^- K^+) = [32.0 \pm 2.2(\text{stat.}) \pm 1.4(\text{syst})] \times 10^{-6},$$

$$\mathcal{B}(B^+ \rightarrow K^+ \pi^- \pi^+) = [48.0 \pm 3.8(\text{stat}) \pm 3.3(\text{syst})] \times 10^{-6},$$

$$\mathcal{A}_{\text{CP}}(B^0 \rightarrow K^+ \pi^-) = 0.030 \pm 0.064(\text{stat}) \pm 0.008(\text{syst}),$$

$$\mathcal{A}_{\text{CP}}(B^+ \rightarrow K^+ \pi^0) = 0.052^{+0.121}_{-0.119}(\text{stat}) \pm 0.022(\text{syst}),$$

$$\mathcal{A}_{\text{CP}}(B^+ \rightarrow K^0 \pi^+) = -0.072^{+0.109}_{-0.114}(\text{stat}) \pm 0.024(\text{syst}),$$

$$\mathcal{A}_{\text{CP}}(B^+ \rightarrow \pi^+ \pi^0) = -0.268^{+0.249}_{-0.322}(\text{stat}) \pm 0.123(\text{syst}),$$

$$\mathcal{A}_{\text{CP}}(B^+ \rightarrow K^+ K^- K^+) = -0.049 \pm 0.063(\text{stat}) \pm 0.022(\text{syst}), \text{ and}$$

$$\mathcal{A}_{\text{CP}}(B^+ \rightarrow K^+ \pi^- \pi^+) = -0.063 \pm 0.081(\text{stat}) \pm 0.023(\text{syst}).$$

These are the first measurements in charmless decays reported by Belle II. Results are compatible with known determinations and show detector performance comparable with the best Belle results offering a reliable basis to assess projections for future reach. All the inputs to verify the $K\pi$ isospin sum rule are now available except for $\mathcal{A}_{\text{CP}}(B^0 \rightarrow K_S^0 \pi^0)$. Similarly, only the reconstruction of the $B^0 \rightarrow \pi^0 \pi^0$ mode is missing for the α/ϕ_2 determination through $B \rightarrow \pi\pi$ decays.

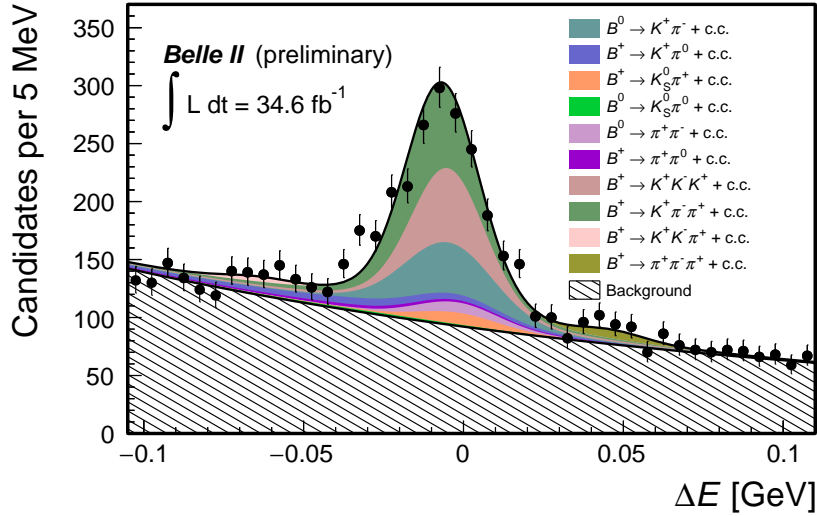


FIG. 18. Stacked ΔE distributions of charmless channels reconstructed in the Belle II data set collected up to mid May 2020 with summed fit projections overlaid.

Appendix A: Improvements in baseline selection and continuum suppression

Since the first reconstruction of $B^0 \rightarrow K^+ \pi^-$ shown at the Beauty 2019 conference [4], we refined the baseline selection criteria for charged particles and other physics primitives (π^0 candidates, K_S^0 candidates). Figure 19 shows an example of the resulting performance improvement in terms of signal efficiency as a function of background efficiency for the benchmark decay mode $B^0 \rightarrow K^+ \pi^-$.

In addition, we achieved a 10% improvement in continuum-background suppression by using additional input information on event topology together with flavor and vertex separation and vertex quality information. Figure 20 compares the performance of the continuum suppression classifier used for the 2019 reconstruction of the first Belle II $B^0 \rightarrow K^+ \pi^-$ signal with the performance of the classifier used for the current results. The performance of the current classifier is shown for two configurations, one using only event topology information, and one using event topology together with flavor, vertex separation and vertex quality information.

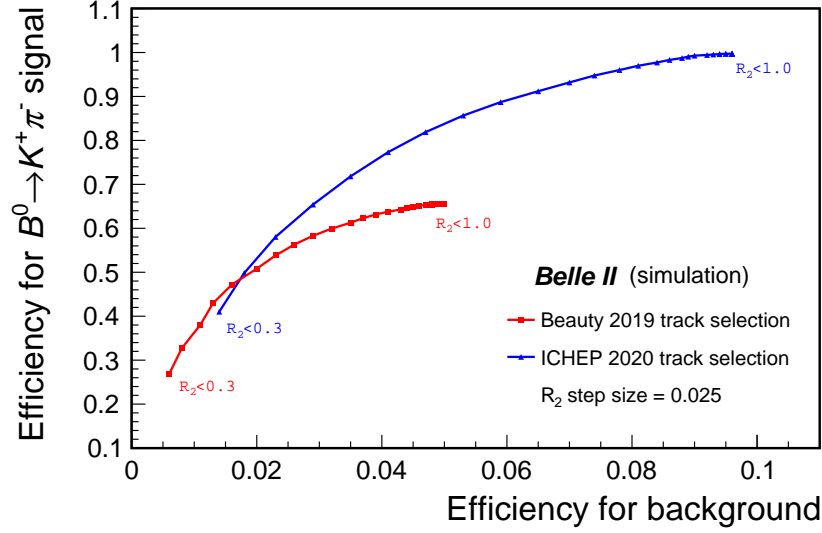


FIG. 19. Signal efficiency as a function of background efficiency for the benchmark decay mode $B \rightarrow K^+\pi^-$. The baseline selection criteria used for the first reconstruction shown at the (red) Beauty 2019 conference is compared with the criteria used for the current results (blue). Every point corresponds to a different selection on the topological R_2 event variable. The improved performance of the blue curve is due to refined criteria for selection of lower-level physics primitives as charged-particle candidates.

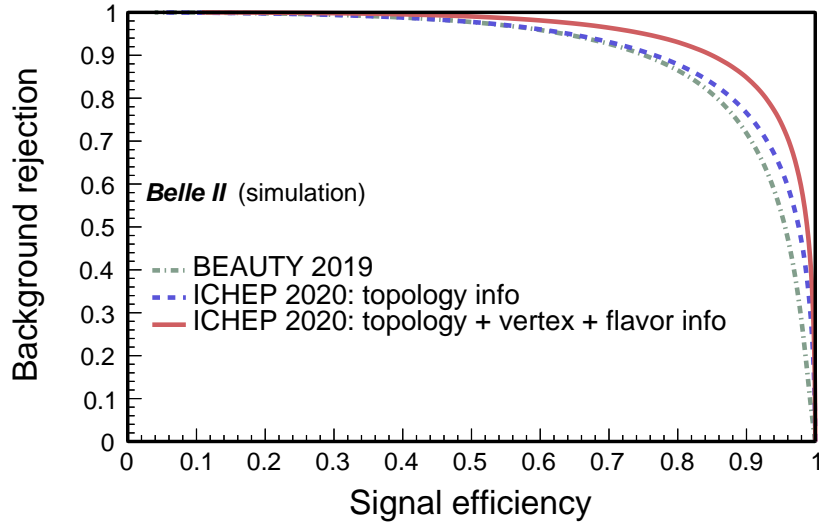


FIG. 20. Receiver operating characteristic of the offline continuum-suppression classifier used for selecting $B^0 \rightarrow K^+\pi^-$ decays in the current results compared with the classifier used for the Beauty 2019 conference.

Appendix B: Examples of systematic-uncertainty validation

All systematic uncertainties of the analysis are validated on data. Two examples of such validations follow.

We use the ratio of reconstructed $\bar{B}^0 \rightarrow D^{*+}(\rightarrow D^0(\rightarrow K^-\pi^+\pi^0)\pi^+)\pi^-$ and $\bar{B}^0 \rightarrow D^{*+}(\rightarrow D^0(\rightarrow K^-\pi^+)\pi^+)\pi^-$ yields to obtain the π^0 -reconstruction efficiency in data. Figure 21 shows the ΔE distributions with fit projections overlaid used for yield determinations.

We use the fraction of reconstructed $B^- \rightarrow D^0(\rightarrow K^-\pi^+)\pi^-$ candidates that pass the kaon-enriching selection and the continuum-background selection to validate the corresponding efficiencies in data. Figure 22 shows the corresponding ΔE distributions with fit projections overlaid for candidates that (left) failed and (right) met the continuum-suppression and kaon-enriching selection optimized for $B^+ \rightarrow K^+\pi^-\pi^+$. We obtain the efficiency of the selection from a simultaneous fit to these two disjoint samples.

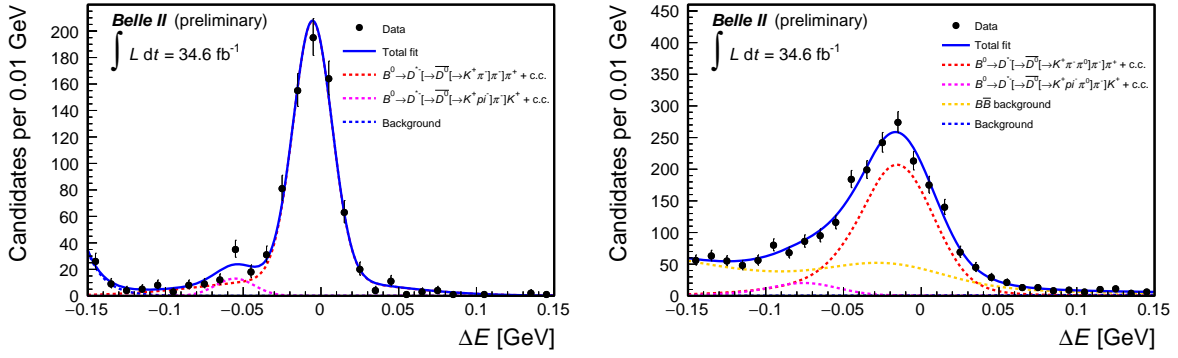


FIG. 21. Distributions of ΔE for (left) $\bar{B}^0 \rightarrow D^{*+}(\rightarrow D^0(\rightarrow K^-\pi^+\pi^0)\pi^+)\pi^-$ and (right) $\bar{B}^0 \rightarrow D^{*+}(\rightarrow D^0(\rightarrow K^-\pi^+)\pi^+)\pi^-$ candidates reconstructed in 2019–2020 Belle II data selected through the baseline criteria with an optimized continuum-suppression and kaon-enriching selection, and further restricted to $M_{bc} > 5.27 \text{ GeV}/c^2$. The projection of an unbinned maximum likelihood fit is overlaid.

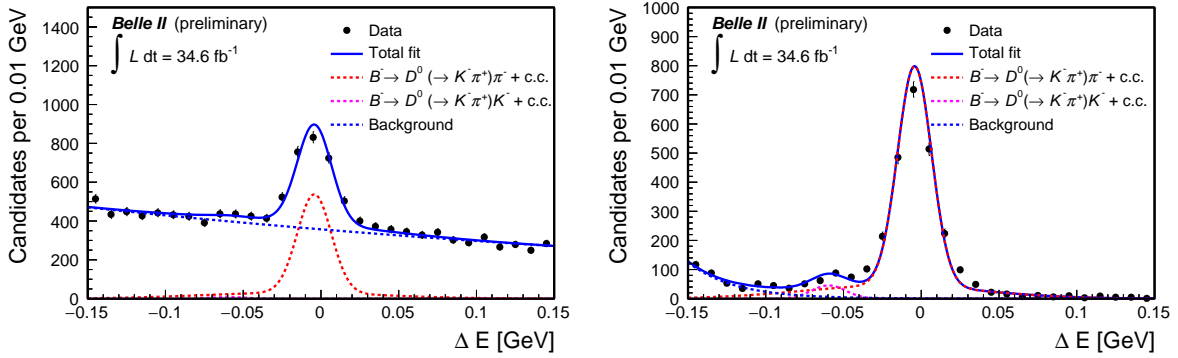


FIG. 22. Distributions of ΔE for $B^- \rightarrow D^0(\rightarrow K^-\pi^+)\pi^-$ candidates reconstructed in 2019–2020 Belle II data that (left) fail and (right) pass the optimized continuum-suppression and kaon-enriching selection. The projection of an unbinned maximum likelihood fit is overlaid.

ACKNOWLEDGMENTS

We thank the SuperKEKB group for the excellent operation of the accelerator; the KEK cryogenics group for the efficient operation of the solenoid; and the KEK computer group for on-site computing support. This work was supported by the following funding sources: Science Committee of the Republic of Armenia Grant No. 18T-1C180; Australian Research Council and research grant Nos. DP180102629, DP170102389, DP170102204, DP150103061, FT130100303, and FT130100018; Austrian Federal Ministry of Education, Science and Research, and Austrian Science Fund No. P 31361-N36; Natural Sciences and Engineering Research Council of Canada, Compute Canada and CANARIE; Chinese Academy of Sciences and research grant No. QYZDJ-SSW-SLH011, National Natural Science Foundation of China and research grant Nos. 11521505, 11575017, 11675166, 11761141009, 11705209, and 11975076, LiaoNing Revitalization Talents Program under contract No. XLYC1807135, Shanghai Municipal Science and Technology Committee under contract No. 19ZR1403000, Shanghai Pujiang Program under Grant No. 18PJ1401000, and the CAS Center for Excellence in Particle Physics (CCEPP); the Ministry of Education, Youth and Sports of the Czech Republic under Contract No. LTT17020 and Charles University grants SVV 260448 and GAUK 404316; European Research Council, 7th Framework PIEF-GA-2013-622527, Horizon 2020 Marie Skłodowska-Curie grant agreement No. 700525 ‘NIOBE,’ and Horizon 2020 Marie Skłodowska-Curie RISE project JENNIFER2 grant agreement No. 822070 (European grants); L’Institut National de Physique Nucléaire et de Physique des Particules (IN2P3) du CNRS (France); BMBF, DFG, HGF, MPG, AvH Foundation, and Deutsche Forschungsgemeinschaft (DFG) under Germany’s Excellence Strategy – EXC2121 “Quantum Universe” – 390833306 (Germany); Department of Atomic Energy and Department of Science and Technology (India); Israel Science Foundation grant No. 2476/17 and United States-Israel Binational Science Foundation grant No. 2016113; Istituto Nazionale di Fisica Nucleare and the research grants BELLE2; Japan Society for the Promotion of Science, Grant-in-Aid for Scientific Research grant Nos. 16H03968, 16H03993, 16H06492, 16K05323, 17H01133, 17H05405, 18K03621, 18H03710, 18H05226, 19H00682, 26220706, and 26400255, the National Institute of Informatics, and Science Information NETwork 5 (SINET5), and the Ministry of Education, Culture, Sports, Science, and Technology (MEXT) of Japan; National Research Foundation (NRF) of Korea Grant Nos. 2016R1D1A1B01010135, 2016R1D1A1B02012900, 2018R1A2B3003643, 2018R1A6A1A06024970, 2018R1D1A1B07047294, 2019K1-A3A7A09033840, and 2019R1I1A3A01058933, Radiation Science Research Institute, Foreign Large-size Research Facility Application Supporting project, the Global Science Experimental Data Hub Center of the Korea Institute of Science and Technology Information and KREONET/GLORIAD; Universiti Malaya RU grant, Akademi Sains Malaysia and Ministry of Education Malaysia; Frontiers of Science Program contracts FOINS-296, CB-221329, CB-236394, CB-254409, and CB-180023, and SEP-CINVESTAV research grant 237 (Mexico); the Polish Ministry of Science and Higher Education and the National Science Center; the Ministry of Science and Higher Education of the Russian Federation, Agreement 14.W03.31.0026; University of Tabuk research grants S-1440-0321, S-0256-1438, and S-0280-1439 (Saudi Arabia); Slovenian Research Agency and research grant Nos. J1-9124 and P1-0135; Agencia Estatal de Investigacion, Spain grant Nos. FPA2014-55613-P and FPA2017-84445-P, and CIDEAGENT/2018/020 of Generalitat Valenciana; Ministry of Science and Technology and research grant Nos. MOST106-2112-M-002-005-MY3 and MOST107-2119-M-002-035-MY3, and the Ministry of Education (Taiwan); Thailand Cen-

ter of Excellence in Physics; TUBITAK ULAKBIM (Turkey); Ministry of Education and Science of Ukraine; the US National Science Foundation and research grant Nos. PHY-1807007 and PHY-1913789, and the US Department of Energy and research grant Nos. DE-AC06-76RLO1830, DE-SC0007983, DE-SC0009824, DE-SC0009973, DE-SC0010073, DE-SC0010118, DE-SC0010504, DE-SC0011784, DE-SC0012704; and the National Foundation for Science and Technology Development (NAFOSTED) of Vietnam under contract No 103.99-2018.45.

-
- [1] M. Gronau and D. London, Isospin analysis of CP asymmetries in B decays, *Phys. Rev. Lett.* **65** (1990) no. 27, 3381–3384.
- [2] M. Gronau, A Precise sum rule among four $B \rightarrow K\pi$ CP asymmetries, *Phys. Lett. B* **627** (2005) no. 1, 82–88.
- [3] F. Abudinén *et al.* (Belle II Collaboration), Measurement of the integrated luminosity of the Phase 2 data of the Belle II experiment, *Chin. Phys. C* **44** (2020) no. 2, 021001.
- [4] B. Wach (Belle II Collaboration), First charmless B signal reconstruction in Belle II, [BELLE2-NOTE-PL-2019-25](#).
- [5] F. Abudinén *et al.* (Belle II Collaboration), Charmless B -decay reconstruction in 2019 Belle II data, [arXiv:2005.13559](#).
- [6] W. Altmannshofer *et al.* (Belle II Collaboration), The Belle II Physics Book, *PTEP* **2019** (2019) no. 12, 123C01.
- [7] T. Abe *et al.* (Belle II Collaboration), Belle II Technical Design Report, [arXiv:1011.0352](#).
- [8] K. Akai *et al.* (SuperKEKB), SuperKEKB Collider, *Nucl. Instrum. Meth. A* **907** (2018) 188–199.
- [9] A. T. Ryd *et al.* EvtGen: A Monte Carlo Generator for B-Physics, EVTGEN-V00-11-07 (2005) .
- [10] T. Kuhr *et al.* The Belle II Core Software, *Comput. Softw. Big Sci.* **3** (2019) no. 1, 1.
- [11] F. Abudinén, Ph.D. Thesis, Development of a B^0 flavor tagger and performance study of a novel time-dependent CP analysis of the decay $B^0 \rightarrow \pi^0\pi^0$ at Belle II, Ludwig Maximilian University of Munich (2018), [BELLE2-PTHESIS-2018-003](#).
- [12] P. Zyla *et al.* (Particle Data Group), Review of Particle Physics, to be published in *Prog. Theor. Exp. Phys.* 2020, [083C01](#) (2020).
- [13] T. Skwarnicki, Ph.D. Thesis, A study of the radiative CASCADE transitions between the Upsilon-Prime and Upsilon resonances, Institute of Nuclear Physics, Krakow (1986), [DESY-F31-86-02](#), [DESY-F-31-86-02](#).
- [14] A. Davis *et al.* (LHCb Collaboration), Measurement of the instrumental asymmetry for $K^-\pi^+$ -pairs at LHCb in Run 2, [LHCb-PUB-2018-004](#).
- [15] A. J. Bevan *et al.* (Belle and BaBar Collaborations), The Physics of the B Factories, *Eur. Phys. J.* **C74** (2014) 3026.
- [16] B. Aubert *et al.* (BaBar Collaboration), Measurement of the branching fraction of $\Upsilon(4S) \rightarrow B^0\bar{B}^0$, *Phys. Rev. Lett.* **95** (2005) 042001.
- [17] V. Bertacchi *et al.* (Belle II tracking), Track Finding at Belle II, [arXiv:2003.12466](#).
- [18] F. Abudinén *et al.* (Belle II Collaboration), Rediscovery of $B \rightarrow \phi K^*$ decays and measurement of the longitudinal polarization fraction f_L in $B \rightarrow \phi K^*$ decays using the Summer 2020 Belle II dataset, [arXiv:2008.03873](#).