

# Faster Smarter Induction in Isabelle/HOL with SeLFiE

SeLFiE: Semantic-aware Logical Feature Extractor

YUTAKA NAGASHIMA, Czech Technical University in Prague, Czech Republic

Proof by induction is a long-standing challenge in Computer Science. Induction tactics of proof assistants facilitate proof by induction, but rely on humans to manually specify how to apply induction. In this paper, we present SeLFiE, a domain-specific language to encode experienced users' expertise on how to apply the induct tactic in Isabelle/HOL: when we apply an induction heuristic written in SeLFiE to an inductive problem and arguments to the induct tactic, the SeLFiE interpreter examines both the syntactic structure of the problem and semantics of the relevant constants to judge whether the arguments to the induct tactic are plausible according to the heuristic.

Then, we present `semantic_induct`, an automatic tool to recommend how to apply the induct tactic. Given an inductive problem, `semantic_induct` produces candidate arguments to the induct tactic and selects promising ones using heuristics written in SeLFiE. Our evaluation based on 254 inductive problems from nine problem domains show that `semantic_induct` achieved 15.7 percentage points of improvements in coincidence rates for the three most promising recommendations while achieving 43% of reduction in the median value for the execution time when compared to an existing tool, `smart_induct`.

Additional Key Words and Phrases: Isabelle/HOL, Proof by Induction, Logical Feature Extraction

## 1 INTRODUCTION

### 1.1 Motivating Example

Consider the following two definitions of the reverse function for lists presented in a tutorial of Isabelle/HOL [Nipkow et al. 2002]:

```
primrec append :: "'a list ⇒ 'a list ⇒ 'a list" (infixr "@" 65) where
  "[] @ ys = ys"
| "(x # xs) @ ys = x # xs @ ys"
```

```
primrec rev::"'a list ⇒ 'a list" where
  "rev [] = []"
| "rev (x # xs) = rev xs @ [x]"
```

```
fun itrev::"'a list ⇒ 'a list ⇒ 'a list" where
  "itrev [] ys = ys"
| "itrev (x # xs) ys = itrev xs (x # ys)"
```

where `#` is the list constructor, `[x]` is a syntactic sugar for `x # []`, and `@` is the infix operator for `append`. How do you prove the following equivalence lemma?

```
lemma itrev_and_rev: "itrev xs ys = rev xs @ ys"
```

Since both reverse functions are defined recursively, it is natural to guess we can tackle this problem with proof by induction. But how would you apply proof by induction to this inductive problem and why? In which language can you describe your induction heuristics? In this paper, we present SeLFiE, a domain-specific language to encode such heuristics, and `semantic_induct`, a new recommendation tool for proof by induction based on SeLFiE.

## 1.2 Background

As our societies heavily rely on computer systems, the trustworthiness of such systems is of paramount importance. One approach to build trustworthy computer systems is complete formal verification based on proof assistants: Klein *et al.* verified the correctness of the seL4 micro-kernel in Isabelle/HOL, Leroy developed a certifying C compiler, CompCert [Leroy 2009]. Despite the success of such projects based on proof assistants, the lack of powerful proof automation raises the cost of proof developments. The high costs of proof developments prohibit the wide spread adoption of formal verification. Powerful proof automation is much needed to build software systems that are both trustworthy and affordable.

A prominent approach for better proof automation for proof assistants is the so-called hammer-style tools, such as HOL(y)Hammer [Kaliszyk and Urban 2015] for HOL-light [Harrison 1996], CoqHammer [Czajka and Kaliszyk 2018] for Coq [The Coq development team [n.d.]], and Sledgehammer [Blanchette *et al.* 2011] for Isabelle/HOL [Nipkow *et al.* 2002]. Sledgehammer, for example, translates proof obligations in the polymorphic higher-order logic of Isabelle/HOL to monomorphic first-order logic and attempts to prove the translated proof obligations using various external automated provers, such as SPASS [Blanchette *et al.* 2012], Vampire [Kovács and Voronkov 2013], and the E theorem prover [Schulz 2002]. An extensive evaluation showed that Sledgehammer brought powerful automation to Isabelle/HOL [Böhme and Nipkow 2010]; when it comes to inductive theorem proving, however, the essence of inductive problems are lost in the translation, severely impairing the performance of Sledgehammer.

This is doubly unfortunate. Firstly, many Isabelle users opt for Isabelle/HOL precisely because Isabelle/HOL's logic is expressive enough to describe inductive problems without introducing additional axioms. Secondly, inductive problems are essential to Computer Science, since most analyses of programs and programming languages involve reasoning about recursive data structures such as lists and trees, and procedures containing recursion or iteration [Bundy 2001].

This way, inductive theorem proving remains as a grand challenge in Computer Science, and its automation is long awaited. Confronting the limited progress made for its automation, Gramlich published the following prediction in 2005:

in the near future, ITP (inductive theorem proving) will only be successful for very specialized domains for very restricted classes of conjectures. ITP will continue to be a very challenging engineering process. [Gramlich 2005]

He even went on to write:

we are convinced that substantial progress in ITP (inductive theorem proving) will take time, and that spectacular breakthroughs are unrealistic, in view of the enormous problems and the inherent difficulty of inductive theorem proving. [Gramlich 2005]

In this paper, we challenge his bleak prediction with SeLFIe and semantic\_induct, a recommendation tool based on SeLFIe. SeLFIe is a domain-specific language (DSL) for semantic-aware logical feature extraction. SeLFIe has two main features: *semantic-awareness* and *logical constants*. Logical constants gives SeLFIe the power of abstraction, whereas semantic-awareness allows SeLFIe heuristics to examine not only the syntactic structures of inductive problems but also the definitions of relevant constants.

Our research hypothesis is that:

it is possible to develop a domain-specific language to encode valuable induction heuristics necessary to apply the `induct` tactic effectively without relying on problem specific constructs. With this domain-agnostic nature, we can also automatically recommend promising arguments to the `induct` tactic for a given inductive problem. Furthermore,

we can improve the accuracy of recommendations, by making the language expressive enough to handle not only the syntactic structures of inductive problems but also the semantics of constants appearing in problems in an abstract style.

### 1.3 Contributions

Our contributions include various aspects of novel ideas and engineering work to develop SeLFiE and `semantic_induct`. But in this paper we focus on the following main contributions:

- We revise LiFtEr [Nagashima 2019], an existing domain-specific language developed to encode syntax-based induction heuristics for Isabelle/HOL using our motivating example. In particular, we observe how LiFtEr’s logical constants allow us to write heuristics that can transcend problem domains. Then, we identify what induction heuristics we *cannot* encode in LiFtEr.
- We present SeLFiE and its interpreter. SeLFiE is our new domain-specific language to encode semantic-aware induction heuristics for Isabelle/HOL. In addition to the abstraction given by LiFtEr’s logical constants, SeLFiE enables semantic reasoning using new language constructs that enable the modular reasoning on the syntactic structure of proof goals and the semantics of relevant constants. Even though SeLFiE inherits some of the language design choices from LiFtEr, we implemented SeLFiE’s interpreter from scratch to achieve semantic reasoning within realistic timeouts.
- We use SeLFiE to develop `semantic_induct`, a new recommendation tool for proof by induction in Isabelle/HOL. And we compare the performance of `semantic_induct` against that of `smart_induct`, an existing recommendation tool based on LiFtEr over 254 inductive problems from nine problem domains.

## 2 PROOF BY INDUCTION IN ISABELLE/HOL

### 2.1 Motivating Example Continued

Modern proof assistants come with *tactics* to facilitate proof by induction. Isabelle/HOL offers the `induct` tactic and the `induction` tactic.<sup>1</sup> The bright side of the `induct` tactic is that for most of the cases human authors do not have to develop induction principles to apply induction. When using such tactics, however, proof authors investigate inductive problems at hand and choose appropriate arguments to guide these tactics. For example, Nipkow *et al.* proved our motivating example as follows:

```
lemma model_proof:"itrev xs ys = rev xs @ ys"
  apply(induct xs arbitrary: ys) by auto
```

That is to say, they firstly applied structural induction on `xs` while generalizing `ys`. Since the type of `xs` is a list of any type, this application of structural induction resulted in the following two sub-goals:

1.  $\bigwedge ys. \text{itrev } [] \text{ } ys = \text{rev } [] @ ys$
2.  $\bigwedge a \text{ } xs \text{ } ys. (\bigwedge ys. \text{itrev } xs \text{ } ys = \text{rev } xs @ ys) \implies \text{itrev } (a \# xs) \text{ } ys = \text{rev } (a \# xs) @ ys$

where  $\bigwedge$  and  $\implies$  represent the universal quantifier and implication of Isabelle’s meta-logic, Pure. The first sub-goal is the base case for the structural induction, whereas the second sub-goal is the step case where we are asked to prove that this conjecture holds for `a # xs` and `ys`, assuming that the conjecture holds for the same `xs` and *arbitrary* `ys`. Then, they proved the remaining sub-goals

<sup>1</sup>These two tactics are identical to each other except for minor differences in the naming conventions for emerging sub-goals. Therefore, we focus on the `induct` tactic in the following.

using the general purpose tactic, `auto`. For the step case, `auto` rewrote the left-hand side of the meta-conclusion as follows:

$\begin{array}{c} \text{itrev } (a \# xs) \text{ } ys \\ \downarrow \\ \text{itrev } xs \text{ } (a \# ys) \end{array}$	<i>using the definition of itrev:</i> $\bigwedge x \text{ } xs \text{ } y \text{ } ys. \text{ itrev } (x \# xs) \text{ } ys = \text{itrev } xs \text{ } (x \# ys)$
-------------------------------------------------------------------------------------------------------------------------	-----------------------------------------------------------------------------------------------------------------------------------------------------------------------

whereas `auto` rewrote the right-hand side as follows:

$\begin{array}{c} \text{rev } (a \# xs) \text{ } @ \text{ } ys \\ \downarrow \\ (\text{rev } xs \text{ } @ \text{ } [a]) \text{ } @ \text{ } ys \\ \downarrow \\ \text{rev } xs \text{ } @ \text{ } ([a] \text{ } @ \text{ } ys) \\ \downarrow \\ \text{rev } xs \text{ } @ \text{ } (a \# [] \text{ } @ \text{ } ys) \\ \downarrow \\ \text{rev } xs \text{ } @ \text{ } (a \# ys) \end{array}$	<i>using the definition of rev:</i> $\bigwedge x \text{ } xs. \text{ rev } (x \# xs) = \text{rev } xs \text{ } @ \text{ } [x]$ <i>using the associative property of @:</i> $\bigwedge a \text{ } b \text{ } c. (a \text{ } @ \text{ } b) \text{ } @ \text{ } c = a \text{ } @ \text{ } (b \text{ } @ \text{ } c)$ <i>using the definition of @:</i> $\bigwedge x \text{ } xs \text{ } ys \text{ } (x \# xs) \text{ } @ \text{ } ys = x \# xs \text{ } @ \text{ } ys$ <i>using the definition of @:</i> $\bigwedge ys. [] \text{ } @ \text{ } ys = ys$
--------------------------------------------------------------------------------------------------------------------------------------------------------------------------------------------------------------------------------------------------------------------------------------------------------------------------------------------------------------------------------------------------	-------------------------------------------------------------------------------------------------------------------------------------------------------------------------------------------------------------------------------------------------------------------------------------------------------------------------------------------------------------------------------------------------------------------------------------------------------------------------------------------------------------------------------------------------------------------

Applying such rewriting, `auto` transformed the step case to the following intermediate goal:

$$\bigwedge a \text{ } xs \text{ } ys. (\bigwedge ys. \text{itrev } xs \text{ } ys = \text{rev } xs \text{ } @ \text{ } ys) \implies \text{itrev } xs \text{ } (a \# ys) = \text{rev } xs \text{ } @ \text{ } (a \# @ \text{ } ys)$$

Since `ys` was generalized in the induction hypothesis, `auto` proved  $\text{itrev } xs \text{ } (a \# ys) = \text{rev } xs \text{ } @ \text{ } (a \# ys)$  by considering it as a concrete case of the induction hypothesis. If Nipkow *et al.* had not passed `ys` to the arbitrary field, the `induct` tactic would have produced the following sub-goals:

1.  $\text{itrev } [] \text{ } ys = \text{rev } [] \text{ } @ \text{ } ys$
2.  $\bigwedge a \text{ } xs \text{ } ys. (\text{itrev } xs \text{ } ys = \text{rev } xs \text{ } @ \text{ } ys) \implies \text{itrev } (a \# xs) \text{ } ys = \text{rev } (a \# xs) \text{ } @ \text{ } ys$

Note that this step case requests us to prove that the original goal holds for  $a \# xs$  and `ys`, assuming that it holds for the same `xs` and the *same* `ys` that appear in the induction hypothesis. If we apply `auto` to these sub-goals, `auto` proves the base case, but it leaves the step case as follows:

$$\bigwedge a \text{ } xs. \text{itrev } xs \text{ } ys = \text{rev } xs \text{ } @ \text{ } ys \implies \text{itrev } xs \text{ } (a \# ys) = \text{rev } xs \text{ } @ \text{ } (a \# ys)$$

That is, `auto` is unable to complete the proof because `ys` is shared both in the conclusion of the step case and induction hypothesis, illustrating the importance of generalization heuristics.

For many inductive problems, there are often multiple equivalently valid approaches to apply induction. For example, we can prove our motivating example using *functional induction* by explicitly passing an induction principle to the rule field of the `induct` tactic as follows:

```
lemma alternative_proof:"itrev xs ys = rev xs @ ys"
  apply(induct xs ys rule:itrev.induct) by auto
```

where `itrev.induct` is an auxiliary induction rule that states:

$$(\bigwedge ys. P [] \text{ } ys) \implies (\bigwedge x \text{ } xs \text{ } ys. P xs \text{ } (x \# ys) \implies P (x \# xs) \text{ } ys) \implies P a0 \text{ } a1$$

Passing this rule to the `induct` tactic together with `xs` and `ys` as induction terms leads to the following two sub-goals, which correspond to the two clauses in the definition of `itrev.induct`:

1.  $\bigwedge ys. \text{itrev } [] \text{ } ys = \text{rev } [] \text{ } @ \text{ } ys$
2.  $\bigwedge x \text{ } xs \text{ } ys. \text{itrev } xs \text{ } (x \# ys) = \text{rev } xs \text{ } @ \text{ } x \# ys \implies \text{itrev } (x \# xs) \text{ } ys = \text{rev } (x \# xs) \text{ } @ \text{ } ys$

It is worth mentioning that we did not have to develop induction principles manually for either of the aforementioned proofs. In `model_proof` the `induct` tactic found out how to apply structural induction from the arguments passed by Nipkow *et al.* On the other hand, in `alternative_proof` we did manually choose `itrev.induct` as an argument to the `induct` tactic, but this rule was

derived by Isabelle/HOL automatically when defining `itrev`. In fact, for most of the time Isabelle users do not have to develop induction principles manually, but we only have to pass the right arguments to the `induct` tactic. Thus, the `induct` tactic reduces the problem of how to apply induction to the following three questions:

- On which terms do we apply induction?
- Which variables do we pass to the arbitrary field to generalize them?
- Which rule do we pass to the rule field?

The aforementioned user-interface of the `induct` tactic facilitates an intuitive application of proof by induction, sparing users from the burden of manually developing induction principles. However, answering these three questions is a well-known key challenge, for which a reliable automation did not exist.

With the rise of deep neural network one would expect machine learning approaches would help solve this grand challenge in Computer Science. Unfortunately, however, learning abstract concepts, such as theorem proving in an expressive logic, is a known open question in the machine learning community. And machine learning tools for theorem proving made significant progresses to the problem of tactic selection only, leaving the problem of arguments selection for tactics as an open question especially when arguments are terms rather than names of relevant theorems [Bansal et al. 2019; Gauthier et al. 2017; Nagashima and He 2018].

### 3 LIFTER: LOGICAL FEATURE EXTRACTION

While learning abstract concepts is a long-standing challenge in machine learning, most logics offer various logical constants developed to describe abstract concepts. Therefore, Nagashima developed LiFtEr, a domain-specific language for logical feature extraction. LiFtEr is the first domain-specific language designed to describe how to use the `induct` tactic without relying on domain-specific constructs. Using LiFtEr one can encode their induction heuristics as assertions: when applied to an inductive problem and a possible combination of arguments to the `induct` tactic, a well-written LiFtEr assertion should return `True` if the combination is likely to be useful to prove the problem with the `induct` tactic, whereas it should return `false` if the combination is not likely to be useful to prove the problem.

LiFtEr's syntax shown in Program 1 resembles that of first-order logic. For now we should ignore highlighted parts but include struck-through parts into our consideration when reading Program 1.

LiFtEr offers four primitive types of variables: natural numbers, induction rules, terms, and term occurrences. An induction rule is an auxiliary lemma passed to the rule field of the `induct` tactic. The domain of terms is the set of all sub-terms appearing in the inductive problem at hand, whereas the domain of term occurrences is the set of all occurrences of such sub-terms. Quantifiers over terms can be restricted to those terms that appear as arguments to the `induct` tactic under consideration.

#### 3.1 Naive induction heuristic in LiFtEr

There are a number of induction heuristics to decide on which term we apply structural induction. Nipkow *et al.*, for instance, introduced the following probably the most obvious heuristic [Nipkow and Klein 2014]:

Perform induction on argument number  $i$  if the function is defined by recursion on argument number  $i$ .

Previously, Nagashima *et al.* attempted to formalize this heuristic as a LiFtEr assertion shown in Program 2. This LiFtEr heuristic roughly translates to the following English sentence:

---

**Program 1** The abstract syntax of LiFtEr / SeLFiE in one. The language components unique to LiFtEr are struck through, while the components unique to SeLFiE are highlighted. Note that we focus on the essential changes from LiFtEr to SeLFiE, leaving many minor changes unexplained.

---

```

command := definition | primrec | fun | function | inductive
semantic_argument := term | number
literal := term_occurrence | rule | command | semantic_argument
assertion := atomic | literal | connective | quantifier | ( assertion )
               | λ assertions. assertion | assertion assertions
type := term | term_occurrence | rule | number
modifier_term := induction_term | arbitrary_term
quantifier := ∃ x : type. assertion
               | ∀ x : type. assertion
               | ∃ x : term ∈ modifier_term . assertion
               | ∀ x : term ∈ modifier_term . assertion
               | ∃ x : term_occurrence ∈ y : term . assertion
               | ∀ x : term_occurrence ∈ y : term . assertion
connective := True | False | assertion ∨ assertion | assertion ∧ assertion
               | assertion → assertion | ¬ assertion
pattern := all_only_var | all_constructor | mixed
semantic :=
    | in_some_definition ( term , λ semantic_arguments. assertion , semantic_arguments )
    | in_all_definition ( term , λ semantic_arguments. assertion , semantic_arguments )
atomic :=
    | semantic
    | pattern_is ( number , term_occurrence , pattern )
    | rule is_rule_of term_occurrence
    | term_occurrence term_occurrence_is_of_term term
    | are_same_term ( term_occurrence , term_occurrence )
    | term_occurrence is_in_term_occurrence term_occurrence
    | is_atomic term_occurrence
    | is_constant term_occurrence
    | is_recursive_constant term_occurrence
    | is_variable term_occurrence
    | is_free_variable term_occurrence
    | is_bound_variable term_occurrence
    | is_lambda term_occurrence
    | is_application term_occurrence
    | term_occurrence is_an_argument_of term_occurrence
    | term_occurrence is_nth_argument_of term_occurrence
    | term is_nth_induction_term number
    | term is_nth_arbitrary_term number
    | is_at_deepest term_occurrence
    | . . .

```

---

if no induction rule is passed to the rule field in the induct method, then there exists a recursively defined constant, *func\_term*, with an occurrence, *func\_occ*, such that for all induction terms *induct\_term*, there exists an occurrence, *induct\_occ*, of

**Program 2** Naive structural induction heuristic in LiFtEr

---

```

  ¬ ∃ induction_rule : rule. True
→
  ∃ func_term : term.
    is_recursive_constant func_term
  ∧
    ∃ func_cc : term_occurrence ∈ func_term : term.
      ∀ induct_term : term ∈ induction_term.
        ∃ induct_cc : term_occurrence ∈ induct_term : term.
          ∃ n : number.
            is_nth_argument_of (induct_cc, n, func_cc)
          ∧
            pattern_is (n, func_cc, all_constructor)

```

---

*induct\_term*, such that there exists a natural number, *n*, such that *induct\_cc* appears as the *n*th argument of *func\_cc* in the proof goal, and the *n*th parameter involves a data-constructor in all the clauses defining *func\_cc*.

Now let us check how the LiFtEr interpreter evaluates *model\_proof* based on this heuristic:

Nipkow *et al.* did not pass an argument to the rule field. So, the assumption of the implication is met. If we choose *itrev* for *func\_term*, we can find the only occurrence of *itrev* on the left-hand side of the proof goal. And the interpreter confirms that *itrev* is defined recursively, evaluating the first conjunct to True. For the second conjunct, *model\_proof* has only one induction term, *xs*, which has two occurrences in the goal: one occurrence as the first argument to *itrev* on the left-hand side and the other occurrence as the only argument to *rev* on the right-hand side of the equation. If we choose the occurrence of *xs* on the left-hand side for *induct\_cc*, then there exists a natural number 1 with which the interpreter satisfies the final conjunction: the first parameter always involves a data constructor (*[]* and *x # xs*) on the left-hand side of the equations defining *itrev*, and *xs* appears as the first argument of *itrev* in the goal.<sup>2</sup>

Therefore, the LiFtEr interpreter confirms that Nipkow *et al.*'s proof is compatible with their own heuristic encoded in Program 2. Had they applied structural induction on *ys* instead of *xs*, the LiFtEr interpreter would return false implying the choice of induction term is inappropriate.

Unfortunately, this heuristic based on *pattern\_is* is not reliable. Certainly, in this particular case, it worked well: *itrev* is indeed defined by recursion on the first argument. However, generally speaking, checking the pattern match on the left-hand side of the defining equations is not enough to determine on which arguments a function is defined recursively, but we also need to reason on the structures of the right-hand sides of the equations defining the constant under consideration.

For example, if we would define *itrev* as follows:

```

fun itrev::"a list ⇒ 'a list ⇒ 'a list" where
  "itrev [] [] = []"
| "itrev [] (y # ys) = (y # ys)"
| "itrev (x # xs) [] = itrev xs (x # []))"
| "itrev (x # xs) (y # ys) = itrev xs (x # (y # ys))"

```

<sup>2</sup> In reality, the LiFtEr interpreter starts counting at 0 following the convention in Computer Science; however, we count from 1 in this paper to present our ideas in plain English.

---

**Program 3** Naive generalization heuristic in LiFtEr
 

---


$$\begin{array}{l}
 \forall \text{ free\_var\_term} : \text{term}. \\
 \quad \text{term\_is\_free} (\text{free\_var\_term}) \\
 \quad \wedge \\
 \quad \neg \exists \text{ induction\_term} : \text{induction\_term}. \\
 \quad \quad \text{are\_same\_terms} (\text{free\_var\_term}, \text{induction\_term}) \\
 \longrightarrow \\
 \quad \exists \text{ generalized\_term} : \text{arbitrary\_term}. \\
 \quad \quad \text{are\_same\_terms} (\text{free\_var\_term}, \text{generalized\_term})
 \end{array}$$


---

our naive induction heuristic would misunderstand that `itrev` was defined recursively on the second parameter as well as on the first parameter because the second parameter on the left-hand side of the equations always involves a data constructor; even though this definition is equivalent to the original formalization by Nipkow *et al.*

To encode a more reliable heuristic we would like to reason as follows:

In the second clause defining `itrev`, `itrev` takes `x # xs` as the first parameter on the left-hand side of the equation, while it takes `xs` as the first argument on the right-hand side. Since `xs` is a sub-term of `x # xs`, `itrev` is defined recursively on the first parameter.

However, we cannot encode such heuristic in LiFtEr, since LiFtEr is not expressive enough for structural reasoning over the definitions of `itrev`. We come back to this problem in Section 4.1 after reviewing one more naive LiFtEr heuristic.

Attentive readers might have noticed that Program 2 encoded an induction heuristic without relying on a constant or type specific to this particular inductive problem about list reversal since the logical connectives of LiFtEr allow us to encode induction heuristics in an abstract way.

### 3.2 Naive generalization heuristic in LiFtEr

As we saw in Section 2.1, the key to the successful application of the `induct` tactic for our motivating example is the generalization of `ys` using the `arbitrary` field. When explaining why they decided to generalize `ys`, Nipkow *et al.* introduced the following generalization heuristic [Nipkow and Klein 2014]:

Generalize induction by generalizing all free variables (except the induction variable itself).

We can encode this generalization heuristic in LiFtEr as shown in Program 3. In plain English, Program 3 reads as follows:

For all terms in a proof goal, `free_var_term`, if the `free_var_term` is a free variable but not passed to the `induct` tactic as an induction term there exists a term, `generalized_term`, in the `arbitrary` field such that `free_var_term` and `generalized_term` are the same term.

If we evaluate this heuristic for our ongoing example about list reversals and its model proof by Nipkow *et al.*, the LiFtEr interpreter returns `True`, approving the generalization of `ys`. But this heuristic seems too coarse to produce accurate recommendations. In fact, Nipkow *et al.* articulate the limitation of this heuristic as follows:

However, it (this generalization heuristic) should not be applied blindly. It is not always required, and the additional quantifiers can complicate matters in some cases. The variables that need to be quantified are typically those that change in recursive calls.



This provision to the heuristic justifies the generalization of  $ys$  by Nipkow *et al.*:

$ys$  in the proof goal needs to be generalized; because  $ys$  is the second argument of  $itrev$  in the proof goal, whereas in the second equation defining  $itrev$ , which is " $itrev (x \# xs) \ ys = itrev \ xs \ (x \# \ ys)$ ", the second parameter to  $itrev$  on the left-hand side is  $ys$ , but the second argument of  $itrev$  on the right-hand side is  $x \# \ ys$ .

Unfortunately, it is not possible to encode this provision in LiFtEr because it reasons on the structure of the syntax tree representing the definition of a constant appearing a proof goal, which is  $itrev$  in this particular case. In other words, LiFtEr heuristics can describe the structures of proof goals in a domain-independent style, but they cannot describe the structures of the definitions of relevant constants in a domain-independent style. What is much needed is a language to reason about both arbitrary proof goals and their relevant definitions in terms of the arguments passed to the induction tactic in a domain-agnostic style. And this is the main challenge addressed by SeLFiE.

#### 4 SELFIE: SEMANTIC-AWARE LOGICAL FEATURE EXTRACTION

We designed SeLFiE to overcome LiFtEr's limitation while preserving its capability to transcend problem domains with logical constants.

Program 1 presents the abstract syntax of SeLFiE. Since SeLFiE inherits many design choices from LiFtEr, we re-use Program 1, which we used to explain LiFtEr; however, we now have to ignore the constructs that are ~~struck-through~~ and include the **highlighted** constructs into our consideration.

Compared to LiFtEr, which resembles first-order logic, SeLFiE assertions may include lambda abstractions and function applications. In principle, a function defined in SeLFiE may take functions as arguments; however, the domain of the default quantifiers are either terms, term occurrences, natural numbers, induction rules, induction terms, or generalized terms. Therefore, SeLFiE admits higher-order lambda abstraction, but it is not a higher-order logic.

The two new semantic constructs, `in_some_definition` and `in_all_definition`, allow for semantic reasoning of inductive problems in a domain-agnostic style by bridging the gap between the proof goal at hand and the relevant definitions with terms and natural numbers. These atomic assertions take a triple of:

- a term whose defining clauses will be examined,
- a lambda function, which is a SeLFiE heuristic to examine the relevant definitions, and
- a list of arguments, which are bound by preceding quantifiers and are sent to the aforementioned lambda function to bridge the gap between the analysis of a proof goal and the analysis of relevant definitions.

`in_some_definition` returns True if the lambda function passed as the second argument of `in_some_definition` returns True when applied to the third argument of `in_some_definition` for *at least one* clause that defines the term passed as the first argument of `in_some_definition`. Similarly, `in_all_definition` returns True if the lambda function passed as the second argument of `in_all_definition` returns True when applied to the third argument of `in_all_definition` for *all* clauses that define the term passed as the first argument of `in_all_definition`.

Quantifiers outside and inside these semantic constructs behave differently: inside the lambda function passed as the second argument to these constructs, quantifiers' domains are based on the relevant definitions under consideration. For example, a quantifier over terms inside a semantic construct quantifiers over terms that appear in the relevant defining clause under consideration.

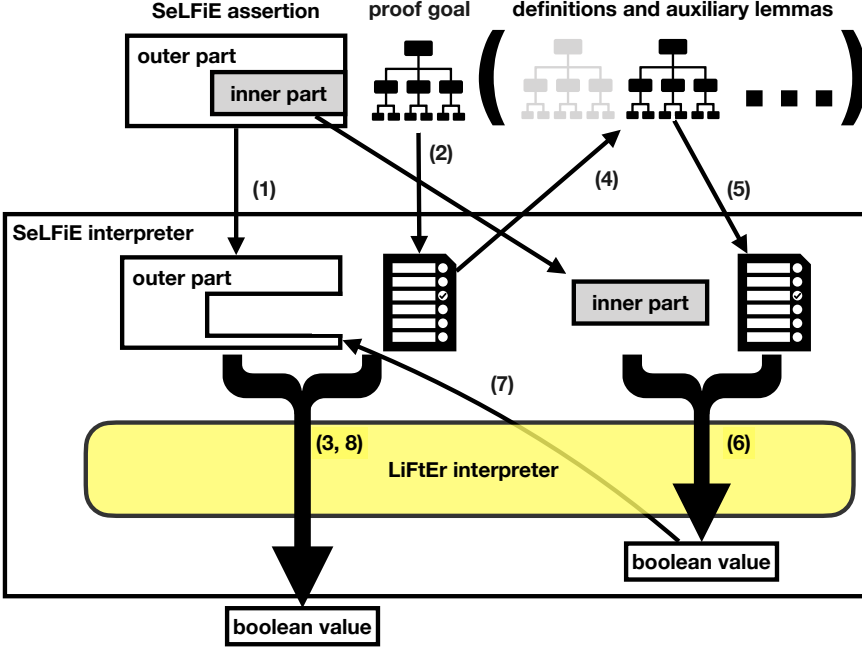


Fig. 1. The workflow of the SeLFiE interpreter.

Fig. 1 illustrates the overall workflow of the SeLFiE interpreter when applied to an inductive problem. In this figure, we assume that the SeLFiE assertion has one semantic construct for a simpler explanation; however, in general, a SeLFiE heuristic may contain multiple occurrences of semantic constructs. The small square, labelled as *inner part*, represents the lambda function passed as the second argument to this semantic construct, whereas *outer part* represents everything else in the SeLFiE assertion. Now based on this figure we explain how the SeLFiE interpreter works using eight steps from S1 to S8.

- S1. Firstly the SeLFiE interpreter takes a SeLFiE heuristic.
- S2. Then, the pre-processor of SeLFiE transforms the syntax tree representing the inductive problem into a look-up table. This look-up table replaces slow traversals in the syntax tree with quick accesses to term occurrences using their paths from the root node.
- S3. The SeLFiE interpreter processes the outer part of the assertion using the newly implemented LiFtEr interpreter, which can handle lambda abstraction, function application, and new atomic assertion.
- S4. When the SeLFiE interpreter reaches the semantic construct, it extracts the clauses that define the first argument of the semantic construct from the underlying proof context.
- S5. The interpreter transforms the syntax tree representing the relevant definitions into look-up tables.
- S6. The LiFtEr interpreter applies the inner part of the assertion, which is the lambda function passed as the second argument of the semantic construct, to the list of arguments, which is the third argument of the semantic construct, based on the look-up tables produced in Step 5.
- S7. The result of Step 6 is then passed to the LiFtEr interpreter, which continues processing the remaining outer part.
- S8.

**Program 4** More reliable structural induction heuristic in SeLFiE

---

```

is_defined_with_recursion_keyword :=
  λ [func_term].
    term_is_defined_with (func_term, fun)
  ∨ term_is_defined_with (func_term, function)
  ∨ term_is_defined_with (func_term, primrec)

induction_heuristic :=
  ¬ ∃ induction_rule : rule. True
  →
  ∃ func_term : term.
    is_defined_with_recursion_keyword [func_term]
  ∧
  ∃ func_occ : term ∈ func_term : term_occurrence.
    ∨ induct_term : induction_term.
      ∃ induct_occ : term_occurrence ∈ induct_term : term.
        ∃ number : number.
          is_nth_argument_of (induct_occ, number, func_occ),
        ∧
        in_some_definition (func_term, recursive_on_nth, [func_term, number])

```

---

S8. The LiFtEr interpreter continues to evaluate the outer part using the return value from the inner part.

We named our domain-specific language SeLFiE partly because we developed it for semantic-aware logical feature extraction, but also because we extended LiFtEr so that LiFtEr can call itself to support semantic reasoning. Our motto is that:

We analyze a proof goal *semantically* by analyzing its relevant definitions *syntactically*.

With this motto in mind, we improve the naive heuristics from Section 3.1 and 3.2 in the following.

#### 4.1 Semantic-aware induction heuristic in SeLFiE

induction\_heuristic in Program 4 encodes a structural induction heuristic in SeLFiE together with recursive\_on\_nth in Program 5. This SeLFiE heuristic is more reliable than Program 2 in Section 3.1 since it takes the semantics of proof goals into consideration: induction\_heuristic analyzes the syntactic structure of proof goals, while recursive\_on\_nth analyzes the semantics of such goals by analyzing the syntactic structures of relevant definitions.

For easier comparison, we highlighted the main difference in Program 4 from Program 2. This highlighted conjunct examines the definitions of relevant constants passed to in\_some\_definition as func\_term. Intuitively, using recursive\_on\_nth this conjunct attempts to check if a function, func\_term, is defined by recursion on the nth argument, where n is passed as number. Formally, recursive\_on\_nth is defined as follows:

For a term and a natural number passed from induction\_heuristic as func\_term and number, respectively, recursive\_on\_nth checks if at least one equation defining func\_term satisfies the following condition: there exists a term occurrence, root\_occ, such that root\_occ is the root term of the equation, and there exists a term occurrence, lhs\_occ, such that lhs\_occ is the left-hand side of the equation, and there exists a term

---

**Program 5** Semantic analysis for more reliable induction heuristic in SeLFiE
 

---

```

recursive_on_nth :=
  λ [func_term, number].
    ∃ root_occ : term_occurrence.
      is_root_in_a_location (root_occ)
    ∧
    ∃ lhs_occ : term_occurrence.
      is_lhs_of_root [lhs_occ, root_occ]
    ∧
    ∃ part_of_nth_param_on_lhs : term_occurrence.
      is_below_n+1th_child_of (part_of_nth_param_on_lhs, number, lhs_occ)
    ∧
    ∃ func_occ_on_rhs : term_occurrence ∈ func_term : term.
      ¬ is_nth_child_of (func_occ_on_rhs, 1, lhs_occ)
    ∧
    ∃ nth_param_on_rhs : term_occurrence.
      are_of_same_term (nth_param_on_rhs, part_of_nth_param_on_lhs)
    ∧
      is_nth_argument_of (nth_param_on_rhs, number, func_occ_on_rhs)
  
```

---

occurrence, *part\_of\_nth\_param\_on\_lhs*, such that *part\_of\_nth\_param\_on\_lhs* is part of the  $n + 1$ th child of *lhs\_occ* where  $n$  is *number*, and there exists a term occurrence, *func\_occ\_on\_rhs*, of *func\_term*, such that *func\_occ\_on\_rhs* is not the first child of *lhs\_occ* and there exists a term occurrence, *nth\_param\_on\_rhs*, such that *nth\_param\_on\_rhs* and *part\_of\_nth\_param\_on\_lhs* and *nth\_param\_on\_rhs* is  $n$ th argument of *func\_occ\_on\_rhs*, where  $n$  is *number* passed as the parameter to *recursive\_on\_nth*.

Now let us examine how this induction heuristic in SeLFiE examines our motivating example following the steps shown in Fig. 1. In this explanation, we use Fig. 2 to illustrate how SeLFiE interpreter uses multiple domains for quantifiers: Fig. 2 contains the syntax trees of the proof goal and relevant definitions where \$ stands for function application in Isabelle/HOL. For example, the application of the list constructor, #, to two variables, x and xs, is expressed as a sub-tree that connects \$ to the list of #, x, and xs, whereas in Isabelle/jEdit this sub-term is simply presented as `x # xs`.

- S1. We pass the `generalize_only_what_should_be_generalized`, and `model_proof` to the SeLFiE interpreter.
- S2. The interpreter transforms the syntax tree representing the proof goal into a look-up table for faster processing.
- S3. `induction_heuristic` in Program 4 examines the syntax tree represented as the lower left box in Fig. 2 in terms of the invocation of the `induct` tactic shown below the box. There is no induction rule passed to the `rule` field. So, the assumption of the implication is met. By choosing `itrev` for *func\_term*, we can confirm that `itrev` is defined with the `fun` keyword, and we can also find its only occurrence on the left-hand side of the proof goal. The model proof has only one induction term, `xs`, which has two occurrences in the proof goal. If we choose the occurrence of `xs` on the left-hand side of the goal, we can confirm that `xs` is the first argument of `itrev` by fixing *number* to 1.

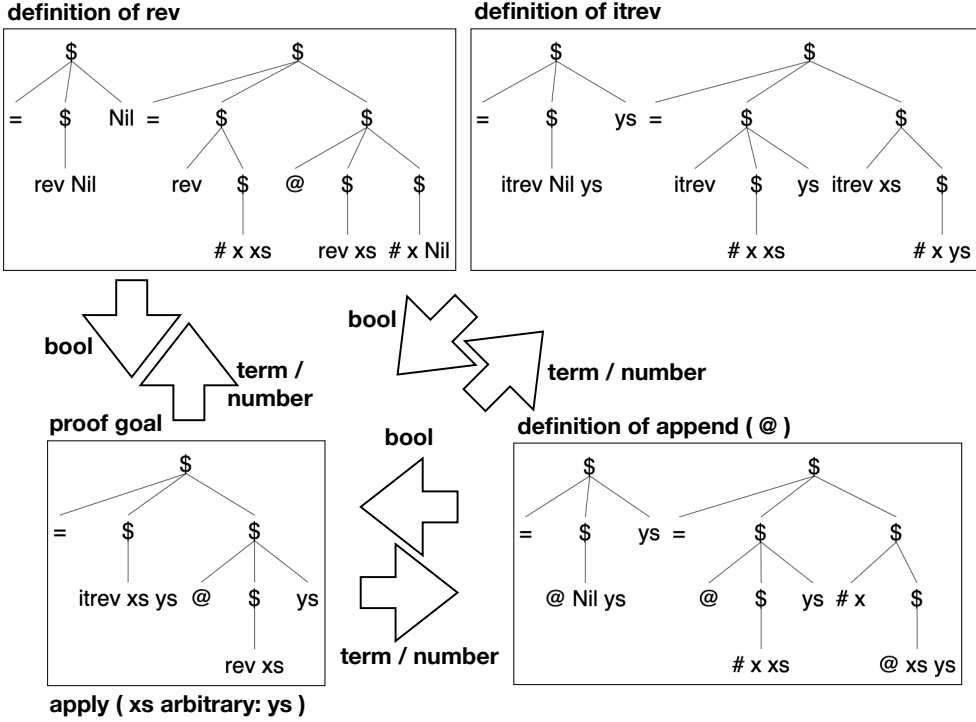


Fig. 2. The Overview of SeLFiE.

Now we have to check if `recursive_on_nth` holds for at least one clause defining `itrev` when we pass the term, `itrev`, and the number, 1, as arguments of `recursive_on_nth`.

- S4. As we call `recursive_on_nth` for `itrev`, we move our target syntax trees from the one at the lower left in Fig. 2 to the two syntax trees at the upper right, each of which represents a clause defining `itrev`. Since we moved to new syntax trees, quantifiers quantify over terms and term occurrences within each syntax tree at the upper right in `recursive_on_nth`. The syntax tree on the right in this box corresponds to the second clause defining `itrev`.
- S5. The interpreter transforms each tree into a look-up table for faster processing.
- S6. For this syntax tree, `recursive_on_nth` returns True after executing the following reasoning. We consider the function application at the top of the tree as `root_occ`, and the function application of `itrev` to `x # xs` and `ys` as `lhs_occ`, respectively. With these term occurrences, we can satisfy `is_root_in_a_location` and `is_lhs_of_root`. For `part_of_nth_param_on_lhs` we choose `xs` that appears as the second argument of `#` on the left-hand side. With `number` being 1, `is_below_n+1_th_child_of` returns True since `x # xs` is the second child of `itrev (x # xs) ys` and `xs` is within `x # xs`. Now we move our focus to the right-hand side and choose the only occurrence of `itrev` on the right-hand side for `func_occ_on_rhs`, so that we can satisfy the first conjunct,  $\neg \text{is\_nth\_child\_of}$ , which checks that we did not choose the occurrence of `itrev` on the left-hand side. For the innermost existential quantifier,  $\exists \text{nth\_param\_on\_rhs}$ , we choose `xs` that is the first argument of `itrev` on the right-hand side, with which we can confirm that both `nth_param_on_rhs` and `part_of_nth_param_on_lhs` are occurrences of `xs` and that `nth_param_on_rhs` is the first argument of `func_occ_on_rhs`.

---

**Program 6** More reliable generalization heuristic in SeLFiE
 

---

```

generalize_only_what_should_be_generalized :=
  ∀ arb_term : term ∈ arbitrary_term.
    ∃ ind_term : term ∈ induction_term.
      ∃ ind_cc ∈ ind_term.
        ∃ f_term : term.
          is_defined_with_recursion_keyword [f_term]
        ∧
        ∃ f_cc1 : term_occurrence ∈ f_term : term.
          ∃ recursion_nth : number.
            is_or_below_nth_argument_of (ind_cc, recursion_nth, f_cc1)
        ∧
        ∃ arb_cc ∈ arb_term.
          ∃ generalize_nth : number.
            is_or_below_nth_argument_of (arb_cc, generalize_nth, f_cc1)
        ∧
        ¬ are_same_number (recursion_nth, generalize_nth)
        ∧
        in_some_definition
          (f_term, generalize_nth_argument_of, [generalize_nth, f_term])
  
```

---

S7. This way, `recursive_on_nth` returns `True` for one clause defining `itrev`, for which `in_some_definition` returns `True`.

S8. Therefore, the SeLFiE interpreter evaluates `induction_heuristic` to `True` for our motivating example.

If Nipkow *et al.* had applied induction on `ys`, the interpreter would not find `func_term` and `number`, for which `in_some_definition` returns `True`, evaluating `induction_heuristic` to `False`. Note that this heuristic is more reliable than the one introduced in Program 2. For example, it can correctly tell that we should apply induction on `xs` for the motivating example even if the second parameter of `itrev` always involved a data constructor as discussed in Section 3.1 because it analyzes the structure of the relevant definitions.

#### 4.2 Semantic-aware generalization heuristic in SeLFiE

We now improve the naive generalization heuristic from Section 3.2 in SeLFiE. More specifically, we demonstrate that SeLFiE allows us to encode the provision to the generalization heuristic discussed in Section 3.2.

Program 6 encodes the provision together with Program 7. Intuitively, `generalize_only_what_should_be_generalized` checks all the generalized terms in the `induct` tactic satisfy the condition specified in `generalize_nth_argument_of`.

- S1. We pass the `generalize_only_what_should_be_generalized`, and `model_proof` to the SeLFiE interpreter.
- S2. The interpreter transforms the syntax tree representing the proof goal into a look-up table for faster processing.
- S3. In `model_proof`, we have only one variable, `ys`, generalized in the `arbitrary` field. Therefore, for `model_proof` to satisfy this generalization heuristic we should be able to find at least

**Program 7** Semantic analysis of more reliable generalization heuristic in SeLFiE

---

```

generalize_nth_argument_of :=
  λ [generalizenth, fterm ].
  ∃ rootocc : term_occurrence.
    is_root_in_a_location (rootocc)
  ∧
  ∃ lhsocc : term_occurrence.
    is_lhs_of_root [lhsocc, rootocc]
  ∧
  ∃ nthparamonlhs : term_occurrence.
    is_n+1th_child_of (nthparamonlhs, generalizenth, lhsocc)
  ∧
  ∃ nthparamonrhs : term_occurrence.
    ¬ are_of_same_term (nthparamonrhs, nthparamonlhs)
  ∧
  ∃ focconrhs : term_occurrence ∈ fterm : term.
    is_nth_argument_of (nthparamonrhs, generalizenth, focconrhs)

```

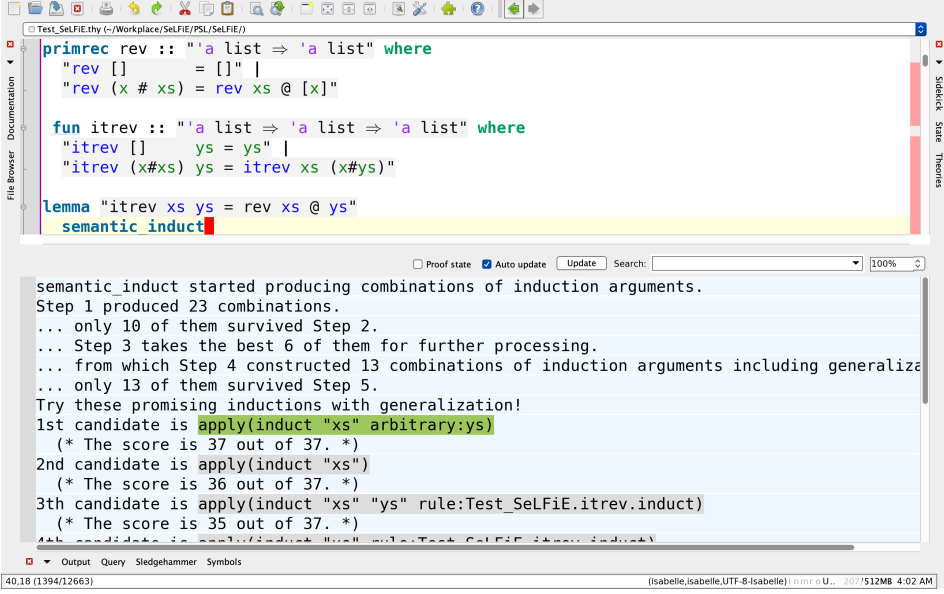
---

one instance for each variable bound by existential quantifier Program 6. For this reason, we instantiate each existentially quantified variable in Program 6 as follows:

- *ind\_term* with *xs*, the only induction term passed to the *induct* tactic,
- *ind\_occ* with the occurrence of *xs* on the left-hand side in the goal,
- *f\_term* with *itrev*,
- *f\_occ* with the sole occurrence of *itrev* in the proof goal,
- *recursion\_on\_nth* with 1,
- *arb\_occ* with the sole occurrence of *ys* on the left-hand side in the goal, and
- *generalize\_nth* with 2.

Then, we can satisfy the four atomic assertions in Program 6 (*is\_defined\_with\_recursion\_keyword*, *is\_or\_below\_nth\_argument\_of*, *is\_or\_below\_nth\_argument\_of*, and *¬ are\_same\_number*) with these arguments.

- S4. When the interpreter hits *is\_some\_definition* with *f\_term* being *itrev*, it extracts the two syntax trees defining *itrev* from the proof context. Since Program 6 uses *is\_some\_definition*, we only have to show that *generalize\_nth\_argument\_of* returns *True* for one of the two equations defining *itrev*. In the following, we focus on the second clause, *itrev* (*x* # *xs*) *ys* = *itrev* *xs* (*x* # *ys*).
- S5. The interpreter transforms each tree into a look-up table for faster processing.
- S6. Now the interpreter evaluates *generalize\_nth\_argument\_of* with 2 and *itrev* as its arguments passed from Program 6. For *generalize\_nth\_argument\_of*, we instantiate existentially quantified variables as follows:
  - *root\_occ* with the root node, *itrev* (*x* # *xs*) *ys* = *itrev* *xs* (*x* # *ys*),
  - *lhs\_occ* with the left-hand side of the equation, *itrev* (*x* # *xs*) *ys*,
  - *nth\_param\_on\_lhs* with the occurrence of *ys* on the left-hand side,
  - *nth\_param\_on\_rhs* with the occurrence of *x* # *ys* on the right-hand side, and
  - *f\_occ\_on\_rhs* with the sole occurrence of *itrev* on the right-hand side.

Fig. 3. The user-interface of `semantic_induct`.

With such instantiation, the interpreter evaluates the second clause of `itrev`'s definition to `True`, which is tantamount to say *we generalize the second argument of itrev because the second argument to itrev changes in a recursive call*.

- S7. The result from `generalize_nth_argument_of` is returned to `generalize_only_what_should_be_generalized`.
- S8. With the return value from `generalize_nth_argument_of`, the interpreter evaluates the entire `generalize_only_what_should_be_generalized` to `True`.

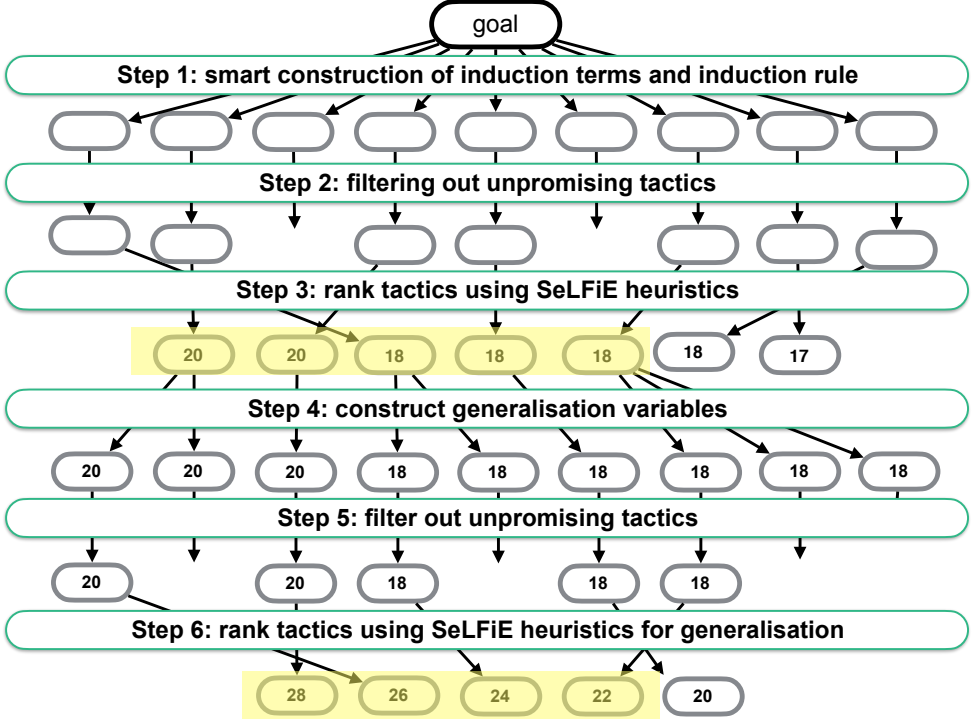
This way, Program 7 encodes the provision to the generalization heuristic discussed in Section 3.2.

## 5 SEMANTIC\_INDUCT: RECOMMENDATION TOOL FOR POOF BY INDUCTION

So far, we used the `SelfiE` interpreter to check the use of the `induct` tactic by a human engineer in terms of known induction heuristics encoded in `SelfiE`. In this section, we present `semantic_induct`, an automatic recommendation tool for the `induct` tactic. Given an inductive problem, `semantic_induct` produces a number of induction arguments, and evaluates them using `SelfiE` to identify most promising candidates without completing a proof search.

We developed `semantic_induct` entirely as Isabelle theory files and Isabelle/ML files without any dependency to external tools except for Isabelle/HOL. This allows for the easy installation process of `semantic_induct`: to use `semantic_induct`, users only have to download the relevant files and build a corresponding theory image in Isabelle/HOL. The seamless integration into the Isabelle proof language, Isar [Wenzel 2002], let users invoke `semantic_induct` within their ongoing proof development and copy a recommended `induct` tactic to the right location with one click as shown in Fig. 3.



Fig. 4. The Overview of `semantic_induct`.

### 5.1 Smart Tactic Construction and Tactic Selection

Fig. 4 illustrates the overall architecture of `semantic_induct`, consisting of six steps to produce and select candidate tactics as follows:

*Step 1.* `semantic_induct` produces a set of combinations of induction terms and induction rules for the `induct` tactic from a given inductive problem. In general, the `induct` tactic may take multiple induction terms and induction rules in one invocation. However, it is rarely necessary to pass multiple induction rules to the rule file. Therefore, `semantic_induct` passes up-to-one induction rule to the `induct` tactic.

On the other hand, it is often necessary to pass multiple induction terms to the `induct` tactic, and the order of such induction terms is important to apply the `induct` tactic effectively. Moreover, it is sometimes indispensable to pass the same induction term multiple times to the `induct` tactic, so that each of them corresponds to distinct occurrences of the same term in the proof goal. Furthermore, induction terms do not have to be variables: they can be compound terms as well. Enumerating all possible combinations of induction terms leads to a combinatorial explosion. To avoid such combinatorial explosion, `semantic_induct` produces combinations of induction terms and induction rules taking a syntax-directed manner, which traverses the syntax tree representing the proof goal while collecting plausible combinations of induction terms and rules as follows:

S1-a. The collection starts at the root node of the syntax tree with an empty set of combinations of induction arguments.

- S1-b. If the current node is a function application, `semantic_induct` takes arguments to the function, produces a set of lists of such arguments while preserving their order. This set is stored as candidates for induction terms. If the function in this function application is a constant with a relevant induction rule stored in the proof context, for each list in the set `smart_induct` produces induction arguments with and without this rule.
- S1-c. If any of the sub-terms at the current node is a compound term, `smart_induct` moves down to such sub-terms in the syntax tree and repeats S1-b to collect more candidates for induction arguments.
- S1-d. `semantic_induct` finishes Step 1 when it reaches at the leaf nodes in all branches of the syntax tree.

This syntax-directed argument construction avoids a combinatorial explosion but at the cost of missing out some effective combinations of induction arguments. One notable example is the omission of simultaneous induction, which is essential to tackle inductive problems with mutually recursive functions. Our evaluation results in Section 5.3 show that despite the omission of such cases `semantic_induct` manages to recommend correct induction arguments for most of the cases that appear in day-to-day theorem proving.

*Step 2.* `semantic_induct` applies the `induct` tactic with the combinations of arguments produced in Step 1 to discard obviously unpromising combinations. `semantic_induct` decides a combination of arguments is unpromising, if the combination satisfies any of the following conditions:

- the `induct` tactic does not return any sub-goal at all,
- the new first sub-goal appearing after applying the `induct` tactic is identical to the original first sub-goal, or
- a new sub-goal appearing after applying the `induct` tactic involves a schematic variable (variables that can be instantiated) even though the original first sub-goal did not involve a schematic variable.

*Step 3.* applies pre-defined SeLFiE heuristics to judge the validity of induction terms and induction rules with respects to the proof goal and the relevant definitions. Each SeLFiE assertion is tagged with an integer value, and if the SeLFiE interpreter returns True for a combination of arguments, `semantic_induct` gives the tagged integer value to the combination. `semantic_induct` sums up such points for each combination of arguments and computes the score for each combination. Based on these scores, `semantic_induct` sorts combinations of arguments from Step 3 and selects the six most promising combinations for further processing.

*Step 4.* After deciding induction terms and induction rules for the `induct` tactic in Step 3, `semantic_induct` adds arguments for the arbitrary field to the combinations of arguments passed from Step 4. Firstly, `semantic_induct` collects free variables in the proof goal that are not induction terms for each combination from Step 4. Then, it constructs the powerset of such free variables and adds each set in the powerset as the modifiers to the arbitrary field. For example, if `semantic_induct` receives `(induct x)` from Step 3 for our running example of list reversal, it produces `{{}, {ys}}` as the powerset because `xs` and `ys` are the only free variables in the goal and `xs` appears as the induction term. And this powerset leads to the following two `induct` tactics: `(induct xs)`, and `(induct xs arbitrary: ys)`.

*Step 5.* Receiving `induct` tactics with generalization from Step 4, Step 5 filters out unpromising combinations of arguments using the same criteria we used in Step 2.

*Step 6.* For each remaining combination, `semantic_induct` applies pre-defined SeLFiE heuristics to judge the validity of generalization with respect to the goal and the relevant definitions. Again,

each heuristic is tagged with an integer value, and `semantic_induct` computes the score for each combination using these values: for each combination, `smart_induct` adds the score for generalization heuristics to the score from Step 3 to calculate the final score for each combination. Based on these final scores, `semantic_induct` sorts combinations of arguments from Step 5 and selects the 10 most promising combinations in the Output panel of Isabelle/jEdit, the default proof editor for Isabelle/HOL [Wenzel 2012].

## 5.2 Evaluation dataset

We evaluated `semantic_induct` against `smart_induct` [Nagashima 2020], an existing recommendation tool for proof by induction in Isabelle/HOL. Our focus is to measure the accuracy of recommendations and execution time necessary to produce recommendations. All evaluations are conducted on a MacBook Pro (15-inch, 2019) with 2.6 GHz Intel Core i7 6-core memory 32 GB 2400 MHz DDR4.

Unfortunately, it is, in general, not possible to mechanically decide whether a given application of the `induct` tactic is right for a given problem. In particular, even if we can finish a proof search after applying the `induct` tactic, this does not guarantee that the arguments passed to the `induct` tactic are the right combination. For example, it is possible to prove our motivating example by applying `induct xs ys rule: itrev.induct` this produces a negative data point that is not counted in when computing the corresponding coincidence rates since this is not the choice made by Nipkow *et al.*, even though this is a valid application of the `induct` tactic as we saw in Section 1.

For this reason, we adopt *coincidence rates* as our indicator to approximate the accuracy of `semantic_induct`'s recommendations: we measure how often recommendations of `semantic_induct` *coincide* with the choice of human engineers. Since there are often multiple equally valid combinations of induction arguments for a given inductive problem, coincident rates should be considered as conservative estimates of true success rates. For example, if `semantic_induct` recommends `induct xs ys rule: itrev.induct` this produces a negative data point that is not counted in when computing the corresponding coincidence rates since this is not the choice made by Nipkow *et al.*, even though this is a valid application of the `induct` tactic as we saw in Section 1.

As our evaluation target, we use nine Isabelle theory files with many inductive proofs from the Archive of Formal Proofs (AFP) [Klein *et al.* 2004]. The AFP is an online repository of formal proofs in Isabelle/HOL. Each entry in the AFP is peer-reviewed by Isabelle experts prior to acceptance. We presume that this review process ensures the quality of our target theory files. Therefore, if `semantic_induct` achieves higher coincidence rates for such theory files it is safe to consider that `semantic_induct` tends to produce accurate recommendations. In the rest of the paper, we use the following abbreviations to represent the nine target theory files:

- *Challenge* stands for `Challenge1A.thy`, which is a part of the solution for VerifyThis2019, a program verification competition associated with ETAPS2019. [Lammich and Wimmer 2019],
- *DFS* stands for `DFS.thy`, which is a formalisation of depth-first search [Nishihara and Minamide 2004].
- *Goodstein* is for `Goodstein_Lambda.thy`, which is an implementation of the Goodstein function in lambda-calculus [Felgenhauer 2020].
- *KD* stands for `KD_Tree.thy`, from the formalisation of multi-dimensional binary search trees [Rau 2019].
- *NN* stands for `Nearest_Neighbors.thy`, also from the formalisation of multi-dimensional binary search trees [Rau 2019].
- *PST* stands for `PST_RBT.thy`, which is from the formalisation of priority search tree [Lammich and Nipkow 2019],
- *Binomial* stands for `BinomialHeap.thy` [Meis *et al.* 2010],

- *Hybrid* refers to `Hybrid_Logic.thy`, which is the formalisation of a Seligman-style tableau system for Hybrid Logic [From 2019].
- *Boolean* represents `Boolean_Expression_Checkers.thy`, which provides executable checkers for the various properties of boolean expressions [Nipkow 2014].

### 5.3 Evaluation results: coincidence rates

Fig. 5 shows the coincidence rates for each target theory file both for `smart_induct` and `semantic_induct`. For example, the right most part of Fig. 5a shows the overall coincidence rates for `smart_induct`. The rightmost bar labelled as “top 5” indicates 68.5%. This means that the combination of induction arguments used by human researcher appears among the five most promising combinations recommended by `smart_induct` for 68.5% of the uses of the `induct` tactic in the target files.

The rightmost parts of Fig. 5a and Fig. 5b show that `semantic_induct`’s overall coincidence rates are consistently higher than those of `smart_induct`: `semantic_induct` outperforms `smart_induct` by 15.0, 16.1, 15.9, and 11.0 percentage points when allowed to recommend the 1, 2, 3, and 5 most promising combinations, respectively.

A careful observation reveals that the gaps between the coincidence rates for these tools are particularly large for NN, in which 81.8% of applications of the `induct` tactic involves generalization. In fact, Nagashima reported `smart_induct`’s low coincidence rates for induction involving generalization [Nagashima 2020] and concluded “recommendation of variable generalisation remains as a challenging task”. Their tool, `smart_induct`, was based on `LiFtEr` [Nagashima 2019], which, as we have seen in Section 3, is not expressive enough to encode generalisation heuristics that take the semantics of relevant definitions into consideration.

### 5.4 Evaluation results: execution time

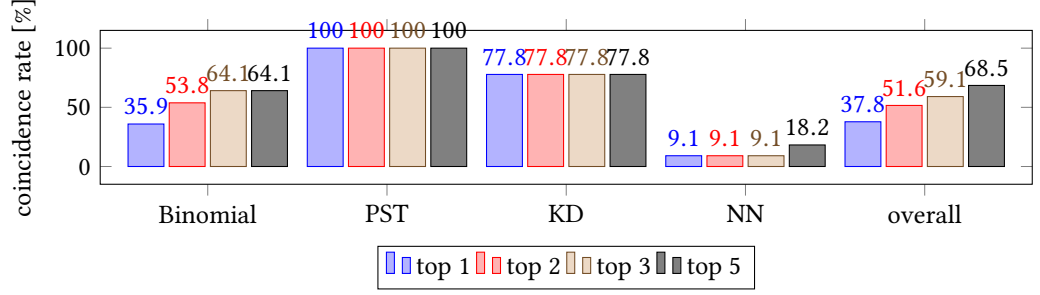
`semantic_induct` achieves higher coincidence rates than `smart_induct` because it uses the `SeLFiE` interpreter to examine the semantics of relevant to the inductive problem at hand. Inevitably, this requires larger computational resources: the `SeLFiE` interpreter has to traverse not only the syntax tree representing the proof goal but also the syntax trees representing the definitions of relevant constants.

However, our evaluation results shown in Fig. 6 illustrates that for most of the cases `semantic_induct` can provide recommendations faster than `smart_induct` does except for some cases that took more than 90 seconds, which appear at the right end of Fig. 6.

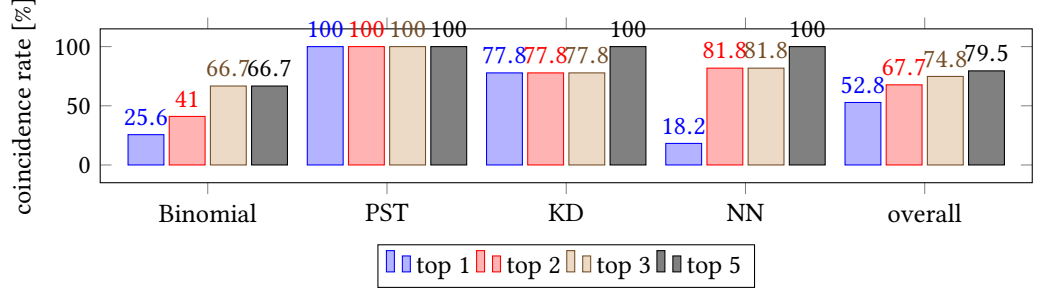
More concretely, the median value for the execution time of `semantic_induct` is 9.3 seconds while that of `smart_induct` is 16.3 seconds, achieving 43% of reduction in the execution time for the median value, despite the more extensive reasoning over proof goals and relevant definitions. Moreover, `smart_induct` provides recommendations for 188 problems within 30 seconds whereas `semantic_induct` does so for 163 problems within 30 seconds.

This reduction in execution time is attributed to the sophisticated constructions of candidate induction arguments and aggressive pruning of less promising candidates discussed in Section 5.1.

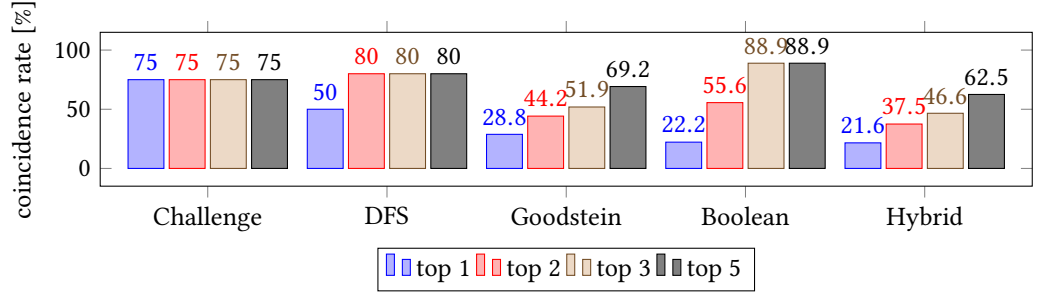
Fig. 6 also indicates how long each tool took to produce valuable recommendations: circles in Fig. 6 represent “successful cases” where the choice of the human researcher appeared among the 10 most promising candidates recommended by each tool, whereas | and X represent “failed cases” the cases where the choice of the human researcher did not appear among the 10 candidates. Interestingly, there is no clear correlation between the execution time and accuracy of recommendations: the “failed points” are distributed widely along the horizontal axis.



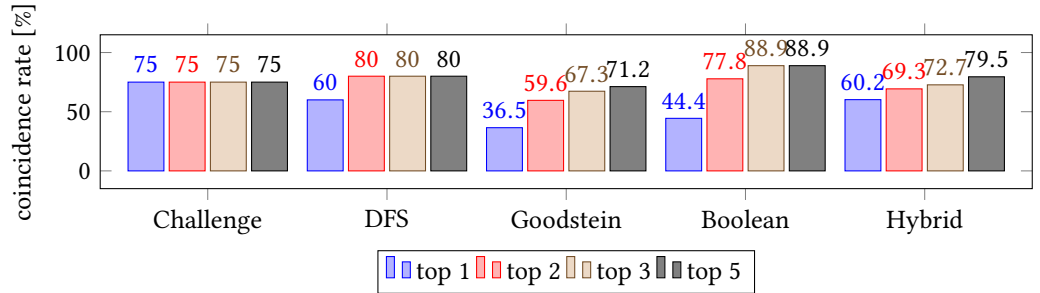
(a) Coincidence rates of smart\_induct for each theory file (part 1).



(b) Coincidence rates of semantic\_induct for each theory file (part 1).



(c) Coincidence rates of smart\_induct for each theory file (part 2).



(d) Coincidence rates of semantic\_induct for each theory file (part 2).

Fig. 5. Coincidence rates of smart\_induct and smart\_induct for each theory file .

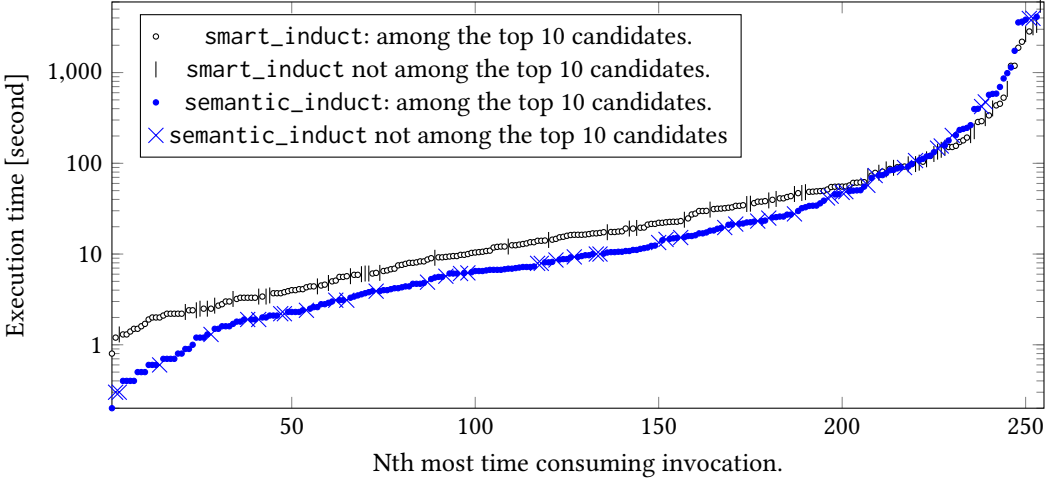


Fig. 6. Execution Time of smart\_induct.

## 6 RELATED WORK

The most well-known approach for inductive theorem proving is the Boyer-Moore waterfall model [Moore 1973]. This model was invented for a first-order logic on Common Lisp [Jr. 1982]. In the original waterfall model, a prover tries to apply any of the following six techniques: simplification, destructor elimination, cross-fertilization, generalization, elimination of irrelevance, and induction. If any of these techniques works, the prover stores the resulting sub-goals in a pool and continues to apply the six techniques in the same order until it empties the pool.

ACL2 [Moore 1998] is the latest incarnation of this line of work with industrial applications [Kaufmann and Moore 1997]. To decide how to apply induction, ACL2 estimates how good each induction scheme is by computing a score, called *hitting ratio*, based on a fixed formula [Boyer and Moore 1979; Moore and Wirth 2013], and it proceeds with the induction scheme with the highest hitting ratio.

Instead of computing a hitting ratio based on a fixed formula, we provide SeLFiE as a language, so that Isabelle experts can encode their expertise as assertions. While ACL2 produces many induction schemes and computes the corresponding hitting ratios, semantic\_induct produces a small number of promising combinations of induction terms and rules and analyzes them using SeLFiE assertions based on the syntactic structure of the inductive problem and the semantics of its relevant constants.

There are ongoing attempts to extend saturation-based superposition provers with induction: Cruanes presented an extension of typed superposition that can perform structural induction [Cruanes 2017], while Reger *et al.* incorporated lightweight automated induction [Reger and Voronkov 2019] to the Vampire prover [Kovács and Voronkov 2013] and HajdÁž *et al.* extended it to cover induction with generalization [HozzovÁž *et al.* 2020].

For more expressive logics, Jiang *et al.* employed multiple waterfalls [Jiang *et al.* 2018] in HOL Light [Harrison 1996]. However, to decide induction variables, they naively picked the first free variable with recursive type and left the selection of promising induction variables as future work. Passmore *et al.* developed the Imandra automated reasoning system [Passmore *et al.* 2020], which also uses the waterfall model for its typed higher-order setting.

For Isabelle/HOL, Nagashima *et al.* developed a proof strategy language, PSL, and its default strategy, `try_hard`. Their evaluation showed that `try_hard` discharges easy induction problems by conducting expensive proof searches and produces efficient proof scripts upon success; however, `try_hard`'s search space tends to explode for difficult inductive problems, and the tool fails produce any recommendation at all when it cannot complete a proof search. `semantic_induct` compliments PSL's weakness by providing how to apply induction without relying on a proof search.

## 7 CONCLUSION

We presented SeLFiE, a domain-specific language to encode induction heuristics, and `semantic_induct`, an interactive recommendation tool for proof by induction. The abstraction brought by logical constants in SeLFiE allows us to encode induction heuristics that can transcend problem domains, while the expressiveness introduced by semantic constructs let us grasp not only the syntactic structures of inductive problems but also semantics of relevant constants.

Exploiting SeLFiE's logical constants and semantic constructs, we encoded 20 heuristics to decide on which terms and with which rules we should apply the `induct` tactic, as well as 7 heuristic to decide which variables should be generalized.

`smart_induct` constructs candidate `induct` tactics from a given inductive problem while avoiding combinatorial explosion, and it selects promising candidates by filtering out unpromising candidates and scoring remaining candidates using our SeLFiE heuristics.

Our evaluation based on 254 inductive problems in nine problem domains showed that compared to the existing tool, `smart_induct`, `semantic_induct` achieved 15.7 percentage points of improvements in coincidence rates for the three most promising recommendations while achieving 43% of reduction in the median value for the execution time. In particular, `semantic_induct` surpassed the accuracy of the existing tool by a wide margin for inductive problems involving variable generalization. These results contradict Gramlich's survey paper [Gramlich 2005] on inductive theorem proving (ITP) from 2005, in which he predicted "in the near future ITP will only be successful for very specialized domains for very restricted classes of conjectures." Therefore, based on our evaluation results we claim that `semantic_induct` partially refuted his bleak conjecture.

Currently, `semantic_induct` is offered as an interactive tool for an interactive theorem prover, Isabelle/HOL. It remains as our future work to integrate `semantic_induct` into search-based tools [Nagashima and Kumar 2017; Nagashima and Parsert 2018].

## ACKNOWLEDGMENTS

This work was supported by the European Regional Development Fund under the project AI & Reasoning (reg.no. CZ.02.1.01/0.0/0.0/15\_003/0000466) and by NII under NII-Internship Program 2019-2nd call.

## REFERENCES

- Kshitij Bansal, Sarah M. Loos, Markus N. Rabe, Christian Szegedy, and Stewart Wilcox. 2019. HOList: An Environment for Machine Learning of Higher Order Logic Theorem Proving. In *Proceedings of the 36th International Conference on Machine Learning, ICML 2019, 9-15 June 2019, Long Beach, California, USA*. 454–463. <http://proceedings.mlr.press/v97/bansal19a.html>
- Jasmin Christian Blanchette, Sascha Böhme, and Lawrence C. Paulson. 2011. Extending Sledgehammer with SMT Solvers. In *Automated Deduction - CADE-23 - 23rd International Conference on Automated Deduction, Wroclaw, Poland, July 31 - August 5, 2011. Proceedings (Lecture Notes in Computer Science, Vol. 6803)*, Nikolaj Bjørner and Viorica Sofronie-Stokkermans (Eds.). Springer, 116–130. <https://doi.org/10.1007/978-3-642-22438-6>
- Jasmin Christian Blanchette, Andrei Popescu, Daniel Wand, and Christoph Weidenbach. 2012. More SPASS with Isabelle - Superposition with Hard Sorts and Configurable Simplification. In *Interactive Theorem Proving - Third International Conference, ITP 2012, Princeton, NJ, USA, August 13-15, 2012. Proceedings*. 345–360. [https://doi.org/10.1007/978-3-642-32347-8\\_24](https://doi.org/10.1007/978-3-642-32347-8_24)



- Sascha Böhme and Tobias Nipkow. 2010. Sledgehammer: Judgement Day. In *Automated Reasoning, 5th International Joint Conference, IJCAR 2010, Edinburgh, UK, July 16-19, 2010. Proceedings*. 107–121. [https://doi.org/10.1007/978-3-642-14203-1\\_9](https://doi.org/10.1007/978-3-642-14203-1_9)
- Robert S. Boyer and J. Strother Moore. 1979. *A computational logic handbook*. Perspectives in computing, Vol. 23. Academic Press.
- Alan Bundy. 2001. The Automation of Proof by Mathematical Induction. In *Handbook of Automated Reasoning (in 2 volumes)*, John Alan Robinson and Andrei Voronkov (Eds.). Elsevier and MIT Press, 845–911.
- Simon Cruanes. 2017. Superposition with Structural Induction. In *Frontiers of Combining Systems - 11th International Symposium, FroCoS 2017, Brasília, Brazil, September 27-29, 2017, Proceedings (Lecture Notes in Computer Science, Vol. 10483)*, Clare Dixon and Marcelo Finger (Eds.). Springer, 172–188. [https://doi.org/10.1007/978-3-319-66167-4\\_10](https://doi.org/10.1007/978-3-319-66167-4_10)
- Lukasz Czajka and Cezary Kaliszyk. 2018. Hammer for Coq: Automation for Dependent Type Theory. *J. Autom. Reasoning* 61, 1-4 (2018), 423–453. <https://doi.org/10.1007/s10817-018-9458-4>
- Bertram Felgenhauer. 2020. Implementing the Goodstein Function in Lambda-Calculus. *Archive of Formal Proofs* (Feb. 2020). [http://isa-afp.org/entries/Goodstein\\_Lambda.html](http://isa-afp.org/entries/Goodstein_Lambda.html), Formal proof development.
- Asta Halkjær From. 2019. Formalizing a Seligman-Style Tableau System for Hybrid Logic. *Archive of Formal Proofs* (Dec. 2019). [http://isa-afp.org/entries/Hybrid\\_Logic.html](http://isa-afp.org/entries/Hybrid_Logic.html), Formal proof development.
- Thibault Gauthier, Cezary Kaliszyk, and Josef Urban. 2017. TacticToe: Learning to Reason with HOL4 Tactics. In *LPAR-21, 21st International Conference on Logic for Programming, Artificial Intelligence and Reasoning, Maun, Botswana, May 7-12, 2017 (EPIc Series in Computing, Vol. 46)*, Thomas Eiter and David Sands (Eds.). EasyChair, 125–143. <http://www.easychair.org/publications/paper/340355>
- Bernhard Gramlich. 2005. Strategic Issues, Problems and Challenges in Inductive Theorem Proving. *Electr. Notes Theor. Comput. Sci.* 125, 2 (2005), 5–43. <https://doi.org/10.1016/j.entcs.2005.01.006>
- John Harrison. 1996. HOL Light: A Tutorial Introduction. In *Formal Methods in Computer-Aided Design, First International Conference, FMCAD '96, Palo Alto, California, USA, November 6-8, 1996, Proceedings*. 265–269. <https://doi.org/10.1007/BFb0031814>
- Petra Hozzová, Laura Kovács, Johannes Schoisswohl, and Andrei Voronkov. EasyChair, 2020. Induction with Generalization in Superposition Reasoning. EasyChair Preprint no. 2468.
- Yaqing Jiang, Petros Papapanagiotou, and Jacques D. Fleuriot. 2018. Machine Learning for Inductive Theorem Proving. In *Artificial Intelligence and Symbolic Computation - 13th International Conference, AISC 2018, Suzhou, China, September 16-19, 2018, Proceedings*. 87–103. [https://doi.org/10.1007/978-3-319-99957-9\\_6](https://doi.org/10.1007/978-3-319-99957-9_6)
- Guy L. Steele Jr. 1982. An Overview of Common Lisp. In *Proceedings of the 1982 ACM Symposium on LISP and Functional Programming, LFP 1980, August 15-18, 1982, Pittsburgh, PA, USA*. ACM, 98–107.
- Cezary Kaliszyk and Josef Urban. 2015. HOL(y)Hammer: Online ATP Service for HOL Light. *Mathematics in Computer Science* 9, 1 (2015), 5–22. <https://doi.org/10.1007/s11786-014-0182-0>
- Matt Kaufmann and J. Strother Moore. 1997. An Industrial Strength Theorem Prover for a Logic Based on Common Lisp. *IEEE Trans. Software Eng.* 23, 4 (1997), 203–213. <https://doi.org/10.1109/32.588534>
- Gerwin Klein, Tobias Nipkow, Larry Paulson, and Rene Thiemann. 2004. *The Archive of Formal Proofs*. <https://www.isa-afp.org/>
- Laura Kovács and Andrei Voronkov. 2013. First-Order Theorem Proving and Vampire. In *Computer Aided Verification - 25th International Conference, CAV 2013, Saint Petersburg, Russia, July 13-19, 2013. Proceedings*. 1–35. [https://doi.org/10.1007/978-3-642-39799-8\\_1](https://doi.org/10.1007/978-3-642-39799-8_1)
- Peter Lammich and Tobias Nipkow. 2019. Priority Search Trees. *Archive of Formal Proofs* (June 2019). [http://isa-afp.org/entries/Priority\\_Search\\_Trees.html](http://isa-afp.org/entries/Priority_Search_Trees.html), Formal proof development.
- Peter Lammich and Simon Wimmer. 2019. VerifyThis 2019 – Polished Isabelle Solutions. *Archive of Formal Proofs* (Oct. 2019). <http://isa-afp.org/entries/VerifyThis2019.html>, Formal proof development.
- Xavier Leroy. 2009. Formal verification of a realistic compiler. *Commun. ACM* 52, 7 (2009), 107–115. <http://doi.acm.org/10.1145/1538788.1538814>
- Rene Meis, Finn Nielsen, and Peter Lammich. 2010. Binomial Heaps and Skew Binomial Heaps. *Archive of Formal Proofs* (Oct. 2010). <http://isa-afp.org/entries/Binomial-Heaps.html>, Formal proof development.
- J. Strother Moore. 1973. *Computational logic : structure sharing and proof of program properties*. Ph.D. Dissertation. University of Edinburgh, UK. <http://hdl.handle.net/1842/2245>
- J. Strother Moore. 1998. Symbolic Simulation: An ACL2 Approach. In *Formal Methods in Computer-Aided Design, Second International Conference, FMCAD '98, Palo Alto, California, USA, November 4-6, 1998, Proceedings*. 334–350. [https://doi.org/10.1007/3-540-49519-3\\_22](https://doi.org/10.1007/3-540-49519-3_22)
- J Strother Moore and Claus-Peter Wirth. 2013. Automation of Mathematical Induction as part of the History of Logic. *CoRR abs/1309.6226* (2013). arXiv:1309.6226 <http://arxiv.org/abs/1309.6226>



- Yutaka Nagashima. 2019. LiFtEr: Language to Encode Induction Heuristics for Isabelle/HOL. In *Programming Languages and Systems - 17th Asian Symposium, APLAS 2019, Nusa Dua, Bali, Indonesia, December 1-4, 2019, Proceedings*. 266–287. [https://doi.org/10.1007/978-3-030-34175-6\\_14](https://doi.org/10.1007/978-3-030-34175-6_14)
- Yutaka Nagashima. 2020. Smart Induction for Isabelle/HOL (Tool Paper). In *Proceedings of the 20th Conference on Formal Methods in Computer-Aided Design – FMCAD 2020*. [https://doi.org/10.34727/2020/isbn.978-3-85448-042-6\\_32](https://doi.org/10.34727/2020/isbn.978-3-85448-042-6_32)
- Yutaka Nagashima and Yilun He. 2018. PaMpeR: proof method recommendation system for Isabelle/HOL. In *Proceedings of the 33rd ACM/IEEE International Conference on Automated Software Engineering, ASE 2018, Montpellier, France, September 3-7, 2018*. 362–372. <https://doi.org/10.1145/3238147.3238210>
- Yutaka Nagashima and Ramana Kumar. 2017. A Proof Strategy Language and Proof Script Generation for Isabelle/HOL. In *Automated Deduction - CADE 26 - 26th International Conference on Automated Deduction, Gothenburg, Sweden, August 6-11, 2017, Proceedings (Lecture Notes in Computer Science, Vol. 10395)*, Leonardo de Moura (Ed.). Springer, 528–545. [https://doi.org/10.1007/978-3-319-63046-5\\_32](https://doi.org/10.1007/978-3-319-63046-5_32)
- Yutaka Nagashima and Julian Parsert. 2018. Goal-Oriented Conjecturing for Isabelle/HOL. In *Intelligent Computer Mathematics - 11th International Conference, CICM 2018, Hagenberg, Austria, August 13-17, 2018, Proceedings*. 225–231. [https://doi.org/10.1007/978-3-319-96812-4\\_19](https://doi.org/10.1007/978-3-319-96812-4_19)
- Tobias Nipkow. 2014. Boolean Expression Checkers. *Archive of Formal Proofs* (June 2014). [http://isa-afp.org/entries/Boolean\\_Expression\\_Checkers.html](http://isa-afp.org/entries/Boolean_Expression_Checkers.html), Formal proof development.
- Tobias Nipkow and Gerwin Klein. 2014. *Concrete Semantics - With Isabelle/HOL*. Springer. <https://doi.org/10.1007/978-3-319-10542-0>
- Tobias Nipkow, Lawrence C. Paulson, and Markus Wenzel. 2002. *Isabelle/HOL - a proof assistant for higher-order logic*. Lecture Notes in Computer Science, Vol. 2283. Springer.
- Toshiaki Nishihara and Yasuhiko Minamide. 2004. Depth First Search. *Archive of Formal Proofs* (June 2004). <http://isa-afp.org/entries/Depth-First-Search.html>, Formal proof development.
- Grant O. Passmore, Simon Cruanes, Denis Ignatovich, Dave Aitken, Matt Bray, Elijah Kagan, Kostya Kanishev, Ewen Maclean, and Nicola Mometto. 2020. The Imandra Automated Reasoning System (System Description). In *Automated Reasoning - 10th International Joint Conference, IJCAR 2020, Paris, France, July 1-4, 2020, Proceedings, Part II*. 464–471. [https://doi.org/10.1007/978-3-030-51054-1\\_30](https://doi.org/10.1007/978-3-030-51054-1_30)
- Martin Rau. 2019. Multidimensional Binary Search Trees. *Archive of Formal Proofs* (May 2019). [http://isa-afp.org/entries/KD\\_Tree.html](http://isa-afp.org/entries/KD_Tree.html), Formal proof development.
- Giles Reger and Andrei Voronkov. 2019. Induction in Saturation-Based Proof Search. In *Automated Deduction - CADE 27 - 27th International Conference on Automated Deduction, Natal, Brazil, August 27-30, 2019, Proceedings (Lecture Notes in Computer Science, Vol. 11716)*, Pascal Fontaine (Ed.). Springer, 477–494. [https://doi.org/10.1007/978-3-030-29436-6\\_28](https://doi.org/10.1007/978-3-030-29436-6_28)
- Stephan Schulz. 2002. E - a brainiac theorem prover. *AI Commun.* 15, 2-3 (2002), 111–126. <http://content.iospress.com/articles/ai-communications/aic260>
- The Coq development team. [n.d.]. The Coq Proof Assistant. <https://coq.inria.fr>
- Markus Wenzel. 2002. *Isabelle, Isar - a versatile environment for human readable formal proof documents*. Ph.D. Dissertation. Technical University Munich, Germany. <http://tumb1.biblio.tu-muenchen.de/publ/diss/in/2002/wenzel.pdf>
- Makarius Wenzel. 2012. Isabelle/jEdit - A Prover IDE within the PIDE Framework. In *Intelligent Computer Mathematics - 11th International Conference*. 468–471. [https://doi.org/10.1007/978-3-642-31374-5\\_38](https://doi.org/10.1007/978-3-642-31374-5_38)