

# Preparation of the 1/2-Laughlin state with atoms in a rotating trap

Bárbara Andrade,<sup>1,2</sup> Valentin Kasper,<sup>2,3</sup> Maciej Lewenstein,<sup>2,4</sup> Christof Weitenberg,<sup>5,6</sup> and Tobias Graß<sup>2</sup>

<sup>1</sup>*Instituto de Física Teórica, UNESP-Universidade Estadual Paulista, São Paulo 01140-070, SP, Brazil*

<sup>2</sup>*ICFO-Institut de Ciències Fotoniques, The Barcelona Institute of Science and Technology, 08860 Castelldefels (Barcelona), Spain*

<sup>3</sup>*Department of Physics, Harvard University, Cambridge, MA, 02138, US*

<sup>4</sup>*ICREA, Pg. Lluís Companys 23, 08010 Barcelona, Spain*

<sup>5</sup>*ILP — Institut für Laserphysik, Universität Hamburg, Luruper Chaussee 149, 22761 Hamburg, Germany*

<sup>6</sup>*The Hamburg Centre for Ultrafast Imaging, Luruper Chaussee 149, 22761 Hamburg, Germany*

Fractional quantum Hall systems are among the most exciting strongly correlated systems. Accessing them microscopically via quantum simulations with ultracold atoms would be an important achievement toward a better understanding of this strongly correlated state of matter. A promising approach is to confine a small number of bosonic atoms in a quasi-two-dimensional rotating trap, which mimics the magnetic field. For rotation frequencies close to the in-plane trapping frequency, the ground state is predicted to be a bosonic analog of the Laughlin state. Here, we study the problem of the adiabatic preparation of the Laughlin state by ramping the rotation frequency and controlling the ellipticity of the trapping potential. By employing adapted ramping speeds for rotation frequency and ellipticity, and large trap deformations, we improve the preparation time for high-fidelity Laughlin states by a factor of ten in comparison to previous studies. With this improvement of the adiabatic protocol the Laughlin state can be prepared with current experimental technology.

## I. INTRODUCTION

Ultracold atoms give a unique perspective on strongly correlated matter [1, 2] as they allow one, for example, to study quantum states with single-atom resolution or to explore higher-order correlations and entanglement [3, 4]. Moreover, ultracold atoms have several features, which make them particularly well suited for the study of strongly correlated matter. Their isolation from the environment is excellent and the microscopic system parameters are highly tunable. This tunability allows for preparing a variety of strongly correlated states by adiabatically ramping the system parameters starting from a well-defined state such as a trapped Bose-Einstein condensate.

Strongly correlated states of particular interest are fractional quantum Hall states, especially because of their prospects for topological quantum computation [5]. Although fractional quantum Hall physics has been experimentally discovered already four decades ago [6], and has readily been explained in terms of Laughlin's trial wave function [7], the fractional quantum Hall effect continues to be a challenging subject of research: One of the most striking predictions about the fractional quantum Hall physics is the existence of quasiparticles with fractional statistics [8, 9], so-called anyons. The existence of these quasi-particles has yet to be confirmed ultimately, despite strong efforts and much experimental progress made towards anyon detection [10–13].

A new direction of how to approach these challenges are quantum simulators, which prepare fractional quantum Hall states in highly controlled experimental settings. Many advances towards such synthetic fractional quantum Hall systems have been made in both atomic

[14–19] and photonic [20–25] quantum simulators. These advances include the generation of artificial magnetic fields, which are responsible for the flat band structure, and detection of their topological properties, such as chiral edge states [20, 21], topological quantum numbers [16, 18, 19, 23, 25], topological transport [22, 24]. Through light-matter coupling, it has also been possible to create interactions between two photons in a synthetic gauge field, yielding a Laughlin-type quantum state [26]. Although atomic systems are interacting in a more natural way, the evidence of atomic Laughlin states has remained limited until now [27].

Various difficulties in reaching synthetic Laughlin states are known: In the strongly correlated regime, the centrifugal forces leading to the artificial gauge field almost compensate the trap [28, 29], and thus reduces the stability of the system. Adding steeper potentials to the harmonic trap such as a confining quartic potential or a weak hard wall confinement have been found to be very harmful to bosonic Laughlin states [30, 31]. The generation of synthetic gauge fields may heat the system, especially if periodic driving is involved [32]. In this context, it is particularly important to note that various intermediate phases separate the uncorrelated system from the strongly correlated liquid phase [28, 29, 33, 34]. Thus, the phase diagram exhibits different regions of small energy gaps above the ground state. Nevertheless, an adiabatic path to the Laughlin state has been proposed for a system of bosonic cold atoms in a harmonic elliptic trap with tunable rotation frequency and tunable ellipticity [35]. Similar considerations for the adiabatic preparation also apply to fermionic systems [36]. An alternative route to synthetic Laughlin states is based on “growing” the state via variable particle numbers [37].

In the present paper, we revisit the adiabatic preparation scheme for bosonic Laughlin states in rotating traps [35]. The idea is to increase the angular momentum  $L$  of  $N$  atoms in a rotating trap from the non-rotating state  $L = 0$  to the angular momentum of the  $1/2$ -Laughlin state,  $L = N(N-1)$ , by a ramp of the rotation frequency of the trap, and simultaneously breaking rotational symmetry by an anisotropic deformation of the trap. In Ref. [35], a preparation time of 6450 trapping periods was reported, in which the Laughlin state of four atoms was reached with a fidelity of 0.97. This implies that even for a trapping frequency as large as  $(2\pi) \times 30$  kHz, the preparation time exceeds 200 ms. However, we show that such an adiabatic preparation can be dramatically be improved. Specifically, our numerics reach a four-atom Laughlin state with a fidelity of 0.99 within 605 trapping periods, or 20 ms for a frequency of  $(2\pi) \times 30$  kHz. This result significantly improves the prospects of preparing atomic Laughlin states using an adiabatic scheme. The main ingredients that distinguish our scheme from earlier work are:

- larger anisotropies of the trap: During the preparation the atoms acquire large values of angular momentum, exceeding the Laughlin value, far before reaching the strongly correlated regime. Thus, the accumulation of angular momentum occurs in regimes which are characterized by relatively large energy gaps, and in the final stage of the protocol, the Laughlin state is approached by *reducing* the angular momentum of the system.
- varying ramp speeds: relatively large energy gaps allow for quick ramps at an early stage of the preparation scheme, shortening the total evolution time.

Our work is organized as follows: In Sec. II, we describe the system and its behavior at different rotation frequencies. In Sec. III, we present our main result, that is, how rotation frequency and trap anisotropy have to be tuned to reach the Laughlin state with high fidelity. Conclusions of this result are drawn in Sec. IV.

## II. THEORETICAL MODEL

We consider a microscopic model of  $N$  bosonic atoms confined to two dimensions and trapped in a harmonic potential. These microtraps can be realized either via a tightly-focused optical tweezer or via an optical lattice as a decoupled array of individual microtraps as in Ref. [27]. Tight harmonic confinement along the third dimension ( $z$ -direction) freezes all excitations along that direction, and each microtrap becomes effectively two-dimensional. We denote the harmonic oscillator frequency by  $\omega_z$ , and the associated length scale is given by  $\lambda_z = (\hbar/M\omega_z)^{1/2}$ , with  $M$  the mass of the atoms. The bosonic atoms interact via contact interaction, which we parametrize with the dimensionless coupling constant  $g$ . In the considered

experimental setups the dimensionless coupling is given by  $g = \sqrt{8\pi}(a_S/\lambda_z)$ , with  $a_S$  being the three-dimensional scattering length. The artificial gauge field is created by rotation around the  $z$  direction with frequency  $\Omega$ . For a review on artificial gauge fields with atoms in a rotating trap, we suggest Refs. [38, 39]. The total Hamiltonian  $H = H_0 + H_I$  describing  $N$  atoms consists of the non-interacting part

$$H_0 = \sum_{j=1}^N \left[ \frac{\mathbf{p}_j^2}{2M} + \frac{1}{2}M\omega^2\mathbf{r}_j^2 - \Omega L_{z,j} \right], \quad (1)$$

and the interacting part

$$H_I = \frac{\hbar^2 g}{M} \sum_{j=1}^N \sum_{k>j} \delta(\mathbf{r}_j - \mathbf{r}_k), \quad (2)$$

where  $\mathbf{r}_j = x_j\mathbf{e}_x + y_j\mathbf{e}_y$  is the position operator in the  $xy$ -plane, and  $L_{z,j}$  is the angular momentum operator in  $z$ -direction of the  $j$ th atom. Moreover,  $\omega$  is the frequency of the harmonic trapping in the  $xy$ -plane. The single particle Hamiltonian can be written as

$$H_0 = \sum_{j=1}^N \left[ \frac{|\mathbf{p}_j - M\boldsymbol{\Omega} \times \mathbf{r}_j|^2}{2M} + \frac{1}{2}M(\omega^2 - \boldsymbol{\Omega}^2)\mathbf{r}_j^2 \right], \quad (3)$$

where introduced the rotation vector  $\boldsymbol{\Omega} = \Omega\hat{z}$  along the  $z$ -axis. Eq. (3) describes non-interacting particles with charge  $q$  in a magnetic field  $q\mathbf{B} = 2M\boldsymbol{\Omega}$ .

The single-particle eigenstates of  $H_0$  are the Fock-Darwin states, cf. Ref. [28], which are organized in different Landau levels, separated by a ‘‘cyclotron’’ energy  $\hbar(\omega + \Omega)$ . Different states within a Landau level are distinguished by an angular momentum quantum number  $m$ , which contributes the term  $m\hbar(\omega - \Omega)$  to the single-particle energy. Assuming that  $\omega + \Omega \gg \omega - \Omega$ , and that the cyclotron energy also sufficiently exceeds the interaction energy of the system, the effective Hilbert space can be reduced to the lowest Landau level. The Fock-Darwin wave functions of the lowest Landau level are given by

$$\phi_m(x, y) = \frac{1}{\lambda^{m+1}\sqrt{\pi m!}} (x + iy)^m e^{-(x^2+y^2)/2\lambda^2}, \quad (4)$$

where  $\lambda = \sqrt{\frac{\hbar}{M\omega}}$  is the harmonic oscillator length scale.

We use these eigenstates as a computational basis. The second-quantized operator  $a_m^\dagger$  ( $a_m$ ) creates (annihilates) a particle described by  $\phi_m(x, y)$ . In units of  $\hbar\omega$  and using second quantization the Hamiltonian can be written as

$$H = H_0 + H_I = N + [1 - \Omega]L + U, \quad (5)$$

where  $N = \sum_m a_m^\dagger a_m$  is the number operator,  $L = \hbar \sum_m m a_m^\dagger a_m$  is the total angular momentum operator and  $U = H_I/(\hbar\omega)$  is the interaction operator

$$U = \sum_{m,n,p,q} U_{m,n,p,q} a_m^\dagger a_n^\dagger a_p a_q, \quad (6)$$

where the matrix element is given by

$$U_{m,n,p,q} = \frac{g}{\pi} \frac{\delta_{m+n,p+q}}{\sqrt{m!n!p!q!}} \frac{(m+n)!}{2^{m+n+1}}. \quad (7)$$

All terms in the Hamiltonian commute with  $L$ , and hence the angular momentum is a conserved quantity at this point.

We are interested in preparing the ground state of a bosonic fractional quantum Hall system at Landau filling fraction  $\nu = 1/2$ , i.e. the lowest Landau level shall be half-filled. For particles which interact with short-range interactions such phase is exactly described by the 1/2-Laughlin wavefunction

$$\psi_L(z_1, \dots, z_N) = \prod_{i<j}^N (z_i - z_j)^2 \prod_{k=1}^N e^{-|z_k|^2/2}. \quad (8)$$

Here, we have used complex numbers  $z_j$  to represent the position of the  $j$ th particle,  $z_j = (x_j + iy_j)/\lambda$ . This wave function is zero whenever two particles are at the same position, and thus, it is a zero-energy eigenstate of the contact potential  $H_I$ .

The 1/2-Laughlin state has total angular momentum  $L = N(N-1)$  (in units  $\hbar$ ), as can be inferred from the degree of the polynomial part of Eq. (8). On the other hand, the total angular momentum of the ground state of  $H$  is the result of a competition between  $H_0$  and  $H_I$ : The single-particle part  $H_0$  yields an energy which is proportional to  $L$ , while larger values  $L$  allow the particles to avoid each other, reducing the amount of interaction energy. In particular, there are no zero-energy eigenstates of  $H_I$  for  $L < N(N-1)$ . We can control this competition of  $H_0$  and  $H_I$  by the rotation frequency in  $H_0$ , which in the following will therefore be chosen to be time-dependent, i.e.  $\Omega(t)$ . Throughout the paper, we will express  $\Omega(t)$  in units of  $\omega$ .

This competition is illustrated in Fig. 1, where we have plotted the energy of ground state and first excited state in Fig. 1a, and the total angular momentum of the ground state in Fig. 1b as a function of the rotation frequency  $\Omega$ . At discrete values of  $\Omega$ , the energy gap above the ground state vanishes, and the ground state angular momentum changes abruptly. In the system of four particles, we obtain ground states at  $\langle L \rangle = 0, 4, 8$  and 12. It will be the goal of our adiabatic protocol to bring a rotating system from the condensate phase ( $L = 0$ ) to the Laughlin state ( $L = N(N-1)$ ) by a ramp of the rotation frequency. In this work, we consider the experimentally relevant case of  $N = 4$  atoms implying an angular momentum of  $L = 12$  for the Laughlin state. We fix the interaction parameter to  $g = 1$ , noting that in practice  $g$  can be tuned via Feshbach resonances and/or confinement-induced resonances.

The transitions in Fig. 1 are true level crossings, as allowed by the rotational symmetry of the system. Thus, in order to adiabatically connect the different ground states, we have to turn these true crossings (corresponding to first-order phase transitions) into avoided crossings (corresponding to second-order phase transitions). This can

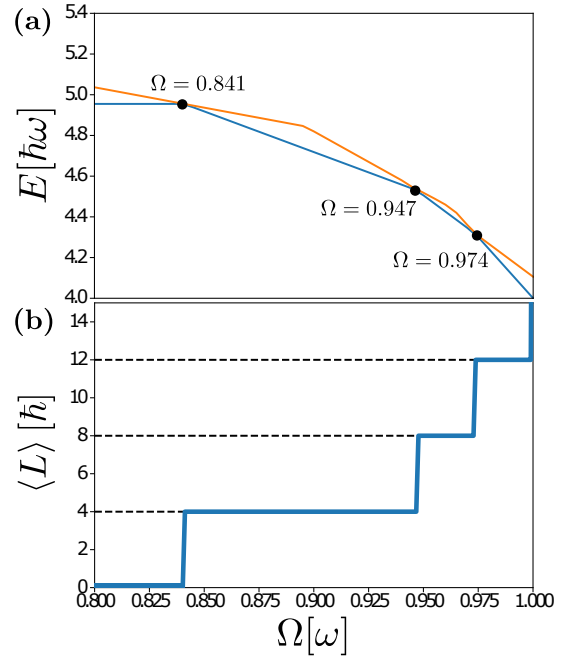


FIG. 1. **(a)** Energy of ground state and first excited state in an isotropic system of four atoms (with  $g = 1$ ) as a function of rotation frequency. True level crossings happen at  $\Omega = 0.841, 0.947$  and  $0.974$ . **(b)** Angular momentum expectation value as a function of rotation frequency. The Laughlin state is the ground state after the third crossing, when  $L = N(N-1) = 12$ .

be achieved by removing the rotational symmetry, e.g. by introducing an anisotropic potential to the Hamiltonian

$$V(t) = A(t)M\omega^2 \sum_i (x_i^2 - y_i^2) \quad (9)$$

or, in terms of creation and annihilation operators and in units of  $\hbar\omega$ ,

$$V(t) = \frac{A(t)}{2} \sum_{m=2}^{\infty} \left[ \sqrt{m(m-1)} a_m^\dagger a_{m-2} + \text{h.c.} \right]. \quad (10)$$

With this, the new Hamiltonian for the system is

$$H(t) = N + [1 - \Omega(t)]L + U + V(t). \quad (11)$$

These expressions for  $V(t)$  implicitly define an “anisotropy” parameter  $A(t)$ , which together with the rotation frequency  $\Omega(t)$  shall be controllable as a function of time. Our goal is to fix the temporal behavior of these parameters such that the system evolves into the Laughlin state. We note that the anisotropy in  $V(t)$  is due to an increase of the trapping frequency along the  $x$ -direction, and a decrease of the trapping frequency along the  $y$ -direction. Concretely, the trapping frequency along  $y$ -direction is proportional to  $\sqrt{1-2A}$ , which sets the centrifugal limit to  $\Omega \leq \sqrt{1-2A}$ . For larger rotation frequencies, the experiment is expected to become unstable as the atoms can be expelled from the trap. We will avoid this region in our protocol.

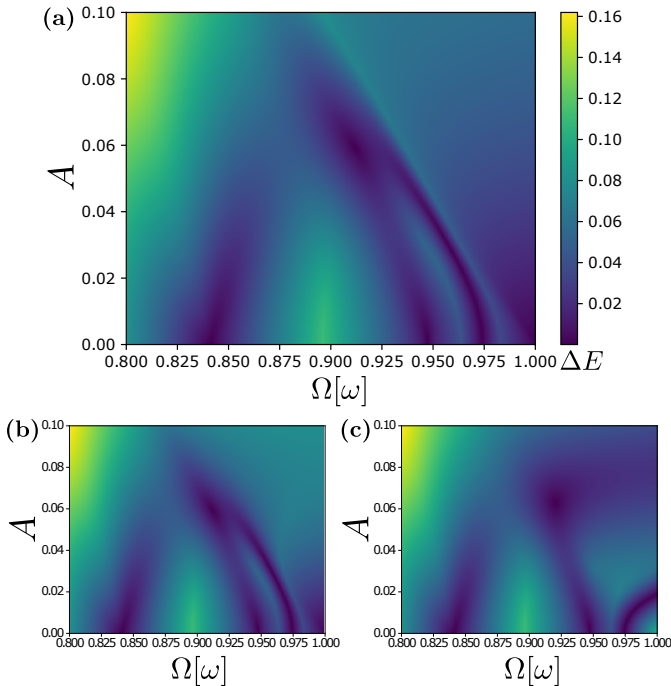


FIG. 2. **Energy gap** as a function of rotation frequency and anisotropy parameter for different angular momentum truncations: (a)  $L_{\max} = 40$  (b)  $L_{\max} = 26$  (c)  $L_{\max} = 12$ . All plots share the same color scale as (a), the energy gap  $\Delta E$  is given in units of  $\hbar\omega$ .

The anisotropy also introduces additional complexity from the computational point of view: Since the new Hamiltonian does not conserve the total angular momentum, we must truncate the Hilbert space at some  $L = L_{\max}$ . The choice of  $L_{\max}$  depends on the protocol, and to have a good truncation we need to assure that at all times sectors of large  $L$  (i.e. the many-body states with total angular momentum close or equal to  $L_{\max}$ ) contribute a negligible part to the many-body wavefunction. In Fig. 2, we plot the energy gap above the ground state as a function of anisotropy parameter  $A$  and rotation frequency  $\Omega$  for different choices of  $L_{\max}$ . This comparison illustrates that truncation at fairly small values ( $L_{\max} = 12$ ) is possible only for small values of  $A$  or  $\Omega$ . On the other hand, the plots for  $L_{\max} = 26$  and  $L_{\max} = 40$  agree very well in the whole parameter region, suggesting that good convergence of the numerics has been reached. For our simulation of the adiabatic state preparation, presented in the next Section, we have chosen  $L_{\max} = 40$ . This truncation provides good convergence in the protocol we propose for the Laughlin state preparation.

### III. ADIABATIC STATE PREPARATION

We now aim at a protocol for  $A(t)$  and  $\Omega(t)$  which adiabatically moves the system from the condensate ( $L = 0$ )

into the Laughlin state ( $L = 12$ ). In order to ensure adiabaticity regions with small energy gap should be avoided, and the velocity of parameter changes should be adjusted to the size of the energy gap. With this in mind, we have considered the protocol as illustrated by the red line in Fig. 3(a): First, the anisotropy is ramped up to a relatively large value ( $A = 0.08$ ) at slow rotation ( $\Omega = 0.8$ ). Next, the rotation frequency is increased almost up to the centrifugal limit (marked by the black line in Fig. 3). Finally, we simultaneously decrease  $A$  and increase  $\Omega$  along the centrifugal limit, until isotropy is restored and the Laughlin state is reached. From the contour plot of the energy gap, it is obvious that this path avoids regions of small gaps.

Furthermore, we allocate different amounts of time for the evolution along different segments of the path. To this end, we have marked different points  $P_i = (\Omega_i, A_i)$  along the path, which shall be reached at given times  $t_i$ . Between adjacent points, the parameters  $A(t)$  and  $\Omega(t)$  are changed linearly in time. Thus, the protocol is fully determined by  $P_i$  and  $t_i$ , as given by Table I. In this table, we have parametrized time  $t$  by dimensionless values  $\tau = \frac{\omega t}{2\pi}$ , which measure time in units of the trapping period. An illustration of the protocol defined by Table I is provided in Fig. 3(b).

	$\Omega_i$	$A_i$	$\tau_i$	$\Delta\tau_i$
$P_1$	0.8	0	0	-
$P_2$	0.8	0.08	48	48
$P_3$	0.88	0.08	80	32
$P_4$	0.912	0.08	160	80
$P_5$	0.977	0.014	366	206
$P_6$	0.985	0	605	239

TABLE I. Coordinates  $(\Omega_i, A_i)$  of the points  $P_i$  along the protocol in Fig. 3(a), and the dimensionless time  $\tau_i$  at which the given configuration is reached within the protocol. The difference  $\Delta\tau_i = \tau_i - \tau_{i-1}$  measures the amount of time spent to evolve between adjacent points.

We stress that our protocol is significantly slowed down in the regions of small gap (between  $P_3$  and  $P_4$ , and between  $P_5$  and  $P_6$ ), while it quickly passes the other regions. This can also be seen from Fig. 3(c), which plots the energy gap as a function of  $\tau$ . This figure shall be compared with Fig. 4: There, we have employed a different protocol, of the same total duration. In this case, the time between two points,  $\Delta\tau_i = \tau_i - \tau_{i-1}$ , is chosen proportional to the geometric distance between the points  $\tau_i \propto [(A_i - A_{i-1})^2 + (\Omega_i - \Omega_{i-1})^2]^{1/2}$  and corresponds to homogeneous ramp speeds. It is seen that, with this choice, more than half of the preparation time is spent for the evolution through relatively strongly gapped regions, i.e. from  $P_1$  to  $P_3$ , whereas in our protocol with adjusted ramp speeds (i.e. the protocol defined by Table I) the same evolution takes less than 15% of the total evolution time.

The advantage of adjusted ramp speeds is reflected by the fidelity  $F$  with which the Laughlin state is reached.

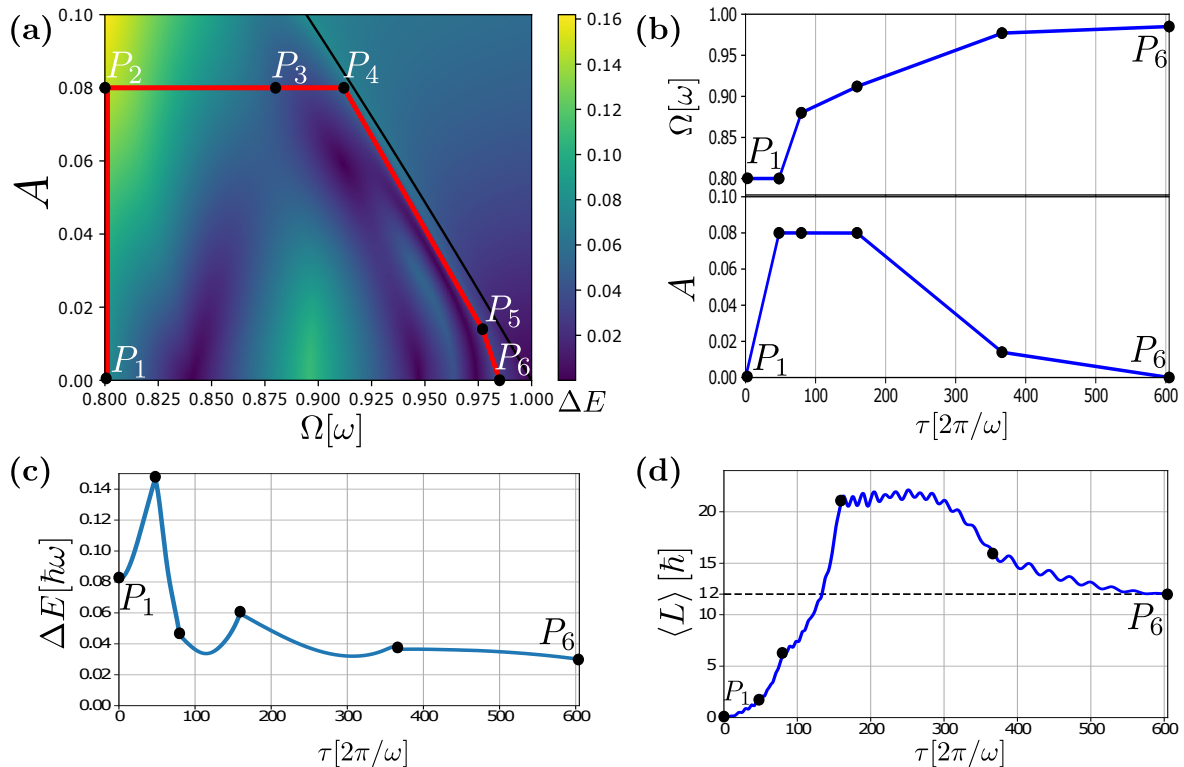


FIG. 3. Characteristic of adiabatic Laughlin state preparation. (a) Path in the parameters space for truncation  $L_{\max} = 40$ . The black line is defined by  $\Omega = \sqrt{1 - 2A}$ , it bounds the region where the experiment becomes unstable. (b) Energy gap along the protocol. (c) Rotation frequency and anisotropy parameter as a function of time. (d) Angular momentum expectation value as a function of time. The precise coordinates of the points and time marks are given in Table I, in (b), (c) and (d) we omit the label of intermediate points for better visualization.

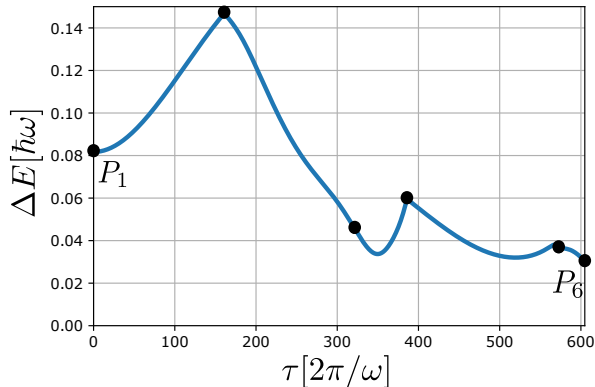


FIG. 4. Gap along the red line in Fig. 3(a) with homogeneous time distribution. In this case the time spent to go from  $P_i$  to  $P_{i+1}$  is a fraction of the total time  $T = 605$  proportional to the geometric distance between these points. The total time is still  $T$  and the parameters are changed linearly in time on each segment.

Defining the fidelity  $F(\tau)$  as the squared overlap between the evolved state at time  $\tau$  with the instantaneous ground state of the Hamiltonian  $H(\tau)$ , and fixing in both protocols the total evolution time at  $T = 605$  (in units  $2\pi/\omega$ ), the protocol with adjusted ramp speed reaches

the Laughlin state with fidelity  $F(T) = 0.99$ , whereas the protocol with homogeneous ramp speed achieves only a fidelity of  $F(T) = 0.94$ . During the evolution, the “instantaneous” fidelity  $F(\tau)$  always remains above  $F > 0.98$  in the protocol with adjusted ramp speeds, whereas in the protocol with homogeneous ramp speed it drops below  $F < 0.92$  at some moments. These numbers indicate that the protocol with adjusted ramp speed operates with good approximation in an adiabatic regime, whereas non-negligible excitations are produced if the ramp speed is homogeneous.

The chosen evolution time,  $T = 605$ , corresponds to 20 ms, 60 ms and 200 ms for trapping frequencies of  $\omega = (2\pi) \times 30$  kHz, 10 kHz and 3 kHz, respectively. The total time for the Laughlin state preparation appears to be in an experimental accessible regime. However, the frequencies only correspond to the in-plane trap, whereas the trapping frequency along  $z$  must be chosen much larger than  $\omega$ , which sets experimental limitations. Strikingly, we may further shorten preparation times without dramatic loss of fidelity. For instance, if times are decreased by 10% in all segments as compared to the protocol of Table I, the fidelity with the Laughlin state still reaches  $F(T) = 0.98$ , and  $F > 0.97$  at any time during the evolution.

In all cases, the angular momentum reached at the

end of the protocol is very close to the desired value,  $L = 12 \pm 0.02$ . However, it is noteworthy that this value is not reached by a monotonous increase of  $L$ . In Fig. 3(d), we see that significantly larger values of  $\langle L \rangle > 20$  are reached when the system is closest to the centrifugal limit, i.e. between  $P_4$  and  $P_5$ . Only in the very end, between  $P_5$  and  $P_6$ , our protocol converges to the correct value of 12. Therefore, even though in  $P_5$  we already have the right rotation frequency for the Laughlin state,  $\Omega > 0.974$  as in Fig. 1, we still have to decrease the ellipticity to obtain the right angular momentum.

We note that, despite the high angular momentum values reached in our protocol, for any ground state along the red line in Fig. 3(a), the Hilbert space sectors with  $L > 34$  are barely populated: The weights of the many-body wave function in the  $L = 36, 38,$  and  $40$  sectors are  $0.012, 0.005,$  and  $0.001$ , respectively. This justifies the chosen Hilbert space truncation at  $L_{\max} = 40$ . In particular truncations with low angular momentum have to be restricted to lower anisotropy. However, it is obvious from the contour plot of the energy gap, see Fig. 2, that smaller anisotropy values would also decrease the size of the smallest gaps along the path. Therefore, the protocol would lose fidelity very fast if we wanted to keep the same total time of  $T = 605$  trapping periods.

#### IV. CONCLUSIONS

In this work, we have proposed a time efficient adiabatic protocol to prepare the  $\nu = 1/2$  fractional quantum Hall ground state of four bosonic atoms. Starting from a condensate in the lowest Landau level, we reach the Laughlin state within  $T = 605$  trapping periods and with a fidelity of 0.99. At the end of our protocol, the expectation value of the angular momentum is 12.

Our total time of  $T = 605$  trapping periods represents an improvement by a factor of 10 when compared to the 6450 trapping periods in Ref. [35]. For a trapping frequency of  $(2\pi) \times 30$  kHz, our protocol would take only 20 ms. However, the experimental work of Ref. [27] considers a trapping frequency of only  $(2\pi) \times 2$  kHz, for which our protocol would take 300 ms. This is a typical time scale for the adiabatic preparation of correlated states with cold atoms. The results presented here will be valuable in guiding experiments with cold atoms.

An important feature of our protocol is usage of large anisotropies. This leads to ellipticities which in our protocol are twice as large as in Ref. [35]. The correct description in the regime of large deformation is numerically expensive, but our study shows that strong anisotropy is important for reaching fast adiabatic ramps. Large rotating quadrupolar deformations are experimentally feasible be it in optical traps [27], in a time-orbiting potential trap [41] or by a rotating pair of repulsive optical traps [42].

For an accurate description in the vicinity of the centrifugal limit, we had to carefully choose the angular momentum truncation  $L_{\max}$ : The contour plots of the en-

ergy gap, Fig. 2, considerably depend on this truncation. In particular, by truncating at  $L_{\max} = 12$ , the Laughlin region (lower right corner of the contour plot) is fully separated from other regions by a valley of very small energy gap. This hinders the fast preparation of the Laughlin state. Luckily, allowing for larger angular momentum changes this picture, and the Laughlin state can then be reached without crossing such a valley of small gaps, if the anisotropy parameter is chosen sufficiently large.

In this work, we have assumed an interaction parameter of  $g = 1$ . This is slightly larger than the value  $g = 0.6$  assumed in Ref. [35], or  $g = 0.41$  in Ref. [27]. Sufficiently strong interactions are important because the many-body gap above the Laughlin state scales as  $\sim 0.1g \hbar\omega$  [43, 44]. While many experiments operate in the weakly-interacting regime with  $g \approx 0.1$ , strong interactions of  $g \approx 3$  have been realized using a Feshbach resonance [45]. In principle, it is also possible to tune  $g$  as a function of time. This would provide another knob in the state preparation scheme - an opportunity which is left for future work.

We expect that, if experimentally required, the preparation time can be further reduced. An adiabatic scheme could for instance benefit from exploring even larger anisotropies, or from introducing more points  $P_i$  at which ramps are changed. In this context, optimal control strategies for many-body systems [46] might be used to find the best path, however, in practice, this possibility is limited by the fact that simulating systems with large ellipticities is numerically expensive. Such optimization protocols might also leave behind adiabatic paths, and it would be interesting to investigate whether counter-diabatic preparation schemes can achieve better results.

#### ACKNOWLEDGMENTS

The authors would like to thank Klaus Sengstock, Leticia Tarruell and Fabian Grusdt for fruitful discussions. B.A. acknowledges financial support from the Maria Yzuel Fellowship and from the Coordenação de Aperfeiçoamento de Pessoal de Nível Superior - Brasil (CAPES) - Finance Code 001. T.G. acknowledges financial support from a fellowship granted by "la Caixa" Foundation (ID 100010434, fellowship code LCF/BQ/PI19/11690013). B.A., V.K., M.L., and T.G. acknowledge funding from ERC AdG NOQIA, Spanish Ministry MINECO and State Research Agency AEI (FISICATEAMO and FIDEUA PID2019-106901GB-I00/10.13039 / 501100011033, SEVERO OCHOA No. SEV-2015-0522 and CEX2019-000910-S, FPI), European Social Fund, Fundació Cellex, Fundació Mir-Puig, Generalitat de Catalunya (AGAUR Grant No. 2017 SGR 1341, CERCA program, QuantumCAT U16-011424, co-funded by ERDF Operational Program of Catalonia 2014-2020), MINECO-EU QUANTERA MAQS (funded by State Research Agency (AEI) PCI2019-111828-2/10.13039/501100011033), EU Horizon 2020

FET-OPEN OPTOLOGic (Grant No 899794), and the National Science Centre, Poland- Symfonia Grant No. 2016/20/W/ST4/00314. C.W. acknowledges funding

from the European Research Council (ERC) under the European Union’s Horizon 2020 research and innovation programme under grant agreement No. 802701.

- 
- [1] I. Bloch and M. Greiner, “Exploring quantum matter with ultracold atoms in optical lattices,” (Academic Press, 2005) pp. 1 – 47.
- [2] M. Lewenstein, A. Sanpera, and V. Ahufinger, *Ultracold Atoms in Optical Lattices: Simulating quantum many-body systems* (OUP Oxford, 2012).
- [3] A. M. Kaufman, M. E. Tai, A. Lukin, M. Rispoli, R. Schittko, P. M. Preiss, and M. Greiner, “Quantum thermalization through entanglement in an isolated many-body system,” *Science* **353**, 794–800 (2016).
- [4] T. Schweigler, V. Kasper, S. Erne, I. Mazets, B. Rauer, F. Cataldini, T. Langen, T. Gasenzer, J. Berges, and J. Schmiedmayer, “Experimental characterization of a quantum many-body system via higher-order correlations,” *Nature* **545** (2017).
- [5] A. Kitaev, “Fault-tolerant quantum computation by anyons,” *Ann. Phys. (N. Y.)* **303**, 2–30 (2003).
- [6] D. C. Tsui, H. L. Stormer, and A. C. Gossard, “Two-dimensional magnetotransport in the extreme quantum limit,” *Phys. Rev. Lett.* **48**, 1559–1562 (1982).
- [7] R. B. Laughlin, “Anomalous Quantum Hall Effect: An Incompressible Quantum Fluid with Fractionally Charged Excitations,” *Phys. Rev. Lett.* **50**, 1395–1398 (1983).
- [8] J. M. Leinaas and J. Myrheim, “On the theory of identical particles,” *Il Nuovo Cimento B* **37**, 1–23 (1977).
- [9] F. Wilczek, “Magnetic Flux, Angular Momentum, and Statistics,” *Phys. Rev. Lett.* **48**, 1144–1146 (1982).
- [10] L. Saminadayar, D. C. Glattli, Y. Jin, and B. Etienne, “Observation of the  $e/3$  Fractionally Charged Laughlin Quasiparticle,” *Phys. Rev. Lett.* **79**, 2526–2529 (1997).
- [11] F. E. Camino, W. Zhou, and V. J. Goldman, “Aharonov-Bohm Superperiod in a Laughlin Quasiparticle Interferometer,” *Phys. Rev. Lett.* **95**, 246802 (2005).
- [12] F. E. Camino, W. Zhou, and V. J. Goldman, “ $e/3$  Laughlin Quasiparticle Primary-Filling  $\nu = 1/3$  Interferometer,” *Phys. Rev. Lett.* **98**, 076805 (2007).
- [13] H. Bartolomei, M. Kumar, R. Bisognin, A. Marguerite, J.-M. Berroir, E. Bocquillon, B. Plaças, A. Cavanna, Q. Dong, U. Gennser, Y. Jin, and G. Fève, “Fractional statistics in anyon collisions,” *Science* **368**, 173–177 (2020).
- [14] H. Miyake, G. A. Siviloglou, C. J. Kennedy, W. C. Burton, and W. Ketterle, “Realizing the Harper Hamiltonian with laser-assisted tunneling in optical lattices,” *Phys. Rev. Lett.* **111**, 185302 (2013).
- [15] M. Aidelsburger, M. Atala, M. Lohse, J. T. Barreiro, B. Paredes, and I. Bloch, “Realization of the Hofstadter Hamiltonian with ultracold atoms in optical lattices,” *Phys. Rev. Lett.* **111**, 185301 (2013).
- [16] Aidelsburger M., Lohse M., Schweizer C., Atala M., Barreiro J. T., Nascimbène S., Cooper N. R., Bloch I., and Goldman N., “Measuring the Chern number of Hofstadter bands with ultracold bosonic atoms,” *Nature Physics* **11**, 162–166 (2015).
- [17] N. Fläschner, B. S. Rem, M. Tarnowski, D. Vogel, D.-S. Lühmann, K. Sengstock, and C. Weitenberg, “Experimental reconstruction of the Berry curvature in a Floquet Bloch band,” *Science* **352**, 1091–1094 (2016).
- [18] L. Asteria, D. T. Tran, T. Ozawa, M. Tarnowski, B. S. Rem, N. Fläschner, K. Sengstock, N. Goldman, and C. Weitenberg, “Measuring quantized circular dichroism in ultracold topological matter,” *Nature Physics* **15**, 449–454 (2019).
- [19] M. Tarnowski, F. N. Ünal, N. Fläschner, B. S. Rem, A. Eckardt, K. Sengstock, and C. Weitenberg, “Measuring topology from dynamics by obtaining the Chern number from a linking number,” *Nature Communications* **10**, 1728 (2019).
- [20] Hafezi M., Mittal S., Fan J., Migdall A., and Taylor J. M., “Imaging topological edge states in silicon photonics,” *Nature Photonics* **7**, 1001–1005 (2013).
- [21] M. C. Rechtsman, J. M. Zeuner, Y. Plotnik, Y. Lumer, D. Podolsky, F. Dreisow, S. Nolte, M. Segev, and A. Szameit, “Photonic Floquet topological insulators,” *Nature* **496**, 196–200 (2013).
- [22] S. Mittal, J. Fan, S. Faez, A. Migdall, J. M. Taylor, and M. Hafezi, “Topologically robust transport of photons in a synthetic gauge field,” *Phys. Rev. Lett.* **113**, 087403 (2014).
- [23] S. Mittal, S. Ganeshan, J. Fan, A. Vaezi, and M. Hafezi, “Measurement of topological invariants in a 2D photonic system,” *Nature Photonics* **10**, 180–183 (2016).
- [24] M. A. Bandres, M. C. Rechtsman, and M. Segev, “Topological photonic quasicrystals: Fractal topological spectrum and protected transport,” *Phys. Rev. X* **6**, 011016 (2016).
- [25] F. Baboux, E. Levy, A. Lemaître, C. Gómez, E. Galopin, L. Le Gratiet, I. Sagnes, A. Amo, J. Bloch, and E. Akkermans, “Measuring topological invariants from generalized edge states in polaritonic quasicrystals,” *Phys. Rev. B* **95**, 161114 (2017).
- [26] L. W. Clark, N. Schine, C. Baum, N. Jia, and J. Simon, “Observation of Laughlin states made of light,” *Nature* **582**, 41–45 (2020).
- [27] N. Gemelke, E. Sarajlic, and S. Chu, “Rotating Few-body Atomic Systems in the Fractional Quantum Hall Regime,” (2010), arXiv:1007.2677.
- [28] Dagnino D., Barberán N., Lewenstein M., and Dalibard J., “Vortex nucleation as a case study of symmetry breaking in quantum systems,” *Nature Physics* **5**, 431–437 (2009).
- [29] B. Juliá-Díaz, D. Dagnino, K. J. Günter, T. Graß, N. Barberán, M. Lewenstein, and J. Dalibard, “Strongly correlated states of a small cold-atom cloud from geometric gauge fields,” *Phys. Rev. A* **84**, 053605 (2011).
- [30] A. Roussou, J. Smyrnakis, M. Magiropoulos, N. K. Efremidis, W. von Klitzing, and G. M. Kavoulakis, “Fragility of the bosonic Laughlin state,” *Phys. Rev. A* **99**, 053613 (2019).
- [31] E. Macaluso and I. Carusotto, “Hard-wall confinement of a fractional quantum hall liquid,” *Phys. Rev. A* **96**,

- 043607 (2017).
- [32] L. D’Alessio and M. Rigol, “Long-time behavior of isolated periodically driven interacting lattice systems,” *Phys. Rev. X* **4**, 041048 (2014).
- [33] S. Viefers, T. H. Hansson, and S. M. Reimann, “Bose condensates at high angular momenta,” *Phys. Rev. A* **62**, 053604 (2000).
- [34] S. Viefers, “Quantum Hall physics in rotating Bose–Einstein condensates,” *J. Phys. Condens. Matter* **20**, 123202 (2008).
- [35] M. Popp, B. Paredes, and J. I. Cirac, “Adiabatic path to fractional quantum hall states of a few bosonic atoms,” *Phys. Rev. A* **70**, 053612 (2004).
- [36] L. Palm, F. Grusdt, and P. M. Preiss, “Skyrmion ground states of rapidly rotating few-fermion systems,” *New J. Phys.* **22**, 083037 (2020).
- [37] F. Grusdt, F. Letscher, M. Hafezi, and M. Fleischhauer, “Topological growing of Laughlin states in synthetic gauge fields,” *Phys. Rev. Lett.* **113**, 155301 (2014).
- [38] N. Cooper, “Rapidly rotating atomic gases,” *Adv. Phys.* **57**, 539–616 (2008).
- [39] A. L. Fetter, “Rotating trapped Bose–Einstein condensates,” *Rev. Mod. Phys.* **81**, 647–691 (2009).
- [40] In this context, we stress the different definition of our parameter  $A$  as compared to the anisotropy parameter  $\epsilon$  used in Ref. [35].
- [41] R. J. Fletcher, A. Shaffer, C. C. Wilson, P. B. Patel, Z. Yan, V. Crépel, B. Mukherjee, and M. W. Zwierlein, “Geometric squeezing into the lowest Landau level,” (2019), arXiv:1911.12347.
- [42] J. R. Abo-Shaeer, C. Raman, J. M. Vogels, and W. Ketterle, “Observation of vortex lattices in Bose–Einstein condensates,” *Science* **292**, 476–479 (2001).
- [43] N. Regnault and T. Jolicoeur, “Quantum Hall fractions in rotating Bose–Einstein condensates,” *Phys. Rev. Lett.* **91**, 030402 (2003).
- [44] B. Juliá-Díaz, T. Graß, N. Barberán, and M. Lewenstein, “Fractional quantum Hall states of a few bosonic atoms in geometric gauge fields,” *New J. Phys.* **14**, 055003 (2012).
- [45] L.-C. Ha, C.-L. Hung, X. Zhang, U. Eismann, S.-K. Tung, and C. Chin, “Strongly interacting two-dimensional Bose gases,” *Phys. Rev. Lett.* **110**, 145302 (2013).
- [46] P. Doria, T. Calarco, and S. Montangero, “Optimal control technique for many-body quantum dynamics,” *Phys. Rev. Lett.* **106**, 190501 (2011).