

On attainability of Kendall's tau matrices and concordance signatures

A.J. MCNEIL^{*1}, J.G. NEŠLEHOVÁ², and A.D. SMITH³

¹The York Management School, University of York, UK

²Department of Mathematics and Statistics, McGill University, Montréal, Canada

³University College Dublin, Ireland

November 25, 2020

Abstract

The concordance signature of a multivariate continuous distribution is the vector of concordance probabilities for margins of all orders; it underlies the bivariate and multivariate Kendall's tau measure of concordance. It is shown that every attainable concordance signature is equal to the concordance signature of a unique mixture of the extremal copulas, that is the copulas with extremal correlation matrices consisting exclusively of 1's and -1 's. This result establishes that the set of attainable Kendall rank correlation matrices of multivariate continuous distributions in arbitrary dimension is the set of convex combinations of extremal correlation matrices, a set known as the cut polytope. A methodology for testing the attainability of concordance signatures using linear optimization and convex analysis is provided. The elliptical copulas are shown to yield a strict subset of the attainable concordance signatures as well as a strict subset of the attainable Kendall rank correlation matrices; the Student t copula is seen to converge to a mixture of extremal copulas sharing its concordance signature with all elliptical distributions that have the same correlation matrix. A method of estimating an attainable concordance signature from data is derived and shown to correspond to using standard estimates of Kendall's tau in the absence of ties. The methodology has application to Monte Carlo simulations of dependent random variables as well as expert elicitation of consistent systems of Kendall's tau dependence measures.

Keywords: Attainable correlations; Concordance; Copulas; Cut-polytope; Elliptical distributions; Extremal distributions; Kendall's rank correlation; Multivariate Bernoulli distributions.

1 Introduction

Kendall's tau is a well-known and widely used measure of association. The sample version is usually attributed to Kendall (1938) although both the sample coefficient and its population analogue can be discerned in the work of earlier authors, according to Kruskal (1958). As an ordinal or margin-free measure of dependence, Kendall's tau has a number of advantages over Pearson's linear correlation, which make it appealing in a wide variety of practical applications (see Embrechts et al., 2002, for example).

^{*}Address correspondence to Alexander J. McNeil, The York Management School, University of York, Freboys Lane, York YO10 5GD, UK, +44 (0) 1904 325307, alexander.mcneil@york.ac.uk.

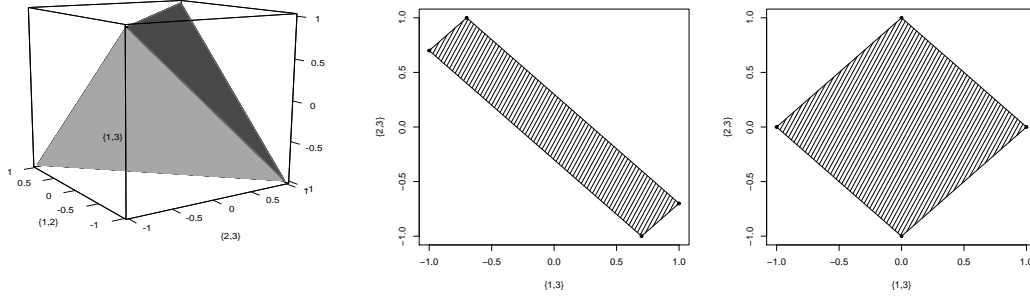


Figure 1: The cut polytope of possible values of $\tau_{\{1,2\}}$, $\tau_{\{1,3\}}$, and $\tau_{\{2,3\}}$ in dimension $d = 3$ (left panel). The range of possible values of $\tau_{\{1,3\}}$ and $\tau_{\{2,3\}}$ when $\tau_{\{1,2\}}$ is fixed at -0.7 (middle panel) and 0 (right panel).

For a random vector $\mathbf{X} = (X_1, \dots, X_d)$ with continuous margins, the population value of Kendall's tau for two components $i, j \in \{1, \dots, d\}$ is given by

$$\tau_{\{i,j\}} = \tau(X_i, X_j) = \mathbb{P}((X_i - X_i^*)(X_j - X_j^*) > 0) - \mathbb{P}((X_i - X_i^*)(X_j - X_j^*) < 0),$$

where \mathbf{X}^* is a random vector independent of \mathbf{X} with identical distribution. The matrix P_τ of pairwise tau values is termed the (population) Kendall rank correlation matrix. If the margins F_1, \dots, F_d of \mathbf{X} are continuous, as we shall assume throughout this paper, P_τ depends only on the unique underlying copula of \mathbf{X} . The latter is the distribution function (df) C of the random vector $\mathbf{U} = (F_1(X_1), \dots, F_d(X_d))$ (see Nelsen, 2006, for example). Thus the entries of P_τ do not depend on the marginal distributions of \mathbf{X} and the off-diagonal elements satisfy the axioms of a measure of concordance proposed by Scarsini (1984).

While Kendall's tau has been widely studied in the bivariate case, the exact conditions that characterize the set of $d \times d$ Kendall rank correlation matrices have not been fully understood. In this paper we prove a conjecture of Hofert and Koike (2019) that the set of attainable Kendall rank correlation matrices is identical to the set of convex combinations of the extremal correlation matrices, that is, the correlation matrices consisting exclusively of 1's and -1 's; this set is also known as the cut polytope (Laurent and Poljak, 1995). Our approach relies on so-called mixtures of extremal copulas, that is mixtures of the 2^{d-1} possible copulas with extremal correlation matrices, as studied by Tiit (1996). We also make explicit the links between extremal mixture copulas and multivariate Bernoulli distributions, and explain why the set of attainable Kendall correlation matrices is identical to the set of attainable correlation matrices for multivariate Bernoulli random vectors with symmetric margins as derived by Huber and Marić (2015, 2019).

The cut polytope of attainable values of $\tau_{\{1,2\}}$, $\tau_{\{1,3\}}$, and $\tau_{\{2,3\}}$ in dimension $d = 3$ is shown in the left panel Figure 1. It is apparent from it that it is strictly smaller than $[-1, 1]^3$. This phenomenon is even more apparent in the middle and right panel of the same figure, which show the set possible values of $\tau_{\{1,3\}}$ and $\tau_{\{2,3\}}$ when $\tau_{\{1,2\}}$ is fixed at -0.7 and 0 respectively. The value of $\tau_{\{1,2\}}$ restricts the possible values of $\tau_{\{1,3\}}$ and $\tau_{\{2,3\}}$. The results derived in this paper offer a method of checking the logical coherence of systems of pairwise Kendall's tau rank correlations and a means of finding a priori bounds on the new pairwise correlations that are introduced when additional variables are added to the system.

The characterization of Kendall rank correlation matrices contributes to the growing literature on compatibility and attainability problems for multivariate dependence measures. Pearson correlation matrices are perhaps the most widely studied and the so-called elliptope of positive semi-definite correlation matrices has been investigated by Huber and Marić (2015, 2019), among others. Hofert and Koike (2019) have shown

that the set of Blomqvist's beta matrices is the cut polytope while Embrechts et al. (2016) found conditions characterizing tail dependence matrices. The work of Devroye and Letac (2015) and Wang et al. (2019) considers the set of attainable Spearman rank correlation matrices; this coincides with the ellipsope of linear correlation matrices when $d \leq 9$ but not when $d \geq 12$, while the case $d \in \{10, 11\}$ remains unresolved.

Our results for Kendall rank correlation matrices are in fact part of a bigger picture. Going beyond pairwise dependence, higher-order measures of association for the vector \mathbf{X} can be defined in terms of probabilities of concordance κ_I for sub-vectors \mathbf{X}_I corresponding to subsets $I \subseteq \{1, \dots, d\}$ of the indices. The probabilities of concordance are given in general by

$$\kappa_I = \kappa(\mathbf{X}_I) = 2\mathbb{P}(\mathbf{X}_I < \mathbf{X}_I^*) = \mathbb{P}(\{\mathbf{X}_I < \mathbf{X}_I^*\} \cup \{\mathbf{X}_I^* < \mathbf{X}_I\}), \quad (1)$$

where \mathbf{X}^* again denotes an independent random vector with the same distribution as \mathbf{X} and $\{\mathbf{X}_I < \mathbf{X}_I^*\} = \{X_i < X_i^*, i \in I\}$. The bivariate probabilities $\kappa_{\{i,j\}}$ are related to the Kendall's tau rank correlation values $\tau_{\{i,j\}}$ by $2\kappa_{\{i,j\}} - 1 = \tau_{\{i,j\}}$ and higher-dimensional concordance probabilities are related to a higher-dimensional generalization of Kendall's tau proposed by Joe (1990) and studied by Genest et al. (2011). We introduce the term *concordance signature* of \mathbf{X} to describe the vector $(\kappa_I : I \in \mathcal{P}(\mathcal{D}))$ where $\mathcal{P}(\mathcal{D})$ is the power set of the index set $\mathcal{D} = \{1, \dots, d\}$. As in the bivariate case, the probabilities κ_I and hence the concordance signature are determined by the unique copula C of \mathbf{X} .

Our main result is to prove that the concordance signature of a copula C in dimension d is always equal to the concordance signature of a unique mixture of the extremal copulas. This insight allows us to identify the set of all possible concordance signatures of d -dimensional random vectors with continuous margins as a convex polytope and to derive a method for testing the attainability of concordance signatures. The methodology we propose has a number of important applications.

First, it sheds light on the difficult problem of compatibility of lower-dimensional margins of higher-dimensional copulas, as considered by Joe (1996, 1997) among others; the compatibility of the concordance probabilities implied by the lower-dimensional margins provides a necessary condition if they are to form the margins of a higher-dimensional copula. We can use our result to work out whether a particular set of putative concordance probabilities forms a subset of the concordance signature of a copula and, if it does, to determine possible values for the remainder of the signature. The solution involves the application of standard techniques from linear optimization and convex analysis.

Second, our methodology allows us to take a close look at the dependence structure inherent in the widely used class of elliptical copulas. We show that the concordance signatures of the family of elliptical copulas form a strict subset of the set of all possible attainable concordance signatures. The surprising consequence is the existence of Kendall correlation matrices that do not correspond to elliptically distributed random vectors; this behaviour provides a contrast with Pearson correlation matrices, which are always the correlation matrices of elliptical distributions. Moreover, we show that the d -dimensional Student t copula with correlation matrix $P \in \mathbb{R}^{d \times d}$ and degree-of-freedom parameter $\nu > 0$ converges point-wise to a mixture of extremal copulas as $\nu \rightarrow 0$ which shares its concordance signature. Thus the t copulas with $\nu < 1$ provide a class of absolutely continuous distributions that can model behaviour that is close to that of a subclass of the mixtures of extremal copulas, namely the subclass sharing concordance signatures with the elliptical copulas.

Finally, our work has many applications to real data. We prove that estimating concordance probabilities using classical estimators of bivariate and multivariate Kendall's tau leads to intrinsic concordance signatures which correspond to valid copulas. This offers a powerful technique in Monte Carlo simulation studies or risk analyses. It allows us to generate data from a model with identical concordance signature to that estimated from the data but with a very extreme form of tail dependence in which extreme values (of large or small size) are always coincident in each margin. Moreover, having estimated concordance probabilities or Kendall's tau values from data, our methods allow us to derive bounds on the values that could be obtained

if new variables were added to the dataset. They also allow expert opinions about Kendall rank correlations to be integrated into the estimation procedure or challenged for inconsistency.

2 Concordance signatures of copulas

Let $\mathbf{X} = (X_1, \dots, X_d)$ denote a generic random vector with continuous marginal distributions F_1, \dots, F_d . As is well known, the unique copula C of \mathbf{X} is the distribution function of the random vector $\mathbf{U} = (U_1, \dots, U_d)$ where $U_i = F_i(X_i)$ for $i = 1, \dots, d$. For $I \subseteq \mathcal{D} = \{1, \dots, d\}$ with $I \neq \emptyset$ we write \mathbf{X}_I and \mathbf{U}_I to denote sub-vectors of \mathbf{X} and \mathbf{U} and C_I for the copula of \mathbf{X}_I or distribution function of \mathbf{U}_I .

Let \mathbf{U} and \mathbf{U}^* be independent random vectors with distribution given by the copula C . The concordance probabilities (1) corresponding to subsets $I \in \mathcal{P}(\mathcal{D})$ with $|I| \geq 2$ can be written as

$$\kappa_I = \kappa(C_I) = 2\mathbb{P}(\mathbf{U}_I \leq \mathbf{U}_I^*) = 2 \int_{[0,1]^{|I|}} C_I(\mathbf{u}) dC_I(\mathbf{u}). \quad (2)$$

For the subsets $I \in \mathcal{P}(\mathcal{D})$ with $|I| < 2$ we note that (1) implies $\kappa_{\{i\}} = 1$ for a singleton and we adopt the convention $\kappa_\emptyset = 1$.

The concordance probabilities for $|I| \geq 2$ are related to the multivariate Kendall's tau coefficients $\tau(\mathbf{U}_I)$ analysed in Genest et al. (2011) by the formula

$$(2^{|I|-1} - 1)\tau(\mathbf{U}_I) = 2^{|I|-1}\kappa(\mathbf{U}_I) - 1. \quad (3)$$

From Proposition 1 in Genest et al. (2011), which is based on the exclusion-inclusion principle, we can deduce that for any set $I \subseteq \mathcal{D}$ of odd cardinality

$$\kappa_I = 1 + \sum_{A \subset I, 1 \leq |A| < |I|} (-1)^{|A|} \mathbb{P}(\mathbf{U}_A \leq \mathbf{U}_A^*) = 1 - \frac{|I|}{2} + \sum_{A \subset I, 2 \leq |A| < |I|} (-1)^{|A|} \frac{\kappa_A}{2}. \quad (4)$$

This means that we only need the concordance probabilities for subsets of \mathcal{D} of even cardinality to determine the full concordance signature. That is, we only need consider the vector $\boldsymbol{\kappa} = (\kappa(C_I) : I \in \mathcal{E}(\mathcal{D}))$ where $\mathcal{E}(\mathcal{D})$ is the even power set defined by $\mathcal{E}(\mathcal{D}) = \{I : I \subseteq \mathcal{D}, |I| \text{ even}\}$; note that $\mathcal{E}(\mathcal{D})$ contains the empty set \emptyset .

When considering attainability problems under partial specification of a concordance signature it will be necessary to associate the elements of the partial concordance signature with the elements of the power set $\mathcal{P}(\mathcal{D})$ to which they pertain. We introduce the notion of a label set and some further terminology in the following definition.

Definition 1.

1. A label set is any collection S of subsets of \mathcal{D} such that $\emptyset \in S$.
2. A vector $\boldsymbol{\kappa}$ is a partial concordance signature of a copula C with label set S if $\boldsymbol{\kappa} = (\kappa(C_I) : I \in S)$. By convention, the elements of S are taken in lexicographical order.
3. When the label set is $\mathcal{E}(\mathcal{D})$ the partial concordance signature is called the even concordance signature of C and is denoted $\boldsymbol{\kappa}(C)$.
4. When the label set is $\mathcal{P}(\mathcal{D})$ the partial concordance signature is called the full concordance signature of C and is denoted $\tilde{\boldsymbol{\kappa}}(C)$.

3 Extremal mixture copulas

Our main tool for the study of attainable concordance signatures is the family of mixtures of extremal copulas, henceforth referred to as extremal mixture copulas. In particular, we make use of the relationship between extremal mixture copulas and multivariate Bernoulli distributions. In this section we develop the necessary notation and theory.

3.1 Extremal copulas

An extremal copula C with index set $J \subseteq \mathcal{D}$ is the df of the random vector $\mathbf{U} = (U_1, \dots, U_d)$ where for $j \in \mathcal{D}$,

$$U_j \stackrel{d}{=} \begin{cases} U & \text{if } j \in J, \\ 1 - U & \text{if } j \in J^c, \end{cases}$$

where U is a standard uniform random variable. For all $\mathbf{u} = (u_1, \dots, u_d) \in [0, 1]^d$ it has the explicit form

$$C(\mathbf{u}) = \left(\min_{j \in J} u_j + \min_{j \in J^c} u_j - 1 \right)^+, \quad (5)$$

where for any $x \in \mathbb{R}$, $x^+ = \max(x, 0)$ denotes the positive part of x .

In dimension $d \geq 2$ there are 2^{d-1} extremal copulas and we enumerate them in the following way. For $k \in \{1, \dots, 2^{d-1}\}$ let $\mathbf{s}_k = (s_{k,1}, \dots, s_{k,d})$ be the vector consisting of the digits of $k - 1$ when represented as a d -digit binary number. For example, when $d = 4$ we have exactly eight extremal copulas corresponding to the vectors

$$\begin{aligned} \mathbf{s}_1 &= (0, 0, 0, 0), & \mathbf{s}_2 &= (0, 0, 0, 1), & \mathbf{s}_3 &= (0, 0, 1, 0), & \mathbf{s}_4 &= (0, 0, 1, 1), \\ \mathbf{s}_5 &= (0, 1, 0, 0), & \mathbf{s}_6 &= (0, 1, 0, 1), & \mathbf{s}_7 &= (0, 1, 1, 0), & \mathbf{s}_8 &= (0, 1, 1, 1). \end{aligned}$$

The extremal copulas concentrate their probability mass on the diagonals of the unit hypercube between the points given by the vectors $\mathbf{s}_k = (s_{k,1}, \dots, s_{k,d})$ and the vectors $\mathbf{1} - \mathbf{s}_k = (1 - s_{k,1}, \dots, 1 - s_{k,d})$; there are 2^{d-1} such diagonals.

For the vector \mathbf{s}_k we define $J_k \subseteq \mathcal{D} = \{1, \dots, d\}$ to be the set of indices corresponding to zeros and J_k^c to be the set of indices corresponding to ones; in other words, $j \in J_k$ if $s_{k,j} = 0$ and $j \in J_k^c$ if $s_{k,j} = 1$. For the 4-dimensional example above we have $J_1 = \{1, 2, 3, 4\}$, $J_1^c = \emptyset$, $J_2 = \{1, 2, 3\}$, $J_2^c = \{4\}$ and so on. The k th extremal copula in dimension d is the extremal copula with index set J_k and denoted by $C^{(k)}$. Note that $J_1 = \mathcal{D}$ so that $C^{(1)}(\mathbf{u}) = \min(u_1, \dots, u_d)$ is the comonotonicity or Fréchet–Hoeffding upper bound copula.

Extremal copulas owe their name to the fact that their correlation matrixes are extremal correlation matrices, that is, consisting exclusively of 1's and -1 's. Indeed, for any $k \in \{1, \dots, 2^{d-1}\}$, we find that the Kendall correlation matrix of the k th extremal copula $C^{(k)}$ is $P^{(k)} = (2\mathbf{s}_k - \mathbf{1})(2\mathbf{s}_k - \mathbf{1})^\top$. This correlation matrix is simultaneously the matrix of pairwise Pearson and Spearman correlations of the random vector $\mathbf{U}^{(k)}$ distributed as $C^{(k)}$.

3.2 Extremal mixture copulas and their Bernoulli representation

We next define extremal mixture copulas which play a pivotal role in this paper.

Definition 2. An extremal mixture copula is a copula of the form $C^* = \sum_{k=1}^{2^{d-1}} w_k C^{(k)}$, where the weights satisfy $w_k \geq 0$ for all $k \in \{1, \dots, 2^{d-1}\}$ and $\sum_{k=1}^{2^{d-1}} w_k = 1$.

For $k \in \{1, \dots, 2^{d-1}\}$, let $\mathbf{U}^{(k)}$ be a random vector with df $C^{(k)}$ in (5). If N is a multinomial random variable taking values in $\{1, \dots, 2^{d-1}\}$ and independent of $\mathbf{U}^{(1)}, \dots, \mathbf{U}^{(2^{d-1})}$, then it is easily seen that the distribution function of the random vector $\mathbf{U}^{(N)}$ such that $\mathbf{U}^{(N)} = \mathbf{U}^{(k)}$ if $N = k$ is an extremal mixture copula with weights $w_k = \mathbb{P}(N = k)$, $k \in \{1, \dots, 2^{d-1}\}$.

The following proposition shows how the extremal mixture copulas are related to multivariate Bernoulli distributions.

Proposition 1. *Let U be a standard uniform random variable and \mathbf{B} a multivariate Bernoulli vector independent of U . Then the distribution function of the vector*

$$U\mathbf{B} + (1 - U)(\mathbf{1} - \mathbf{B}) \quad (6)$$

is an extremal mixture with weights given, for each $k \in \{1, \dots, 2^{d-1}\}$, by

$$w_k = \mathbb{P}(\mathbf{B} = \mathbf{s}_k) + \mathbb{P}(\mathbf{B} = \mathbf{1} - \mathbf{s}_k), \quad (7)$$

where \mathbf{s}_k is as defined in Section 3.1. Conversely, any extremal mixture copula $C^ = \sum_{k=1}^{2^{d-1}} w_k C^{(k)}$ is the distribution function of a random vector of the form (6), where U is independent of \mathbf{B} and (7) holds for all $k \in \{1, \dots, 2^{d-1}\}$.*

Proof. Let \mathbf{U} be of the form (6) where U and \mathbf{B} are independent. For any $\mathbf{u} \in [0, 1]$,

$$\begin{aligned} \mathbb{P}(\mathbf{U} \leq \mathbf{u}) &= \sum_{\mathbf{b} \in \{0,1\}^d} \mathbb{P}(\max_{j:b_j=0} (1 - v_j) \leq U \leq \min_{j:b_j=1} v_j | \mathbf{B} = \mathbf{b}) \mathbb{P}(\mathbf{B} = \mathbf{b}) \\ &= \sum_{\mathbf{b} \in \{0,1\}^d} \left(\min_{j:b_j=1} v_j + \min_{j:b_j=0} v_j - 1 \right)^+ \mathbb{P}(\mathbf{B} = \mathbf{b}) \\ &= \sum_{k=1}^{2^{d-1}} \left(\min_{j \in J_k} v_j + \min_{j \in J_k^c} v_j - 1 \right)^+ \left(\mathbb{P}(\mathbf{B} = \mathbf{s}_k) + \mathbb{P}(\mathbf{B} = \mathbf{1} - \mathbf{s}_k) \right). \end{aligned}$$

where in the final step we have used the fact that the set of possible outcomes of the Bernoulli vector \mathbf{B} can be written as the disjoint union

$$\{0, 1\}^d = \bigcup_{k=1}^{2^{d-1}} \{\mathbf{s}_k, \mathbf{1} - \mathbf{s}_k\}. \quad (8)$$

From (5), one can see that the distribution function of \mathbf{U} is indeed an extremal mixture with weights as given in (7).

Conversely, given an extremal mixture copula of the form $C^* = \sum_{k=1}^{2^{d-1}} w_k C^{(k)}$, it suffices to consider any Bernoulli vector \mathbf{B} independent of U with the property that $w_k = \mathbb{P}(\mathbf{B} = \mathbf{s}_k) + \mathbb{P}(\mathbf{B} = \mathbf{1} - \mathbf{s}_k)$; this is possible because the events $\{\mathbf{B} = \mathbf{s}_k\}$ and $\{\mathbf{B} = \mathbf{1} - \mathbf{s}_k\}$ are disjoint and their union forms a partition of $\{0, 1\}^d$ by (8). We can then retrace the steps of the argument in reverse to establish the representation (6). \square

Proposition 1 establishes that extremal mixture copulas have a stochastic representation (6). However, the class of Bernoulli distributions satisfying (7) is infinite since the mass w_k can be split between the events $\{\mathbf{B} = \mathbf{s}_k\}$ and $\{\mathbf{B} = \mathbf{1} - \mathbf{s}_k\}$ in an arbitrary way. It is important for the arguments used in this paper to single out a representative and we do this by setting $\mathbf{B} = \mathbf{Y}$, where \mathbf{Y} is *radially symmetric* about $\mathbf{0.5}$. This means that $\mathbf{Y} \stackrel{d}{=} \mathbf{1} - \mathbf{Y}$ and implies that, for each $k \in \{1, \dots, 2^{d-1}\}$,

$$\mathbb{P}(\mathbf{Y} = \mathbf{s}_k) = \mathbb{P}(\mathbf{Y} = \mathbf{1} - \mathbf{s}_k) = 0.5w_k. \quad (9)$$

Such distributions are also known as *palindromic* Bernoulli distributions (Marchetti and Wermuth, 2016) and they are fully parameterized by the 2^{d-1} probabilities $\mathbb{P}(\mathbf{Y} = \mathbf{s}_k) = 0.5w_k$, $k \in \{1, \dots, 2^{d-1}\}$. This means that there is a bijective mapping between the extremal mixture copulas and the radially symmetric multivariate Bernoulli distributions in dimension d . The vector of weights \mathbf{w} describing the extremal mixture copula is twice the vector of probabilities that parameterizes the multivariate Bernoulli distribution of \mathbf{Y} .

A number of constraints apply to radially symmetric Bernoulli random vectors: they must have marginal probabilities $\mathbb{P}(Y_i = 1) = 0.5$ for all i ; moreover, all probabilities of the form $p_I = \mathbb{P}(\mathbf{Y}_I = \mathbf{1})$ for sets I with odd cardinality are fully determined by the equivalent probabilities for lower-dimensional sets of even cardinality. This follows from the fact that

$$p_I = \mathbb{E} \left(\prod_{i \in I} Y_i \right) = \mathbb{E} \left(\prod_{i \in I} (1 - Y_i) \right) = 1 + \sum_{A \subseteq I, |A| \geq 1} (-1)^{|A|} \mathbb{E} \left(\prod_{i \in A} Y_i \right).$$

When I is odd, we then have

$$2p_I = 1 + \sum_{A \subseteq I, 1 \leq |A| < |I|} (-1)^{|A|} p_A = 1 - \frac{1}{2}|I| + \sum_{A \subseteq I, 2 \leq |A| < |I|} (-1)^{|A|} p_A, \quad (10)$$

where the last equality follows from the fact that $p_A = 0.5$ whenever $|A| = 1$. For example,

$$p_{\{1,2,3\}} = \mathbb{E} \left((1 - Y_1)(1 - Y_2)(1 - Y_3) \right) = \frac{1}{2} (p_{\{1,2\}} + p_{\{1,3\}} + p_{\{2,3\}}) - \frac{1}{4}.$$

Since the vector of joint event probabilities $(p_I : I \in \mathcal{P}(\mathcal{D}) \setminus \emptyset)$ uniquely specifies the distribution of a Bernoulli random vector, this leads to the insight that we need only consider sets I in the even power set. In fact we have the following result.

Proposition 2. (i) *The radially symmetric Bernoulli distribution of a vector \mathbf{Y} in dimension d is uniquely determined by the vector of probabilities $\mathbf{p}_{\mathbf{Y}} = (p_I : I \in \mathcal{E}(\mathcal{D}) \setminus \emptyset)$.*

(ii) *For label sets $S \subset \mathcal{P}(\mathcal{D})$ the vector $\mathbf{p}_{\mathbf{Y}}$ is the shortest vector of the form $(p_I : I \in S \setminus \emptyset)$ which uniquely determines the distribution of \mathbf{Y} for all possible \mathbf{Y} .*

Proof. For part (ii) observe that the vector $\mathbf{p}_{\mathbf{Y}}$ has length equal to

$$\sum_{j=1}^{\lfloor d/2 \rfloor} \binom{d}{2j} = 2^{d-1} - 1.$$

Radially symmetric multivariate Bernoulli distributions in dimension d have $2^{d-1} - 1$ free parameters, with one being deducted for the sum constraint $2 \sum_{k=1}^{2^{d-1}} \mathbb{P}(\mathbf{Y} = \mathbf{s}_k) = 1$. Thus the vector $\mathbf{p}_{\mathbf{Y}}$ is the minimal vector of its kind that is required to fully specify the distribution of \mathbf{Y} in all cases. \square

We close this section by noting that the independence between \mathbf{U} and \mathbf{Y} in the stochastic representation $\mathbf{U} \stackrel{d}{=} \mathbf{U}\mathbf{Y} + (1 - \mathbf{U})(1 - \mathbf{Y})$ of an extremal mixture copula is an important assumption. An example of a copula that violates this assumption is provided in Appendix A and reveals an interesting contrast between the extremal copulas and the mixtures of extremal copulas. While a necessary and sufficient condition for a vector \mathbf{U} to be distributed according to an extremal copula is that its bivariate margins should be extremal copulas, the analogous statement does not hold for extremal mixture copulas. Although it is necessary that the bivariate margins of an extremal mixture copula are extremal mixture copulas, the example shows that this is not sufficient. An additional condition is required, as stated below and proved in Appendix A.

Proposition 3. *The distribution of a random vector $\mathbf{U} = (U_1, \dots, U_d)$ is a mixture of extremal copulas if and only if its bivariate marginal distributions are mixtures of extremal copulas and for all $u \in [0, 1]$,*

$$\mathbb{P} \left(U_1 \leq u \mid I_{\{U_j = U_1\}}, j \neq 1 \right) = u. \quad (11)$$

4 Main result

In this section we characterize concordance signatures of arbitrary copulas in dimension d . To do so we first calculate concordance signatures of extremal mixture copulas and investigate their properties.

For $k = 1, \dots, 2^{d-1}$, let $\mathbf{X}^{(k)} = (X_1^{(k)}, \dots, X_d^{(k)})$ be a random vector with continuous margins and copula $C^{(k)}$. Then the sets $\{X_j^{(k)} : j \in J_k\}$ and $\{X_j^{(k)} : j \in J_k^c\}$ are sets of comonotonic random variables, while any pair $(X_i^{(k)}, X_j^{(k)})$ such that $i \in J_k$ and $j \in J_k^c$, or vice versa, is a pair of countermonotonic random variables. For $I \subseteq \mathcal{D}$ we introduce the notation

$$a_{I,k} = \begin{cases} 1 & \text{if } I \subseteq J_k \text{ or } I \subseteq J_k^c, \\ 0 & \text{otherwise.} \end{cases} \quad (12)$$

For sets with $|I| > 1$ the value $a_{I,k}$ indicates whether the components of $\mathbf{X}^{(k)}$ with indices in I are comonotonic variables or not. However the values $a_{I,k}$ are also defined for sets I which are singletons and for the empty set; in these cases we have $a_{\{i\},k} = 1$ and $a_{\emptyset,k} = 1$ for all k and i .

Proposition 4. (i) For any $k \in \{1, \dots, 2^{d-1}\}$ and $I \in \mathcal{P}(\mathcal{D})$, $\kappa(C_I^{(k)}) = a_{I,k}$.

(ii) If C is an extremal mixture copula of the form $\sum_{k=1}^{2^{d-1}} w_k C^{(k)}$ then, for any $I \subseteq \mathcal{D}$,

$$\kappa(C_I) = \sum_{k=1}^{2^{d-1}} w_k \kappa(C_I^{(k)}) = \sum_{k=1}^{2^{d-1}} w_k a_{I,k}. \quad (13)$$

Proof. Statement (i) follows easily by observing that, if the variables indexed by I are comonotonic, then they are concordant with probability one, otherwise they are discordant; if I is a singleton or the empty set the formula still holds.

To establish (ii), note again that (13) holds trivially for sets I which are singletons or the empty set. For sets such that $|I| \geq 2$ we can use (2) to write

$$\kappa(C) = 2 \int_{[0,1]^d} C(\mathbf{u}) dC(\mathbf{u}) = 2 \sum_{j=1}^{2^{d-1}} \sum_{k=1}^{2^{d-1}} w_j w_k \int_{[0,1]^d} C^{(j)}(\mathbf{u}) dC^{(k)}(\mathbf{u}).$$

Introducing independent random vectors $\mathbf{U}^{(j)} \sim C^{(j)}$ and $\tilde{\mathbf{U}}^{(k)} \sim C^{(k)}$ for $j \in \{1, \dots, 2^{d-1}\}$ and $k \in \{1, \dots, 2^{d-1}\}$ we calculate that

$$\int_{[0,1]^d} C^{(j)}(\mathbf{u}) dC^{(k)}(\mathbf{u}) = \mathbb{P}(\mathbf{U}^{(j)} \leq \tilde{\mathbf{U}}^{(k)}) = \begin{cases} \frac{1}{2} & \text{if } j = k = 1, \\ \frac{1}{4} & \text{if } j = 1 \text{ or } k = 1 \text{ but } j \neq k, \\ 0 & \text{if } j \neq 1 \text{ and } k \neq 1. \end{cases}$$

Hence we can verify that

$$\kappa(C) = 2 \frac{w_1^2}{2} + 4w_1 \left(\frac{w_2}{4} + \dots + \frac{w_{2^{d-1}}}{4} \right) = w_1^2 + w_1(1 - w_1) = w_1,$$

which is the weight on $C^{(1)} = M$, the d -dimensional comonotonicity copula. If \mathbf{U} is distributed according to C then the vector \mathbf{U}_I is distributed according to a mixture of extremal copulas in dimension $|I|$ and it

follows that $\kappa(\mathbf{U}_I) = \kappa(C_I) = \tilde{w}_1$ where \tilde{w}_1 is the weight attached to the case where \mathbf{U}_I is a comonotonic random vector. This is given by

$$\tilde{w}_1 = \sum_{k=1}^{2^d-1} w_k a_{I,k} = \sum_{k=1}^{2^d-1} w_k \kappa(C_I^{(k)}),$$

where the second equality follows from part (i). \square

A simple consequence of Proposition 4, specifically of (13) and (3), is a formula for the multivariate Kendall's tau coefficient for mixtures of extremal distributions.

Corollary 1. *If $C = \sum_{k=1}^{2^d-1} w_k C^{(k)}$ then for any $I \subseteq \mathcal{D}$ with $|I| \geq 2$, the multivariate Kendall's tau coefficient satisfies*

$$\tau(C_I) = \sum_{k=1}^{2^d-1} w_k \tau(C_I^{(k)}). \quad (14)$$

A further simple consequence of Proposition 4 is that we can write down the concordance signatures of extremal copulas and extremal mixture copulas. For $k \in \{1, \dots, 2^d-1\}$ the full concordance signature of $C^{(k)}$ is $\tilde{\kappa}(C^{(k)}) = \tilde{\mathbf{a}}_k = (a_{I,k} : I \in \mathcal{P}(\mathcal{D}))$ and the full concordance signature of $C = \sum_{k=1}^d w_k C^{(k)}$ is $\tilde{\kappa}(C) = \sum_{k=1}^d w_k \tilde{\mathbf{a}}_k$.

Since full concordance signatures are determined by even concordance signatures we now focus on the latter and prove two key properties of the even concordance signature of an extremal mixture copula that link back to the Bernoulli representation in Section 3.2.

Proposition 5. *Let $\mathbf{a}_k = (a_{I,k} : I \in \mathcal{E}(\mathcal{D}))$, for $k \in \{1, \dots, 2^d-1\}$, and let $\kappa(C) = \sum_{k=1}^{2^d-1} w_k \mathbf{a}_k$ be the even concordance signature of the extremal mixture copula C .*

(i) *$\kappa(C)$ uniquely determines C . Moreover, it is the minimal partial concordance signature of C which uniquely determines C in all cases.*

(ii) *The vectors \mathbf{a}_k , $k \in \{1, \dots, 2^d-1\}$ are linearly independent.*

Proof. For part (i) recall that a random vector $\mathbf{U} \sim C$ has the stochastic representation $\mathbf{U} \stackrel{d}{=} U\mathbf{Y} + (1 - U)(\mathbf{1} - \mathbf{Y})$ where \mathbf{Y} is a random vector with a radially symmetric Bernoulli distribution. For any set $I \in \mathcal{E}(\mathcal{D}) \setminus \emptyset$ the components of $U\mathbf{Y} + (1 - U)(\mathbf{1} - \mathbf{Y})$ are concordant if and only if $\mathbf{Y}_I = \mathbf{1}$ or $\mathbf{Y}_I = \mathbf{0}$. It follows from the radial symmetry property that $\kappa_I(C) = 2\mathbb{P}(\mathbf{Y}_I = \mathbf{1})$. By Proposition 2 the vector $(\mathbb{P}(\mathbf{Y}_I = \mathbf{1}) : I \in \mathcal{E}(\mathcal{D}) \setminus \emptyset)$ is the minimal vector of event probabilities that pins down the law of \mathbf{Y} in all cases and hence, by equation (9), the weights $w_k = 2\mathbb{P}(\mathbf{Y} = \mathbf{s}_k)$ in the representation $C = \sum_{k=1}^{2^d-1} w_k C^{(k)}$. If another extremal mixture copula \tilde{C} shares the same values for the concordance probabilities of even order, then the weights must be identical.

For part (ii) suppose, on the contrary, that the vectors \mathbf{a}_k are linearly dependent, that is, there exist scalars μ_k , $k \in \{1, \dots, 2^d-1\}$ such that $\mu_k \neq 0$ for at least one k and

$$\sum_{k=1}^{2^d-1} \mu_k \mathbf{a}_k = \mathbf{0}. \quad (15)$$

To prove the result, we need to show that this assumption leads to a contradiction. We select a copula C such that $C = \sum_{k=1}^{2^d-1} w_k C^{(k)}$ and $w_k > 0$ for all k . Because the first component of \mathbf{a}_k is 1 for all k , we

have that $\sum_{k=1}^{2^{d-1}} \mu_k = 0$. Hence, there exists at least one k^* such that $\mu_{k^*} > 0$. From (15) we have that for each $\alpha \in \mathbb{R}$, $\sum_{k=1}^{2^{d-1}} (w_k - \alpha \mu_k) \mathbf{a}_k = \boldsymbol{\kappa}(C)$.

Let $\alpha^* = \min((w_k/\mu_k) : \mu_k > 0)$. Clearly, $\alpha^* > 0$ because the set over which the minimum is taken contains at least w_{k^*}/μ_{k^*} and because $w_k > 0$ for all k . Now define $\mathbf{w}^* = \mathbf{w} - \alpha^* \boldsymbol{\mu}$. These weights are non-negative and sum up to one, while $\mathbf{w}^* \neq \mathbf{w}$. This implies that $\boldsymbol{\kappa}(C) = \sum_{k=1}^{2^{d-1}} w_k \mathbf{a}_k = \sum_{k=1}^{2^{d-1}} w_k^* \mathbf{a}_k$ but this is not possible because the mixture weights are unique by part (i). \square

Proposition 5 shows that the set of attainable even concordance signatures of d -dimensional extremal mixture copulas is the convex hull

$$\mathbb{K} = \left\{ \sum_{k=1}^{2^{d-1}} w_k \mathbf{a}_k : w_k \geq 0, k = 1, \dots, 2^{d-1}, \sum_{k=1}^{2^{d-1}} w_k = 1 \right\}.$$

and implies in particular that \mathbb{K} is a convex polytope with vertices \mathbf{a}_k , $k \in \{1, \dots, 2^{d-1}\}$. Similarly the set of full concordance signatures is the convex polytope with vertices $\tilde{\mathbf{a}}_k$, $k \in \{1, \dots, 2^{d-1}\}$. We can now state and prove the main result of this paper which shows that these sets are also the sets of attainable even and full concordance signatures for any d -dimensional copula.

Theorem 1. *Let C be a d -dimensional copula and $\boldsymbol{\kappa}(C) = (\kappa_I : I \in \mathcal{E}(\mathcal{D}))$ its even concordance signature. Then there exists a unique extremal mixture copula $C^* = \sum_{k=1}^{2^{d-1}} w_k C^{(k)}$ such that $\boldsymbol{\kappa}(C) = \boldsymbol{\kappa}(C^*)$. The weights w_k are given by the unique solution of the linear equation system*

$$\boldsymbol{\kappa}(C) = \sum_{k=1}^{2^{d-1}} w_k \mathbf{a}_k \tag{16}$$

where $\mathbf{a}_k = (a_{I,k} : I \in \mathcal{E}(\mathcal{D}))$ for $k \in \{1, \dots, 2^{d-1}\}$.

Proof. For a vector $\mathbf{U} \sim C$ we can write, for any $I \in \mathcal{P}(\mathcal{D})$ with $|I| \geq 1$,

$$\begin{aligned} \kappa_I = \kappa(C_I) = 2\mathbb{P}(\mathbf{U}_I < \mathbf{U}_I^*) &= \mathbb{P}(\mathbf{U}_I < \mathbf{U}_I^*) + \mathbb{P}(\mathbf{U}_I > \mathbf{U}_I^*) \\ &= \mathbb{P}(\text{sign}(\mathbf{U}_I^* - \mathbf{U}_I) = \mathbf{1}) + \mathbb{P}(\text{sign}(\mathbf{U}_I^* - \mathbf{U}_I) = -\mathbf{1}) \end{aligned}$$

where \mathbf{U}^* is an independent copy of \mathbf{U} . If we define the random vectors

$$\mathbf{V} = \text{sign}(\mathbf{U}^* - \mathbf{U}), \quad \mathbf{Y} = \frac{1}{2}(\mathbf{V} + \mathbf{1}),$$

then the concordance probabilities of C are given by

$$\kappa_I = \mathbb{P}(\mathbf{Y}_I = \mathbf{0}) + \mathbb{P}(\mathbf{Y}_I = \mathbf{1}) \tag{17}$$

so that the concordance signature of C is determined by the distribution of \mathbf{Y} , which is a radially symmetric Bernoulli distribution. The radial symmetry follows from the fact that $\mathbf{V} \stackrel{d}{=} -\mathbf{V}$ so it must be the case that $2\mathbf{Y} - \mathbf{1} \stackrel{d}{=} \mathbf{1} - 2\mathbf{Y}$ or, equivalently, $\mathbf{Y} \stackrel{d}{=} \mathbf{1} - \mathbf{Y}$.

From (17) we can conclude that, for every $I \in \mathcal{P}(\mathcal{D})$,

$$\kappa_I = \sum_{k=1}^{2^{d-1}} \left(\mathbb{P}(\mathbf{Y} = \mathbf{s}_k) + \mathbb{P}(\mathbf{Y} = \mathbf{1} - \mathbf{s}_k) \right) I_{\{I \subseteq J_k \text{ or } I \subseteq J_k^c\}} = \sum_{k=1}^{2^{d-1}} w_k a_{I,k} = \kappa_I(C^*),$$

where we have used the fact that the union of all the disjoint events $\{\mathbf{Y} = \mathbf{s}_k\}$ and $\{\mathbf{Y} = \mathbf{1} - \mathbf{s}_k\}$ forms a partition of $\{0, 1\}^d$ in the first equality, the notation (12) and (9) in the second and (13) in the final equality. Thus the weights w_k specifying the extremal mixture copula are precisely the probabilities that specify the law of the radially symmetric Bernoulli vector \mathbf{Y} through $w_k = 2\mathbb{P}(\mathbf{Y} = \mathbf{s}_k)$ and the uniqueness of the set of weights follows from the uniqueness of the law of \mathbf{Y} . The sufficiency of solving the linear equation system (16) to determine the weights w_k and the existence of a unique solution follows from Proposition 5, in particular the fact that (16) is a system of 2^{d-1} equations with 2^{d-1} unknowns and the vectors \mathbf{a}_k are linearly independent. \square

The implication of Theorem 1 is that we can find the mixture weights \mathbf{w} for a given concordance signature using simple linear algebra. To see this, let $\boldsymbol{\kappa} = \boldsymbol{\kappa}(C)$ denote the even concordance signature of a d -dimensional copula C and let A_d be the $2^{d-1} \times 2^{d-1}$ -matrix with columns \mathbf{a}_k . Proposition 5 implies that A_d is of full rank, and hence invertible. The linear equation system (16) can be written in the form $\boldsymbol{\kappa} = A_d \mathbf{w}$ and must have a unique solution which can be found by calculating $\mathbf{w} = A_d^{-1} \boldsymbol{\kappa}$. For example, when $d = 4$ we would have

$$\overbrace{\begin{pmatrix} 1 \\ \kappa_{\{1,2\}} \\ \kappa_{\{1,3\}} \\ \kappa_{\{1,4\}} \\ \kappa_{\{2,3\}} \\ \kappa_{\{2,4\}} \\ \kappa_{\{3,4\}} \\ \kappa_{\{1,2,3,4\}} \end{pmatrix}}^{\boldsymbol{\kappa}} = \overbrace{\begin{pmatrix} 1 & 1 & 1 & 1 & 1 & 1 & 1 & 1 \\ 1 & 1 & 1 & 1 & 0 & 0 & 0 & 0 \\ 1 & 1 & 0 & 0 & 1 & 1 & 0 & 0 \\ 1 & 0 & 1 & 0 & 1 & 0 & 1 & 0 \\ 1 & 1 & 0 & 0 & 0 & 0 & 1 & 1 \\ 1 & 0 & 1 & 0 & 0 & 1 & 0 & 1 \\ 1 & 0 & 0 & 1 & 1 & 0 & 0 & 1 \\ 1 & 0 & 0 & 0 & 0 & 0 & 0 & 0 \end{pmatrix}}^{A_4} \mathbf{w} \quad (18)$$

The fact that the even concordance signature is required to determine the weights of the extremal mixture copula in all possible cases allows us to view the even concordance signature of a copula as the *minimal complete* concordance signature. Indeed, the fact that A_d is of full rank has the following interesting corollary, namely that a formula such as (4) can only hold for sets of odd cardinality.

Corollary 2. *When I is a set of even cardinality there is no linear formula valid for all copulas relating κ_I to concordance probabilities of order $|I'| \leq |I|$.*

Proof. If the statement were not true, the rows of the matrix A_d would be linearly dependent, contradicting the assertion that A_d is of full rank. \square

Remark 1. The implications of Corollary 2 can be extended. In view of (3) an analogous result could be stated for the multivariate Kendall's tau coefficients: when $|I|$ is odd, a linear formula relating τ_I to the values for lower-dimensional subsets exists (see Proposition 1 in Genest et al. (2011)) but no such formula exists when $|I|$ is even. Moreover, as we will discuss in Section 6, the concordance probabilities of elliptical copulas are equal to twice the orthant probabilities of Gaussian distributions centred at the origin: thus if $\mathbf{Z} \sim N_d(\mathbf{0}, \Sigma)$ is a Gaussian random vector, recursive linear formulas exist for the probabilities $P(\mathbf{Z}_I \geq \mathbf{0})$ when $|I|$ is odd but not when $|I|$ is even.

5 Attainability of concordance signatures

Let $S \subseteq \mathcal{E}(\mathcal{D})$ be a label set. Suppose we want to test whether a vector of putative concordance probabilities $\boldsymbol{\kappa} = (\kappa_I : I \in S)$ with label set S could be a partial concordance signature of some copula C . The vector

κ is said to be attainable if there exists a d -dimensional copula C such that $\kappa(C_I) = \kappa_I$ for each $I \in \mathcal{S}$. From Theorem 1, it suffices to determine whether there exists an extremal mixture copula with this property.

A particular special case of interest is when the label set of κ is the empty set together with all the sets of cardinality 2 in d dimensions; i.e. $\mathcal{S} = \{\emptyset, \{1, 2\}, \dots, \{1, d\}, \dots, \{d-1, d\}\}$. In view of (3), this is equivalent to determining whether a matrix of putative Kendall rank correlations is attainable. For a random vector \mathbf{X} we denote the Kendall rank correlation matrix and the linear correlation matrix by $P_\tau(\mathbf{X})$ and $P(\mathbf{X})$, respectively. Note that Kendall rank correlation matrices must be correlation matrices, i.e. positive semi-definite matrices with ones on the diagonal and all elements in $[-1, 1]$. This follows from the fact that if \mathbf{U} is a random vector distributed as a copula C , then we can write $P_\tau(\mathbf{U}) = P(\text{sign}(\mathbf{U} - \mathbf{U}^*))$, in other words, as the linear correlation matrix of the sign vector of the difference between \mathbf{U} and an independent copy \mathbf{U}^* .

In Theorem 2 below we provide an answer to the attainability question for Kendall rank correlation matrices. The proof is a simple consequence of Theorem 1 and the lemma below.

Lemma 1. *Let \mathbf{U} be distributed according to the mixture of extremal copulas given by $C^* = \sum_{k=1}^{2^{d-1}} w_k C^{(k)}$. Then*

$$P_\tau(\mathbf{U}) = P(\mathbf{U}) = \sum_{k=1}^{2^{d-1}} w_k P^{(k)}. \quad (19)$$

Proof. The equality $P_\tau(\mathbf{U}) = \sum_{k=1}^{2^{d-1}} w_k P_\tau(\mathbf{U}^{(k)})$ follows from (14) while the corresponding equality $P(\mathbf{U}) = \sum_{k=1}^{2^{d-1}} w_k P(\mathbf{U}^{(k)})$ for linear correlation matrices was proved by Tiit (1996). Hence (19) follows from the equality of linear and Kendall correlations for extremal copulas. \square

Theorem 2. *The $d \times d$ correlation matrix P is a Kendall rank correlation matrix if and only if P can be represented as a convex combination of the extremal correlation matrices in dimension d , that is,*

$$P = \sum_{k=1}^{2^{d-1}} w_k P^{(k)}. \quad (20)$$

Proof. If P is of the form (20) then Lemma 1 shows that it is the Kendall's tau matrix of the extremal mixture copula $C^* = \sum_{k=1}^{2^{d-1}} w_k C^{(k)}$. Conversely if P is the Kendall's τ matrix of an arbitrary copula C then, by Theorem 1, it is also the Kendall's tau matrix of the extremal mixture copula with the same concordance signature and must take the form (19) by Lemma 1. \square

The set of convex combinations of extremal correlation matrices is known as the cut polytope; an illustration for $d = 3$ is shown in the left panel of Figure 1. The right panels show the attainable values of $\tau_{\{1,3\}}$ and $\tau_{\{2,3\}}$ when $\tau_{\{1,2\}}$ is fixed at certain values, or equivalently, when the partial concordance signature $\kappa = (1, \kappa_{\{1,2\}})$ is fixed; in other words, a section has been taken through the polytope.

Laurent and Poljak (1995) showed that the cut polytope is a strict subset of the so-called elliptope of correlation matrices in dimensions $d \geq 3$; see also Section 3.3 of Hofert and Koike (2019). For example, the positive-definite correlation matrix

$$\frac{1}{12} \begin{pmatrix} 12 & -5 & -5 \\ -5 & 12 & -5 \\ -5 & -5 & 12 \end{pmatrix}$$

is in the elliptope but not the cut polytope and therefore cannot be a matrix of Kendall's tau values. If $\tau = -5/12$ and we set $\kappa = (1 + \tau)/2$ and $\kappa = (1, \kappa, \kappa, \kappa)$, there is no solution to the equation $A_3 \mathbf{w} = \kappa$ on the 4-dimensional unit simplex and a representation of the form (20) is impossible.

Huber and Marić (2019) have shown that the cut polytope is also the set of attainable linear correlation matrices for multivariate distributions with symmetric Bernoulli marginal distributions. This can be deduced from Theorem 1 and Proposition 1 using the following lemma.

Lemma 2. *Let $\mathbf{U} = U\mathbf{B} + (1 - U)(\mathbf{1} - \mathbf{B})$ where \mathbf{B} is a Bernoulli vector with symmetric marginal distributions and U is a uniform random variable independent of \mathbf{B} . Then $P_\tau(\mathbf{U}) = P(\mathbf{B})$.*

Proof. First note that $P_\tau(\mathbf{U}) = P(\mathbf{U})$ by Proposition 1 and Lemma 1. By writing

$$\begin{aligned} \mathbf{U}\mathbf{U}^\top &= U^2\mathbf{B}\mathbf{B}^\top + (1 - U)^2(\mathbf{1} - \mathbf{B})(\mathbf{1} - \mathbf{B})^\top + U(1 - U)\left(\mathbf{B}(\mathbf{1} - \mathbf{B})^\top + (\mathbf{1} - \mathbf{B})\mathbf{B}^\top\right) \\ &= (2U - 1)^2\mathbf{B}\mathbf{B}^\top + (2U - 1)(1 - U)(\mathbf{B}\mathbf{1}^\top + \mathbf{1}\mathbf{B}^\top) + (1 - U)^2\mathbf{1}\mathbf{1}^\top \end{aligned}$$

and using the fact that $\mathbb{E}(B_i) = 0.5$ for all $i \in \{1, \dots, d\}$, we find that

$$\begin{aligned} \text{cov}(\mathbf{U}) &= \frac{1}{3} \left(\mathbb{E}(\mathbf{B}\mathbf{B}^\top) - \frac{1}{2} \left(\mathbb{E}(\mathbf{B}\mathbf{1}^\top) + \mathbb{E}(\mathbf{1}\mathbf{B}^\top) \right) + \mathbf{1}\mathbf{1}^\top \right) - \frac{1}{4} \mathbf{1}\mathbf{1}^\top \\ &= \frac{1}{3} \mathbb{E}(\mathbf{B}\mathbf{B}^\top) - \frac{1}{12} \mathbf{1}\mathbf{1}^\top. \end{aligned}$$

Since $\text{var}(U_i) = 1/12$ and $\text{var}(B_i) = 1/4$ for all $i \in \{1, \dots, d\}$ we conclude that

$$P(\mathbf{U}) = 4\mathbb{E}(\mathbf{B}\mathbf{B}^\top) - \mathbf{1}\mathbf{1}^\top = P(\mathbf{B}).$$

This completes the proof. \square

Proposition 6. *The set of Kendall rank correlation matrices of copulas is identical to the set of linear correlation matrices of Bernoulli random vectors with symmetric margins.*

Proof. If $\rho_\tau(\mathbf{U})$ is a Kendall rank correlation matrix then, by Theorem 1, it is identical to the Kendall rank correlation matrix of a random vector \mathbf{U}^* with distribution given by the extremal mixture copula with the same concordance signature as \mathbf{U} . It follows from Proposition 1 that \mathbf{U}^* has the stochastic representation $\mathbf{U}^* \stackrel{d}{=} U\mathbf{Y} + (1 - U)(\mathbf{1} - \mathbf{Y})$ where, without loss of generality, \mathbf{Y} has a radially symmetric Bernoulli distribution (with symmetric margins). Lemma 2 gives $P_\tau(\mathbf{U}) = P_\tau(\mathbf{U}^*) = P(\mathbf{Y})$.

Conversely if $P(\mathbf{B})$ is the correlation matrix of a Bernoulli random vector \mathbf{B} with symmetric margins (not necessarily radially symmetric) then by Proposition 1 we can take an independent uniform random variable U and construct a random vector $\mathbf{U}^* = U\mathbf{B} + (1 - U)(\mathbf{1} - \mathbf{B})$ with an extremal mixture copula. Lemma 2 gives $P(\mathbf{B}) = P_\tau(\mathbf{U}^*)$. \square

Remark 2. It is clear from the proof that the set of linear correlation matrices of Bernoulli random vectors with symmetric margins is equal to the set of linear correlation matrices of radially symmetric Bernoulli random vectors. This insight also appears in Theorem 1 of Huber and Marić (2019).

We now turn to the problem of determining the attainable higher order concordance probabilities when lower order probabilities are fixed. The following example illustrates what happens in four dimensions when all pairwise Kendall rank correlations are equal and form a so-called equicorrelation matrix.

Example 1. Let C be a copula in dimension $d = 4$ with Kendall rank correlation matrix $P_\tau(C)$ equal to the equicorrelation matrix with off-diagonal element $2\kappa - 1$; in other words the bivariate concordance probabilities $\kappa_{\{i,j\}}$ for all pairs of random variables are equal to κ . The even concordance signature is a vector of the form $\boldsymbol{\kappa} = (1, \kappa, \kappa, \kappa, \kappa, \kappa, \kappa, \kappa, \kappa_4)$ where $\kappa_4 = \kappa_{\{1,2,3,4\}}$. It is straightforward to verify that the linear system given in (18) is solved by the weight vector

$$\mathbf{w} = (\kappa_4, w_1(\kappa, \kappa_4), w_1(\kappa, \kappa_4), w_2(\kappa, \kappa_4), w_1(\kappa, \kappa_4), w_2(\kappa, \kappa_4), w_2(\kappa, \kappa_4), w_1(\kappa, \kappa_4)),$$

where $w_1(\kappa, \kappa_4) = (3\kappa - 1)/2 - \kappa_4$ and $w_2(\kappa, \kappa_4) = 1 - 2\kappa + \kappa_4$. Since the weights must satisfy $0 \leq w_i(\kappa, \kappa_4) \leq 1$, the concordance probabilities must satisfy $\kappa \in [1/3, 1]$ and $\kappa_4 \in [\max(2\kappa - 1, 0), (3\kappa - 1)/2]$. The left panel of Figure 2 shows the set of attainable values for $\tau = 2\kappa - 1$ and $\tau_4 = (8\kappa_4 - 1)/7$. It is notable that the mere fact that the bivariate concordance probabilities are equal limits the range of attainable correlations significantly. In principle, for any copula, the pair (τ, τ_4) must always lie in the rectangle $[-1, 1] \times [-1/7, 1]$ shown in the plot. However, in the case of equicorrelation, the attainable set is considerably smaller.

In general, attainability and compatibility problems can be solved by linear programming. Let $S \subset \mathcal{E}(\mathcal{D})$ be a label set strictly contained in the even power set and suppose we want to test whether the vector $\kappa = (\kappa_I : I \in S)$ with label set S is attainable or, in other words, whether it is the partial concordance signature of some copula C . If it is attainable, we then want to determine the attainable values for the missing concordance probabilities that make up the even concordance signature.

Let $A_d^{(1)}$ be the $|S| \times 2^{d-1}$ -matrix consisting of the rows of A_d that correspond to S ; let $A_d^{(2)}$ be the matrix formed of the remaining rows of A_d . Consider the set of weight vectors $\{\mathbf{w} : A_d^{(1)}\mathbf{w} = \kappa, \mathbf{w} \geq \mathbf{0}\}$ and note that every element of the set satisfies the sum condition on the weights, since S is a label set containing \emptyset and the first row of $A_d^{(1)}$ consists of ones. If κ is an attainable partial concordance signature then this set of weight vectors is non-empty and forms a convex polytope, that is, a set of the form

$$\left\{ \sum_{i=1}^m \mu_i \mathbf{w}_i, \sum_{i=1}^m \mu_i = 1, \mu_i \geq 0, i = 1, \dots, m \right\}. \quad (21)$$

In this case it is possible to use the method of Avis and Fukuda (1992) to find the *vertices* $\mathbf{w}_1, \dots, \mathbf{w}_m$ of the polytope. The set of attainable even concordance signatures containing the partial signature κ is then given by the convex hull of the points $\kappa_i = A_d \mathbf{w}_i, i \in \{1, \dots, m\}$, while the set of attainable unspecified elements of the concordance signature is given by the convex hull of the points

$$\{\kappa_i^{(2)} = A_d^{(2)} \mathbf{w}_i, i = 1, \dots, m\}. \quad (22)$$

As the dimension increases and the discrepancy between the length of κ and the length of the even signature increases, the vertex enumeration algorithm can become computationally infeasible. In such cases we may be content to simply test κ for attainability by finding a single even concordance signature that contains κ . To do so, we can attempt to solve the optimization problem

$$\min \|A_d^{(2)} \mathbf{w}\| : A_d^{(1)} \mathbf{w} = \kappa, \mathbf{w} \geq \mathbf{0} \quad (23)$$

where $\|\cdot\|$ denotes the Euclidean norm. This is a standard minimization problem with both equality and inequality constraints. The putative partial concordance signature κ is attainable if a solution exists and the solution to the optimization problem will be the weight vector which gives the (collectively) smallest values for the missing concordance probabilities. To get the (collectively) largest values we could solve

$$\min \|A_d^{(2)} \mathbf{w} - \mathbf{1}\| : A_d^{(1)} \mathbf{w} = \kappa, \mathbf{w} \geq \mathbf{0}. \quad (24)$$

Note also that if we are only concerned with finding the smallest or largest missing values for certain missing concordance probabilities, then we can drop rows of $A_d^{(2)}$.

Example 2. For $d = 5$ let a partial concordance signature be given by $\kappa_{\{i,j\}} = 2/3$ for all pairs of random variables and $\kappa_{\{1,2,3,4\}} = \kappa_{\{1,2,3,5\}} = 0.4$. To complete the concordance signature, 3 further concordance probabilities are required: $\kappa_{\{1,2,4,5\}}$, $\kappa_{\{1,3,4,5\}}$ and $\kappa_{\{2,3,4,5\}}$. Using the method of Avis and Fukuda (1992) the set of possible weight vectors is non-empty and has nine vertices; thus the specified partial signature is attainable. The set of attainable values for the missing values forms a polytope in three dimensions which is shown in Figure 2.

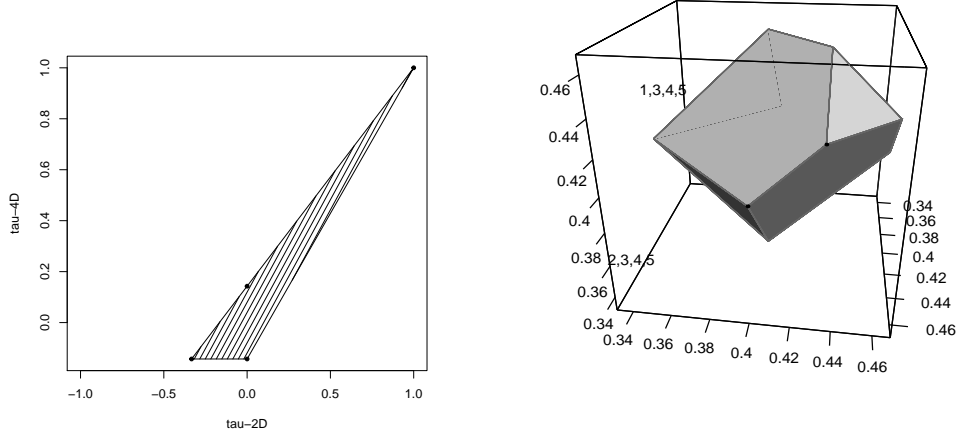


Figure 2: Left panel: set of attainable values of (τ, τ_4) in Example 1. Right panel: Convex polytope of attainable fourth order concordance probabilities in Example 2.

6 Application to copulas of elliptical distributions

The concordance signature is identical for the copulas of all elliptical distributions with the same correlation matrix P . This follows because the individual probabilities of concordance are identical for all such copulas. This is proved in Genest et al. (2011, Section 2.1) in the context of an analysis of multivariate Kendall's tau coefficients.

Let \mathbf{X} have an elliptical distribution centred at the origin with dispersion matrix equal to the correlation matrix P and assume that $\mathbb{P}(\mathbf{X} = \mathbf{0}) = 0$. If \mathbf{X}^* is an independent copy of \mathbf{X} , then the concordance probabilities (1) are given by $\kappa_I = 2\mathbb{P}(\mathbf{X}_I < \mathbf{X}_I^*) = 2\mathbb{P}(\mathbf{X}_I - \mathbf{X}_I^* < \mathbf{0})$. The random vector $\mathbf{X}_I - \mathbf{X}_I^*$ also has an elliptical distribution centred at the origin. Using a standard stochastic representation for elliptical distributions (see Fang et al. (1990) or McNeil et al. (2015)) we can write $\mathbf{X}_I - \mathbf{X}_I^* \stackrel{d}{=} R_1 \mathbf{A} \mathbf{S}$ and $\mathbf{X} \stackrel{d}{=} R_2 \mathbf{A} \mathbf{S}$ where \mathbf{S} is a random vector uniformly distributed on the unit sphere, \mathbf{A} is a matrix such that $\mathbf{A} \mathbf{A}^\top = P$ and R_1 and R_2 are positive scalar random variables that are both independent of \mathbf{S} . It follows that

$$\kappa_I = 2\mathbb{P}(\mathbf{X}_I - \mathbf{X}_I^* < \mathbf{0}) = 2\mathbb{P}((R_1 \mathbf{A} \mathbf{S})_I < \mathbf{0}) = 2\mathbb{P}((R_2 \mathbf{A} \mathbf{S})_I < \mathbf{0}) = 2\mathbb{P}(\mathbf{X}_I < \mathbf{0}). \quad (25)$$

From this calculation, we see that the positive scalar random variable R_2 plays no role, so that the concordance probabilities κ_I are the same for any elliptical random vector with the same dispersion matrix $P = \mathbf{A} \mathbf{A}^\top$. Moreover, they are equal to twice the orthant probabilities for a centred elliptical distribution with dispersion matrix P . In practice it is easiest to calculate the orthant probabilities of a multivariate normal distribution $\mathbf{X} \sim N_d(\mathbf{0}, P)$ and this is the approach we take in our examples. The results for the

6 × 6 correlation matrix

$$P = \frac{1}{16} \begin{pmatrix} 16 & 1 & 2 & 3 & 4 & 5 \\ 1 & 16 & 6 & 7 & 8 & 9 \\ 2 & 6 & 16 & 10 & 11 & 12 \\ 3 & 7 & 10 & 16 & 13 & 14 \\ 4 & 8 & 11 & 13 & 16 & 15 \\ 5 & 9 & 12 & 14 & 15 & 16 \end{pmatrix} \quad (26)$$

are given in Table 1.

Every linear correlation matrix can be the correlation matrix of a multivariate elliptical (or multivariate normal) distribution. We now show by means of a counterexample that an analogous statement is not true of Kendall rank correlation matrices.

Example 3. The positive-definite correlation matrix

$$P_\tau = \begin{pmatrix} 1 & -0.19 & -0.29 & 0.49 \\ -0.19 & 1 & -0.34 & 0.30 \\ -0.29 & -0.34 & 1 & -0.79 \\ 0.49 & 0.30 & -0.79 & 1 \end{pmatrix} \quad (27)$$

is a Kendall rank correlation matrix but is not the Kendall rank correlation matrix of an elliptical distribution. The elements of this matrix are attainable values for the Kendall's tau coefficients $\tau_{\{i,j\}}$ if the corresponding concordance probabilities $\kappa_{\{i,j\}} = (1 + \tau_{\{i,j\}})/2$ are attainable. Using the methods of the previous section we can verify that $\kappa = (\kappa_\emptyset, \kappa_{\{1,2\}}, \kappa_{\{1,3\}}, \kappa_{\{1,4\}}, \kappa_{\{2,3\}}, \kappa_{\{2,4\}}, \kappa_{\{3,4\}})$ is an attainable partial concordance signature. Solving the linear programming problem (23) gives the weight vector

$$\mathbf{w}_1 = (0.04, 0.005, 0.36, 0, 0.0625, 0.2475, 0.2825, 0.0025)$$

corresponding to the minimum attainable fourth order concordance probability of 0.04. Solving the linear programming problem (24) gives the weight vector

$$\mathbf{w}_2 = (0.0425, 0.0025, 0.3575, 0.0025, 0.06, 0.25, 0.285, 0)$$

corresponding to the maximum attainable fourth order concordance probability of 0.0425. In this case \mathbf{w}_1 and \mathbf{w}_2 are precisely the two vertices of the polytope of attainable weights given by the set (21), which takes the form of a line segment connecting \mathbf{w}_1 and \mathbf{w}_2 . Any weight vector in this set will give the Kendall rank correlation matrix P_τ .

Let us assume that P_τ in (27) corresponds to an elliptical copula. Lindskog et al. (2003) and Fang and Fang (2002) have shown that the Kendall rank correlation matrix of an elliptical copula with correlation matrix P is given by the componentwise transformation $P_\tau = 2\pi^{-1} \arcsin(P)$. It must be the case that $P = \sin(\pi P_\tau/2)$ is the correlation matrix of the elliptical copula. However, by calculating the eigenvalues we find that P is not positive semi-definite, which is a contradiction.

We now turn to the copula of the multivariate Student t distribution $C_{\nu,P}^t$ with degree of freedom parameter ν and correlation matrix parameter P . It is unusual to consider this copula for degrees of freedom $\nu < 1$, but we consider the limiting behaviour as $\nu \rightarrow 0$. The practical implication of the next result is that $C_{\nu,P}^t$ with ν very small provides an absolutely continuous parametric model that can approximate the mixture of extremal copulas that shares its concordance signature with all elliptical distributions with correlation matrix P . The proof relies on some limiting results for the univariate and multivariate t distribution which are collected in the Appendix.

Table 1: Results for the correlation matrix P in (26).

k	S_k	w_k	I	κ_I
1	{0, 0, 0, 0, 0, 0}	0.2627	\emptyset	1.0000
2	{0, 0, 0, 0, 0, 1}	0.0009	{1, 2}	0.5199
3	{0, 0, 0, 0, 1, 0}	0.0131	{1, 3}	0.5399
4	{0, 0, 0, 0, 1, 1}	0.0037	{1, 4}	0.5600
5	{0, 0, 0, 1, 0, 0}	0.0304	{1, 5}	0.5804
6	{0, 0, 0, 1, 0, 1}	0.0037	{1, 6}	0.6012
7	{0, 0, 0, 1, 1, 0}	0.0088	{2, 3}	0.6224
8	{0, 0, 0, 1, 1, 1}	0.0179	{2, 4}	0.6441
9	{0, 0, 1, 0, 0, 0}	0.0579	{2, 5}	0.6667
10	{0, 0, 1, 0, 0, 1}	0.0029	{2, 6}	0.6902
11	{0, 0, 1, 0, 1, 0}	0.0100	{3, 4}	0.7149
12	{0, 0, 1, 0, 1, 1}	0.0108	{3, 5}	0.7413
13	{0, 0, 1, 1, 0, 0}	0.0165	{3, 6}	0.7699
14	{0, 0, 1, 1, 0, 1}	0.0085	{4, 5}	0.8019
15	{0, 0, 1, 1, 1, 0}	0.0063	{4, 6}	0.8391
16	{0, 0, 1, 1, 1, 1}	0.0659	{5, 6}	0.8869
17	{0, 1, 0, 0, 0, 0}	0.1037	{1, 2, 3, 4}	0.2804
18	{0, 1, 0, 0, 0, 1}	0.0029	{1, 2, 3, 5}	0.2977
19	{0, 1, 0, 0, 1, 0}	0.0114	{1, 2, 3, 6}	0.3150
20	{0, 1, 0, 0, 1, 1}	0.0091	{1, 2, 4, 5}	0.3244
21	{0, 1, 0, 1, 0, 0}	0.0193	{1, 2, 4, 6}	0.3437
22	{0, 1, 0, 1, 0, 1}	0.0073	{1, 2, 5, 6}	0.3675
23	{0, 1, 0, 1, 1, 0}	0.0062	{1, 3, 4, 5}	0.3702
24	{0, 1, 0, 1, 1, 1}	0.0390	{1, 3, 4, 6}	0.3909
25	{0, 1, 1, 0, 0, 0}	0.0338	{1, 3, 5, 6}	0.4161
26	{0, 1, 1, 0, 0, 1}	0.0064	{1, 4, 5, 6}	0.4581
27	{0, 1, 1, 0, 1, 0}	0.0076	{2, 3, 4, 5}	0.4503
28	{0, 1, 1, 0, 1, 1}	0.0232	{2, 3, 4, 6}	0.4725
29	{0, 1, 1, 1, 0, 0}	0.0100	{2, 3, 5, 6}	0.4993
30	{0, 1, 1, 1, 0, 1}	0.0136	{2, 4, 5, 6}	0.5427
31	{0, 1, 1, 1, 1, 0}	0.0036	{3, 4, 5, 6}	0.6153
32	{0, 1, 1, 1, 1, 1}	0.1831	{1, 2, 3, 4, 5, 6}	0.2627

Theorem 3. As $\nu \rightarrow 0$ the d -dimensional t copula $C_{\nu,P}^t$ converges pointwise to the unique extremal mixture copula that shares its concordance signature.

Proof. Let the function $h_\nu(w, \mathbf{s})$ be defined by

$$h_\nu(w, \mathbf{s}) = F_\nu \left(G_{d,\nu}^{-1}(w) A \mathbf{s} \right), \quad w \in (0, 1), \quad \mathbf{s} = (s_1, \dots, s_d), \quad \mathbf{s}^\top \mathbf{s} = 1,$$

where F_ν is the cdf of a t distribution with ν degrees of freedom, $G_{d,\nu}$ is the cdf of the radial component of a d -dimensional multivariate t distribution with ν degrees of freedom and A is a $d \times d$ matrix such that $AA^\top = P$; such a matrix can be constructed for any positive semi-definite P . Let $\mathbf{S} = (S_1, \dots, S_d)$ be uniformly distributed on the unit sphere and let W be an independent uniform random variable. Then $\mathbf{X} = G_{d,\nu}^{-1}(W) A \mathbf{S}$ has a multivariate t distribution and $\mathbf{U} = h_\nu(W, \mathbf{S})$ has joint cdf $C_{\nu,P}^t$. We want to show that the joint cdf of $h_\nu(W, \mathbf{S})$ converges to the joint cdf of an extremal mixture as $\nu \rightarrow 0$.

We first argue that the random vector given by $A \mathbf{S}$ satisfies $\mathbb{P}((A \mathbf{S})_j = 0) = 0$. Let \mathbf{a}_j denote the j th row of A . If $\mathbf{a}_j = \mathbf{0}$ then the j th row and column of P would consist of zeros implying that the j th margin of the multivariate t distribution of \mathbf{X} was degenerate; this case can be discounted because the t copula with such a matrix P is not defined. Suppose therefore that $\mathbb{P}(\mathbf{a}_j^\top \mathbf{S} = 0) > 0$ for $\mathbf{a}_j \neq \mathbf{0}$. If R is the radial random variable corresponding to multivariate normal, then $\mathbb{P}(\mathbf{a}_j^\top R \mathbf{S} = 0) = \mathbb{P}(\mathbf{a}_j^\top \mathbf{Z} = 0) > 0$, where \mathbf{Z} is a vector of d independent standard normal variables. However $\mathbf{a}_j^\top \mathbf{Z}$ is univariate normal with variance $\mathbf{a}_j^\top \mathbf{a}_j > 0$ and cannot have an atom of mass at zero.

We can therefore define the set $\mathcal{A} = \{\mathbf{s} : \mathbf{s}^\top \mathbf{s} = 1, (A \mathbf{s})_j \neq 0, j = 1, \dots, d\}$ such that $\mathbb{P}(\mathbf{S} \in \mathcal{A}) = 1$. Given that $\mathbf{S} = \mathbf{s} \in \mathcal{A}$, then

$$\begin{aligned} \{U_j \leq u_j\} &= \left\{ W \leq G_{d,\nu} \left(\frac{F_\nu^{-1}(u_j)}{(A \mathbf{s})_j} \right) \right\} \text{ if } (A \mathbf{s})_j > 0, \\ \{U_j \leq u_j\} &= \left\{ W \geq G_{d,\nu} \left(\frac{F_\nu^{-1}(u_j)}{(A \mathbf{s})_j} \right) \right\} \text{ if } (A \mathbf{s})_j < 0, \end{aligned}$$

and hence the conditional distribution function of \mathbf{U} given $\mathbf{S} = \mathbf{s}$ has the form

$$\begin{aligned} \mathbb{P}(U_1 \leq u_1, \dots, U_d \leq u_d | \mathbf{S} = \mathbf{s}) \\ &= \mathbb{P} \left(\max_{j \notin I_{A\mathbf{s}}} \left\{ G_{d,\nu} \left(\frac{F_\nu^{-1}(u_j)}{(A \mathbf{s})_j} \right) \right\} \leq W \leq \min_{j \in I_{A\mathbf{s}}} \left\{ G_{d,\nu} \left(\frac{F_\nu^{-1}(u_j)}{(A \mathbf{s})_j} \right) \right\} \right) \\ &= \left(\min_{j \in I_{A\mathbf{s}}} \left\{ G_{d,\nu} \left(\frac{F_\nu^{-1}(u_j)}{(A \mathbf{s})_j} \right) \right\} - \max_{j \notin I_{A\mathbf{s}}} \left\{ G_{d,\nu} \left(\frac{F_\nu^{-1}(u_j)}{(A \mathbf{s})_j} \right) \right\} \right)^+, \end{aligned}$$

where $I_{A\mathbf{s}}$ is the set of indices j for which $(A \mathbf{s})_j > 0$. Writing, for any $\mathbf{u} \in (0, 1)^d$,

$$C_{\nu,P}^t(\mathbf{u}) = \mathbb{P}(U_1 \leq u_1, \dots, U_d \leq u_d) = \int \mathbb{P}(U_1 \leq u_1, \dots, U_d \leq u_d | \mathbf{S} = \mathbf{s}) dF_{\mathbf{S}}(\mathbf{s}),$$

we can use Proposition 7 in the Appendix and Lebesgue's Dominated Convergence Theorem to conclude that $C_{\nu,P}^t(\mathbf{u})$ converges, as $\nu \rightarrow 0$, to

$$C(\mathbf{u}) = \int \left(\min_{j \in I_{A\mathbf{s}}} (2u_j - 1)^+ - \max_{j \notin I_{A\mathbf{s}}} (1 - 2u_j)^+ \right)^+ dF_{\mathbf{S}}(\mathbf{s}). \quad (28)$$

We now show that this limit is a mixture of extremal copulas. To this end, consider the random vector $(\text{sign}(A \mathbf{S}) + \mathbf{1})/2$. This has the same distribution as the multivariate Bernoulli random vector \mathbf{Y} whose

distribution is defined by the probabilities $p_I = \mathbb{P}(\mathbf{Y}_I = \mathbf{1}) = \mathbb{P}((AS)_j > 0, j \in I)$ for $I \subseteq \mathcal{D}$; the random vectors $(\text{sign}(AS) + \mathbf{1})/2$ and \mathbf{Y} differ only on the null set where components of AS are zero. Moreover, the distribution of \mathbf{Y} is radially symmetric since the spherical symmetry of \mathbf{S} implies $AS \stackrel{d}{=} -AS$ which in turn implies $\mathbf{Y} \stackrel{d}{=} \mathbf{1} - \mathbf{Y}$. The limiting distribution (28) may be written in the form

$$C(\mathbf{u}) = \sum_{\mathbf{y} \in \{0,1\}^d} \left(\min_{j: y_j=1} (2u_j - 1)^+ - \max_{j: y_j=0} (1 - 2u_j)^+ \right)^+ \mathbb{P}(\mathbf{Y} = \mathbf{y})$$

and using the index set notation defined in Section 3 this may also be written as

$$\begin{aligned} C(\mathbf{u}) &= \sum_{k=1}^{2^{d-1}} \left(\min_{j \in J_k} (2u_j - 1)^+ - \max_{j \in J_k^c} (1 - 2u_j)^+ \right)^+ \mathbb{P}(\mathbf{Y} = \mathbf{s}_k) \\ &\quad + \sum_{k=1}^{2^{d-1}} \left(\min_{j \in J_k^c} (2u_j - 1)^+ - \max_{j \in J_k} (1 - 2u_j)^+ \right)^+ \mathbb{P}(\mathbf{Y} = \mathbf{1} - \mathbf{s}_k). \end{aligned}$$

Setting $\mathbb{P}(\mathbf{Y} = \mathbf{s}_k) = \mathbb{P}(\mathbf{Y} = \mathbf{1} - \mathbf{s}_k) = 0.5w_k$ as in Section 3.2 we obtain $C(\mathbf{u}) = \sum_{k=1}^{2^{d-1}} w_k C_k(\mathbf{u})$, where

$$2C_k(\mathbf{u}) = \left(\min_{j \in J_k} (2u_j - 1)^+ - \max_{j \in J_k^c} (1 - 2u_j)^+ \right)^+ + \left(\min_{j \in J_k^c} (2u_j - 1)^+ - \max_{j \in J_k} (1 - 2u_j)^+ \right)^+$$

and we need to check that C_k is in fact the k th extremal copula $C^{(k)}$ given by (5). To do so, we have to distinguish the four cases below:

- (i) Suppose that there is at least one $j \in J_k$ and at least one $j \in J_k^c$ such that $u_j \leq 0.5$. Then $C_k(\mathbf{u}) = 0 = C^{(k)}(\mathbf{u})$.
- (ii) Suppose that for all $j \in J_k$, $u_j > 0.5$ and there exists at least one $j \in J_k^c$ such that $u_j \leq 0.5$. Then
$$2C_k(\mathbf{u}) = \left(\min_{j \in J_k} (2u_j - 1) - \max_{j \in J_k^c} (1 - 2u_j) \right)^+ = 2 \left(\min_{j \in J_k} u_j + \min_{j \in J_k^c} u_j - 1 \right)^+ = 2C^{(k)}(\mathbf{u}).$$
- (iii) The case when for all $j \in J_k^c$, $u_j > 0.5$ and there exists at least one $j \in J_k$ such that $u_j \leq 0.5$ is analogous to case (ii) and is omitted.
- (iv) Suppose that for all $j \in \mathcal{D}$, $u_j > 0.5$. Then

$$2C_k(\mathbf{u}) = \min_{j \in J_k} (2u_j - 1) + \min_{j \in J_k^c} (2u_j - 1) = 2 \left(\min_{j \in J_k} u_j + \min_{j \in J_k^c} u_j - 1 \right) = 2C^{(k)}(\mathbf{u}).$$

Finally, we need to verify that the concordance signature of the limiting mixture of extremal copulas is the same as the concordance signature of $C_{\nu, P}^t$ for any $\nu > 0$. If κ_I denotes a concordance probability for the t copula, we need to show that $\kappa_I = \sum_{k=1}^{2^{d-1}} w_k a_{I,k}$, which is the corresponding concordance probability for the limit. Recall that the vector $\mathbf{X} = G_{d,\nu}^{-1}(W)AS$ has a multivariate t distribution. Equation (25) implies that

$$\kappa_I = 2\mathbb{P}\left(G_{d,\nu}^{-1}(W)(AS)_I < \mathbf{0}\right) = 2\mathbb{P}\left((AS)_I < \mathbf{0}\right) = 2\mathbb{P}(\mathbf{Y}_I = \mathbf{0}) = 2\mathbb{P}(\mathbf{Y}_I = \mathbf{1}) = \sum_{k=1}^{2^{d-1}} w_k a_{I,k},$$

where the final step uses the reasoning employed in the proof of Theorem 1. \square

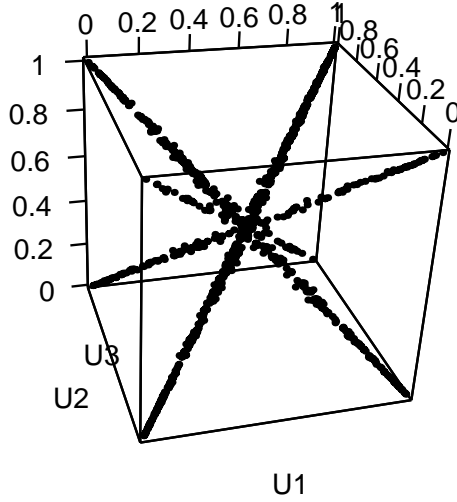


Figure 3: Scatterplot of data with distribution $C_{\nu,P}^t$ when $\nu = 0.03$ and P is the 3×3 matrix with elements $\rho_{12} = 0.2$, $\rho_{13} = 0.5$ and $\rho_{23} = 0.8$.

Table 2: Probabilities associated with diagonals of unit cube for copula in Figure 3.

Diagonal	Probability
$(0, 0, 0) \leftrightarrow (1, 1, 1)$	51.3%
$(0, 0, 1) \leftrightarrow (1, 1, 0)$	5.1%
$(0, 1, 0) \leftrightarrow (1, 0, 1)$	15.4%
$(0, 1, 1) \leftrightarrow (1, 0, 0)$	28.2%

Figure 3 shows a scatterplot of the copula $C_{\nu,P}^t$ when $\nu = 0.03$ and $P = (\rho_{ij})$ is the 3×3 matrix with elements $\rho_{12} = 0.2$, $\rho_{13} = 0.5$ and $\rho_{23} = 0.8$. Clearly the points are distributed very close to the four diagonals of the unit cube. The limiting weights attached to extremal copulas associated with each diagonal are given in Table 2.

Remark 3. The proof holds even when the matrix P is not of full rank. However, because in such cases the copula is distributed on a strict subspace of the unit hypercube $[0, 1]^d$, the limiting extremal mixture copula has zero mass on certain diagonals of the hypercube. Suppose, for example, that rows i and j of the matrix A satisfying $AA^\top = P$ are identical. Then the components Y_i and Y_j of the vector \mathbf{Y} defined in the proof are identical, i.e. they are both 0 or both 1. For any vector \mathbf{s}_k such that $s_{k,i} \neq s_{k,j}$ it must be the case that $w_k = \mathbb{P}(\mathbf{Y} = \mathbf{s}_k) + \mathbb{P}(\mathbf{Y} = \mathbf{1} - \mathbf{s}_k) = 0$ and so the k th diagonal would have zero mass.

7 Signature estimation

Consider a random sample $\mathbf{X}_1, \dots, \mathbf{X}_n$ from an unknown distribution with copula C and continuous marginals F_1, \dots, F_d . In this section, we explain how the full concordance signature $\tilde{\kappa}(C)$ can be estimated intrinsically, i.e. in such a way that the estimated signature is attainable. We do this under the assumption

that there are no ties in the data; this is not restrictive because the continuity of the margins ensures the absence of ties with probability 1.

For any index set I with $|I| \geq 2$, empirical estimators of $\kappa_I = \kappa(C_I)$ can be derived from empirical estimators of $\tau_I = \tau(C_I)$ using (3). When $d = 2$ and $I = \{k, \ell\}$ for some $k \neq \ell \in \{1, \dots, d\}$, the classical estimator of τ_I going back to Kendall (1938) and Hoeffding (1947) is

$$\tau_{I,n} = -1 + \frac{4}{n(n-1)} \sum_{i \neq j} I_{\{X_{ik} \leq X_{jk}, X_{i\ell} \leq X_{j\ell}\}}.$$

This is a special case of the estimator of τ_I for $|I| \geq 2$ proposed and investigated by Genest et al. (2011), which is given by

$$\tau_{I,n} = \frac{1}{2^{|I|-1} - 1} \left\{ -1 + \frac{2^{|I|}}{n(n-1)} \sum_{i \neq j} \prod_{k \in I} I_{\{X_{ik} \leq X_{jk}\}} \right\}.$$

Plugging this estimator into (3) yields an empirical estimator of κ_I of the form

$$\kappa_{I,n} = \frac{2}{n(n-1)} \sum_{i \neq j} \prod_{k \in I} I_{\{X_{ik} \leq X_{jk}\}}.$$

From the theory of U-statistics (Hoeffding, 1948), we know that the empirical concordance signature $\tilde{\kappa}_n = (\kappa_{I,n} : I \in \mathcal{P}(\mathcal{D}))$ satisfies

$$\sqrt{n}(\tilde{\kappa}_n - \tilde{\kappa}) \rightsquigarrow \mathcal{N}(\mathbf{0}, \Sigma)$$

as $n \rightarrow \infty$, where $\tilde{\kappa} = \tilde{\kappa}(C)$, Σ is the variance-covariance matrix of the random vector with components $C_I(\mathbf{U}_I) + \bar{C}_I(\mathbf{U}_I)$ and \bar{C}_I is the survival function of C_I . The following result shows that the empirical concordance signature $\tilde{\kappa}_n$ is in fact the concordance signature of a d -dimensional copula.

Theorem 4. *Assuming that $n \geq 2$ and there are no ties in the sample, there exists a d -dimensional copula C_n such that $\tilde{\kappa}_n = \tilde{\kappa}(C_n)$.*

Proof. Let $\mathbf{Y}_{ij} = (\text{sign}(\mathbf{X}_i - \mathbf{X}_j) + 1)/2$ for $i \neq j$ and set

$$\hat{w}_k = \frac{2}{n(n-1)} \sum_{i < j} \left(I_{\{\mathbf{Y}_{ij} = \mathbf{s}_k\}} + I_{\{\mathbf{Y}_{ij} = \mathbf{1} - \mathbf{s}_k\}} \right). \quad (29)$$

These empirical weights are estimators of $w_k = \mathbb{P}(\mathbf{Y} = \mathbf{s}_k) + \mathbb{P}(\mathbf{Y} = \mathbf{1} - \mathbf{s}_k)$, the weights of the extremal mixture which has the same concordance signature as C . Because the sample is assumed to have no ties, the weights \hat{w}_k are clearly positive and sum to 1. Thus they describe a mixture of extremal copulas, say C_n . To establish the result, it suffices to show that for any $I \in \mathcal{P}(\mathcal{D})$ with $|I| \geq 2$, $\kappa_{I,n} = \kappa(C_{n,I})$, where $C_{n,I}$

is the margin of C_n corresponding to the index set I . This can be seen as follows

$$\begin{aligned}
\kappa(C_{n,I}) &= \sum_{k=1}^{2^{d-1}} \hat{w}_k a_{I,k} = \sum_{k=1}^{2^{d-1}} \frac{2}{n(n-1)} \sum_{i < j} \left(I_{\{\mathbf{Y}_{ij}=\mathbf{s}_k\}} + I_{\{\mathbf{Y}_{ij}=\mathbf{1}-\mathbf{s}_k\}} \right) a_{I,k} \\
&= \frac{2}{n(n-1)} \sum_{i < j} \sum_{k=1}^{2^{d-1}} \left(I_{\{\mathbf{Y}_{ij}=\mathbf{s}_k\}} + I_{\{\mathbf{Y}_{ij}=\mathbf{1}-\mathbf{s}_k\}} \right) I_{\{I \subseteq J_k \text{ or } I \subseteq J_k^c\}} \\
&= \frac{2}{n(n-1)} \sum_{i < j} \left(I_{\{\mathbf{Y}_{ij,I}=\mathbf{0}\}} + I_{\{\mathbf{Y}_{ij,I}=\mathbf{1}\}} \right) \\
&= \frac{2}{n(n-1)} \sum_{i < j} \left(I_{\{\mathbf{X}_{i,I} < \mathbf{X}_{j,I}\}} + I_{\{\mathbf{X}_{i,I} > \mathbf{X}_{j,I}\}} \right) \\
&= \frac{2}{n(n-1)} \sum_{i \neq j} I_{\{\mathbf{X}_{i,I} < \mathbf{X}_{j,I}\}} = \frac{2}{n(n-1)} \sum_{i \neq j} \prod_{k \in I} I_{\{X_{ik} < X_{jk}\}},
\end{aligned}$$

where the last expression is $\kappa_{I,n}$ since there are no ties in the sample. \square

Remark 4. While the probability of ties in a sample from a distribution with continuous margins is zero, rounding effects may lead to occasional ties in practice. In this case it is possible that some of the vectors \mathbf{Y}_{ij} have components equal to 0.5. Let us suppose that \mathbf{Y}_{ij} has k such values for $k \in \{1, \dots, d\}$. A possible approach to incorporating this information in the estimator is to replace \mathbf{Y}_{ij} by the 2^k vectors that have zeros and one in the same positions as \mathbf{Y}_{ij} , each weighted by 2^{-k} , and to generalize (29) to be a weighted sum of indicators. For example, the observation $\mathbf{Y}_{ij} = (1, 0, 0.5, 0.5)$ would be replaced by $(1, 0, 1, 1)$, $(1, 0, 1, 0)$, $(1, 0, 0, 1)$ and $(1, 0, 0, 0)$, each weighted by $1/4$. This would still deliver estimates \hat{w}_k that are positive and sum to one and thus yield a proper concordance signature.

We conclude with an example using real data which illustrates the use of the signature estimation method and also indicates how the methods of this paper can be used when systems of rank correlations are incomplete and missing values must be inferred from existing values.

Example 4. We take the multivariate time series of cryptocurrency prices (in US dollars) for Bitcoin, Ethereum, Litecoin and Ripple. From these data we compute the daily log-returns for the calendar year 2017, giving us 365 4-dimensional data points. The estimated even concordance signature is

$$\boldsymbol{\kappa}_n = (1, 0.639, 0.666, 0.598, 0.681, 0.630, 0.661, 0.364)$$

while the weight vector describing the extremal mixture copula C satisfying $\boldsymbol{\kappa}(C) = \boldsymbol{\kappa}_n$ is

$$\mathbf{w} = (0.364, 0.129, 0.069, 0.077, 0.098, 0.075, 0.066, 0.122)$$

where all figures are given to 3 decimal places. The Kendall rank correlations of the copula C will exactly match the estimated values from the data.

Suppose we did not have information about Ripple and instead had to defer to an expert for estimates of the correlations with the other three cryptocurrencies. Using the methods of this paper, in particular by computing the convex hull of the set of points in (22), we obtain the polytope shown in the left panel of Figure 4. The values specified by the expert must yield a point within this polytope or they are inconsistent with the available information.

Suppose that only the rank correlation $\tau_{\{1,4\}}$ is known and taken to be the value implied by the even concordance signature above. Then the remaining two values must lie in the convex set shown in the right panel of Figure 4, which is a section of the 3-dimensional set, shown as a cut in the left panel. This is certainly the case for the true estimated values which are shown as a point within the set.

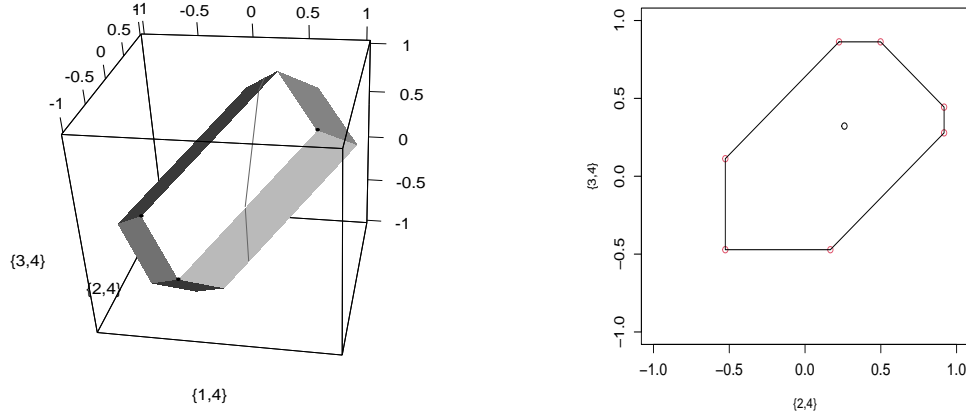


Figure 4: Left panel: set of attainable Kendall rank correlations for Ripple paired with three other cryptocurrencies in Example 4. Right panel: set of attainable Kendall's tau values for (Ripple, Ethereum) and (Ripple, Litecoin) when the (Ripple, Bitcoin) value is known.

Software

The methods and examples in this paper are documented as vignettes in the **R** package `KendallSignature` at <https://github.com/ajmcneil/KendallSignature>.

A Additional material on extremal mixture copulas

Example 5. Let the joint distribution of (U, Y_1, Y_2, Y_3) be specified by

$$\mathbb{P}(U \leq u, Y_1 = y_1, Y_2 = y_2, Y_3 = y_3) = \frac{1}{8} \left(u + (-1)^{(y_1+y_2+y_3)} \frac{\theta u(1-u)}{4} \right)$$

for $u \in [0, 1]$ and $y_i \in \{0, 1\}$, $i \in \{1, 2, 3\}$. Note that this is an increasing function in u for any fixed (y_1, y_2, y_3) and defines a valid distribution. It may be easily verified, by summing over the outcomes for the Y_i variables, that the marginal distribution of U is standard uniform, while letting $u \rightarrow 1$ shows that the random vector $\mathbf{Y} = (Y_1, Y_2, Y_3)$ consists of iid Bernoulli variables with success probability 0.5 (and is radially symmetric). It may also be verified that the marginal distributions $P(U \leq u, Y_i = y_i) = 0.5u$ so that the pairs (U, Y_i) are independent for all i , while the marginal distributions $P(U \leq u, Y_i = y_i, Y_j = y_j) = 0.25u$ so that (U, Y_i, Y_j) are mutually independent for all $i \neq j$.

Now consider the vector $\mathbf{U} = U\mathbf{Y} + (1-U)(\mathbf{1} - \mathbf{Y})$. Since the pairs (U, Y_i) are independent it is easy to see that the components $U_i = UY_i + (1-U)(1 - Y_i)$ are uniform, implying that the distribution of \mathbf{U} is a copula. Since the triples (U, Y_i, Y_j) are mutually independent, the bivariate margins of \mathbf{U} are extremal mixtures by Proposition 1. To calculate the copula C of \mathbf{U} we observe that, for $\mathbf{u} = (u_1, u_2, u_3)$,

$$C(u_1, u_2, u_3) = \sum_{i=1}^4 \left(\mathbb{P}(\mathbf{U} \leq \mathbf{u}, \mathbf{Y} = \mathbf{s}_i) + \mathbb{P}(\mathbf{U} \leq \mathbf{u}, \mathbf{Y} = \mathbf{1} - \mathbf{s}_i) \right) = 2 \sum_{i=1}^4 \mathbb{P}(\mathbf{U} \leq \mathbf{u}, \mathbf{Y} = \mathbf{s}_i).$$

The final equality follows because our model has the property that $(U, Y_1, Y_2, Y_3) \stackrel{d}{=} (1 - U, 1 - Y_1, 1 - Y_2, 1 - Y_3)$. This implies that $(\mathbf{U}, \mathbf{Y}) = (U\mathbf{Y} + (1-U)(\mathbf{1} - \mathbf{Y}), \mathbf{Y}) \stackrel{d}{=} (\mathbf{U}, \mathbf{1} - \mathbf{Y})$. The copula C has 4

distinct terms, each associated with a diagonal of the unit cube:

$$\begin{aligned}
4C(u_1, u_2, u_3) &= \min(u_1, u_2, u_3) + \frac{\theta}{4} \min(u_1, u_2, u_3) \max(1 - u_1, 1 - u_2, 1 - u_3) \\
&\quad + I_{\{\min(u_1, u_2) + u_3 - 1 \geq 0\}} \left(\min(u_1, u_2) - \frac{\theta}{4} \min(u_1, u_2) \max(1 - u_1, 1 - u_2) \right. \\
&\quad \left. - 1 + u_3 + \frac{\theta}{4} u_3 (1 - u_3) \right) \\
&\quad + I_{\{\min(u_1, u_3) + u_2 - 1 \geq 0\}} \left(\min(u_1, u_3) - \frac{\theta}{4} \min(u_1, u_3) \max(1 - u_1, 1 - u_3) \right. \\
&\quad \left. - 1 + u_2 + \frac{\theta}{4} u_2 (1 - u_2) \right) \\
&\quad + I_{\{\min(u_2, u_3) + u_1 - 1 \geq 0\}} \left(\min(u_2, u_3) - \frac{\theta}{4} \min(u_2, u_3) \max(1 - u_2, 1 - u_3) \right. \\
&\quad \left. - 1 + u_1 + \frac{\theta}{4} u_1 (1 - u_1) \right).
\end{aligned}$$

However, unless $\theta = 0$, C is not of the form (5) and is not an extremal mixture copula.

Proof of Proposition 3. If \mathbf{U} follows an extremal mixture copula then, by Proposition 1, it has the stochastic representation $\mathbf{U} \stackrel{d}{=} \mathbf{U}\mathbf{B} + (1 - \mathbf{U})(1 - \mathbf{B})$ for some Bernoulli random vector \mathbf{B} and it is clear that all the bivariate margins have the same structure. From the independence of \mathbf{U} and \mathbf{B} we obtain

$$\mathbb{P}(U_1 \leq u \mid I_{\{U_j = U_1\}}, j \neq 1) = \mathbb{P}(U \leq u \mid I_{\{B_2 = B_1\}}, \dots, I_{\{B_d = B_1\}}) = \mathbb{P}(U \leq u) = u.$$

Conversely, let us suppose that all the bivariate margins of \mathbf{U} are mixtures of extremal copulas. This implies that almost surely, \mathbf{U} takes values in the set

$$\bigcap_{i \neq j} \{\mathbf{u} \in [0, 1]^d : u_j = u_i \text{ or } u_j = 1 - u_i\},$$

which simplifies to the union \mathcal{E} of the 2^{d-1} main diagonals of the unit hypercube, viz.

$$\mathcal{E} = \bigcup_{k=1}^{2^{d-1}} \{\mathbf{u} \in [0, 1]^d : u_j = u_1^{(1-s_{k,j})} (1 - u_1)^{s_{k,j}}, j \neq 1\}.$$

Let $E_k = \{U_j = U_1^{(1-s_{k,j})} (1 - U_1)^{s_{k,j}}, j \neq 1\}$ represent the event that \mathbf{U} lies on the k th diagonal and set $w_k = \mathbb{P}(E_k)$. By the law of total probability, we get

$$C(\mathbf{u}) = \sum_{k=1}^{2^{d-1}} w_k \mathbb{P}(U_1 \leq u_1, \dots, U_d \leq u_d \mid E_k) = \sum_{k=1}^{2^{d-1}} w_k \mathbb{P}(U_1 \in [\max_{j \in J_k^c} (1 - u_j), \min_{j \in J_k} u_j] \mid E_k).$$

On the diagonals of the hypercube, $\{\mathbf{U} \in \mathcal{E}\} \cap \{I_{\{U_j = U_1\}} = 1 - s_{k,j}, j \neq 1\} = E_k$, so that $w_k = \mathbb{P}\{I_{\{U_j = U_1\}} = 1 - s_{k,j}, j \neq 1\}$ and conditioning on the event E_k is identical to conditioning on the event $\{I_{\{U_j = U_1\}} = 1 - s_{k,j}, j \neq 1\}$. We thus obtain that

$$C(\mathbf{u}) = \sum_{k=1}^{2^{d-1}} w_k \mathbb{P}(U_1 \in [\max_{j \in J_k^c} u_j, \min_{j \in J_k} u_j] \mid I_{\{U_j = U_1\}} = 1 - s_{k,j}, j \neq 1) = \sum_{k=1}^{2^{d-1}} w_k C^{(k)}(\mathbf{u})$$

where the last equality follows from (11) and (5). This shows that C is indeed a mixture of extremal copulas as claimed. \square

B Some limiting properties of the univariate and multivariate Student distribution as $\nu \rightarrow 0$

Univariate Student t distribution

Let F_ν , F_ν^{-1} and f_ν denote the cdf, inverse cdf and density of a univariate t distribution with ν degrees of freedom. The cdf satisfies

$$F_\nu(x) - 0.5 = \frac{x\Gamma(\frac{\nu+1}{2})}{\sqrt{\pi\nu}\Gamma(\frac{\nu}{2})} {}_2F_1\left(\frac{1}{2}, \frac{\nu+1}{2}; \frac{3}{2}; -\frac{x^2}{\nu}\right), \quad x \in \mathbb{R}, \nu > 0, \quad (30)$$

where ${}_2F_1$ denotes the hypergeometric function and Γ the gamma function. We will show that, for fixed $u \neq 0.5$, the quantile function $F_\nu^{-1}(u)$ is unbounded as a function of ν as $\nu \rightarrow 0$. To that end we first prove the following lemma.

Lemma 3. $\lim_{\nu \rightarrow 0} F_\nu(x) = 0.5$ for all $x \in \mathbb{R}$.

Proof. The lemma is trivially true for $x = 0$ so we consider $x \neq 0$. Making the substitution $y = x/\sqrt{\nu}$ in (30) gives

$$\frac{2F_\nu(\sqrt{\nu}y) - 1}{\nu} = \frac{2y\Gamma(\frac{\nu+1}{2})}{\sqrt{\pi\nu}\Gamma(\frac{\nu}{2})} {}_2F_1\left(\frac{1}{2}, \frac{\nu+1}{2}; \frac{3}{2}; -y^2\right)$$

and we can use the limits (Abramowitz and Stegun, 1965)

$$\begin{aligned} \lim_{\nu \rightarrow 0} y {}_2F_1\left(\frac{1}{2}, \frac{\nu+1}{2}; \frac{3}{2}; -y^2\right) &= y {}_2F_1\left(\frac{1}{2}, \frac{1}{2}; \frac{3}{2}; -y^2\right) = \ln(y + \sqrt{1+y^2}) \\ \lim_{\nu \rightarrow 0} \frac{2\Gamma(\frac{\nu+1}{2})}{\sqrt{\pi\nu}\Gamma(\frac{\nu}{2})} &= \lim_{\nu \rightarrow 0} \frac{\Gamma(\frac{\nu+1}{2})}{\sqrt{\pi}} \frac{1}{\frac{\nu}{2}\Gamma(\frac{\nu}{2})} = \lim_{\nu \rightarrow 0} \frac{\Gamma(\frac{\nu+1}{2})}{\sqrt{\pi}} \frac{1}{\Gamma(\frac{\nu+2}{2})} = 1 \end{aligned}$$

to conclude that

$$\lim_{\nu \rightarrow 0} \frac{2F_\nu(\sqrt{\nu}y) - 1}{\nu} = \ln(y + \sqrt{1+y^2}) = \text{sign}(y) \ln(|y| + \sqrt{1+y^2}).$$

Reversing the earlier substitution and setting $x = \sqrt{\nu}y$ now gives

$$\lim_{\nu \rightarrow 0} \frac{2F_\nu(x) - 1}{\nu \text{sign}(x) (\ln(|x| + \sqrt{\nu + x^2}) - 0.5 \ln \nu)} = 1.$$

The result follows from the fact that the denominator tends to 0 as $\nu \rightarrow 0$. □

Lemma 4.

$$\lim_{\nu \rightarrow 0} F_\nu^{-1}(u) = \begin{cases} -\infty & \text{if } u < 0.5, \\ 0 & \text{if } u = 0.5, \\ \infty & \text{if } u > 0.5. \end{cases}$$

Proof. The case $u = 0$ is obvious, since $F_\nu^{-1}(0.5) = 0$ for all $\nu > 0$. To show that $\lim_{\nu \rightarrow 0} F_\nu^{-1}(u) = -\infty$ for $u < 0.5$, we need to show that, for all $k < 0$, there exists δ such that $\nu < \delta \Rightarrow F_\nu^{-1}(u) \leq k$. Suppose we fix an arbitrary $k < 0$. Since $F_\nu(k) \rightarrow 0.5$ as $\nu \rightarrow 0$, there exists $\delta > 0$ such that $\nu < \delta$ implies that $F_\nu(k) > u$, since $u < 0.5$. But then, for any $\nu < \delta$, it follows that $k \in \{x : F_\nu(x) \geq u\}$ and hence $F_\nu^{-1}(u) = \inf\{x : F_\nu(x) \geq u\} \leq k$.

Analogously, to show that $\lim_{\nu \rightarrow 0} F_\nu^{-1}(u) = \infty$ for $u > 0.5$, we need to show that, for all $k > 0$, there exists δ such that $\nu < \delta \Rightarrow F_\nu^{-1}(u) \geq k$. Suppose we fix an arbitrary $k > 0$. Since $F_\nu(k) \rightarrow 0.5$ as $\nu \rightarrow 0$, there exists $\delta > 0$ such that $\nu < \delta$ implies that $F_\nu(k) < u$, since $u > 0.5$. But then, for any $\nu < \delta$, it follows that $k \notin \{x : F_\nu(x) \geq u\}$. Since $F_\nu(x)$ is a non-decreasing function of x , any $y < k$ also satisfies $y \notin \{x : F_\nu(x) \geq u\}$. Hence $F_\nu^{-1}(u) = \inf\{x : F_\nu(x) \geq u\} \geq k$. □

Multivariate Student t distribution

If the random vector \mathbf{X} has a d -dimensional multivariate t distribution with ν degrees of freedom, then it has the stochastic representation $\mathbf{X} \stackrel{d}{=} \boldsymbol{\mu} + R\mathbf{A}\mathbf{S}$ where \mathbf{S} is a uniform random vector on the d -dimensional unit sphere, R is an independent, positive, scalar random variable such that $R^2/d \sim F(d, \nu)$ (a Fisher–Snedecor F distribution), $\boldsymbol{\mu}$ is a location vector and \mathbf{A} is a matrix; see Section 6.3 in McNeil et al. (2015). Let $G_{d,\nu}$ denote the cdf of the radial random variable R and $g_{d,\nu}$ the corresponding density; the latter is given by

$$g_{d,\nu}(r) = \frac{2}{r} \left(1 + \frac{\nu}{r^2}\right)^{-\frac{d}{2}} \left(1 + \frac{r^2}{\nu}\right)^{-\frac{\nu}{2}} \frac{\Gamma(\frac{\nu+d}{2})}{\Gamma(\frac{d}{2}) \Gamma(\frac{\nu}{2})}. \quad (31)$$

The following limiting result is key to our analysis of the limiting behaviour of the t copula as $\nu \rightarrow 0$. Note that the limiting function on the right-hand side is either the cdf of a random variable that is uniformly distributed on $[0.5, 1]$ or the survival function of a random variable that is uniformly distributed on $[0, 0.5]$, depending on the sign of λ .

Proposition 7. For a constant $\lambda \neq 0$ and any $u \in [0, 1]$,

$$\lim_{\nu \rightarrow 0} G_{d,\nu} \left(\frac{F_\nu^{-1}(u)}{\lambda} \right) = \begin{cases} (2u - 1)^+ & \text{if } \lambda > 0, \\ (1 - 2u)^+ & \text{if } \lambda < 0. \end{cases} \quad (32)$$

Proof. When $\lambda > 0$, $F_{d,\nu}(u) = G_{d,\nu}(\lambda^{-1}F_\nu^{-1}(u))$ is a distribution function supported on $[0.5, 1]$. Similarly, when $\lambda < 0$, $F_{d,\nu}(u) = 1 - G_{d,\nu}(\lambda^{-1}F_\nu^{-1}(u))$ is a distribution function supported on $[0, 0.5]$. The density of $F_{d,\nu}$ is given by

$$f_{d,\nu}(u) = g_{d,\nu} \left(\frac{|F_\nu^{-1}(u)|}{|\lambda|} \right) \frac{1}{|\lambda|} \frac{1}{f_\nu(F_\nu^{-1}(u))}$$

where $u \in [0.5, 1)$ when $\lambda > 0$ and $u \in (0, 0.5]$ when $\lambda < 0$.

Note that, when $u = 0.5$, $F_\nu^{-1}(u) = 0$ for all ν and (32) clearly holds; we thus restrict our analysis of the density to the case where $u \neq 0.5$. Using the notation $x_{\nu,u} = F_\nu^{-1}(u)$ and the expression (31) we have that

$$\begin{aligned} f_{d,\nu}(u) &= g_{d,\nu} \left(\frac{|x_{\nu,u}|}{|\lambda|} \right) \frac{1}{|\lambda|} \frac{1}{f_\nu(x_{\nu,u})} \\ &= \frac{2}{|x_{\nu,u}|} \left(1 + \frac{\lambda^2 \nu}{x_{\nu,u}^2}\right)^{-\frac{d}{2}} \left(1 + \frac{x_{\nu,u}^2}{\lambda^2 \nu}\right)^{-\frac{\nu}{2}} \frac{\Gamma(\frac{\nu+d}{2})}{\Gamma(\frac{d}{2}) \Gamma(\frac{\nu}{2})} \frac{\sqrt{\nu} \pi \Gamma(\frac{\nu}{2})}{\Gamma(\frac{\nu+1}{2})} \left(1 + \frac{x_{\nu,u}^2}{\nu}\right)^{\frac{\nu+1}{2}} \\ &= 2 \frac{\sqrt{\nu + x_{\nu,u}^2}}{|x_{\nu,u}|} \left(1 + \frac{\lambda^2 \nu}{x_{\nu,u}^2}\right)^{-\frac{d}{2}} \left(1 + \frac{x_{\nu,u}^2}{\lambda^2 \nu}\right)^{-\frac{\nu}{2}} \left(1 + \frac{x_{\nu,u}^2}{\nu}\right)^{\frac{\nu}{2}} \frac{\Gamma(\frac{\nu+d}{2})}{\Gamma(\frac{d}{2})} \frac{\sqrt{\pi}}{\Gamma(\frac{\nu+1}{2})} \\ &= 2 \underbrace{\frac{\sqrt{\nu + x_{\nu,u}^2}}{|x_{\nu,u}|}}_1 \underbrace{\left(1 + \frac{\lambda^2 \nu}{x_{\nu,u}^2}\right)^{-\frac{d}{2}}}_2 \underbrace{\left(\frac{\lambda^2 (\nu + x_{\nu,u}^2)}{\lambda^2 \nu + x_{\nu,u}^2}\right)^{\frac{\nu}{2}}}_3 \underbrace{\frac{\Gamma(\frac{\nu+d}{2})}{\Gamma(\frac{d}{2})}}_4 \underbrace{\frac{\sqrt{\pi}}{\Gamma(\frac{\nu+1}{2})}}_5. \end{aligned}$$

The limit as $\nu \rightarrow 0$ of each of the five terms above is 1. For terms 1, 2, 4 and 5, this is obvious from the properties of the gamma function and the fact that $|x_{\nu,u}| \rightarrow \infty$ for $u \neq 0.5$ (Lemma 4 above). For term 3

note that the term within the outer brackets converges to λ^2 and hence the assertion follows. The density in the limit thus satisfies

$$\lim_{\nu \rightarrow 0} f_{d,\nu}(u) = \begin{cases} 2 \times I_{\{0.5 \leq u < 1\}} & \lambda > 0 \\ 2 \times I_{\{0 < u \leq 0.5\}} & \lambda < 0. \end{cases}$$

From Scheffé's Theorem we conclude that the limiting distribution of $F_{d,\nu}$ is uniform on either $[0, 0.5]$ or $[0.5, 1]$, depending on the sign of λ . Hence if $\lambda > 0$, $F_{d,\nu}(u) \rightarrow (2u - 1)^+$ as $\nu \rightarrow 0$, and if $\lambda < 0$, $F_{d,\nu}(u) \rightarrow 1 - (1 - 2u)^+$ as $\nu \rightarrow 0$. In either case (32) holds. \square

References

- Abramowitz, M., and I. A. Stegun, eds., 1965, *Handbook of Mathematical Functions* (Dover Publications, New York).
- Avis, D., and K. Fukuda, 1992, A pivoting algorithm for convex hulls and vertex enumeration of arrangements and polyhedra, *Discrete and Computational Geometry* 8, 295–313.
- Devroye, Luc, and Gérard Letac, 2015, Copulas with prescribed correlation matrix, in Catherine Donati-Martin, Antoine Lejay, and Alain Rouault, eds., *In Memoriam Marc Yor - Séminaire de Probabilités XLVII*, 585–601 (Springer International Publishing, Cham).
- Embrechts, P., M. Hofert, and Ruodu Wang, 2016, Bernoulli and tail-dependence compatibility, *Annals of Applied Probability* 26, 1636–1658.
- Embrechts, P., A. J. McNeil, and D. Straumann, 2002, Correlation and dependency in risk management: properties and pitfalls, in M. Dempster, ed., *Risk Management: Value at Risk and Beyond*, 176–223 (Cambridge University Press, Cambridge).
- Fang, H. B., and K. T. Fang, 2002, The meta-elliptical distributions with given marginals, *Journal of Multivariate Analysis* 82, 1–16.
- Fang, K.-T., S. Kotz, and K.-W. Ng, 1990, *Symmetric Multivariate and Related Distributions* (Chapman & Hall, London).
- Genest, C., J. Nešlehová, and N. Ben Ghorbal, 2011, Estimators based on Kendall's tau in multivariate copula models, *Australian and New Zealand Journal of Statistics* 53, 157–177.
- Hoeffding, Wassily, 1947, On the distribution of the rank correlation coefficient τ when the variates are not independent, *Biometrika* 34, 183–196.
- Hoeffding, Wassily, 1948, A class of statistics with asymptotically normal distribution, *The Annals of Mathematical Statistics* 19, 293–325.
- Hofert, M., and T. Koike, 2019, Compatibility and attainability of matrices of correlation-based measures of concordance, *Astin Bulletin* 49, 1–34.
- Huber, M., and N. Marić, 2015, Multivariate distributions with fixed marginals and correlations, *Journal of Applied Probability* 52, 602–608.
- Huber, M., and N. Marić, 2019, Admissible Bernoulli correlations, *Journal of Statistical Distributions and Applications* 6, 1–8.

- Joe, H., 1990, Multivariate concordance, *Journal of Multivariate Analysis* 35, 12–30.
- Joe, Harry, 1996, Families of m -variate distributions with given margins and $m(m - 1)/2$ bivariate dependence parameters, *Lecture Notes-Monograph Series* 120–141.
- Joe, Harry, 1997, *Multivariate Models and Dependence Concepts* (Chapman & Hall, London).
- Kendall, M., 1938, A new measure of rank correlation, *Biometrika* 30, 81–89.
- Kruskal, W. H., 1958, Ordinal measures of association, *Journal of the American Statistical Association* 53, 814–861.
- Laurent, M., and S. Poljak, 1995, On a positive semidefinite relaxation of the cut polytope, *Linear Algebra and its Applications* 223, 439–461.
- Lindskog, F., A. J. McNeil, and U. Schmock, 2003, Kendall’s tau for elliptical distributions, in G. Bol, et al., eds., *Credit Risk: Measurement, Evaluation and Management*, 149–156 (Physica-Verlag (Springer), Heidelberg).
- Marchetti, Giovanni M., and Nanny Wermuth, 2016, Palindromic Bernoulli distributions, *Electronic Journal of Statistics* 10, 2435–2460.
- McNeil, A. J., R. Frey, and P. Embrechts, 2015, *Quantitative Risk Management: Concepts, Techniques and Tools*, second edition (Princeton University Press, Princeton).
- Nelsen, Roger B., 2006, *An Introduction to Copulas*, second edition (Springer, New York).
- Scarsini, Marco, 1984, On measures of concordance, *Stochastica* 8, 201–218.
- Tiit, E., 1996, Mixtures of multivariate quasi-extremal distributions having given marginals, in L. Rüschendorf, B. Schweizer, and M. D. Taylor, eds., *Distributions with Fixed Marginals and Related Topics*, 337–357 (Institute of Mathematical Statistics, Hayward, CA).
- Wang, B., Ruodu Wang, and Yuming Wang, 2019, Compatible matrices of Spearman’s rank correlation, *Statist. Probab. Lett.* 151.