

Distributed formation maneuver control by manipulating the complex Laplacian

Hector Garcia de Marina^a

^a*Department of Computer Architecture and Automatic Control. Faculty of Physics. Universidad Complutense Madrid.*

Abstract

This paper proposes a novel maneuvering technique for the *complex-Laplacian-based* formation control. We show how to modify the original weights that build the Laplacian such that a designed steady-state motion of the desired shape emerges from the local interactions among the agents. These collective motions can be exploited to solve problems such as the *shaped consensus* (the rendezvous with a particular shape), the *enclosing of a target*, or *translations with controlled speed and heading* to assist mobile robots in area coverage, escorting, and traveling missions, respectively. The designed steady-state collective motions correspond to rotations around the centroid, translations, and scalings of a reference shape. The proposed modification of the weights relocates one of the Laplacian's zero eigenvalues while preserving its associated eigenvector that constructs the desired shape. For example, such relocation on the imaginary or real axis induces rotational and scaling motions, respectively. We will show how to satisfy a sufficient condition to guarantee the global convergence to the desired shape and motions. Finally, we provide simulations and comparisons with other maneuvering techniques.

Key words: Multi-agent systems, Formation Control, Complex-Laplacian-based formation control

1 Introduction

The scientific community and industry anticipate distributed robot swarms assisting humans in challenges involving vast, hard accessible, and dangerous areas [10]. These challenges are related to specific missions in environmental monitoring, intensive agriculture, search & rescue, and disaster management, among others, [3]. In particular, the *distributed* nature of these groups of robots (or agents in general) concentrates on the local interaction between the individuals to create collective behaviors. One of these global behaviors focuses on displaying geometrical patterns to assist the team in higher-level tasks [8]. In this regard, formation control algorithms offer a repertoire of solutions depending on the sensing capabilities of the agents and the desired geometrical pattern. Far from being a solved problem, scientists are still on the development of reliable methods for the control and coordination of robot swarms, or multi-agent systems in general [10]. In robotics, it is common to demand from the swarm not only to display a shape but to move in a coordinated fashion.

In this paper, we focus on maneuvering formations of

multi-agent systems based on the complex Laplacian matrix [6]. In particular, we show that it is possible to achieve the (simultaneous) coordinated motions of translation, rotation, and scaling by only modifying a set of the original complex weights, designed only for static formations, in the Laplacian matrix. This fact enables us to preserve three interesting properties. Firstly, it is *distributed*, i.e., an individual agent only needs local information. Secondly, the agents do not need to share any common frame of coordinates. Thirdly, the agents control *tensions*, e.g., they aim to have the zero weighted sum of their available relative positions for having an eventual static formation. We will show that a designed non-zero weighted sum of the relative positions will be responsible for the collective motion. Indeed, that is why we propose the modification of the original weights in [6].

The simplicity of our maneuvering technique on modifying the weights can be analyzed in detail by explicitly solving the resultant matrix differential equation involving the *modified* complex Laplacian matrix. We prove how to *relocate* one of the two Laplacian's original zero eigenvalues while we keep its associated eigenvector, which describes the *appearance* of the desired shape. We move such a zero eigenvalue over the real and the imaginary axis to achieve scaling and rotational motions. For pure translations, we prove that our technique re-

Email address: hgarciad@ucm.es (Hector Garcia de Marina).

duces from two to one the geometric multiplicity of the zero eigenvalue. The relocation of such zero eigenvalue of the original complex Laplacian matrix comes with an inconvenience, i.e., the rest of the non-zero eigenvalues are relocated as well. We provide an explicit condition that can be satisfied by design on the modified weights such that the original non-zero eigenvalues do not cross the imaginary axis, i.e., we can guarantee the global convergence to the desired steady-state motion and shape simultaneously.

We present three practical applications as the motivation for the proposed maneuvering technique, namely, the *shaped consensus*, the *enclosing of a target*, and the *travelling formation with controlled speed and heading*. Shaped consensus consists in the rendezvous of all the agents while they display the desired shape, in contrast with the *standard* consensus algorithm where the shape is not under control [9]. Also, this shaped consensus can be done while describing an inwards circular spiral trajectory. This spiral-shaped consensus can be done outwards as well, where all the agents spread out in the plane with a specific desired shape. Both collective motions (inwards and outwards) can be of interest in area coverage scenarios. The enclosing of a target maneuver chooses one agent and has the rest orbiting around it with a constant angular speed. For example, this collective motion is of interest in escorting missions. In contrast with other approaches [4,7], among other works, we do not require *all* the enclosing agents to track the target, or to follow the same circular path. Finally, we will show that the formation can travel with an arbitrary speed and heading controlled by only one agent, i.e., without the need of any *leader-follower* architecture/estimators as it is common in the literature [5,11].

This paper has been organized in the following way. Section 2 introduces the required notation and the notion of *desired shape*. In Section 3, we debrief the complex-Laplacian-based formation control, and we introduce our strategy on modifying the Laplacian's weights to induce collective motions in Section 4. In Section 5, we derive the solutions of the resulting linear system explicitly after applying our maneuvering technique; in particular, we show how to satisfy a sufficient condition such that the global convergence to the desired collective motion is guaranteed. We continue in Section 6, discussing the applications of our technique with illustrative simulations. Finally, we end the paper in Section 7 with some conclusions and future work.

2 Preliminaries

2.1 Notation and graph theory

We consider the complex-Laplacian-based formation control of $n \in \mathbb{N} \geq 2$ mobile agents on the plane. We represent the complex unit by the symbol ι . We denote

by $\|x\|$ the Euclidean norm of the vector $x \in \mathbb{C}^p$, $p \in \mathbb{N}$. Given a set \mathcal{X} , we denote by $|\mathcal{X}|$ its cardinality. Finally, we denote by $\mathbf{1}_p \in \mathbb{C}^p$, $p \in \mathbb{N}$, the all-one column vector.

A *graph* $\mathcal{G} = (\mathcal{V}, \mathcal{E})$ consists of two non-empty sets: the node set $\mathcal{V} = \{1, 2, \dots, n\}$, and the edge set $\mathcal{E} \subseteq (\mathcal{V} \times \mathcal{V})$. In this paper we deal with the special case of *undirected* graphs. In particular, undirected graphs are *bidirectional* graphs where if the edge $(i, j) \in \mathcal{E}$, then the edge $(j, i) \in \mathcal{E}$ as well. The set \mathcal{N}_i containing the neighbors of the node i is defined by $\mathcal{N}_i := \{j \in \mathcal{V} : (i, j) \in \mathcal{E}\}$. Let $w_{ij} \in \mathbb{C} \neq 0$ be a weight associated with the edge $(i, j) \in \mathcal{E}$, then the complex *Laplacian* matrix $L \in \mathbb{C}^{n \times n}$ of \mathcal{G} is defined as

$$l_{ij} := \begin{cases} \sum_{k \in \mathcal{N}_i} w_{ik} & \text{if } i = j \\ -w_{ij} & \text{if } i \neq j \wedge j \in \mathcal{N}_i \\ 0 & \text{if } i \neq j \wedge j \notin \mathcal{N}_i. \end{cases} \quad (1)$$

We note that if \mathcal{G} is connected, then $L\mathbf{1}_n = 0$. For an undirected graph, we choose one of the two arbitrary directions for each pair of neighboring nodes to construct the ordered set of edges \mathcal{Z} . For an arbitrary edge $\mathcal{Z}_k = (\mathcal{Z}_k^{\text{head}}, \mathcal{Z}_k^{\text{tail}})$, we call to its first and second element the *tail* and the *head* respectively. From such an ordered set, we construct the following *incidence matrix* $B \in \mathbb{C}^{|\mathcal{V}| \times |\mathcal{Z}|}$

$$b_{ik} := \begin{cases} +1 & \text{if } i = \mathcal{Z}_k^{\text{tail}} \\ -1 & \text{if } i = \mathcal{Z}_k^{\text{head}} \\ 0 & \text{otherwise.} \end{cases} \quad (2)$$

Note that $B^T \mathbf{1}_n = 0$.

2.2 Frameworks and desired shape

We codify the 2D position of each agent $i \in \mathcal{V}$ in $p_i \in \mathbb{C}$, where we take the real and imaginary parts respectively for the coordinates of the two dimensions of the Euclidean plane. We stack all the positions p_i in a single vector $p \in \mathbb{C}^n$ and we call it *configuration*. We define a *framework* \mathcal{F} as the pair (\mathcal{G}, p) , where we assign each agent's position p_i to the node $i \in \mathcal{V}$, and the graph \mathcal{G} establishes the set of neighbors \mathcal{N}_i for each agent i .

We choose an arbitrary configuration of interest or *reference shape* p^* for the team of agents, and we split it as

$$p^* = p_{\text{c.m.}} \mathbf{1}_n + p_c^*, \quad (3)$$

where $p_{\text{c.m.}} \in \mathbb{C}$ is the position of the *center of mass* of the configuration and $p_c^* \in \mathbb{C}$, starting from $p_{\text{c.m.}}$, gives the *appearance* to the formation as in the example shown in Figure 1. Without loss of generality, and for the sake of simplicity, we set $p_{\text{c.m.}} = 0$ in (3), i.e., $p^* = p_c^*$.

We now define the concept of *desired shape* constructed from the reference shape p^* :

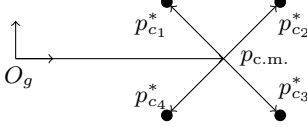


Fig. 1. The vector $p^* = p_{c.m.}\mathbf{1}_4 + [p_{c_1}^* \dots p_{c_4}^*]^T$ is an example of reference shape to construct a desired shape \mathcal{S} .

Definition 1 *The framework or the formation is at the desired shape when*

$$p \in \mathcal{S} := \{p = c_1\mathbf{1}_n + c_2p^* \mid c_1, c_2 \in \mathbb{C}\}, \quad (4)$$

Note that c_1 accounts for translations without restrictions in the space, while c_2 accounts for the scaling and rotation of all the elements of the reference p^* equally.

3 Agents' dynamics and shape stabilization

We consider that the position of each agent is modelled by the single-integrator dynamics

$$\dot{p}_i = u_i, \quad \forall i \in \mathcal{V}, \quad (5)$$

where $u_i \in \mathbb{C}$ is the control action for the corresponding agent i . Later, for the analysis of the whole system, let us consider the following compact form for all the agent's dynamics in (5)

$$\dot{p} = u, \quad (6)$$

where $u \in \mathbb{C}^n$ is the stacked vector of control actions u_i .

We will consider only distributed control actions; therefore the agent i only has access to relative information with respect to its neighbors in \mathcal{N}_i . This implies that the maneuvering technique to be introduced in this paper can only count on the same available information as well. In particular, such a local available information is the set of relative positions $z_{ij} = p_i - p_j$, $(i, j) \in \mathcal{E}$. For the later analysis of several compact forms, we will exploit the stacked vector of relative positions $z = \bar{B}^T p$.

In order to drive $p(t)$ to \mathcal{S} , our technique will start from the distributed complex-Laplacian-based formation control analyzed in [6], i.e.,

$$u_i = -k_i \sum_{j \in \mathcal{N}_i} \omega_{ij}(p_i - p_j) = -k_i \sum_{j \in \mathcal{N}_i} \omega_{ij}z_{ij}, \quad (7)$$

where $\omega_{ij} \in \mathbb{C}$ is a complex weight to be designed later for the construction of the complex Laplacian matrix (1), and $k_i \in \mathbb{C} \setminus \{0\}$ is a non-zero gain to be designed to guarantee the convergence of the formation to the desired (static) shape. Considering all the control actions (7), we can arrive at the following closed loop in compact form

$$\dot{p} = -KLp, \quad (8)$$

where $K = \text{diag}\{k_1, \dots, k_n\}$. We need the assistance of the matrix K in (8) since some of the non-zero eigenvalues of the complex L might be in the left-half plane. Note that L is not positive semi-definite necessarily since $\omega_{ij} \neq \omega_{ji}$ in general. For regular polygonal formations with $(n-1)$ edges, it has been proved that $K = I_n$ is sufficient to guarantee the stability of (8) [2].

The authors in [6] identified a (graph) requirement for the design of the weights in (7). In particular, we can see that the desired shape must satisfy the following n linear constraints

$$\sum_{j \in \mathcal{N}_i} \omega_{ij}(p_i^* - p_j^*) = 0, \quad \forall i \in \mathcal{V}. \quad (9)$$

These conditions can be satisfied if and only if the graph \mathcal{G} is *2-rooted*, i.e., if there exists a subset of two nodes, from which every other node is *2-reachable* [6]. A node $v \in \mathcal{V}$ is *2-reachable* from a non-singleton set \mathcal{U} of nodes if there exists a path from a node in \mathcal{U} to v after removing any one node except node v .

The complex Laplacian, with its weights satisfying the constraints (9), has two zero eigenvalues with eigenvectors $\mathbf{1}_n$ and p^* respectively. Therefore, if the rest of eigenvalues of KL are in the right half plane, then $p(t)$ in (8) converges to the kernel of the complex L , i.e., $p(t) \rightarrow \mathcal{S}$ as $t \rightarrow \infty$. More specifically, the configuration $p(t)$ converges to a point in \mathcal{S} , i.e., the formation will be stopped eventually, where c_1 and c_2 in (4) will be determined by the initial condition $p(0)$.

4 Modified Laplacian matrix

The maneuvering technique in this paper consists in modifying a (non-unique) subset of the weights ω_{ij} in (9) such that the formation converges to a steady-state motion within the desired shape \mathcal{S} . In particular, the modification of the weights ω_{ij} will be designed by exploiting the available (given by \mathcal{G}) relative positions between the agents in the reference shape p^* .

Let us consider the following weights to construct a modified Laplacian matrix

$$\tilde{\omega}_{ij} = \omega_{ij} - \frac{\tilde{\kappa}}{k_i} \mu_{ij}, \quad (i, j) \in \mathcal{E} \quad (10)$$

where the *motion parameters* $\mu_{ij} \in \mathbb{C}$ will be designed in Section 5.1 for the translation, rotation and scaling of the formation, and $\tilde{\kappa} \in \mathbb{R}_+$ will regulate the speed of such motions. We recall that k_i comes from the gain in (7), and we will need it to compensate for K in the design of the steady-state motions. Since our maneuvering technique is also distributed, then if $j \notin \mathcal{N}_i$, then $\mu_{ij} = 0$. In general, we will have that $\mu_{ij} \neq \mu_{ji}$ and $\tilde{\omega}_{ij} \neq \tilde{\omega}_{ji}$, $(i, j) \in \mathcal{E}$, for the modified Laplacian matrix.

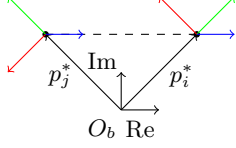


Fig. 2. Construction of the three velocities for neighboring agents i and j such that p^* stays in \mathcal{S} . In red color, the velocities for the rotation around O_b (the centroid of the formation). In green color, the scaling velocity must be parallel to the agent's position. Finally, in blue color, the translational velocity can be arbitrary as long as all the agents follow the same velocity. Note that each of these three velocities (represented as a complex number) can be constructed by multiplying the relative complex number $(p_i^* - p_j^*)$ (dashed relative position) by an appropriate complex number μ_{ij} .

Similarly to the incidence matrix B in (2), consider the ordered set of edges \mathcal{Z} , where we take one (arbitrary) edge per pair of neighboring agents, and let us define the components of the following matrix $M \in \mathbb{C}^{|\mathcal{V}| \times |\mathcal{Z}|}$

$$m_{ik} := \begin{cases} \mu_i z_k^{\text{head}} & \text{if } i = z_k^{\text{tail}} \\ -\mu_i z_k^{\text{tail}} & \text{if } i = z_k^{\text{head}} \\ 0 & \text{otherwise.} \end{cases} \quad (11)$$

The definition (11) enables us to write the modified Laplacian matrix from the modified weights (10) in compact form as

$$\tilde{L} = L - \tilde{\kappa} K^{-1} M B^T. \quad (12)$$

5 Shape maneuvering

We first show how to modify the complex weights of the complex Laplacian via the parameters μ_{ij} in (10) to achieve combined motions of translation, rotation and scaling for the formation. Then, we analyze the dynamics of the closed loop system with the modified complex Laplacian matrix.

5.1 Motion parameters design

Similarly as in (9), we will design the parameters μ_{ij} by satisfying the linear constraint

$${}^b v_i^* = \sum_{j \in \mathcal{N}_i} \mu_{ij} ({}^b p_i^* - {}^b p_j^*) = \sum_{j \in \mathcal{N}_i} \mu_{ij} {}^b z_{ij}^*, \quad \forall i \in \mathcal{V}, \quad (13)$$

where ${}^b v_i^* \in \mathbb{C}$ is the desired velocity for each agent i with respect to a frame of coordinates O_b fixed at the centroid of p^* as shown in Figure 2. Since μ_{ij} *scales and rotates* the complex number ${}^b z_{ij}^*$ (representing a relative position), only one non-zero μ_{ij} is enough per agent i to construct an arbitrary desired ${}^b v_i^*$. For example, choose

an arbitrary neighbor $\tilde{j} \in \mathcal{N}_i$, and calculate directly

$$\mu_{ij} := \begin{cases} {}^b v_i^* / {}^b z_{ij}^* & \text{if } j = \tilde{j} \\ 0 & \text{otherwise} \end{cases}, \quad \forall i \in \mathcal{N}. \quad (14)$$

We can stack (13) for all the agents and arrive at the following compact form

$${}^b v_f = M B^T {}^b p^*, \quad (15)$$

where ${}^b v_f \in \mathbb{C}^n$ is the stacked vector with all the desired agents' velocities. In fact, in order to keep a formation invariant in \mathcal{S} , we can split ${}^b v_f$ into the three terms as in Figure 2, i.e.,

$${}^b v_f = {}^b v^* \mathbf{1}_n + a {}^b p^* + \omega {}^b p^*, \quad (16)$$

where $v^* \in \mathbb{C}$ accounts for the common translational velocity in *distance units/sec*, $a \in \mathbb{R}$ sets whether the formation grows or contracts in *current size/sec*, and $\omega \in \mathbb{R}$ sets the angular speed in *radians/sec*. Likewise, we can split (15) into three terms, namely

$$M B^T {}^b p^* = (M_t + M_r + M_s) B^T {}^b p^*, \quad (17)$$

where the matrices $M_t, M_r, M_s \in \mathbb{C}^{|\mathcal{V}| \times |\mathcal{Z}|}$ have their elements as in (11) designed only for the translation, rotation and scaling of the formation respectively.

5.2 Modified complex Laplacian matrix for translational, rotational and scaling motion control

Let us define

$$\tilde{M} := \kappa_t M_t + \kappa_r M_r + \kappa_s M_s, \quad \kappa_t, \kappa_r, \kappa_s \in \mathbb{R}_+. \quad (18)$$

Let us set $M = \tilde{M}$ in (12), then we can see $\kappa_{\{t,r,s\}}$ as coordinates for the different orthogonal motions¹ to assist in the design of the desired behavior of the formation (see Section 6), and $\tilde{\kappa}$ in (12) sets the *global speed*. For the sake of clarity in the main results, we consider only positive $\kappa_{\{t,r,s\}}$ since the sign of the resultant velocities is encoded in $M_{\{t,r,s\}}$, e.g., in the sign of μ_{ij} .

The term $K^{-1} \tilde{M} B^T$ in (12) modifies the properties of L substantially. In particular, we modify the original two zero eigenvalues of L in different ways while preserving the associated eigenvectors that define the desired shape \mathcal{S} . After analyzing such differences, we will show that this modification will impact the closed-loop dynamics by going from a static to an eventual moving configuration $p(t)$ in \mathcal{S} . Without loss of generality, consider $\tilde{\kappa} = 1$ in (12) for the following result.

¹ Note that $\kappa_t M_t$ defining translation can be split further into other two terms, i.e., *horizontal* and *vertical* motion.

Lemma 2 *We consider the following two mutually exclusive cases:*

- (1) *If at least one of the speeds ω or a is different from zero for the design in (16), and $\kappa_{\{t,r,s\}} > 0$ are sufficiently small, then the matrix $K\tilde{L}$ has one eigenvalue equals 0 and one eigenvalue equals $-(\kappa_s a + \iota\kappa_r\omega)$ whose corresponding eigenvectors are $\mathbf{1}_n$ and $(\frac{\kappa_t v^*}{\kappa_s a + \iota\kappa_r\omega}\mathbf{1}_n + p^*)$ respectively with v^* being the designed translational velocity in (16). The rest of eigenvalues are in the right-half complex plane.*
- (2) *If $\omega = a = 0$ and $v^* \neq 0$ in (16). Then, the matrix $K\tilde{L}$ has 0 as an eigenvalue with algebraic multiplicity 2 but geometric multiplicity equals 1. Furthermore, the chain of generalized (complex) eigenvectors associated with the eigenvalue 0 is $\{-\kappa_t v^* \mathbf{1}_n, p^*\}$. In addition, if $\kappa_t > 0$ is sufficiently small, then the rest of eigenvalues are in the right-half complex plane.*

PROOF. The original complex Laplacian matrix L has two zeros as eigenvalues with algebraic and geometric multiplicity equal 2 whose two independent eigenvectors are $\mathbf{1}_n$ and p^* respectively, i.e., according to the kernel \mathcal{S} of L we have that $L\mathbf{1}_n = 0$ and $Lp^* = 0$, and we note that the zero eigenvalues of KL and their eigenvectors are the same as in L .

Let us analyze the first case. For $K\tilde{L}$ we have that

$$K\tilde{L}\mathbf{1}_n = (KL - \kappa_t M_t B^T - \kappa_r M_r B^T - \kappa_s M_s B^T)\mathbf{1}_n = 0$$

and

$$\begin{aligned} (KL - \tilde{M}B^T)(\frac{\kappa_t v^*}{\kappa_s a + \iota\kappa_r\omega}\mathbf{1}_n + p^*) &= \\ &= -\kappa_t M_t B^T p^* - \kappa_r M_s B^T p^* - \kappa_s M_r B^T p^* \\ &= -\kappa_t v^* \mathbf{1}_n - (\kappa_s a + \iota\kappa_r\omega)p^* \\ &= -(\kappa_s a + \iota\kappa_r\omega)(\frac{\kappa_t v^*}{\kappa_s a + \iota\kappa_r\omega}\mathbf{1}_n + p^*). \end{aligned} \quad (19)$$

Since by continuity the eigenvalues of $K\tilde{L}$ can get arbitrarily close to the eigenvalues of KL for a sufficiently small $\kappa_{\{t,r,s\}} > 0$, and that all the eigenvalues of KL (excepting the two zero eigenvalues) can be placed arbitrarily far from the imaginary axis because of K , then we can conclude that $K\tilde{L}$ has one eigenvalue equals 0 whose eigenvector is $\mathbf{1}_n$, another eigenvalue equals $-(\kappa_s a + \iota\kappa_r\omega)$ whose eigenvector is $(\frac{\kappa_t v^*}{\kappa_s a + \iota\kappa_r\omega}\mathbf{1}_n + p^*)$, and the rest of eigenvalues are on the right-half complex plane.

Now, let us analyze the second case. For $K\tilde{L}$ with $\omega = a = 0$, we have that

$$K\tilde{L}p^* = (KL - \kappa_t M_t B^T)p^* = -\kappa_t v^* \mathbf{1}_n, \quad (20)$$

and

$$K\tilde{L}(-\kappa_t v^* \mathbf{1}_n) = -\kappa_t v^* (KL - \kappa_t M_t B^T)\mathbf{1}_n = 0, \quad (21)$$

consequently, we have that $(K\tilde{L})^2 p^* = 0$ but $K\tilde{L}p^* \neq 0$, and $K\tilde{L}\mathbf{1}_n = 0$. Now we check the algebraic multiplicity of the zero eigenvalue of $K\tilde{L}$. We have that $KL = K\tilde{L}$ if $\kappa_{\{t,r,s\}} = 0$, and by continuity the eigenvalues of $K\tilde{L}$ can get arbitrarily close to the eigenvalues of KL by making $\kappa_t > 0$ sufficiently small. Therefore, the non-zero eigenvalues of $K\tilde{L}$ can stay far from zero. For a sufficiently small $\kappa_t > 0$, we can deduce then that from (20) and (21) the matrix $K\tilde{L}$ must have an eigenvalue 0 with algebraic multiplicity 2 (as KL) but geometric multiplicity 1, whose chain of generalized (complex) eigenvectors is $\{-\kappa_t v^* \mathbf{1}_n, p^*\}$, and the rest of eigenvalues are far from zero on the right-half complex plane. \square

We will show in Subsection 5.3 how small $\kappa_{\{t,r,s\}}$ (or $\tilde{\kappa}$ scaling down all of them at once in (12)) should be. Nonetheless, we will see that we can choose any arbitrary value for these gains since the perturbation to the original complex-Laplacian L in (12) can be also mitigated by choosing a higher gain K , e.g., by multiplying K by a real constant $h > 1$ in (12). For the following main result, without loss of generality and for the sake of clarity, let us consider that $\kappa_t = \kappa_r = \kappa_s = \kappa$, and $\tilde{\kappa} = 1$. Therefore, we have that $\tilde{L} = L - \kappa K^{-1}(M_t + M_r + M_s)B^T$.

Theorem 3 *Given a framework $\mathcal{F} = (\mathcal{G}, p)$, whose graph is 2-rooted so that there exist weights ω_{ij} that satisfy the constraints (9) for a desired shape \mathcal{S} as in (4) constructed from the reference shape p^* as in (3). Consider the following control law for the dynamics (5)*

$$u_i = -k_i \sum_{j \in \mathcal{N}_i} \tilde{\omega}_{ij} (p_i - p_j), \quad \forall i \in \mathcal{V}, \quad (22)$$

where $\tilde{\omega}_{ij}$ is as in (10) with $\kappa > 0$ sufficiently small as required in Lemma 2, and k_i has been designed such that the matrix KL does not have eigenvalues on the left-half complex plane. Consider the following two cases:

- (1) *If $a = \omega = 0$ and $v^* \neq 0$ in (16), then $p(t) \rightarrow \mathcal{S}$, where $\dot{p}_i(t) \rightarrow -c_2 \kappa v^*, \forall i \in \mathcal{V}$, as $t \rightarrow \infty$, and $c_2 \in \mathbb{C}$, which depends on the initial condition $p(0)$, determines the eventual fixed scale of the formation with respect to p^* , and the orientation of O_b with respect to O_g .*
- (2) *If at least one of the desired speeds ω or a in (16) is different from zero, then $p(t) \rightarrow \mathcal{S}$ as $t \rightarrow \infty$. This eventual configuration $p(t) \in \mathcal{S}$ will describe a motion compatible with \mathcal{S} , i.e., $p(t) \rightarrow c_1 \mathbf{1}_n + c_2 (\frac{v^*}{a + \iota\omega} \mathbf{1}_n + p^*) e^{\kappa(a + \iota\omega)t}$ as $t \rightarrow \infty$, where $c_{\{1,2\}} \in \mathbb{C}$ depend on the initial condition $p(0)$.*

PROOF. Similarly to the closed loop (8), we can write the following compact form for the closed loop derived from (22) and the dynamics (5)

$$\dot{p} = -K\tilde{L}p. \quad (23)$$

Let us consider the first case. According to Lemma 2, the non-zero eigenvalues of $-K\tilde{L}$ are in the half-left complex plane if $\kappa > 0$ is sufficiently small. Furthermore, the eigenvalue 0 of $-K\tilde{L}$ has algebraic multiplicity 2 but geometric multiplicity 1, and its chain of generalized eigenvectors is $\{-\kappa v^* \mathbf{1}_n, p^*\}$. Therefore, from the exponential of the Jordan form of $(-K\tilde{L})$ we have that the solution of (23) is

$$p(t) = -c_1 \kappa v^* \mathbf{1}_n - c_2 (\kappa v^* \mathbf{1}_n t - p^*) + \sum_{l=3}^n f_l e^{\lambda_l t}, \quad (24)$$

where $c_1, c_2 \in \mathbb{C}$ depend on the initial condition $p(0)$, for the rest of eigenvalues of $-K\tilde{L}$ we have that $\text{Re}\{\lambda_l\} < 0, l \geq 3$, and $f_l(t, c_1, \dots, c_n, w_1, \dots, w_n)$ are different functions corresponding to linear combinations like $c_l w_l + c_{l+1}(w_{l+1} + w_l t) + \dots$ depending on the (possibly generalized) eigenvectors w_l of $-K\tilde{L}$ and constants c_l given by the initial condition $p(0)$. Nevertheless, since these functions f_l (polynomials on t) are multiplied by exponentials $e^{\lambda_l t}$, when we focus on the limit of (24) for $t \rightarrow \infty$, we have that $p(t) \rightarrow -\kappa v^* \mathbf{1}_n (c_1 + c_2 t) + c_2 p^*$ and $\dot{p}(t) \rightarrow -c_2 \kappa v^* \mathbf{1}_n$. Since $b v^*$ is a designed complex constant, then we can conclude that $p(t) \rightarrow \mathcal{S}$ as $t \rightarrow \infty$. Furthermore, we can conclude that c_2 will determine the eventual direction and speed of the velocity of the formation in global coordinates with origin at O_g . In particular, the speed will be proportional to the scale of $p(t) \in \mathcal{S}$ with respect to p^* , which is given by c_2 as well. Consequently, the eventual configuration $p(t)$ will travel with the constant translational velocity $|c_2| \kappa b v^* \mathbf{1}_n$ whose *heading* or orientation of O_b with respect to O_g will depend on c_2 .

Now, let us consider the second case. Similarly as in the first case, if $\kappa > 0$ is sufficiently small, then according to Lemma 2, the solution of the closed loop (23) is given by

$$p(t) = c_1 \mathbf{1}_n + c_2 \left(\frac{v^*}{a + i\omega} \mathbf{1}_n + p^* \right) e^{\kappa(a+i\omega)t} + \sum_{l=3}^n f_l e^{\lambda_l t},$$

where $c_1, c_2 \in \mathbb{C}$ depend on the initial condition $p(0)$, the eigenvalues of $-K\tilde{L}$ satisfy $\text{Re}\{\lambda_l\} < 0, l \geq 3$, and f_l are polynomial functions on t as discussed in the first case. Then, we can deduce that $p(t) \rightarrow \mathcal{S}$ as $t \rightarrow \infty$, since $p(t) \rightarrow c_1 \mathbf{1}_n + c_2 \left(\frac{v^*}{a+i\omega} \mathbf{1}_n + p^* \right) e^{\kappa(a+i\omega)t}$ as $t \rightarrow \infty$. \square

5.3 How sufficiently small should be $\kappa_{\{r,t,s\}}$ or $\tilde{\kappa}$?

Our strategy to find an upper bound focuses on showing that $p(t) \rightarrow \text{Ker}\{KL\}$, i.e., $p(t) \rightarrow \mathcal{S}$ as $t \rightarrow \infty$, via one Lyapunov analysis so that $\tilde{\kappa}$ or $\kappa_{\{r,t,s\}}$ can be taken into account explicitly in the stability analysis. Let us define the following complementary subspace $\mathcal{S}^\perp := (\text{Ker}\{KL\})^\perp$ and let $P_S, P_{S^\perp} \in \mathbb{C}^{n \times n}$ be the projection matrices over the spaces \mathcal{S} and \mathcal{S}^\perp respectively. We then split

$$p = P_S p + P_{S^\perp} p = p_\parallel + p_\perp. \quad (25)$$

We are interested in showing that $p_\perp(t) \rightarrow 0$ as $t \rightarrow \infty$. Let us write the following dynamics derived from (23)

$$\dot{p}_\perp = P_{S^\perp} \dot{p} = -P_{S^\perp} KL(p_\parallel + p_\perp) + P_{S^\perp} \tilde{\kappa} \tilde{M} B^T (p_\parallel + p_\perp). \quad (26)$$

We have shown in Lemma 2 that $MB^T p_\parallel \in \mathcal{S}$, i.e., $P_{S^\perp} MB^T p_\parallel = 0$, and together with $KL p_\parallel = 0$ and $P_{S^\perp} KL p_\perp = KL p_\perp$, we can simplify (26) as

$$\dot{p}_\perp = -KL p_\perp + \tilde{\kappa} P_{S^\perp} \tilde{M} B^T p_\perp. \quad (27)$$

Consider the Jordan form $J \in \mathbb{C}^{n \times n}$ of KL , i.e., $J = TKLT^{-1} = \begin{bmatrix} J_1 & 0 \\ 0 & J_2 \end{bmatrix}$ for some invertible matrix T , and $J_1 \in \mathbb{C}^{2 \times 2}$ and $J_2 \in \mathbb{C}^{n-2 \times n-2}$. In fact, let the first submatrix J_1 corresponds to the two zero eigenvalues of KL , i.e., the zero matrix since each zero eigenvalue has an independent eigenvector ($\mathbf{1}_n$ and p^*). Consequently, $-J_2$ is a Hurwitz matrix. Now consider the coordinate transformation $Tp = \begin{bmatrix} q_1^T & q_2^T \end{bmatrix}^T$, with $q_1 \in \mathbb{C}^2$ and $q_2 \in \mathbb{C}^{n-2}$. Since J_1 corresponds to the zero eigenvalues of KL , then we have that $Tp_\parallel = [q_1^T \ 0]^T$ and $Tp_\perp = [0 \ q_2^T]^T$. Hence, by applying the same coordinate transformation to the dynamics (27) we have that

$$\begin{aligned} \frac{d}{dt} \begin{bmatrix} 0 \\ q_2 \end{bmatrix} &= -TKLT^{-1} \begin{bmatrix} 0 \\ q_2 \end{bmatrix} + \tilde{\kappa} TP_{S^\perp} \tilde{M} B^T T^{-1} \begin{bmatrix} 0 \\ q_2 \end{bmatrix} \\ \dot{q}_2 &= -J_2 q_2 + \tilde{\kappa} \left(TP_{S^\perp} \tilde{M} B^T T^{-1} \right)_{(n-2 \times n-2)} q_2, \end{aligned} \quad (28)$$

where the subindex for the matrix in the second term of (28) means that we have eliminated its first two rows and two columns. Then if $q_2(t)$ converges asymptotically to zero, then $p_\perp(t)$ will do it as well. Given a fixed designed $\kappa_{\{r,t,s\}}$ in \tilde{M} for a desired formation's behavior, we can calculate a bound for $\tilde{\kappa}$, i.e., the *global speed* of the formation, that guarantees the convergence with a standard Lyapunov analysis on the linear system (28) where its second term is considered as a perturbation.

Proposition 4 *The system (28) is exponentially stable if $0 \leq \tilde{\kappa} < \left(\|Q \left(T \tilde{M} B^T T^{-1} \right)_{(n-2 \times n-2)}\|_2 \right)^{-1}$, where Q is a Hermitian positive definite matrix such that $QJ_2 +$*

$J_2^H Q \geq 2I_{(n-2)}$, where X^H denotes the conjugate transpose of X .

PROOF. Since $-J_2$ is Hurwitz matrix, then there exists a Hermitian positive definite matrix Q such that $QJ_2 + J_2^H Q \geq 2I_{(n-2)}$. Now consider the Lyapunov candidate $V = q_2^H Q q_2$, whose time derivative satisfies

$$\frac{dV}{dt} \leq -2\|q_2\|^2 + 2\tilde{\kappa} \|Q \left(TP_{S^\perp} \tilde{M} B^T T^{-1} \right)_{(n-2 \times n-2)}\|_2 \|q_2\|^2,$$

and noting that $\|P_{S^\perp}\|_2 = 1$, then the system (28) is stable if $0 \leq \tilde{\kappa} < \left(\|Q \left(T \tilde{M} B^T T^{-1} \right)_{(n-2 \times n-2)}\|_2 \right)^{-1}$. \square

Remark 5 Note that if we multiply the gain matrix K by a real constant $h > 1$, then Q in Proposition 4 can be substituted by $\tilde{Q} = \frac{Q}{h}$. Therefore, the upper bound in Proposition 4 can be made arbitrarily large by increasing the free parameter h . Indeed, if we make K bigger, then we mitigate the perturbation in (12) of the original complex-Laplacian matrix L as required by Lemma 2.

The following algorithm summarizes the design process to guarantee the convergence of the formation to the desired eventual behavior.

- Algorithm 1** (1) Given a desired p^* , we calculate the weights ω_{ij} and the gains k_i according to [6] to construct the Laplacian L and the gain matrix K in (8).
(2) We calculate the sets of motion parameters μ_{ij} in (17) for the translation, rotation, and scaling.
(3) We design $\kappa_{\{r,t,s\}}$ in (18) to define the eventual behavior of the formation. Then, we choose $\tilde{\kappa}$ to set the global speed, i.e., we scale $\kappa_{\{r,t,s\}}$ simultaneously in (12) where $M = \tilde{M}$.
(4) Finally, we check whether with the given L , K , \tilde{M} and $\tilde{\kappa}$ the condition in Proposition 4 is satisfied. If not, then we multiply K by a real constant $h > 1$ such that the condition is satisfied.

6 Applications and simulations

We will show how to use Theorem 3 in escorting scenarios via *enclosing of a target*, area coverage via the *shaped consensus*, and formation travelling via the *translation with controlled speed and heading*. We will compare the proposed technique with existing popular ones.

Let us start with considering Theorem 3 when $a = 0$ (or $\kappa_s = 0$), i.e., there is no scaling motion. In such a case, the eventual formation will orbit around an instantaneous center of rotation in the complex plane. Such a center of rotation can be set at the agent $q \in \mathcal{V}$; therefore, ${}^b v_i^*, \forall i \in \mathcal{V}$, must be designed to orbit around agent q similarly as in Figure 2 the rotation velocity is around

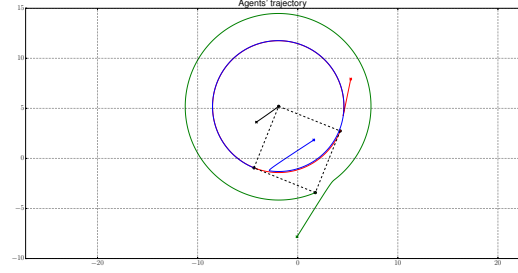


Fig. 3. The formation converges to a square and cooperates to enclose and orbit around one of its agents (in black color). The desired rotational and translational velocities of the formation have been designed such that the enclosed agent is the instantaneous center of rotation. The crosses and the dots denote for the initial and the $t = 250$ secs positions. The dashed lines denote the edges of the graph.

the centroid. We show this scenario in Figure 3. A similar technique based on distance-based formation control has been proposed in [1], where instead of weights the authors manipulate desired distances. While distance-based can guarantee collision avoidance between neighboring agents and can be employed in 3D (or higher), only local-convergence is given due to nonlinearities.

If we consider $v^* = a = 0$ (or $\kappa_{\{t,s\}} = 0$) in Theorem 3. Then, the formation will describe an eventual spinning motion around its centroid. If we combine it with a scaling motion, then we can cover an area by describing circular spirals within \mathcal{S} if $a > 0$. Conversely, we have the consensus of the formation, i.e., $p(t) \rightarrow b\mathbf{1}_n, b \in \mathbb{C}$ as $t \rightarrow \infty$ if we set $a < 0$. Our extension from the *standard consensus* [9] is that in Theorem 3 we set p^* as the eigenvector associated to the algebraic connectivity $\lambda_2 = \kappa_s a + i\kappa_r \omega$ of the Laplacian matrix. Therefore, a *shaped consensus* occurs, i.e., the formation will display the desired formation while rendezvous. We show both maneuvers in Figure 4.

Let us finally consider $v^* \neq 0$ and $\omega = a = 0$ (or $\kappa_{\{r,s\}} = 0$). Then, according to Theorem 3, the formation will travel with constant velocity eventually. However, the translational velocity has been designed with respect to O_b and not O_g as it is shown in Figure 2. We could choose one agent $i \in \mathcal{V}$ to control one relative position $z_{ij}, j \in \mathcal{N}_i$, in global coordinates, e.g., with adding the simple proportional controller $-(z_{ij} - z_{ij}^*)$ to its control action with $z_{ij}^* \in \mathbb{C}$ with respect to O_g and compatible with \mathcal{S} . Since z_{ij}^* has both direction and magnitude, then we are controlling both, the heading of the translational velocity in O_g and its speed since it depends on the size of $p(t) \in \mathcal{S}$. This approach is free of any extra complexities/estimators as it is required in a *leader-follower* approach [5,11].

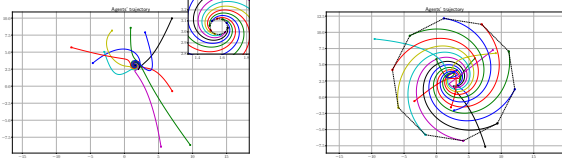


Fig. 4. On the left-hand side, the formation eventually forms a regular decagon that describes a circular spiral towards its centroid, i.e., a *shaped* consensus. On the right-hand side the formation describes a circular spiral while the eventual displayed decagon grows exponentially fast. The crosses and the dots denote for the initial and the $t = 250$ secs positions. The dashed lines denote the edges of the graph.

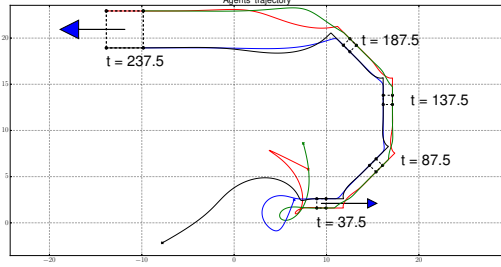


Fig. 5. The formation converges to a square with only translational velocity w.r.t. O_b . The eventual formation's velocity (blue arrow) is designed to be parallel to the side z_{12} . The red agent controls the global orientation of such a side, e.g., with the proportional controller $(z_{12} - z_{12}^*)$. Every 50 seconds, the desired z_{12}^* is rotated by $\frac{\pi}{4}$ radians. In the last rotation, z_{12}^* is also four times bigger than at the beginning, hence the square not only grows, but the velocity's speed is increased accordingly. The crosses denote for the initial positions, and the dashed lines denote the edges of the graph.

7 Conclusions

We have presented a maneuvering technique to induce collective motions with global convergence in *complex-Laplacian-based* formation control. This technique can be exploited in the problems of *shape consensus*, *enclosing of a target*, and *travelling formation with controlled speed and heading*.

Acknowledgements

This work has been supported by the grant *Atraccion de Talento* with reference number 2019-T2/TIC-13503 cofunded by the Government of the Autonomous Community of Madrid, and it has been partially supported by the Spanish Ministry of Science and Innovation under research Grant RTI2018-098962-B-C21.

References

[1] Hector Garcia de Marina, B. Jayawardhana, and M. Cao. Distributed rotational and translational maneuvering of rigid

formations and their applications. *IEEE Transactions on Robotics*, 32(3):684–697, June 2016.

- [2] Hector Garcia de Marina, Bayu Jayawardhana, and Ming Cao. Distributed algorithm for controlling scale-free polygonal formations. *IFAC World Congress IFAC-papersonline*, 50(1):1760–1765, 2017.
- [3] Jeffrey Delmerico, Stefano Mintchev, Alessandro Giusti, Boris Gromov, Kamilo Melo, Tomislav Horvat, Cesar Cadena, Marco Hutter, Auke Ijspeert, Dario Floreano, et al. The current state and future outlook of rescue robotics. *Journal of Field Robotics*, 2019.
- [4] Ying Lan, Zhiyun Lin, Ming Cao, and Gangfeng Yan. A distributed reconfigurable control law for escorting and patrolling missions using teams of unicycles. In *49th IEEE Conference on Decision and Control (CDC)*, pages 5456–5461. IEEE, 2010.
- [5] Zhiyun Lin, Wei Ding, Gangfeng Yan, Changbin Yu, and Alessandro Giua. Leader-follower formation via complex laplacian. *Automatica*, 49(6):1900–1906, 2013.
- [6] Zhiyun Lin, Lili Wang, Zhimin Han, and Minyue Fu. Distributed formation control of multi-agent systems using complex laplacian. *IEEE Transactions on Automatic Control*, 59(7):1765–1777, 2014.
- [7] A.J. Marasco, S.N. Givigi, and C.A. Rabbath. Model predictive control for the dynamic encirclement of a target. In *American Control Conference (ACC)*, 2012, pages 2004–2009, June 2012.
- [8] Kwang-Kyo Oh, Myoung-Chul Park, and Hyo-Sung Ahn. A survey of multi-agent formation control. *Automatica*, 53:424–440, 2015.
- [9] Reza Olfati-Saber, J Alex Fax, and Richard M Murray. Consensus and cooperation in networked multi-agent systems. *Proceedings of the IEEE*, 95(1):215–233, 2007.
- [10] Guang-Zhong Yang, Jim Bellingham, Pierre E Dupont, Peer Fischer, Luciano Floridi, Robert Full, Neil Jacobstein, Vijay Kumar, Marcia McNutt, Robert Merrifield, et al. The grand challenges of science robotics. *Science Robotics*, 3(14):eaar7650, 2018.
- [11] Shiyu Zhao. Affine formation maneuver control of multiagent systems. *IEEE Transactions on Automatic Control*, 63(12):4140–4155, 2018.