
Measuring Information Transfer in Neural Networks

Xiao Zhang

Department of Electronics Engineering
Tsinghua University
xzhang19@mails.tsinghua.edu.cn

Xingjian Li

Baidu Research
lixingjian@baidu.com

Dejing Dou

Baidu Research
doudejing@baidu.com

Ji Wu

Department of Electronic Engineering
Tsinghua University
wuji_ee@mail.tsinghua.edu.cn

Abstract

Quantifying the information content in a neural network model is essentially estimating the model’s Kolmogorov complexity. Recent success of prequential coding on neural networks points to a promising path of deriving an efficient description length of a model. We propose a practical measure of the generalizable information in a neural network model based on prequential coding, which we term *Information Transfer* (L_{IT}). Theoretically, L_{IT} is an estimation of the generalizable part of a model’s information content. In experiments, we show that L_{IT} is consistently correlated with generalizable information and can be used as a measure of patterns or “knowledge” in a model or a dataset. Consequently, L_{IT} can serve as a useful analysis tool in deep learning. In this paper, we apply L_{IT} to compare and dissect information in datasets, evaluate representation models in transfer learning, and analyze catastrophic forgetting and continual learning algorithms. L_{IT} provides an information perspective which helps us discover new insights into neural network learning.

1 Introduction

In machine learning, learning a model can be understood as a process of gaining information about the model parameters from the data [1]. The learned model is able to generalize because the information gained captures regularities in the data. For deep learning models, the information, or “knowledge” learned from a large amount of data is crucial for its effectiveness in a wide range of tasks, for example in computer vision [2] and NLP [3]. Life-long machine learning [4] even identifies the ability to accumulate and reuse information an indispensable aspect of AI. A natural question to ask is how to measure the information content in a model, or the amount of information transferred from a certain dataset to the model during the process of training.

The pioneering work of Minimum Message Length (MML) [5] and Minimum Description Length (MDL) [6] view learning as data compression, and they give a framework and guidelines on finding the optimal codelength of model and data. In algorithmic information theory, the minimum codelength (or description length) can be used as a measure of the amount of information.

For measuring the description length of a neural network model together with data, it has been shown that prequential codes in practice can achieve efficient codelength, sometimes much better than variational or Bayesian codes [7, 8]. It is also showed [9] that the prequential codelength of a target dataset is linked to the generalizability of a transfer learning model. However, as the prequential code is a one-part code [6] which encodes both the model and the data, one cannot directly derive the codelength of the model alone.

Although the codelength of a model can be directly given by a two-part code, current implementations of two-part codes for neural networks cannot give practical efficient codes [10]. We take an approach based on prequential codes which are proved to work well with neural networks. Instead of finding a theoretical bound of a model’s Kolmogorov complexity, in this paper we explore finding a *useful* approximation of information content of a neural network model. Although the approximation can be derived from Kolmogorov complexity, because of a lack of analysis on the convergence properties of prequential coding, the quality of the approximation is hard to guarantee theoretically.

Therefore, we also include empirical study to show the validity of this approximation, and whether it can serve as a measure of the generalizable information in a model. As we will show in this paper, this approximation is useful in many scenarios for the analysis and understanding of the learning process, from the perspective of information.

The main contributions of this paper are summarized as follows:

- We propose a practical measure that approximates the amount of generalizable information in a neural network model, which we term *Information Transfer*. We improved over existing methods by specifically estimating the *generalizable* information in a model, which is usually the central concern in learning.
- Empirically, we demonstrate the ability of *Information Transfer* to measure the information gained in a neural network model during training. We can also use it to measure the information content of a task or a dataset. This allow us to analyze the information structure of a dataset and the dynamics of learning.
- We perform analysis of transfer learning and continual learning from an informational perspective using *Information Transfer*, which brings new insight into the nature of transfer learning and continual learning, such as how information is transferred and forgotten.

2 The Information Transfer Measure

Information content can be measured using the length of the shortest code that can reproduce the data, which is also known as the Kolmogorov Complexity [11] of the data. To compress the data, one could learn a model to predict the data, and only encode the residues of prediction. Using prequential codes (or online codes) is a model-agnostic way to encode data together with a model.

The basic idea of prequential coding is illustrated in the following example. Imagine Alice wants to send the labels $y_{1:n}$ of a dataset D to Bob, and they both agree on an initial model θ_0 . Each time Alice sends one example, she first uses her model to predict the label y_i and encodes y_i using the output distribution of θ_{i-1} . Then she optimizes and updates her model to θ_i with example i . Bob also uses his model to make predictions about y_i and then recover the true y_i with the help of the code he receives. Afterward he updates his model in the same fashion. We denote the length of such a code as $L_{\theta_0}^{\text{preq}}$:

$$L_{\theta_0}^{\text{preq}}(y_{1:n}|x_{1:n}) := - \sum_{i=1}^n \log p_{\theta}(y_i|x_{1:i}, y_{1:i-1}) \tag{1}$$

$$= - \sum_{i=1}^n \log p_{\theta_{i-1}}(y_i|x_i) \tag{2}$$

where θ_i is the parameter of the model learned on samples $\{x_{1:i}, y_{1:i}\}$. After Bob receives the whole dataset, he also ends up with the same model that Alice has. In this sense, the prequential code encodes the model together with the data without explicitly encoding the model.

If we use M to denote model θ_n and use K for Kolmogorov complexity, then $L_{\theta_0}^{\text{preq}}(y_{1:n}|x_{1:n})$ can be seen as an approximation of $K(D)$ or $K(M, D)$. The latter two equal because the conditional Kolmogorov complexity $K(M|D) = 0$, if we assume θ_0 and the training procedure of M is known.

2.1 From $K(M)$ to L_{IT}

In learning problems we are concerned with how much information is learned by the model. A straight-forward approach is to measure $K(M)$:

$$K(M) = K(M, D) - K(D|M) \quad (3)$$

$$\approx L_{\theta_0}^{\text{preq}}(y_{1:n}|x_{1:n}) + \sum_{i=1}^n \log_2 p_M(y_i|x_i) \quad (4)$$

The conditional complexity of dataset D after observing model M is measured with the cross-entropy of M on D . This is the remaining information in D that is not encoded in the weights of M .

Prior work, mainly [7] and [8] use (4) to measure the learned information in M . However, there is a fundamental defect in this method: it measures both generalizable information and the noise simply remembered by the model. The last term of (4) is heavily affected by model M 's degree of overfit. Because overfitting is common in deep learning, $K(M)$ is not directly linked with generalization.

If we are interested in the ‘‘knowledge’’ (or patterns in the data) learned by the model, we need to use a different formulation, which we denote by L_{model} :

$$L_{model}(M) =: K(M) - K(M|D^*) \quad (5)$$

$$= K(D^*) - K(D^*|M) \quad (6)$$

$$\approx L_{\theta_0}^{\text{preq}}(y_{1:k}^*|x_{1:k}^*) - L_M^{\text{preq}}(y_{1:k}^*|x_{1:k}^*) \quad (7)$$

A separate dataset D^* (for example, the test set) is used to measure the codelength. We subtract $K(M|D^*)$ from $K(M)$ to get the generalizable information in M . $K(M|D^*)$ measures the noise M remembered from D . By ‘‘noise’’ we mean patterns that only exist in one particular sample. If we let D^* be infinitely large (but does not include examples in D), then $K(M|D^*)$ is exactly the noise in M (the part of M that cannot be determined even when knowing all patterns in the task). But in practice D^* is usually of limited size, so we propose a practical measure L_{IT}^k as below (* is omitted)

$$L_{IT}^k(M) = L_{\theta_0}^{\text{preq}}(y_{1:k}|x_{1:k}) - L_M^{\text{preq}}(y_{1:k}|x_{1:k}) \quad (8)$$

Intuitively, we measure the information a model gained during training by comparing the codelength of encoding k examples (not overlapping with training set) with the model before (θ_0) and after training (M). The more information the model gains about the task from training, a larger reduction of codelength would be observed. We call it *information transfer* because it is correlated with the amount of generalizable information transferred from the dataset to the model during training.

The above formulation also applies when the coding set D^* and the training set D are drawn from different tasks. If D^* is drawn from task T^* and D is drawn from task T , then by the definition of (5) L_{IT} measures the information in M about task T^* . $L_{IT} > 0$ when T^* and T have common patterns.

2.2 Properties of L_{IT}

In the definition of L_{IT} , k can be treated as an auxiliary variable that is independent of the size of the training set. For all possible k , the smallest is $k = 1$:

$$L_{IT}^1(M) = -\log p_{\theta_0}(y_1|x_1) + \log p_M(y_1|x_1)$$

$$\mathbb{E}[L_{IT}^1(M)] = \mathcal{L}_{val}(\theta_0) - \mathcal{L}_{val}(M)$$

When the loss function \mathcal{L} is cross-entropy, the expectation of L_{IT}^1 reduces to a conventional generalization performance measure: the reduction of validation loss.

On the other hand, if $k \rightarrow \infty$: (Proof of (9) and (10) is given in Appendix A.)

$$L_{IT}^\infty(M) \leq -\sum_{i=1}^n \log p_{\theta_{i-1}}(y_i|x_i) + \sum_{i=1}^n \log p_{\theta_{oracle}}(y_i|x_i) \quad (9)$$

where θ_{oracle} is an oracle model in the model family, $\{x_{1:n}, y_{1:n}\}$ is M 's training set. Because L_{IT}^k is monotonic increasing with k , this tells us that $L_{IT}^k(M)$ is bounded for every k :

$$L_{IT}^1(M) \leq L_{IT}^k(M) \leq L_{IT}^\infty(M)$$

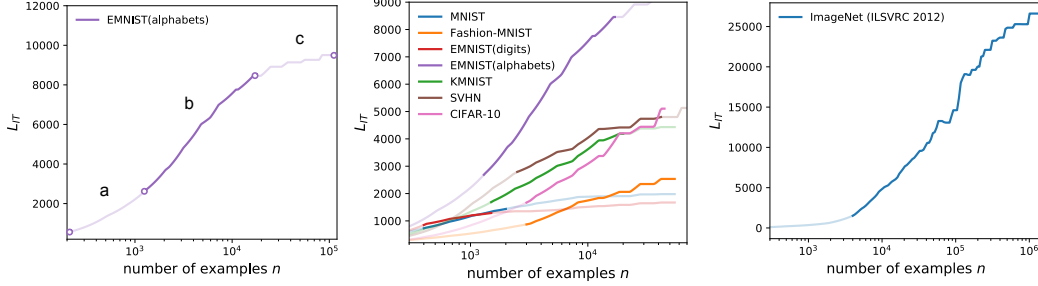


Figure 1: L_{IT} as a function of n . The number of examples n is in log scale. Left: The three phases of $L_{IT}(\theta_n)$ curve. Middle and right: Small and large datasets; the linear relationship is highlighted.

We can show that the theoretical complexity of generalizable information in (5) also satisfy:

$$K(M) - K(M|D^*) \leq - \sum_{i=1}^n \log p_{\theta_{i-1}}(y_i|x_i) + \sum_{i=1}^n \log p_{\theta_{oracle}}(y_i|x_i) \quad (10)$$

Next we investigate the behavior of $L_{IT}(\theta_n)$ for varying n . Intuitively, the generalizable information in model θ_n grows as the number of training examples n increases, with diminishing growth when n is large enough. In Figure 1, we plot $L_{IT}(\theta_n)$ as a function of n for a number of datasets. A common pattern is observed: after a short initiation phase, L_{IT} grows roughly linearly with $\log n$, and finally saturates. The linear growing phase is where learning primarily takes place, and saturation happens when the model is close to converging, as the model stops gaining new information from more data.

In the MDL literature, [12] pointed out that for a variety of model families, the codelength of the model is proportional to $\log n$ (the second right-hand term in (11)):

$$L_{\theta}^{\text{req}}(x_{1:n}) = - \sum_{i=1}^n \log_2 p_{\theta_n}(x_i) + \frac{d}{2} \log n + O(1) \quad (11)$$

Although neural networks are much more complex than those simple model families, the log-linear relationship between model information estimated by L_{IT} and the training set size n is similar.

3 Measuring Information Transfer in Neural Networks

In this section, we apply the information transfer L_{IT} in experiments to see that it can serve as a reasonable measure of generalizable information in a model. Furthermore, L_{IT} can be used to measure generalizable information in a dataset, which is lower-bounded by model information. This makes L_{IT} a useful analytic tool to understand models and datasets.

As discussed in Section 2.1, an important property of L_{IT} is that it only measures generalizable knowledge. Information gain from fitting (or remembering) particular examples does not contribute to L_{IT} (see Appendix A.4 for an example). Although the absolute value of L_{IT} depends on the choice of hyper-parameter k , by fixing k to a certain value we are able to compare the information content in different models and in different datasets. We use $k = 5000$ for small datasets (MNIST variants and CIFAR-10) and $k = 10000$ for other datasets throughout our experiments. More experiment details that are not elaborated here can be found in the appendix.

3.1 Synthetic Dataset

First we verify the correlation between L_{IT} and L_{model} using synthetic datasets. We generate text corpus using 2-gram language models, then we train LSTM language models on them. The amount of generalizable information (L_{model}) can be controlled by varying the number of independently sampled 2-grams in the model generating the corpus. We measure L_{IT} of converged LSTM language models. In Figure 2 we observe a roughly linear relationship between L_{IT} and L_{model} ($\rho \approx 0.98$).

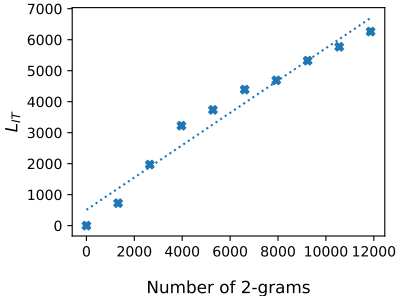


Figure 2: Relationship between L_{IT} and L_{model} on synthetic corpus.

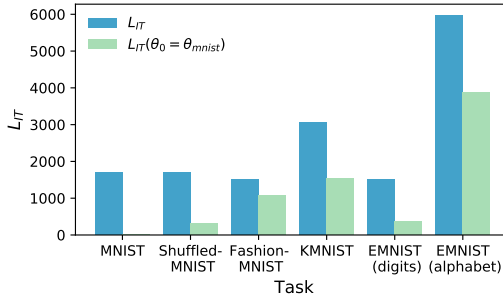


Figure 3: L_{IT} on MNIST-variants. $L_{IT}(\theta_0 = \theta_{mnist})$ measures information transfer when initialized from MNIST

3.2 Measuring Information in MNIST-variants

Next we apply L_{IT} to a ResNet-18 model on the commonly used MNIST dataset and its variants. Figure 3 illustrates L_{IT} of a model trained on each dataset. One is able to tell that a model classifying 10 Japanese characters (KMNIST [13]) contains significantly more information than a model classifying 10 digits (MNIST [14] and EMNIST [15]). Because Japanese characters are more complex than digits, it requires more knowledge to classify the former. A model classifying the English alphabet (upper and lower-case, 47 classes [15]) contains even more information, as the task is even more difficult.

The model information measured with L_{IT} is relative to the initial model θ_0 . Therefore it gives the information gain, or “new knowledge” learned from the dataset compared to what is already in the initial model θ_0 . We can use a model pre-trained on MNIST (θ_{mnist}) as θ_0 to measure the amount of new information a model can learn from each dataset. From $L_{IT}(\theta_0 = \theta_{mnist})$ in Figure 3, KMNIST, Fashion-MNIST [16] and EMNIST-alphabet all contain much new information that is not in MNIST. Shuffled-MNIST is a version of MNIST with its labels permuted, therefore it only introduces a little new information. The same is with EMNIST-digits, which only differ from MNIST in image pre-processing.

Comparing $L_{IT}(\theta_0 = \theta_{mnist})$ with L_{IT} , knowledge about MNIST significantly reduces new information gained from Japanese characters and English alphabet, signifying these datasets share some common information with MNIST (for example, stroke patterns). On the other hand, L_{IT} on Fashion-MNIST does not reduce as much, showing there is less information in common between handwritten digits and clothes images.

3.3 Dissecting Information in CIFAR-10

In the following example, we use L_{IT} to dissect the knowledge about object classification in CIFAR-10, which also shows the consistency of L_{IT} in measuring information.

The 10 object classes in CIFAR-10 belong to two categories: vehicles (4 classes) and animals (6 classes). We can therefore split CIFAR-10 into three tasks: T_V and T_A for classifying within vehicles and animals respectively, and $T_{V/A}$ for classifying between the two categories. By measuring L_{IT} on learning each subtask, and on transfer learning from one subtask to another, we are able to produce a Venn diagram representing the information content and the relationship of three subtasks (Figure 4).

The information about classifying objects can be learned from the whole CIFAR-10 dataset T_{full} as well as from a combination of subtasks. Figure 5 plotted L_{IT} measured on sequentially training on subtasks; for example, training on T_V first, then on T_A ($T_V \rightarrow T_A$). L_{IT} always adds up roughly to a fixed value (the total information of CIFAR-10), regardless of how one learns from subtasks. This is further evidence that L_{IT} is consistently correlated with the true amount of information.

L_{IT} gives us a lot of information about the task CIFAR-10. For example, classifying animals requires much more information than classifying vehicles. In the knowledge used to classify animals, about 1/4 can be shared with classifying vehicles, and the remaining 3/4 is specific to animals. L_{IT} also reveals the dynamics of neural network transfer learning. For example in experiments involving a

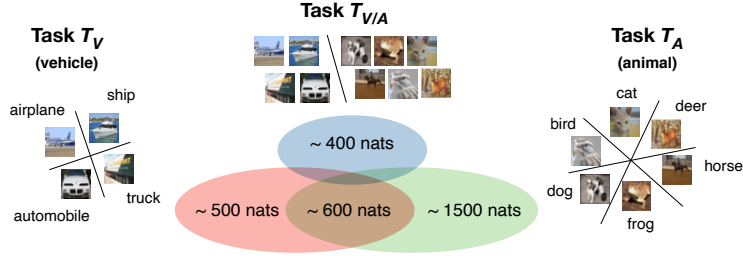


Figure 4: Dissecting information in CIFAR-10

second transfer, one is able to tell from L_{IT} the amount of information forgotten about the previous task, after training the model on a new task.

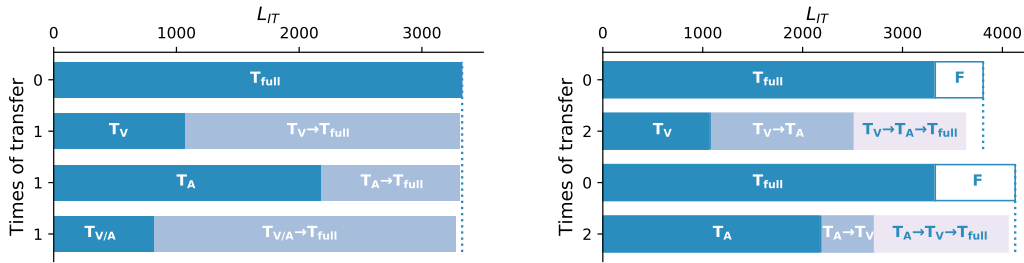


Figure 5: L_{IT} measured on models sequentially learning subtasks of CIFAR-10. F in the right plot measures the information forgotten about the first task in transferring to a second task (See also details in Appendix B.3)

4 Measuring Information Transfer in Transfer Learning

The success of transfer learning depends on sharing knowledge from previous tasks [17]. Recently we have seen great success with pre-trained representation models in vision and NLP. Models pre-trained on large-scale datasets acquire good general knowledge of image and text, which helps them achieve state-of-the-art performance when adapted to a variety of tasks.

A natural question then is how to measure the quality of pre-trained representation models. Better representations not only achieve better performance on target tasks, but also require fewer training examples to reach a certain level of performance. As pointed out by [9], the ability to generalize rapidly to a new task by using previously acquired knowledge cannot be measured by performance metrics alone. They proposed to use prequential codes as a measure of linguistic intelligence.

From an informational perspective, the quality of representation models can be measured by the amount of generalizable information in the model, which can be reused in downstream tasks. To facilitate comparison of different models using information transfer, we introduce the *Information Advantage* of model M over M_r :

$$L_{IA}(M, M_r) = L_{IT}(M) - L_{IT}(M_r) \tag{12}$$

$$= L_{M_r}^{\text{pred}}(y_{1:k}|x_{1:k}) - L_M^{\text{pred}}(y_{1:k}|x_{1:k}) \tag{13}$$

If the reference model M_r is taken to be a random model θ_0 , then L_{IA} becomes L_{IT} . L_{IA} measures how much information M has more than M_r about the target dataset $\{x, y\}$.

In Table 1, we measure the model information of pre-trained image classification models and pre-trained language models. The target tasks are CIFAR-10 and MultiNLI. Examining model performance, clearly there is not a single measure that represents the quality of the model: Different models have an advantage at different numbers of training examples. Task-specific knowledge (from pre-training on a similar task) contributes to few-shot effectiveness, while general knowledge helps more in many-shot. Both kinds of knowledge can be measured and are reflected in L_{IA} .

Table 1: Information transfer in transfer learning. AlexNet and BERT-base are used as the reference models in L_{IA} . De-CIFAR stands for a color-distorted version of CIFAR-10. **Red** color marks the top-2 best performances. **Bold** marks the top-2 in model information

CIFAR-10 [18]					
Model	Pretraining	Information	Performance (Accuracy %)		
		L_{IA}^1	Zero-shot	Few-shot(10^2)	Many-shot(10^4)
AlexNet [19]	ImageNet [20]	0	10.0	47.1	86.7
VGG11 [21]	ImageNet	0.55	10.0	48.7	87.9
ResNet-18 [22]	CIFAR-100 [18]	-0.49	10.0	46.6	82.6
ResNet-18	De-CIFAR	1.33	70.8	71.9	84.6
ResNet-18	ImageNet	2.44	10.0	58.9	91.8
ResNet-18	ImageNet + De-CIFAR	4.05	86.6	87.9	93.3
ResNet-34	ImageNet	2.64	10.0	61.7	92.9
ResNeXt-50 [23]	ImageNet	3.07	10.0	62.5	93.1
MultiNLI [24]					
Model	Pretraining	Information	Performance (Accuracy %)		
		L_{IA}	Zero-shot	Few-shot(10^3)	Many-shot($5 \cdot 10^4$)
BERT-base [3]	Unsup.	0	33.3	50.9	76.4
BERT-base	Unsup. + SNLI [25]	1.44	65.9	69.6	78.2
BERT-large	Unsup.	0.79	33.3	61.5	79.8
XLNet-large [26]	Unsup.	2.30	33.3	76.9	84.7
RoBERTa-large [27]	Unsup.	1.90	33.3	69.2	86.0
RoBERTa-large	Unsup. + SNLI	3.51	78.7	81.6	85.8

More expressive model and pre-training on more data both contribute to increased information in the model by L_{IA} . Pre-training on similar tasks (e.g., from SNLI to MultiNLI) is also a method to significantly increase model information about the target task. From Table 1 we can observe that if a model have more information about the target task, it will generally have better performance across different transfer learning settings.

5 Measuring Information Transfer in Continual Learning

The ability to continually learn is a fundamental element of genuine intelligence. Neural network models, although powerful, tend to suffer from catastrophic forgetting [28, 29] in continual learning settings. Some methods have been proposed (for example, [30, 31]) to prevent the model from forgetting about old tasks. However, recent studies pointed out that these methods often fail to significantly prevent forgetting or being unfeasible in practice [32, 33].

We take a different route to investigate catastrophic forgetting, by estimating model information with L_{IA} : “Forgetting,” after all, means losing information. We found that information tells quite a different story than performance metrics in continual learning.

Experiments are performed in two scenarios: *image classification*, where we split the 200-class Tiny-ImageNet into four 50-class classification tasks, and *language modeling*, where we extracted 4 topics from the 1-billion-word-benchmark corpus [34] as four tasks. Algorithms employed are plain transfer, L2 regularization, Elastic Weight Consolidation [30], and Incremental Moment Matching (weight-transfer and L2-transfer) [31]. Single-task and multi-task training are used as baselines. Models used are ResNet-56 for image classification and 2-layer LSTM for language modeling.

In Table 2, we compare performance metrics as well as L_{IA} . L_{IA} measures the amount of information the final model has about each task. Under *All past* is given the performance and information on all four past tasks combined. In *Future* we transfer the final model to a larger task to examine the representation learned throughout continual learning. We have the following observations:

L_{IA} measures forgetting while performance alone does not. We found that performance on past tasks is largely irrelevant to the performance on future tasks. Model information (as measured by L_{IA}), however, is correlated with both performance and model information on future tasks. This

¹from hereafter, L_{IT} and L_{IA} are measured in *k-nats*

Table 2: Information transfer in continual learning. *acc.* and *ppl.* stand for *accuracy* and *perplexity*. Red color marks the top-2 best performance. **Bold** marks the top-2 model information.

Tiny-ImageNet													
Method	Task 0		Task 1		Task 2		Task 3		All past		Future		
	acc.	L_{IA}	acc.	L_{IA}	acc.	L_{IA}	acc.	L_{IA}	acc.	L_{IA}	acc.	L_{IA}	
plain	7.1	8.4	17.8	9.1	25.5	10.5	61.1	13.9	27.9	41.8	33.9	7.6	
L2	44.2	11.3	38.2	9.5	37.8	9.1	45.6	9.0	41.5	38.8	30.7	6.0	
EWC	47.9	11.5	43.5	9.2	41.6	9.1	44.8	8.9	44.5	38.6	29.7	5.4	
IMM-mean (wt)	27.9	10.7	45.0	11.9	41.5	11.9	41.2	10.3	38.9	44.8	32.8	7.7	
IMM-mode (wt)	12.1	9.3	25.2	11.3	27.3	11.0	21.7	9.9	21.6	41.4	32.4	6.8	
IMM-mean (l2)	57.7	12.0	50.6	9.7	49.1	9.7	48.7	9.5	51.5	40.9	28.9	5.6	
IMM-mode (l2)	57.4	12.1	52.2	9.6	49.6	9.3	47.9	9.1	51.8	40.1	28.6	5.5	
Single-task	56.6	13.2	60.7	12.8	56.3	13.3	53.9	12.7	-	-	-	-	
Multi-task	62.8	14.7	63.6	14.4	61.1	14.3	61.1	13.9	62.2	57.3	38.6	9.8	

1b-word-benchmark													
Method	Task 0		Task 1		Task 2		Task 3		All past		Future		
	ppl.	L_{IA}	ppl.	L_{IA}	ppl.	L_{IA}	ppl.	L_{IA}	ppl.	L_{IA}	ppl.	L_{IA}	
plain	283	20.6	395	19.8	370	24.8	193	29.5	300	94.6	256	23.8	
L2	213	23.7	298	20.5	381	20.1	251	24.0	279	88.2	281	22.7	
EWC	197	23.2	233	22.4	300	22.7	262	23.3	244	91.6	304	21.0	
IMM-mean (wt)	437	22.8	399	24.4	687	25.7	1752	20.0	666	92.9	258	24.1	
IMM-mode (wt)	288	23.2	341	24.2	772	23.0	1854	17.1	605	87.5	289	20.3	
Single-task	111	28.7	109	30.0	152	31.1	232	26.7	-	-	-	-	
Multi-task	90	31.2	90	31.7	126	32.8	203	29.4	119	125	202	29.7	

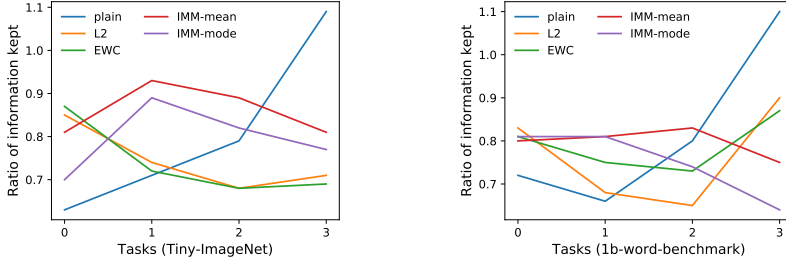


Figure 6: Ratio of information kept about each task, in the final model.

indicates that L_{IA} is a reasonable measure of generalizable knowledge in the model: Models with larger L_{IA} preserve more information about past tasks, thus transfer more effectively to new tasks.

L_{IA} can also help us understand why measuring forgetting with performance alone is flawed. Figure 7 shows three common strategies to deal with the final output layer in continual learning. Using EWC in the three situations yields very different results in performance (Table 3). Only “separate” is able to perform well, because it keeps the final layer of past tasks intact. However, from L_{IA} , one is able to tell that the “separate” and the “union” strategies are very similar in the ability to preserve information. “Reuse” is less effective because the shared final layer impedes learning.

Table 3: Continual learning using EWC, with the three strategies

Method	Task 0		Task 1		Task 2		Task 3		All past	
	acc.	L_{IA}	acc.	L_{IA}	acc.	L_{IA}	acc.	L_{IA}	acc.	L_{IA}
Separate	47.9	11.5	43.5	9.2	41.6	9.1	44.8	8.8	44.5	38.6
Union	0.0	10.4	0.0	8.9	0.0	8.8	45.6	9.4	11.4	37.6
Reuse	4.3	9.9	3.4	6.8	3.1	5.8	41.3	6.4	13.0	28.8

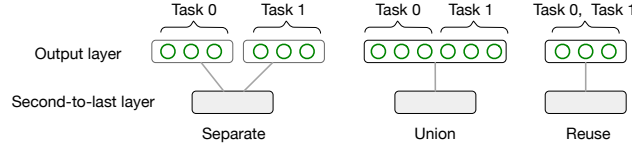


Figure 7: Three common situations of the final output layer in continual learning

Catastrophic forgetting in neural networks is not really catastrophic. From the above discussion, we argue that forgetting needs to be understood at a deeper level. Forgetting involves two distinct factors: preserving knowledge and preserving the exact decision boundary. We use L_{IA} to measure the former factor. While plain transfer fails by performance metrics, it does a decent job of preserving knowledge, keeping over 70% of total information in past tasks. This is also confirmed by its performance on future tasks (which is not affected by the exact decision boundary of past tasks).

Information transfer provides a new perspective on the effectiveness of continual learning. Continual learning strives to make a model learn like a human and to become more intelligent over time. Therefore, there are two main goals of continual learning: 1) perform well on past tasks (not forgetting), and 2) adapt quickly and perform well on new tasks (learn better representations). Previous works mainly focus on the first goal. Either goal requires the ability to preserve information, while the second goal is more directly determined by it.

In comparing the effectiveness of preserving information in Table 2, no continual learning method is significantly more effective than plain transfer learning. Figure 6 plots the ratio of preserved information on each task, and we can see that each method achieves a different balance of information: Regularization-based methods (L2, EWC) preserve more information from the first and the last tasks, while model averaging (IMM) more favors information from tasks in the middle. Plain transfer clearly remembers most about the last task. It is an interesting phenomenon that no method is able to cover the significant gap between continual learning and multi-task learning, given that neural networks are often over-parameterized [35] and have more than enough capacity.

6 Conclusion

In this paper, we have presented a practical measure of generalizable information in a neural network model, and showed in multiple scenarios that model information and dataset information are important and useful metrics for analyzing deep learning problems. Measuring exact information in a neural network is a non-trivial task, but an approximate measure such as the proposed *information transfer* can have good correlation with true model information and is easy to calculate. We hope information transfer serves as a tool to motivate further investigation of neural models and their behaviors in learning from an information perspective. It is also a relevant future direction to develop learning algorithms to maximize generalizable model knowledge.

References

- [1] David JC MacKay. *Information Theory, Inference and Learning Algorithms*. Cambridge university press, 2003.
- [2] Minyoung Huh, Pulkit Agrawal, and Alexei A Efros. What makes imagenet good for transfer learning? *arXiv preprint arXiv:1608.08614*, 2016.
- [3] Jacob Devlin, Ming-Wei Chang, Kenton Lee, and Kristina Toutanova. BERT: Pre-training of deep bidirectional transformers for language understanding. In *Proceedings of the 2019 Conference of the North American Chapter of the Association for Computational Linguistics: Human Language Technologies, Volume 1 (Long and Short Papers)*, pages 4171–4186, 2019.
- [4] Zhiyuan Chen and Bing Liu. Lifelong machine learning. *Synthesis Lectures on Artificial Intelligence and Machine Learning*, 12(3):1–207, 2018.
- [5] Christopher S Wallace. *Statistical and Inductive Inference by Minimum Message Length*. Springer Science & Business Media, 2005.

- [6] Peter D Grünwald and Abhijit Grunwald. *The Minimum Description Length Principle*. MIT press, 2007.
- [7] Léonard Blier and Yann Ollivier. The description length of deep learning models. In *Advances in Neural Information Processing Systems 31: Annual Conference on Neural Information Processing Systems 2018, NeurIPS 2018*, pages 2220–2230, 2018.
- [8] Elena Voita and Ivan Titov. Information-theoretic probing with minimum description length. *CoRR*, abs/2003.12298, 2020.
- [9] Dani Yogatama, Cyprien de Masson d’Autume, Jerome Connor, Tomas Kocisky, Mike Chrzanowski, Lingpeng Kong, Angeliki Lazaridou, Wang Ling, Lei Yu, Chris Dyer, et al. Learning and evaluating general linguistic intelligence. *arXiv preprint arXiv:1901.11373*, 2019.
- [10] Alex Graves. Practical variational inference for neural networks. In *Advances in Neural Information Processing Systems 24: 25th Annual Conference on Neural Information Processing Systems 2011*, pages 2348–2356, 2011.
- [11] Ming Li, Paul Vitányi, et al. *An Introduction to Kolmogorov Complexity and its Applications*, volume 3. Springer, 2008.
- [12] Peter Grünwald and Wojciech Kotlowski. Prequential plug-in codes that achieve optimal redundancy rates even if the model is wrong. In *2010 IEEE International Symposium on Information Theory*, pages 1383–1387. IEEE, 2010.
- [13] Tarin Clanuwat, Mikel Bober-Irizar, Asanobu Kitamoto, Alex Lamb, Kazuaki Yamamoto, and David Ha. Deep learning for classical japanese literature. *CoRR*, abs/1812.01718, 2018.
- [14] Yann LeCun, Léon Bottou, Yoshua Bengio, and Patrick Haffner. Gradient-based learning applied to document recognition. *Proceedings of the IEEE*, 86(11):2278–2324, 1998.
- [15] Gregory Cohen, Saeed Afshar, Jonathan Tapson, and Andre Van Schaik. Emnist: Extending mnist to handwritten letters. In *2017 International Joint Conference on Neural Networks (IJCNN)*, pages 2921–2926. IEEE, 2017.
- [16] Han Xiao, Kashif Rasul, and Roland Vollgraf. Fashion-mnist: a novel image dataset for benchmarking machine learning algorithms. *CoRR*, abs/1708.07747, 2017.
- [17] Sinno Jialin Pan and Qiang Yang. A survey on transfer learning. *IEEE Transactions on Knowledge and Data Engineering*, 22(10):1345–1359, 2009.
- [18] Alex Krizhevsky and Geoffrey Hinton. Learning multiple layers of features from tiny images. *Technical report*, 2009.
- [19] Alex Krizhevsky. One weird trick for parallelizing convolutional neural networks. *arXiv preprint arXiv:1404.5997*, 2014.
- [20] Jia Deng, Wei Dong, Richard Socher, Li-Jia Li, Kai Li, and Fei-Fei Li. Imagenet: A large-scale hierarchical image database. In *2009 IEEE Computer Society Conference on Computer Vision and Pattern Recognition (CVPR 2009)*, pages 248–255, 2009.
- [21] Karen Simonyan and Andrew Zisserman. Very deep convolutional networks for large-scale image recognition. In *3rd International Conference on Learning Representations, ICLR 2015*, 2015.
- [22] Kaiming He, Xiangyu Zhang, Shaoqing Ren, and Jian Sun. Deep residual learning for image recognition. In *2016 IEEE Conference on Computer Vision and Pattern Recognition, CVPR 2016*, pages 770–778, 2016.
- [23] Saining Xie, Ross B. Girshick, Piotr Dollár, Zhuowen Tu, and Kaiming He. Aggregated residual transformations for deep neural networks. In *2017 IEEE Conference on Computer Vision and Pattern Recognition, CVPR 2017*, pages 5987–5995, 2017.
- [24] Adina Williams, Nikita Nangia, and Samuel Bowman. A broad-coverage challenge corpus for sentence understanding through inference. In *Proceedings of the 2018 Conference of the North American Chapter of the Association for Computational Linguistics: Human Language Technologies, Volume 1 (Long Papers)*, pages 1112–1122. Association for Computational Linguistics, 2018.
- [25] Samuel R. Bowman, Gabor Angeli, Christopher Potts, and Christopher D. Manning. A large annotated corpus for learning natural language inference. In *Proceedings of the 2015 Conference on Empirical Methods in Natural Language Processing*, pages 632–642. Association for Computational Linguistics, 2015.

- [26] Zhilin Yang, Zihang Dai, Yiming Yang, Jaime G. Carbonell, Ruslan Salakhutdinov, and Quoc V. Le. Xlnet: Generalized autoregressive pretraining for language understanding. In *Advances in Neural Information Processing Systems 32: Annual Conference on Neural Information Processing Systems 2019, NeurIPS 2019*, pages 5754–5764, 2019.
- [27] Yinhan Liu, Myle Ott, Naman Goyal, Jingfei Du, Mandar Joshi, Danqi Chen, Omer Levy, Mike Lewis, Luke Zettlemoyer, and Veselin Stoyanov. Roberta: A robustly optimized bert pretraining approach. *arXiv preprint arXiv:1907.11692*, 2019.
- [28] Michael McCloskey and Neal J Cohen. Catastrophic interference in connectionist networks: The sequential learning problem. In *Psychology of Learning and Motivation*, volume 24, pages 109–165. Elsevier, 1989.
- [29] Robert M French. Catastrophic forgetting in connectionist networks. *Trends in Cognitive Sciences*, 3(4):128–135, 1999.
- [30] James Kirkpatrick, Razvan Pascanu, Neil Rabinowitz, Joel Veness, Guillaume Desjardins, Andrei A Rusu, Kieran Milan, John Quan, Tiago Ramalho, Agnieszka Grabska-Barwinska, et al. Overcoming catastrophic forgetting in neural networks. *Proceedings of the National Academy of Sciences*, 114(13):3521–3526, 2017.
- [31] Sang-Woo Lee, Jin-Hwa Kim, Jaehyun Jun, Jung-Woo Ha, and Byoung-Tak Zhang. Overcoming catastrophic forgetting by incremental moment matching. In *Advances in Neural Information Processing Systems 30: Annual Conference on Neural Information Processing Systems 2017*, pages 4652–4662, 2017.
- [32] Ronald Kemker, Marc McClure, Angelina Abitino, Tyler L. Hayes, and Christopher Kanan. Measuring catastrophic forgetting in neural networks. In *Proceedings of the Thirty-Second AAAI Conference on Artificial Intelligence, (AAAI-18)*, pages 3390–3398. AAAI Press, 2018.
- [33] Benedikt Pflüß and Alexander Gepperth. A comprehensive, application-oriented study of catastrophic forgetting in dnns. In *7th International Conference on Learning Representations, ICLR 2019*, 2019.
- [34] Ciprian Chelba, Tomas Mikolov, Mike Schuster, Qi Ge, Thorsten Brants, Phillipp Koehn, and Tony Robinson. One billion word benchmark for measuring progress in statistical language modeling. In *INTERSPEECH 2014, 15th Annual Conference of the International Speech Communication Association*, pages 2635–2639, 2014.
- [35] Chiyuan Zhang, Samy Bengio, Moritz Hardt, Benjamin Recht, and Oriol Vinyals. Understanding deep learning requires rethinking generalization. In *5th International Conference on Learning Representations, ICLR 2017*, 2017.
- [36] David M Blei, Andrew Y Ng, and Michael I Jordan. Latent dirichlet allocation. *Journal of Machine Learning Research*, 3(Jan):993–1022, 2003.
- [37] Cuong V. Nguyen, Yingzhen Li, Thang D. Bui, and Richard E. Turner. Variational continual learning. In *6th International Conference on Learning Representations, ICLR 2018*, 2018.

Appendix

A The Information Transfer Measure

A.1 Proof of Equation (9)

From the definition of L_{IT} , as $k \rightarrow \infty$

$$\begin{aligned}
 L_{IT}^k(\theta_n) &= L_{\theta_0}^{\text{preq}}(y_{1:k}^* | x_{1:k}^*) - L_{\theta_n}^{\text{preq}}(y_{1:k}^* | x_{1:k}^*) \\
 &\leq L_{\theta_0}^{\text{preq}}(y_{1:k}^*, y_{1:n} | x_{1:k}^*, x_{1:n}) - L_{\theta_{oracle}}^{\text{preq}}(y_{1:n} | x_{1:n}) - L_{\theta_n}^{\text{preq}}(y_{1:k}^* | x_{1:k}^*) \\
 &= L_{\theta_0}^{\text{preq}}(y_{1:n}, y_{1:k}^* | x_{1:n}, x_{1:k}^*) - L_{\theta_{oracle}}^{\text{preq}}(y_{1:n} | x_{1:n}) - L_{\theta_n}^{\text{preq}}(y_{1:k}^* | x_{1:k}^*) \\
 &\leq L_{\theta_0}^{\text{preq}}(y_{1:n} | x_{1:n}) + L_{\theta_n}^{\text{preq}}(y_{1:k}^* | x_{1:k}^*) - L_{\theta_{oracle}}^{\text{preq}}(y_{1:n} | x_{1:n}) - L_{\theta_n}^{\text{preq}}(y_{1:k}^* | x_{1:k}^*) \\
 &= L_{\theta_0}^{\text{preq}}(y_{1:n} | x_{1:n}) - L_{\theta_{oracle}}^{\text{preq}}(y_{1:n} | x_{1:n})
 \end{aligned}$$

assume model converges to θ_{oracle} given a sufficiently large dataset. The above derivation makes the assumption that when the coding set is sufficiently large, L^{preq} is independent of the order of coding. Therefore we have

$$L_{IT}^\infty(M) \leq - \sum_{i=1}^n \log p_{\theta_{i-1}}(y_i | x_i) + \sum_{i=1}^n \log p_{\theta_{oracle}}(y_i | x_i)$$

A.2 Proof of Equation (10)

$$\begin{aligned}
 K(M) - K(M|D^*) &= K(D) - K(D|M) - K(M|D^*) \\
 &\leq K(D) - K(D|M) - K(M|\theta_{oracle}) \\
 &\leq K(D) - K(D|\theta_{oracle}) \\
 &= K(D) + \sum_{i=1}^n \log p_{\theta_{oracle}}(y_i | x_i) \\
 &\leq - \sum_{i=1}^n \log p_{\theta_{i-1}}(y_i | x_i) + \sum_{i=1}^n \log p_{\theta_{oracle}}(y_i | x_i)
 \end{aligned}$$

A.3 Connection Between L_{IT} and Performance Metrics

For classification tasks with cross-entropy loss function, the prequential coding curve (codelength per example as a function of example index) is very close to the “validation loss - dataset size” curve (Figure 8):

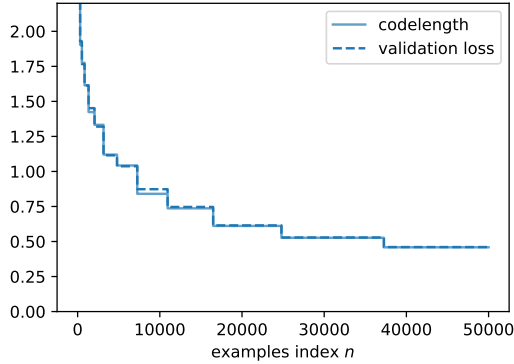


Figure 8: The prequential coding curve and the “validation loss - dataset size” curve on CIFAR-10

Therefore, L^{preq} can be interpreted as an integration of the “validation loss - dataset size” curve. Especially, L_{IA} can be interpreted as comparing “how fast” the validation loss decreases as we

increase dataset size n . Faster decrease of the validation loss symbolizes the model has more prior knowledge about the task.

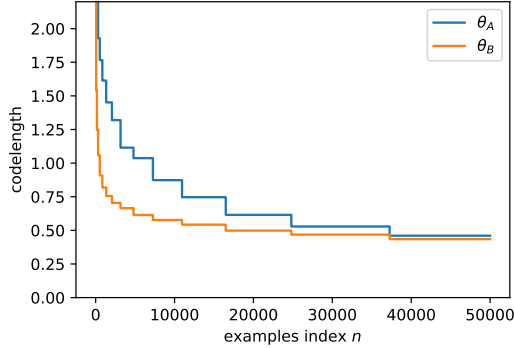


Figure 9: The prequential coding curve of two different models on CIFAR-10, $L_{IA}(\theta_B, \theta_A)=3070$

Compare the coding curve when using two models θ_A and θ_B as initialization on CIFAR-10 in Figure 9, we see that both model converge to roughly the same performance, but θ_B requires much less examples to reach a given level of performance. This indicates that θ_B has more information about the task than θ_A (in fact, in this example θ_B has been pretrained on a subtask of CIFAR-10). This can also be given by the information advantage L_{IA} of θ_B over θ_A .

A.4 Remembering v.s. Generalization

For a randomly-labeled dataset, although the model could achieve high accuracy on the training set, $L_{IT}(\theta_n)$ remains close to zero for any n (Figure 10):

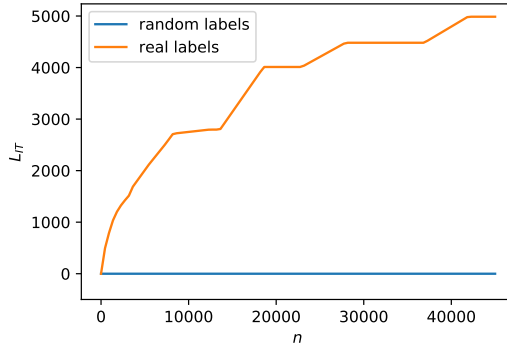


Figure 10: $L_{IT}(\theta_n)$ on CIFAR-10 with real and random labels

This is because the length of generalizable information in model θ_n , $L_{model}(\theta_n)$ is zero. This shows that information transfer measure $L_{IT}(\theta_n)$ measures the generalizable information in θ_n .

B Measuring Information Transfer in Neural Networks

B.1 Calculating prequential codes

We follow the method used in [7] to calculate prequential codelengths. Using the definition of L^{preq} in (2) requires training the model n times, which is overly time consuming. An approximation is used in [7] that first partitions the dataset, and only re-train the model on each partition. The prequential codelength becomes:

$$L^{preq}(y_{1:n}|x_{1:n}) = t_1 \log K + \sum_{s=0}^{S-1} -\log p_{\hat{\theta}_{t_s}}(y_{t_s+1:t_{s+1}}|x_{t_s+1:t_{s+1}})$$

where $1 = t_0 < t_1 < \dots < t_S = n$ is a partition of n examples into S sets. Because the log likelihood changes slower as the encoded example increases, we make the number of examples in each set to be 1.5 times that of the previous set. This is to make the calculation of prequential codes more time-efficient while minimizing approximation errors.

B.2 Experiment Settings

The models we used in experiments throughout this paper are ResNet-56 for image classification tasks and 2-layer LSTM of dimension 200 for language modeling tasks. Training models on the full or a subset of datasets uses early-stopping on the validation set.

B.3 Dissecting Information in CIFAR-10

We use L_{IT} to measure the information gain in learning (or transfer learning) on a subtask of CIFAR-10. Here we use $L(T)$ to denote the amount of information transferred from task T to a randomly-initialized model. $L(T \rightarrow T')$ denotes the amount of new information gained in transfer learning from task T to task T' . It is measured by $L_{IT}(\theta)$, where θ is a model first trained on T (as θ_0) then transferred and trained on T' . $L(T \rightarrow T' \rightarrow T'')$ denotes the amount of new information gained from transferring the previous model again to a third task T'' . $L(T \rightarrow T' \rightarrow T)$ is the information gain when transferring the model back to the first task, i.e., it measures the information forgotten about task T after training on task T' . For example, ‘‘F’’ in Figure 5 means $L(T_V \rightarrow T_A \rightarrow T_V)$ and $L(T_A \rightarrow T_V \rightarrow T_A)$ respectively. The results are listed in Table 4.

Table 4: L_{IT} on subtasks of CIFAR-10, with different initial models.

Learn from scratch		Transfer learning		Transfer twice / Re-learning	
Task	L_{IT}	Task	L_{IT}	Task	L_{IT}
T_V	1.07	$T_V \rightarrow T_A$	1.45	$T_V \rightarrow T_A \rightarrow T_V$	0.48
T_A	2.18	$T_A \rightarrow T_V$	0.54	$T_A \rightarrow T_V \rightarrow T_A$	0.80
$T_{V/A}$	0.82	$T_V \rightarrow T_{full}$	2.23	$T_V \rightarrow T_A \rightarrow T_{V/A}$	0.40
T_{full}	3.53	$T_A \rightarrow T_{full}$	1.13	$T_A \rightarrow T_V \rightarrow T_{V/A}$	0.35
		$T_{V/A} \rightarrow T_{full}$	2.46	$T_V \rightarrow T_A \rightarrow T_{full}$	1.11
				$T_A \rightarrow T_V \rightarrow T_{full}$	1.34

The following relationships of L_{IT} are examined on the subtasks of CIFAR-10:

$$\begin{aligned}
 L(T_V) + L(T_V \rightarrow T_{full}) &\hat{=} L(T_{full}) \\
 L(T_A) + L(T_A \rightarrow T_{full}) &\hat{=} L(T_{full}) \\
 L(T_{V/A}) + L(T_{V/A} \rightarrow T_{full}) &\hat{=} L(T_{full}) \\
 L(T_V \rightarrow T_A) + L(T_V \rightarrow T_A \rightarrow T_{full}) - L(T_V \rightarrow T_A \rightarrow T_V) &\hat{=} L(T_V \rightarrow T_{full}) \\
 L(T_A \rightarrow T_V) + L(T_A \rightarrow T_V \rightarrow T_{full}) - L(T_A \rightarrow T_V \rightarrow T_A) &\hat{=} L(T_A \rightarrow T_{full}) \\
 L(T_V \rightarrow T_A \rightarrow T_{full}) - L(T_V \rightarrow T_A \rightarrow T_V) &\hat{=} L(T_V \rightarrow T_A \rightarrow T_{V/A}) \\
 L(T_A \rightarrow T_V \rightarrow T_{full}) - L(T_A \rightarrow T_V \rightarrow T_A) &\hat{=} L(T_A \rightarrow T_V \rightarrow T_{V/A})
 \end{aligned}$$

By $\hat{=}$ we mean the left-hand side approximates the right-hand side. The first three equations represent learning the task T_{full} can be separated into two stages: learn information from a subtask first, then learn the rest information. The next two equations similarly represent staged learning in three stages. The final two equations represent that the information gain from $\{T_V, T_A\}$ to T_{full} is exactly $T_{V/A}$.

C Transfer Learning

When training data for the target task is insufficient, it is also common to use a fixed representation, and only train the final classifier layer. Some additional performance results are listed in Table 5. The performance when only training the final layer has the similar trend as zero-shot performance. If the representation model has been trained on a similar task, performance is significantly better.

Table 5: More performance results in transfer learning experiments. *Fixed- rep* stands for fine-tuning the final classifier layer only.

CIFAR-10		Performance (Accuracy %)			
Model	Pretraining	Fixed- rep	Zero-shot	Few-shot(10^2)	Many-shot(10^4)
AlexNet	ImageNet	82.7	10.0	47.1	86.7
VGG11	ImageNet	83.5	10.0	48.7	87.9
ResNet-18	CIFAR-100	78.5	10.0	46.6	82.6
ResNet-18	de-CIFAR-10	80.6	70.8	71.9	84.6
ResNet-18	ImageNet	80.9	10.0	58.9	91.8
ResNet-18	ImageNet + de-CIFAR-10	92.6	86.6	87.9	93.3
ResNet-34	ImageNet	81.4	10.0	61.7	92.9
ResNeXt-50	ImageNet	83.3	10.0	62.5	93.1

MultiNLI		Performance (Accuracy %)			
Model	Pretraining	Fixed- rep	Zero-shot	Few-shot(10^3)	Many-shot($5 \cdot 10^4$)
BERT-base	Unsup.	42.4	33.3	50.9	76.4
BERT-base	Unsup. + SNLI	68.0	65.9	69.6	78.2
BERT-large	Unsup.	38.5	33.3	61.5	79.8
XLNet-large	Unsup.	48.0	33.3	76.9	84.7
RoBERTa-large	Unsup.	47.0	33.3	69.2	86.0
RoBERTa-large	Unsup. + SNLI	81.4	78.7	81.6	85.8

D Continual Learning

D.1 Task Settings

Image classification we split the Tiny-ImageNet² dataset into four subsets, each containing examples for 50 classes (500 examples for each class), as tasks 0-3. “Future” tasks is chosen to be the original Tiny-ImageNet (200-class joint classification).

Language modeling we first trained an LDA topic model [36] on the 1-billion-word-benchmark corpus, and identified 4 topics out of 20: *politics*, *economy*, *medicine*, and *movie*. For each topic we extracted 100,000 sentences as corpus (11MB of text) for the corresponding task. “Future” tasks is chosen to be the original 1-billion-word-benchmark corpus.

To examine the generalizable knowledge in models after continual learning, the future task is chosen to be a more general and more complex task, that not only include knowledge in subtasks but also possess a significant amount of new information.

D.2 Models and Methods

For our continual learning experiments, we use the “separate” design (Table 3) for dealing with final layers. For L2 and EWC, we optimized a single hyper-parameter: the regularization coefficient c , based on average performance. For IMM (weight-transfer) and IMM (l2-transfer), the weighting vector of tasks α is chosen to be a uniform weighting, as preliminary optimization of α did not yield improved results. The difficulty of optimizing α is also discussed in [33].

Single-task and multi-task training are used as baselines for comparison. L_{IA} in Table 2 are all relative to an empty model on the corresponding tasks. The performance on the “future” task is measured at 10000 training examples.

D.3 Additional Experiments and Discussion

Another way to inspect forgetting. In general continual learning settings, the model have no access to past datasets. However, if we are interested in examining the forgetting of representations, we can re-train only the final layer of the network on past tasks to see how it performs. The representation and

²<https://tiny-imagenet.herokuapp.com>

features of the network (all layers except the final layer) are kept frozen to the value after continual learning. The performance on Tiny-ImageNet task is reported in Table 6.

Table 6: Re-learn the final layers in continual learning. *Acc.(ft)* stands for model accuracy after re-learning the final layer.

Tiny-ImageNet										
Method	Task 0		Task 1		Task 2		Task 3		All past	
	Acc.	Acc.(ft)	Acc.	Acc.(ft)	Acc.	Acc.(ft)	Acc.	Acc.(ft)	Acc.	Acc.(ft)
plain	7.1	53.8	17.8	53.6	25.5	55.9	61.1	63.2	27.9	56.7
L2	44.2	58.4	38.2	52.7	37.8	50.2	45.6	50.6	41.5	53.0
EWC	47.9	60.4	43.5	53.6	41.6	51.6	44.8	50.3	44.5	54.0
IMM-mean (wt)	27.9	59.5	45.0	61.7	41.5	60.3	41.2	54.4	38.9	59.0
IMM-mode (wt)	12.1	59.1	25.2	61.5	27.3	59.8	21.7	53.1	21.6	58.4
IMM-mean (l2)	57.7	62.4	50.6	55.2	49.1	50.6	48.7	50.4	51.5	54.7
IMM-mode (l2)	57.4	62.9	52.2	55.4	49.6	50.8	47.9	49.9	51.8	54.7
Single-task	56.6		60.7		56.3		53.9		56.9	
Multi-task	62.8		63.6		61.1		61.1		62.2	

It is obvious that by only finetuning the final layer (which accounts for less than 2% of the total number of parameters in the network), the performance can be largely recovered. This indicates that the majority of the information is not forgotten by the network, just as discussed in Section 5.

Why shuffled-MNIST is not a good task for evaluating forgetting. Shuffled-MNIST is a commonly used task in evaluating continual learning algorithms [30, 31, 37]. In recent study [33], it is found that permutation based tasks (like shuffled-MNIST) fail to exhibit forgetting in models and therefore should not be used to evaluate forgetting. From an informational perspective, we can see why: Shuffled-MNIST introduce little new information compared to MNIST (Section 3.2). Because shuffled-MNIST is just MNIST with labels permuted, the majority of information is shared between the two tasks. The model simply does not have much to forget in transferring from MNIST to shuffled-MNIST, so all models exhibit little forgetting as in [33].

Raw coding curves. For language modeling on 1-billion-word-benchmark, we plot the prequential coding curve on each task in Figure 11-15.

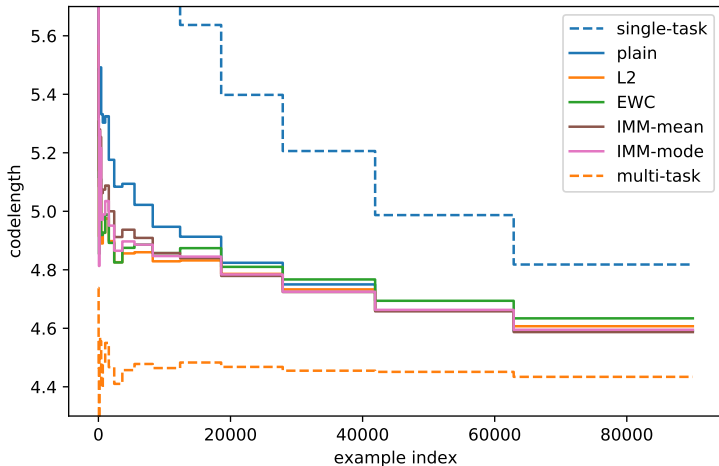


Figure 11: Coding curve on task 0

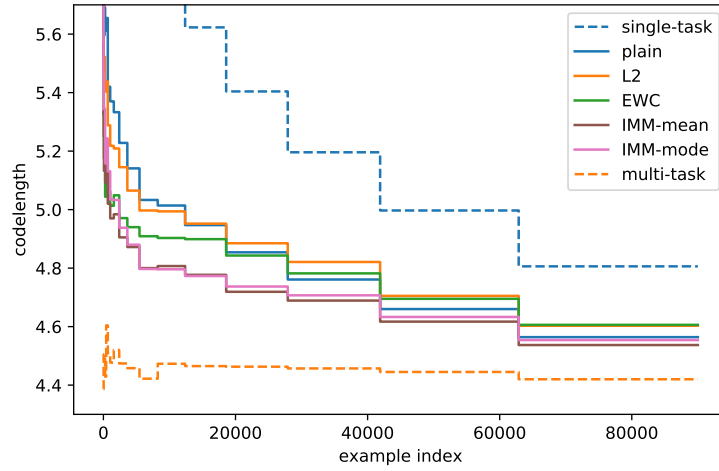


Figure 12: Coding curve on task 1

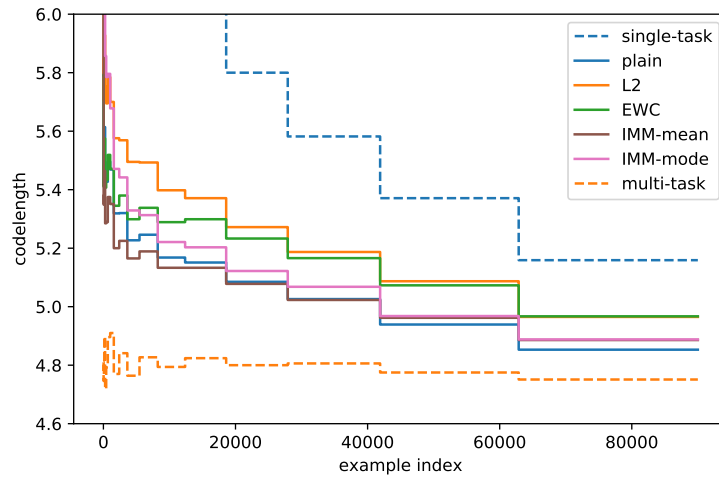


Figure 13: Coding curve on task 2

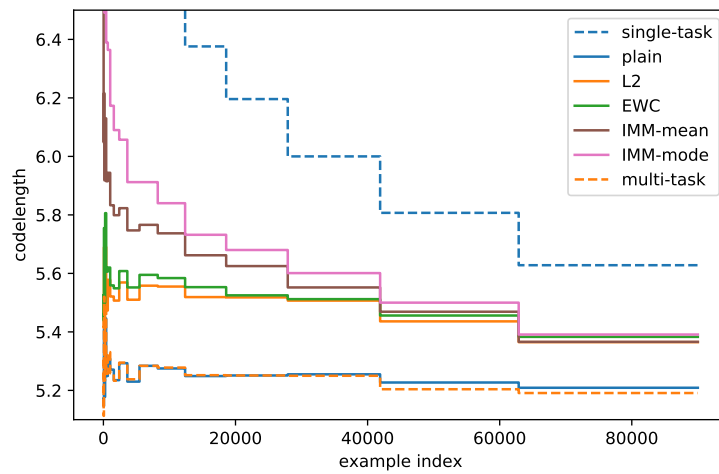


Figure 14: Coding curve on task 3

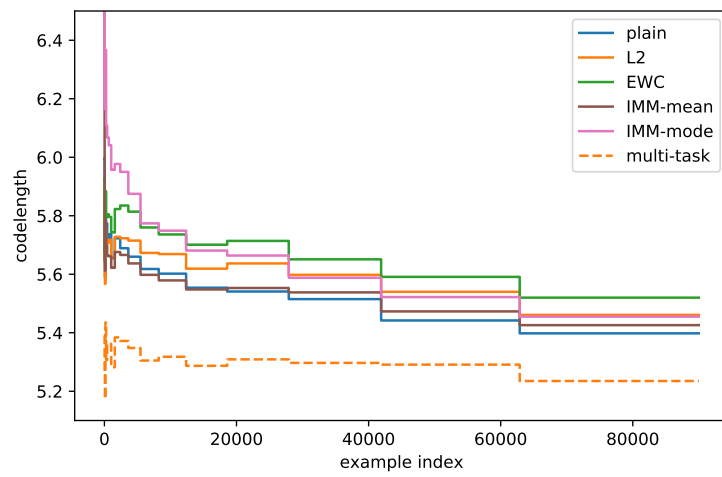


Figure 15: Coding curve on task “future”