

Motion induced by asymmetric excitation of the quantum vacuum

Jeferson Danilo L. Silva,^{1,*} Alessandra N. Braga,^{2,†} Andreson L. C. Rego,^{3,‡} and Danilo T. Alves^{4,§}

¹*Campus Salinópolis, Universidade Federal do Pará, 68721-000, Salinópolis, Brazil*

²*Instituto de Estudos Costeiros, Universidade Federal do Pará, 68600-000, Bragança, Brazil*

³*Instituto de Aplicação Fernando Rodrigues da Silveira,*

Universidade do Estado do Rio de Janeiro, 20261-232, Rio de Janeiro, Brazil

⁴*Faculdade de Física, Universidade Federal do Pará, 66075-110, Belém, Brazil*

(Dated: September 17, 2020)

During the last fifty-one years, the effect of excitation of the quantum vacuum field induced by its coupling with a moving object has been systematically studied. Here, we propose and investigate a somewhat inverted setting: an object, initially at rest, whose motion becomes induced by an excitation of the quantum vacuum caused by the object itself. In the present model, this excitation occurs asymmetrically on different sides of the object, by a variation in time of one of its internal characteristic parameters, which couple it with the quantum vacuum field.

I. INTRODUCTION

In 1969, Gerald T. Moore published in his PhD thesis the prediction that a mirror in movement can excite the quantum vacuum, generating photons [1]. This effect is nowadays known as the dynamical Casimir effect (DCE) and was investigated, during the 1970s, in other pioneering articles by DeWitt [2], Fulling and Davies [3, 4], Candelas and Deutsch [5], among others. Since then, many other authors have dedicated to investigate the DCE (some excellent reviews on the DCE can be found in Ref. [6–9]).

In his pioneering work, Moore remarked that “to practical experimental situations, the creation of photons from the zero-point energy is altogether negligible” [1]. In an attempt to overcome this difficulty, several ingenious proposals have been made aiming to observe the particle creation from vacuum by experiments based on the mechanical motion of a mirror [10–13], but this remains as a challenge [9]. However, the particle creation from the vacuum occurs, in general, when a quantized field is submitted to time-dependent boundary conditions, with moving mirrors being a particular case. Therefore, it is not necessary to move a mirror to generate real particles from the vacuum. Within this more general view, alternative ways to detect particle creation from vacuum were inspired in the ideas of Yablonovitch [14] and Lozovik *et al.* [15], which consist in exciting the vacuum field by means of time-dependent boundary conditions imposed to the field by a motionless mirror whose internal properties rapidly vary in time. In this context, Wilson *et al.* [16] observed experimentally the particle creation from vacuum, using a time-dependent magnetic flux applied in a coplanar waveguide (transmission line) with a superconducting quantum interference device (SQUID) at one of the extremities, changing the inductance of the SQUID, and thus yielding a time-dependent boundary condition [16]. Other experiments

have also been done [17–19], and other have been proposed [20–27].

When an object moves imposing changes in the vacuum field, the latter offers resistance, extracting kinetic energy from the object, which is converted into real particles. In this case, one can say that the net action of the vacuum is against the motion. Here, we propose and investigate a somewhat inverted situation: an object, initially at rest, whose motion becomes induced by an excitation of the quantum vacuum caused by the object itself. In other words, we are looking for a situation where the vacuum field acts in favor of the motion. With this in mind, we propose a model where an object imposes a change to the quantum field by the time variation of the internal properties of the object. Resisting to this change, the vacuum field extracts energy from the object, exciting the quantum field and converting the energy into real particles. A fundamental point of the model presented here is that, to get in motion, the object has to excite the quantum vacuum differently on each side, which requires that an asymmetry must be introduced in the object. Taking into account the same simplified one-dimensional model considered in the pioneering articles on the DCE [1–5], we consider the coupling of a static point object with a quantum real scalar field in (1+1)D via a $\delta - \delta'$ potential, which simulates a partially reflecting object with asymmetric scattering properties on each side [28, 29]. When the coupling parameters vary in time, this model simulates an object exciting asymmetrically the fluctuations of the quantum vacuum, which produces a non-null mean force acting on the object, so that it can get in motion. Then, instead of against, the vacuum acts in favor of the motion. But, not completely in favor, since, once in motion, a dynamical Casimir force acts on the object, so that part of its kinetic energy is extracted by the vacuum fluctuations and returns to the field.

II. THE INITIAL MODEL

We are interested in an object whose interaction with the field is described by an asymmetric scattering matrix, intending to excite asymmetrically the quantum vacuum fluctuations. The interaction between the object and the field described by a Dirac δ potential produces a (left-right) symmet-

* jdanilo@ufpa.br

† alessandrabg@ufpa.br

‡ andresonlcr@gmail.com

§ danilo@ufpa.br

ric scattering matrix [30, 31]. Therefore, to generate an asymmetry, we also consider the presence of an odd δ' term in the description of the interaction, so that our starting point is the following lagrangian for a real massless scalar field in (1+1)D:

$$\mathcal{L} = \mathcal{L}_0 - [\mu(t)\delta(x) + \lambda_0\delta'(x)]\phi^2(t, x), \quad (1)$$

where $\mathcal{L}_0 = [\partial_t\phi(t, x)]^2 - [\partial_x\phi(t, x)]^2$ is the lagrangian for the free field, and the real parameters λ_0 and μ , together with δ and δ' functions, describe the coupling between the quantum field and a static object located at the point $x = 0$. These coupling parameters are related to the internal properties of the object. The parameter μ is a prescribed function of time: $\mu(t) = \mu_0[1 + \epsilon f(t)]$, where $\mu_0 \geq 0$ is a constant, $f(t)$ is an arbitrary function such that $|f(t)| \leq 1$ and $\epsilon \ll 1$. In this way, the parameter μ is a perturbation in time around the value μ_0 . We consider that this time variation of the parameter μ occurs at the expense of the internal energy of the object, with null heat transfer between the object and the environment. As we discuss next, the point object described by this model is partially reflective, so that a modification in the parameter μ means a change in the transmission and reflection coefficients. Hereafter, we consider that $c = \hbar = 1$, tilde indicates the Fourier transform, and the subscript $+$ ($-$) indicates the right (left) side.

The field equation for this model is given by $(\partial_t^2 - \partial_x^2)\phi(t, x) + 2[\mu(t)\delta(x) + \lambda_0\delta'(x)]\phi(t, x) = 0$. It will be convenient to split the field as $\phi(t, x) = \Theta(x)\phi_+(t, x) + \Theta(-x)\phi_-(t, x)$, where $\Theta(x)$ is the Heaviside step function and ϕ_+ (ϕ_-) is the field for $x > 0$ ($x < 0$). The fields ϕ_+ and ϕ_- are the sum of two freely counterpropagating fields, namely $\phi_{+(-)}(t, x) = \varphi_{\text{out(in)}}(t - x) + \psi_{\text{in(out)}}(t + x)$, where the labels “in” and “out” indicate, respectively, the incoming and outgoing fields with respect to the object located at $x = 0$ (see Fig. 1.a). In terms of the Fourier transforms, we can write $\phi_{+(-)}(t, x) = \int \frac{d\omega}{2\pi} \tilde{\phi}_{+(-)}(\omega, x) e^{-i\omega t}$, where $\tilde{\phi}_{+(-)}(\omega, x) = \tilde{\varphi}_{\text{out(in)}}(\omega) e^{i\omega x} + \tilde{\psi}_{\text{in(out)}}(\omega) e^{-i\omega x}$. From the field equation, we get the matching conditions $\tilde{\phi}(\omega, 0^+) = [(1 + \lambda_0)/(1 - \lambda_0)]\tilde{\phi}(\omega, 0^-)$ and $\partial_x \tilde{\phi}(\omega, 0^+) = [(1 - \lambda_0)/(1 + \lambda_0)]\partial_x \tilde{\phi}(\omega, 0^-) + [2/(1 - \lambda_0^2)] \int \frac{d\omega'}{2\pi} \tilde{\mu}(\omega - \omega') \tilde{\phi}(\omega', 0^-)$. After an algebraic manipulation in these equations, we obtain the outgoing fields in terms to the incoming ones

$$\begin{aligned} \Phi_{\text{out}}(\omega) &= S_0(\omega)\Phi_{\text{in}}(\omega) + \int \frac{d\omega'}{2\pi} \delta S_1(\omega, \omega') \Phi_{\text{in}}(\omega') \\ &+ \int \frac{d\omega'}{2\pi} \int \frac{d\omega''}{2\pi} \delta S_2(\omega, \omega', \omega'') \Phi_{\text{in}}(\omega''), \end{aligned} \quad (2)$$

where

$$\Phi_{\text{out}}(\omega) = \begin{pmatrix} \tilde{\varphi}_{\text{out}}(\omega) \\ \tilde{\psi}_{\text{out}}(\omega) \end{pmatrix}, \quad \Phi_{\text{in}}(\omega) = \begin{pmatrix} \tilde{\varphi}_{\text{in}}(\omega) \\ \tilde{\psi}_{\text{in}}(\omega) \end{pmatrix}. \quad (3)$$

In Eq. (2), $S_0(\omega)$ is the 2×2 unitary scattering matrix described by only constant parameters, namely:

$$S_0(\omega) = \begin{pmatrix} s_+(\omega) & r_+(\omega) \\ r_-(\omega) & s_-(\omega) \end{pmatrix}, \quad (4)$$

where $s_{\pm}(\omega) = \omega(1 - \lambda_0^2)/[i\mu_0 + \omega(1 + \lambda_0^2)]$ and $r_{\pm}(\omega) = -(i\mu_0 \mp 2\omega\lambda_0)/[i\mu_0 + \omega(1 + \lambda_0^2)]$ are the transmission and reflection coefficients, respectively. Notice that $s_+(\omega) = s_-(\omega)$ and $r_+(\omega) \neq r_-(\omega)$, but the change $\lambda_0 \leftrightarrow -\lambda_0$ leads to $r_+(\omega) \leftrightarrow r_-(\omega)$, i.e. the object shifts its material properties from one side to the other. In addition, $S_0(\omega)$ is analytic for $\text{Im}\omega > 0$ (as required by causality [32, 33]) and real in the temporal domain. The terms $\delta S_1(\omega, \omega')$ and $\delta S_2(\omega, \omega', \omega'')$ are asymmetric matrices, which represent respectively the first-order and second-order corrections to the scattering matrix due to the time-dependence of the parameter μ via $f(t)$. They are given explicitly by $\delta S_1(\omega, \omega') = \epsilon\alpha(\omega, \omega')\mathbb{S}(\omega')$ and $\delta S_2(\omega, \omega', \omega'') = \epsilon^2\alpha(\omega, \omega')\alpha(\omega', \omega'')\mathbb{S}(\omega'')$, where $\alpha(\omega, \omega') = -i\mu_0 f(\omega - \omega')/[i\mu_0 + \omega(1 + \lambda_0^2)]$ and

$$\mathbb{S}(\omega) = \begin{pmatrix} s_+(\omega) & 1 + r_+(\omega) \\ 1 + r_-(\omega) & s_-(\omega) \end{pmatrix}. \quad (5)$$

Particularly, the limit $\mu_0 \rightarrow \infty$ leads to the case of a perfectly reflecting object [i.e. $s_{\pm}(\omega) \rightarrow 0$] imposing to the field the Dirichlet boundary condition in both sides. Equivalently, $r_{\pm}(\omega) \rightarrow -1$, which leads to $\delta S_1 \rightarrow 0$ and $\delta S_2 \rightarrow 0$ and, therefore, recovers the configuration of a perfectly reflecting object whose material properties do not vary in time. On the other hand, the limit $\lambda_0 \rightarrow 1$ ($\lambda_0 \rightarrow -1$) also leads to a perfectly reflecting object, but imposing to the field the Robin and Dirichlet (Dirichlet and Robin) boundary conditions at the left and right (right and left) sides of the object, respectively.

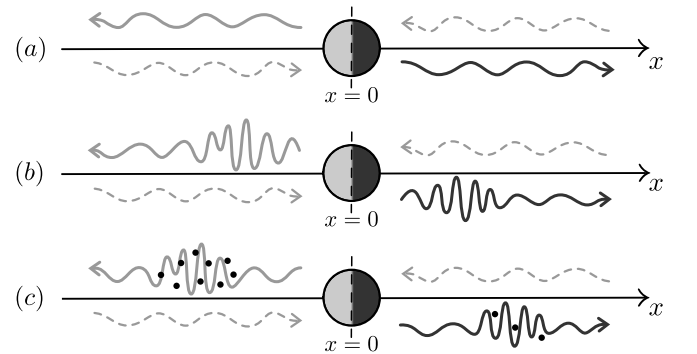


Figure 1. Illustration of the excitation of the quantum vacuum by an object fixed at $x = 0$, whose asymmetry in its scattering matrix is represented by its two faces in gray and black. The dashed wavy lines represent the unperturbed “in” fields $\varphi_{\text{in}}(t - x)$ (left) and $\psi_{\text{in}}(t + x)$ (right). (a) Object in the remote past ($t \rightarrow -\infty$), with $\mu(-\infty) = \mu_0$ (the “in” state of the problem). The solid-gray and solid-dark wavy lines represent the unperturbed “out” fields $\psi_{\text{out}}(t + x)$ (left) and $\varphi_{\text{in}}(t - x)$ (right), respectively. (b) Object at an instant t , with its parameter μ varying in time. The irregular parts of the solid-gray and of the solid-dark wavy lines represent the perturbed parts of the “out” fields $\psi_{\text{out}}(t + x)$ (left) and $\varphi_{\text{in}}(t - x)$ (right), respectively. (c) The object in the far future ($t \rightarrow +\infty$), with $\mu(+\infty) = \mu_0$ (the “out” state, when we calculate the number of created particles, which are represented by the dark points). Note that we have more particles produced in the left side.

III. SPECTRUM, ENERGY AND MOMENTUM

Let us consider the initial situation ($t \rightarrow -\infty$) when the object is static at $x = 0$, its internal characteristic parameters $[\lambda_0, \mu(-\infty) = \mu_0]$ are constant, and the state of the field is the quantum vacuum (see Fig. 1.a). At some time, the internal properties of the object start to vary $[\mu_0 \rightarrow \mu(t)]$, changing the boundary conditions imposed to the field, exciting the fluctuations of the quantum vacuum (see Fig. 1.b). The final situation ($t \rightarrow +\infty$) is when the object recovers its constant internal characteristic parameters $[\lambda_0, \mu(+\infty) = \mu_0]$, and real particles were created (see Fig. 1.c). The spectrum $n(\lambda_0, \omega)$ of created particles can be computed by $n(\lambda_0, \omega) = 2\omega \text{Tr} \langle 0_{\text{in}} | \Phi_{\text{out}}(-\omega) \Phi_{\text{out}}^T(\omega) | 0_{\text{in}} \rangle$ [33]. From Eq. (2), calculated at order up to $\mathcal{O}(\epsilon^2)$, we have that $n(\lambda_0, \omega) = n_+(\lambda_0, \omega) + n_-(\lambda_0, \omega)$, where

$$n_{\pm}(\lambda_0, \omega) = \frac{\epsilon^2}{2\pi^2} (1 \pm \lambda_0)^2 (1 + \lambda_0^2) \int_0^\infty d\omega' \eta(\lambda_0, \omega, \omega'), \quad (6)$$

where $\eta(\lambda_0, \omega, \omega') = \Upsilon(\lambda_0, \omega) \Upsilon(\lambda_0, \omega') |\tilde{f}(\omega + \omega')|^2$, with $\Upsilon(\lambda_0, \omega) = \mu_0 \omega / [\mu_0^2 + \omega^2 (1 + \lambda_0^2)^2]$.

From Eq. (6), we get $n_-(\lambda_0, \omega) = [(1 - \lambda_0)/(1 + \lambda_0)]^2 n_+(\lambda_0, \omega)$, which means that the spectrum for one side of the object differs from the other one by a frequency-independent global factor. For $\lambda_0 > 0$, $n_-(\lambda_0, \omega)$ is smaller than $n_+(\lambda_0, \omega)$ for all frequencies, and the opposite occurs for $\lambda_0 < 0$.

The total number of created particles is given by $\mathcal{N}(\lambda_0) = \int_0^\infty d\omega n(\lambda_0, \omega)$, and the number in each side of the object is $\mathcal{N}_{\pm}(\lambda_0) = \int_0^\infty d\omega n_{\pm}(\lambda_0, \omega)$, so that we can write $\mathcal{N}_-(\lambda_0) = [(1 - \lambda_0)/(1 + \lambda_0)]^2 \mathcal{N}_+(\lambda_0)$. Note that $\mathcal{N}(\lambda_0)$ is greater in the right side of the object if $\lambda_0 > 0$, and smaller if $\lambda_0 < 0$ (this latter case is illustrated in Fig. 1.c). Particularly, for the perfectly reflecting cases where $\lambda_0 = \pm 1$, we get $\mathcal{N}_-(1) = \mathcal{N}_+(-1) = 0$, so that the particles are created just in one side of the object.

The energy and momentum of the created particles in each side are given, respectively, by $\mathcal{E}_{\pm}(\lambda_0) = \int_0^\infty d\omega \omega n_{\pm}(\lambda_0, \omega)$ and $\mathcal{P}_{\pm}(\lambda_0) = \pm \int_0^\infty d\omega \omega n_{\pm}(\lambda_0, \omega)$. The total energy \mathcal{E} and momentum \mathcal{P} are $\mathcal{E}(\lambda_0) = \mathcal{E}_+(\lambda_0) + \mathcal{E}_-(\lambda_0)$ and $\mathcal{P}(\lambda_0) = \mathcal{P}_+(\lambda_0) + \mathcal{P}_-(\lambda_0)$. Specifically,

$$\mathcal{P}(\lambda_0) = \frac{2\epsilon^2}{\pi^2} \lambda_0 (1 + \lambda_0^2) \int_0^\infty d\omega \int_0^\infty d\omega' \omega \eta(\lambda_0, \omega, \omega'), \quad (7)$$

which is negative for $\lambda_0 < 0$ and positive for $\lambda_0 > 0$. Then, a static object, initially fixed at $x = 0$, having its internal properties varying in time, can excite asymmetrically the fluctuations of the quantum vacuum, generating into the field a net momentum $\mathcal{P}(\lambda_0) \neq 0$. For instance, for a perfectly reflecting case where $\lambda_0 = 1$ [$\lambda_0 = -1$], we obtain $\mathcal{P}_-(1) = 0$ [$\mathcal{P}_+(-1) = 0$], so that momentum is transferred to the field (by exciting it) just in one of the sides of the object. This net momentum implies in a net force acting on the object.

IV. FORCE ON THE STATIC OBJECT

Let us now obtain the expression for the force acting on the object at $x = 0$ due to the field fluctuations (see Fig. 1.b). The components of the energy-momentum tensor for a scalar field in $1 + 1$ dimensions are given, in terms of the counterpropagating fields φ and ψ , by: $T_{00} = T_{11} = [\varphi'(t-x)]^2 + [\psi'(t+x)]^2 \equiv E(t, x)$, and $T_{01} = T_{10} = [\varphi'(t-x)]^2 - [\psi'(t+x)]^2 \equiv P(t, x)$, where $E(t, x)$ and $P(t, x)$ are the energy and momentum densities respectively, and their mean values can be written as $\langle E_j(t, x) \rangle = \text{Tr}[\partial_t \partial_{t'} \langle \Phi_j(t, x) \Phi_j^T(t', x') \rangle]_{t=t'}$ and $\langle P_j(t, x) \rangle = \text{Tr}[\text{diag}(1, -1) \partial_t \partial_{t'} \langle \Phi_j(t, x) \Phi_j^T(t', x') \rangle]_{t=t'}$, where $j = \text{out, in}$, and $\text{Tr}[\dots]$ stands for the trace operation. The force acting on the object due to the field fluctuations can be found as the difference between the radiation pressure (the T_{11} component of the energy-momentum tensor), on the left and on the right sides of the object. Therefore, the force is given by $F_\mu(t) = \langle P_{\text{in}}(t, 0) - P_{\text{out}}(t, 0) \rangle$. This force can be written as

$$F_\mu(t) \approx F_\mu^{(1)}(t)\epsilon + F_\mu^{(2)}(t)\epsilon^2. \quad (8)$$

Taking the Fourier transform of Eq. (8) and considering Eq. (2), we obtain $\tilde{F}_\mu(\omega) \approx \tilde{F}_\mu^{(1)}(\omega)\epsilon + \tilde{F}_\mu^{(2)}(\omega)\epsilon^2$, where the mean value was taken considering a vacuum as the initial state of the field, the first-order term is $\tilde{F}_\mu^{(1)}(\omega) = \chi_1(\omega)\tilde{f}(\omega)$ where

$$\chi_1(\omega) = \frac{2\lambda_0\omega^2}{\pi\varrho^2(\lambda_0^2 + 1)} \left\{ \frac{\varrho + i}{\varrho + 2i} [2i \arctan \varrho - \ln(\varrho^2 + 1)] - i\varrho \right\},$$

and $\varrho = (\lambda_0^2 + 1)\omega/\mu_0$, the second-order term is $\tilde{F}_\mu^{(2)}(\omega) = \int d\omega' d\omega'' \chi_2(\omega, \omega', \omega'') \alpha(\omega', -\omega'') \alpha(\omega - \omega'', \omega')$ where

$$\chi_2(\omega, \omega', \omega'') = \lambda_0 [\omega''/2 - h(-\omega') \Theta(\omega'') \omega'^2 (1 + \lambda_0^2)] \times h(\omega'') (\omega - \omega'') \text{sgn}(\omega'') / \pi^2,$$

and we defined $h(\omega) = [i\mu_0 + \omega(1 + \lambda_0^2)]^{-1}$.

V. FREE TO MOVE

So far, the object was considered to be fixed at $x = 0$, as described by the langrangian (1). Now, let us consider that the object, initially ($t \rightarrow -\infty$) at rest at $x = 0$ (Fig. 2.a), is free to move (Fig. 2.b and 2.c). This freedom implies in an increase of the complexity of the problem. For instance, the boundary condition imposed to the field on the static object at $x = 0$, must now be replaced by a boundary condition considered in the instantaneous position of the moving object, observed from the point of view of an inertial frame where the object is instantaneously at rest (called tangential frame), and then be mapped into a boundary condition viewed by the laboratory system [29, 32, 34–36]. This means that the force $F_\mu(t)$ [Eq. (8)] needs to be replaced by a modified $F_{\mu q}(t, \dot{q}(t))$, which now can depend on the velocity of the object [for consistency, we consider that $F_{\mu q}(t, 0) = F_\mu(t)$]. Moreover, in addition to the force $F_{\mu q}(t, \dot{q}(t))$, the motion of

the object gives rise to an extra disturbance to the vacuum field, from which arises an additional (dynamical Casimir) force acting on the object. This force is here represented by $F_q(\partial_t^3 q(t), \partial_t^4 q(t), \dots)$, so that it acts on non-uniformly accelerating objects (see, for instance, Ref. [3, 37]). For consistency, we assume that, for a static object, $F_q(0, 0, \dots) = 0$. As an example, if one considers, for instance $\lambda_0 \rightarrow -1$, the object imposes to the field on the left side the Robin BC, and on right the Dirichlet BC. For this case, $F_q(\partial_t^3 q(t), \partial_t^4 q(t), \dots) \approx 1/(6\pi)\partial_t^3 q(t) - 1/(6\pi\mu_0)\partial_t^4 q(t)$ [32, 38]. In summary, free to move, two forces act on the object, a force $F_{\mu q}(t, \dot{q}(t))$ (related to the time-varying properties of the object), and the force $F_q(\partial_t^3 q(t), \partial_t^4 q(t), \dots)$ (related to the motion of the object).

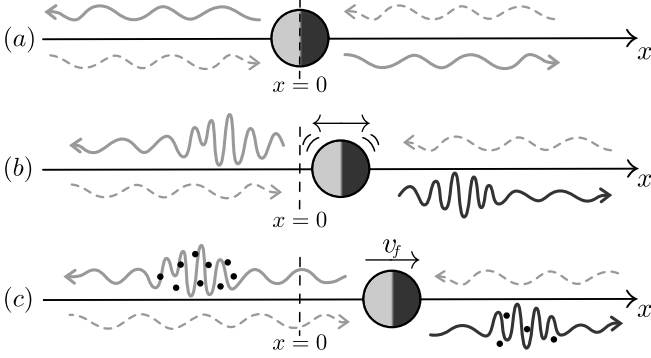


Figure 2. Illustration of an object, initially at rest (2.a) but free to move [(2.b) and (2.c)], whose motion becomes induced by an excitation of the quantum vacuum caused by the object itself. The object, characterized by an asymmetric scattering matrix, is represented by a circle with two faces in gray and black. The dashed wavy lines represent the unperturbed “in” fields $\varphi_{\text{in}}(t-x)$ (left) and $\psi_{\text{in}}(t+x)$ (right). (a) The object in the remote past ($t \rightarrow -\infty$), with $\mu(-\infty) = \mu_0$ (the “in” state of the problem). The solid-gray and solid-dark wavy lines represent the unperturbed “out” fields $\varphi_{\text{out}}(t+x)$ (left) and $\varphi_{\text{out}}(t-x)$ (right), respectively. (b) The object at an instant t , when the parameter μ is varying in time. The irregular parts of the solid-gray and of the solid-dark wavy lines represent the perturbed parts of the “out” fields $\psi_{\text{out}}(t+x)$ (left) and $\varphi_{\text{out}}(t-x)$ (right), respectively. Under this situation, the object is subjected to the force $F_{\mu q}^{(1)}(t, \dot{q}(t))\epsilon + F_{\mu q}^{(2)}(t, \dot{q}(t))\epsilon^2 + F_q(\partial_t^3 q(t), \partial_t^4 q(t), \dots)$ and gets in motion. (c) The object in the far future ($t \rightarrow +\infty$), with $\mu(+\infty) = \mu_0$ (the “out” state, when we calculate the number of created particles, which are represented by the dark points), moving with a final constant velocity v_f . Note that we have more particles produced in the left side, coinciding in this illustration with a larger flux of particle momentum.

From the energy conservation, and considering that the excitation of the quantum vacuum occurs at the expense of the energy of the object [so that its initial mass M_0 becomes time-dependent ($M_0 \rightarrow M_0^*(t)$)], we have $M_0^*(t) \approx M_0[1 - \mathcal{E}_{\text{field}}(t)/M_0]/[1 + \dot{q}(t)^2/2]$, where $\mathcal{E}_{\text{field}}(t)$ is the energy stored in the field, the velocities of the object are considered non-relativistic (we remember that we are considering $c = 1$). We consider, now, the approximations $\mathcal{E}_{\text{field}}(t)/M_0 \ll 1$, which means that the energy $\mathcal{E}_{\text{field}}(t)$ is negligible if compared with the initial energy of the object. We also consider the non-relativistic assumption $\dot{q}(t)^2 \ll 1$. Then we have $M_0^*(t) \approx M_0$.

Considering all forces acting on the object, we have the

equation of motion $F_{\mu q}(t, \dot{q}(t)) + F_q(\partial_t^3 q(t), \partial_t^4 q(t), \dots) \approx M_0 \ddot{q}(t)$. We also consider that, up to second order in ϵ , the force $F_{\mu q}(t, \dot{q}(t))$ can be written as $F_{\mu q}(t, \dot{q}(t)) \approx F_{\mu q}^{(1)}(t, \dot{q}(t))\epsilon + F_{\mu q}^{(2)}(t, \dot{q}(t))\epsilon^2$, which is an extension of Eq. (8), assuming $F_{\mu q}^{(1)}(t, 0) = F_{\mu}^{(1)}(t)$, and $F_{\mu q}^{(2)}(t, 0) = F_{\mu}^{(2)}(t)$. Then, we write the equation of motion as: $F_{\mu q}^{(1)}(t, \dot{q}(t))\epsilon + F_{\mu q}^{(2)}(t, \dot{q}(t))\epsilon^2 + F_q(\partial_t^3 q(t), \partial_t^4 q(t), \dots) \approx M_0 \ddot{q}(t)$. Now, one can use two of the degrees of freedom of the model, namely the value of ϵ and the initial mass M_0 , to simplify the problem. For instance, let us consider the changes $\epsilon \rightarrow 10^p \epsilon$, and $M_0 \rightarrow 10^{2p} M_0$ (with $p > 0$) to build a new situation for which the equation of motion is $F_{\mu q}^{(1)}(t, \dot{q}(t))\epsilon/10^p + F_{\mu q}^{(2)}(t, \dot{q}(t))\epsilon^2 + F_q(\partial_t^3 q(t), \partial_t^4 q(t), \dots)/10^{2p} \approx M_0 \ddot{q}(t)$. Increasing the value of p , we can inhibit the effect of the first and third terms in the last equation, so that we can set up a situation where these terms can be neglected in comparison with the second one, resulting in the approximate equation of motion $F_{\mu q}^{(2)}(t, \dot{q}(t))\epsilon^2 \approx M_0 \ddot{q}(t)$. In other words, for a suitable choice of the initial mass M_0 , the force $F_{\mu q}^{(2)}(t, \dot{q}(t))$ defines effectively the trajectory of the object. Following with the simplification of the problem, keep increasing the mass M_0 one can produce smaller accelerations, so that the velocities of the object are of such magnitude that the boundary condition imposed by the object on the field, considered by the tangential frame, after mapped into the boundary condition viewed by the laboratory system, can be approximately given by $F_{\mu q}^{(2)}(t, \dot{q}(t)) \approx F_{\mu q}^{(2)}(t, 0) = F_{\mu}^{(2)}(t)$. With this approximation, we have the equation of motion given by $F_{\mu}^{(2)}(t)\epsilon^2 \approx M_0 \ddot{q}(t)$. Integrating in time, $\int_{-\infty}^{+\infty} F_{\mu}^{(2)}(t)dt$, using the mentioned formula shown for $\tilde{F}_{\mu}^{(2)}(\omega)$, the property $\eta(\lambda_0, -\omega, -\omega') = \eta(\lambda_0, \omega, \omega') = \eta(\lambda_0, \omega', \omega)$, and also considering that $\dot{q}(-\infty) = 0$, after some calculations we get

$$v_f = -\mathcal{P}(\lambda_0)/M_0, \quad (9)$$

where $v_f = \dot{q}(+\infty)$ is the asymptotic final velocity. Note that $-\mathcal{P}(\lambda_0)$ is the opposite of the net momentum transferred from the object to the field [see Eq. (7)], so that the momentum transferred to the object, caused by the action of the force $F_{\mu}^{(2)}(t)\epsilon^2$, is directly correlated with the particle creation process. This situation is illustrated in Figs. 2.c and 3.a.

Let us give attention to another situation. The values of ϵ and p can be chosen in such way that the term related to $F_{\mu q}^{(1)}(t, \dot{q}(t))$ becomes dominant in relation to $F_{\mu q}^{(2)}(t, \dot{q}(t))\epsilon^2$. We consider [as done in a similar way for $F_{\mu q}^{(2)}(t, \dot{q}(t))\epsilon^2$] the approximation $F_{\mu q}^{(1)}(t, \dot{q}(t)) \approx F_{\mu q}^{(1)}(t, 0) = F_{\mu}^{(1)}(t)$. It can be shown that $\int_{-\infty}^{+\infty} F_{\mu}^{(1)}(t)dt = 0$, which means that, although this force makes the position of the object vary in time, the total net momentum transferred to the object is null. This situation is illustrated in Fig. 3.b.

Another situation can be obtained by manipulating the values of ϵ and p in such way that $F_{\mu}^{(1)}(t)\epsilon$ and $F_{\mu}^{(2)}(t)\epsilon^2$ have similar magnitudes. The presence $F_{\mu}^{(1)}(t)\epsilon$ disturbs the trajectory but does not change the final velocity v_f obtained if only $F_{\mu}^{(2)}(t)\epsilon^2$ was considered. This case is illustrated in Fig. 3.c.

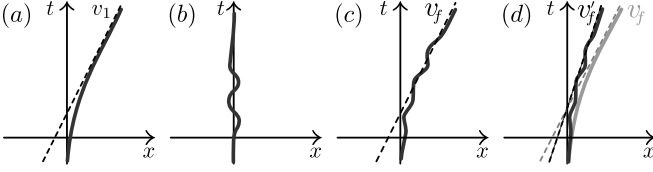


Figure 3. Trajectories $q(t)$ (continuous lines) of an object initially ($t \rightarrow -\infty$) at rest, but free to move. (a) Illustration of $q(t)$ when just the term $F_\mu^{(2)}(t)\epsilon^2$ is considered. The asymptotic final velocity v_f is indicated by the dashed line. (b) Illustration of $q(t)$ when only the term $F_\mu^{(1)}(t)\epsilon$ is taken into account. The null contribution of this force to the asymptotic final velocity of the object is indicated by the vertical inclination of the curve $q(t)$ for $t = +\infty$. (c) Illustration of $q(t)$ when the sum $F_\mu^{(1)}(t)\epsilon + F_\mu^{(2)}(t)\epsilon^2$ is considered. The trajectory is drawn by introducing deformations on the curve shown in the case (a), but maintaining the same final asymptotic final velocity v_f . (d) Situation when all terms are considered: $F_\mu^{(1)}(t)\epsilon + F_\mu^{(2)}(t)\epsilon^2 + F_q(\partial_t^3 q(t), \partial_t^4 q(t), \dots)$. The net dissipation of the kinetic energy by $F_q(\partial_t^3 q(t), \partial_t^4 q(t), \dots)$, is indicated by the asymptotic velocity v'_f (with $|v'_f| < |v_f|$). For comparison purposes, the figure also shows, in gray lines, the situation described in (c), when $F_q(\partial_t^3 q(t), \partial_t^4 q(t), \dots)$ was neglected.

Finally, we can set up the values of ϵ and p so that we have to consider all terms, $F_\mu^{(1)}(t)\epsilon$, $F_\mu^{(2)}(t)\epsilon^2$ and $F_q(\partial_t^3 q(t), \partial_t^4 q(t), \dots)$. One can see that $\int_{-\infty}^{+\infty} F_q(\partial_t^3 q(t), \partial_t^4 q(t), \dots) \dot{q}(t) dt < 0$, so that its net action is to dissipate energy of the object. This leads to a final velocity v'_f with a smaller magnitude if compared with the velocity v_f obtained if only $F_\mu^{(1)}(t)\epsilon + F_\mu^{(2)}(t)\epsilon^2$ was considered ($|v'_f| < |v_f|$). This situation is illustrated in Fig. 3.d.

VI. SUMMARY OF THE RESULTS AND FINAL REMARKS

In the model proposed here, a static object, isolated from everything and just interacting with the quantum vacuum, gets in motion by exciting the vacuum. Then, the net action of the

vacuum field is in favor of the motion, instead of against, as it occurs in the usual dynamical Casimir effect.

This motion requires a time variation of an internal parameter of the object $[\mu(t)]$, coupling it with the quantum vacuum field. Resisting to this change, the vacuum field extracts energy from the object, converting this energy into real particles. The motion also requires an asymmetrical vacuum excitation on each side, which can be achieved by an interaction field-object described by an asymmetric scattering matrix.

The mean force acting on the object due to $\mu(t)$ can be divided in two parts, the forces $F_\mu^{(1)}(t)\epsilon$ and $F_\mu^{(2)}(t)\epsilon^2$. These forces only exist (are non-null) owing to the asymmetry of the object, which means that the asymmetry is fundamental to the rise of these quantum forces. This can be viewed in the present model by setting $\lambda_0 = 0$, which implies in a non-null symmetric particle creation in both sides of the object, but null net momentum and mean forces.

The part of the force related to $F_\mu^{(1)}(t)$ is a manifestation of the disturbed vacuum field in order ϵ , and the correspondent force can remove the object from rest, but gives no contribution to the net momentum. On the other hand, the term related to $F_\mu^{(2)}(t)$ is a manifestation of the disturbed vacuum field in order ϵ^2 , and is a direct consequence of the momentum transfer to the object by the created particles.

The forces, $F_\mu^{(1)}(t)\epsilon$ and $F_\mu^{(2)}(t)\epsilon^2$, described in the present paper, are quantum forces emerged from the asymmetry and time-varying internal properties. In conjunction with the dynamical Casimir force $F_q(\partial_t^3 q(t), \partial_t^4 q(t), \dots)$, these 3 forces define, in the approximation considered here, the trajectory of the object. Finally, the object, starting from the rest, gets a non-null asymptotic final velocity, so that, exciting the vacuum, it moves.

VII. ACKNOWLEDGMENTS

D.T.A. thanks the hospitality of the Centro de Física, Universidade do Minho, Braga, Portugal.

-
- [1] G. T. Moore, Quantum theory of the electromagnetic field in a variable-length one-dimensional cavity, *J. Math. Phys. (N.Y.)* **11**, 2679 (1970).
 - [2] B. S. DeWitt, Quantum field theory in curved spacetime, *Phys. Rep.* **19**, 295 (1975).
 - [3] S. A. Fulling and P. C. W. Davies, Radiation from a moving mirror in two dimensional space-time: conformal anomaly, *Proc. R. Soc. A* **348**, 393 (1976).
 - [4] P. C. W. Davies and S. A. Fulling, Radiation from moving mirrors and from black holes, *Proc. R. Soc. A* **356**, 237 (1977).
 - [5] P. Candelas and D. Deutsch, On the vacuum stress induced by uniform acceleration or supporting the ether, *Proc. R. Soc. A* **354**, 79 (1977).
 - [6] V. V. Dodonov, Dynamical Casimir effect: Some theoretical aspects, *J. Phys. Conf. Ser.* **161**, 012027 (2009).
 - [7] V. V. Dodonov, Current status of the dynamical Casimir effect, *Phys. Scr.* **82**, 038105 (2010).
 - [8] D. A. R. Dalvit, P. A. M. Neto, and F. D. Mazzitelli, Fluctuations, dissipation and the dynamical casimir effect (Springer-Verlag Berlin Heidelberg, 2011) Chap. 13, pp. 419–457, edited by D. A. R. Dalvit, P. Milonni, D. Roberts, and F. da Rosa.
 - [9] V. Dodonov, Fifty years of the dynamical Casimir effect, *Physics* **2**, 67 (2020).
 - [10] W.-J. Kim, J. H. Brownell, and R. Onofrio, Detectability of Dissipative Motion in Quantum Vacuum via Superradiance, *Phys. Rev. Lett.* **96**, 200402 (2006).
 - [11] M. Sanz, W. Wieczorek, S. Gröblacher, and E. Solano, Electromechanical Casimir effect, *Quantum* **2**, 91 (2018).
 - [12] W. Qin, V. Macrì, A. Miranowicz, S. Savasta, and F. Nori, Emission of photon pairs by mechanical stimulation of the squeezed

- vacuum, *Phys. Rev. A* **100**, 062501 (2019).
- [13] S. Butera and I. Carusotto, Mechanical backreaction effect of the dynamical Casimir emission, *Phys. Rev. A* **99**, 053815 (2019).
 - [14] E. Yablonovitch, Accelerating reference frame for electromagnetic waves in a rapidly growing plasma: Unruh-davies-fulling-dewitt radiation and the nonadiabatic casimir effect, *Phys. Rev. Lett.* **62**, 1742 (1989).
 - [15] Y. E. Lozovik, T. V. G., and E. A. Vinogradov, Femtosecond parametric excitation of electromagnetic field in a cavity, *Pis'ma Zh. Éksp. Teor. Fiz.* **61**, 711 (1995).
 - [16] C. M. Wilson, G. Johansson, A. Pourkabirian, M. Simoen, J. R. Johansson, T. Duty, F. Nori, and P. Delsing, Observation of the dynamical Casimir effect in a superconducting circuit, *Nature (London)* **479**, 376 (2011).
 - [17] P. Lähteenmäki, G. S. Paraoanu, J. Hassel, and P. J. Hakonen, Dynamical Casimir effect in a Josephson metamaterial, *Proc. Natl. Acad. Sci. U.S.A.* **110**, 4234 (2013).
 - [18] S. Vezzoli, A. Mussot, N. Westerberg, A. Kudlinski, H. Dinparasti Saleh, A. Prain, F. Biancalana, E. Lantz, and D. Faccio, Optical analogue of the dynamical casimir effect in a dispersion-oscillating fibre, *Communications Physics* **2**, 84 (2019).
 - [19] B. H. Schneider, A. Bengtsson, I. M. Svensson, T. Aref, G. Johansson, J. Bylander, and P. Delsing, Observation of broadband entanglement in microwave radiation from a single time-varying boundary condition, *Phys. Rev. Lett.* **124**, 140503 (2020).
 - [20] C. Braggio, G. Bressi, G. Carugno, C. Del Noce, G. Galeazzi, A. Lombardi, A. Palmieri, G. Ruoso, and D. Zanello, A novel experimental approach for the detection of the dynamical Casimir effect, *Europhys. Lett.* **70**, 754 (2005).
 - [21] A. Agnesi, C. Braggio, G. Bressi, G. Carugno, G. Galeazzi, F. Pirzio, G. Reali, G. Ruoso, and D. Zanello, MIR status report: an experiment for the measurement of the dynamical Casimir effect, *J. Phys. A* **41**, 164024 (2008).
 - [22] A. Agnesi, C. Braggio, G. Bressi, G. Carugno, F. D. Valle, G. Galeazzi, G. Messineo, F. Pirzio, G. Reali, G. Ruoso, D. Scarpa, and D. Zanello, MIR: An experiment for the measurement of the dynamical Casimir effect, *J. Phys. Conf. Ser.* **161**, 012028 (2009).
 - [23] F. X. Dezael and A. Lambrecht, Analogue Casimir radiation using an optical parametric oscillator, *Europhys. Lett.* **89**, 14001 (2010).
 - [24] T. Kawakubo and K. Yamamoto, Photon creation in a resonant cavity with a nonstationary plasma mirror and its detection with Rydberg atoms, *Phys. Rev. A* **83**, 013819 (2011).
 - [25] D. Faccio and I. Carusotto, Dynamical Casimir effect in optically modulated cavities, *Europhys. Lett.* **96**, 24006 (2011).
 - [26] W. Naylor, Towards particle creation in a microwave cylindrical cavity, *Phys. Rev. A* **86**, 023842 (2012).
 - [27] W. Naylor, Vacuum-excited surface plasmon polaritons, *Phys. Rev. A* **91**, 053804 (2015).
 - [28] J. M. Muñoz Castañeda and J. Mateos Guilarte, $\delta - \delta'$ generalized Robin boundary conditions and quantum vacuum fluctuations, *Phys. Rev. D* **91**, 025028 (2015).
 - [29] J. D. L. Silva, A. N. Braga, and D. T. Alves, Dynamical Casimir effect with $\delta - \delta'$ mirrors, *Phys. Rev. D* **94**, 105009 (2016).
 - [30] G. Barton and A. Calogeracos, On the quantum electrodynamics of a dispersive mirror.: I. Mass shifts, radiation, and radiative reaction, *Ann. Phys. (N.Y.)* **238**, 227 (1995).
 - [31] A. Calogeracos and G. Barton, On the quantum electrodynamics of a dispersive mirror.: II. The boundary condition and the applied force via Dirac's theory of constraints, *Ann. Phys. (N.Y.)* **238**, 268 (1995).
 - [32] M.-T. Jaekel and S. Reynaud, Fluctuations and dissipation for a mirror in vacuum, *Quantum Opt.* **4**, 39 (1992).
 - [33] A. Lambrecht, M.-T. Jaekel, and S. Reynaud, Motion induced radiation from a vibrating cavity, *Phys. Rev. Lett.* **77**, 615 (1996).
 - [34] P. A. M. Neto, Vacuum radiation pressure on moving mirrors, *Journal of Physics A: Mathematical and General* **27**, 2167 (1994).
 - [35] A. L. C. Rego, B. W. Mintz, C. Farina, and D. T. Alves, Inhibition of the dynamical Casimir effect with Robin boundary conditions, *Phys. Rev. D* **87**, 045024 (2013).
 - [36] J. D. L. Silva, A. N. Braga, A. L. C. Rego, and D. T. Alves, Interference phenomena in the dynamical Casimir effect for a single mirror with Robin conditions, *Phys. Rev. D* **92**, 025040 (2015).
 - [37] L. H. Ford and A. Vilenkin, Quantum radiation by moving mirrors, *Phys. Rev. D* **25**, 2569 (1982).
 - [38] B. Mintz, C. Farina, P. A. Maia Neto, and R. B. Rodrigues, Casimir forces for moving boundaries with Robin conditions, *J. Phys. A* **39**, 6559 (2006).