

EfficientNet-eLite: Extremely Lightweight and Efficient CNN Models for Edge Devices by Network Candidate Search

Ching-Chen Wang, Ching-Te Chiu, Jheng-Yi Chang
Department of Computer Science, National Tsing Hua University.

jason01200120@gapp.nthu.edu.tw, chiusms@cs.nthu.edu.tw, s108064529@m108.nthu.edu.tw

Abstract

Embedding Convolutional Neural Network (CNN) into edge devices for inference is a very challenging task because such lightweight hardware is not born to handle this heavyweight software, which is the common overhead from the modern state-of-the-art CNN models. In this paper, targeting at reducing the overhead with trading the accuracy as less as possible, we propose a novel of Network Candidate Search (NCS), an alternative way to study the trade-off between the resource usage and the performance through grouping concepts and elimination tournament. Besides, NCS can also be generalized across any neural network. In our experiment, we collect candidate CNN models from EfficientNet-B0 to be scaled down in varied way through width, depth, input resolution and compound scaling down, applying NCS to research the scaling-down trade-off. Meanwhile, a family of extremely lightweight EfficientNet is obtained, called EfficientNet-eLite.

For further embracing the CNN edge application with Application-Specific Integrated Circuit (ASIC), we adjust the architectures of EfficientNet-eLite to build the more hardware-friendly version, EfficientNet-HF. Evaluation on ImageNet dataset, both proposed EfficientNet-eLite and EfficientNet-HF present better parameter usage and accuracy than the previous start-of-the-art CNNs. Particularly, the smallest member of EfficientNet-eLite is more lightweight than the best and smallest existing MnasNet with 1.46x less parameters and 0.56% higher accuracy. Code is available at <https://github.com/Ching-Chen-Wang/EfficientNet-eLite>

1. Introduction

In recent decade, Convolutional Neural Network (CNN) presents the remarkable achievement on vision task such as action recognition [26], object detection [37][8], image segmentation [5] and so on [35][7][17]. However, the CNN-based application is still uncommon nowadays, which we

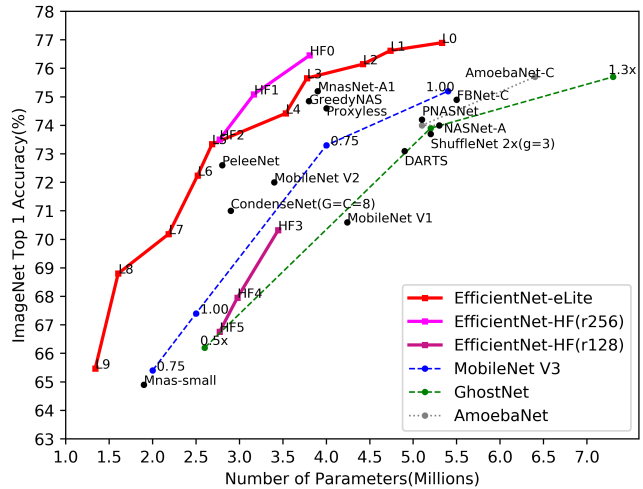


Figure 1. The performance of model size and Top-1 accuracy on ImageNet [6]. The proposed CNN family, EfficientNet-eLite, is more lightweight than the other state-of-the-art models with higher accuracy on ImageNet dataset. Particularly, the smallest member of EfficientNet-eLite is more lightweight than the best and smallest existing MnasNet with 1.46x less parameters and 0.56% higher accuracy. As for the two versions of hardware-friendly models, r128 and r256 denote the input resolution 128x128 and 256x256 respectively. More details about performance are provided in Table 5.

attribute the reasons to the hardware limitation and the software complexity. The former one is that the application is strictly limited by the hardware condition. Enough RAM to save the heavy parameters and powerful computational ability to perform tons of operations are both necessary requirement of the CNN-based application. Besides, portability and some physical limitations are also preventing its development. On the other hand, the modern outperformed CNN models are always featured with the intensive computation and parameters. Although the mobile-size CNN models are proposed recently [12] [25] [11], the CNN models are not lightweight enough for some edge devices such as low-power IoT (Internet of things) devices or wearable

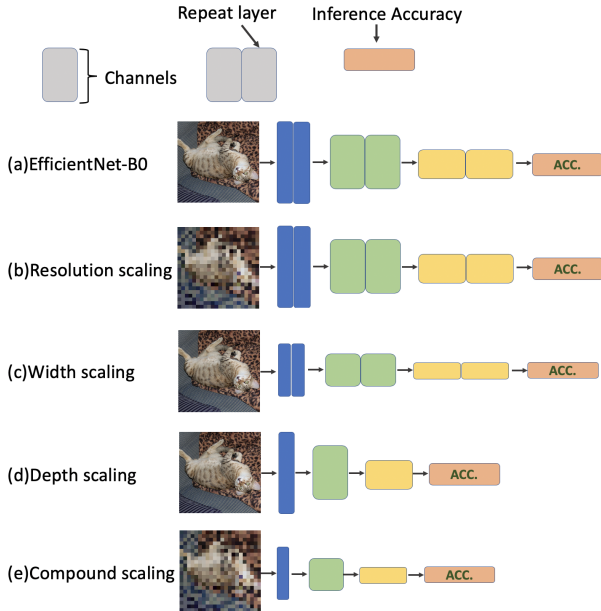


Figure 2. We make EfficientNet more lightweight by scaling down EfficientNet-B0 (a) through Resolution (b), Width (c), Depth (d) and Compound (e).

device such as smart glasses, watches and so on.

The CNN accelerators appear to bridge the gap between the CNN applications and the edge devices [13] [32]. Nevertheless, apart from designing CNN on general-purpose hardware, the design space of CNN models on accelerator is sacrificed by some degrees of freedom and strictly restricted by the hardware specification. To be more specific, all types of operation in CNN should be fully compatible according to the instruction set architecture (ISA). In addition to the compatibility, the performance of ASIC is another important design principle such as chip area, energy efficiency, utilization and so on. In [13], the state-of-the-art methods are highlighted for the co-design concepts of the software and the hardware, to build not only accurate but also hardware-friendly CNN structure.

In this study, the modern outperformed CNN models, EfficientNets [31], are selected as our backbone structure. We target at building more lightweight version and adjusting toward a more hardware-friendly structure. First of all, we apply EfficientNet-B0 (Baseline model) to be **scaled down** among channels, depths, input resolution as a technique of model compression, along with the compound scaling method and the constant ratio proposed by [31], shown in the Figure 2. The thinner EfficientNets are collected into candidate pool and used for studying the trade-off by proposed Network Candidate Search (NCS). Although compound scaling up with fixed scaling coefficients is systematically analyzed in [31], the **scaling down** principle is not

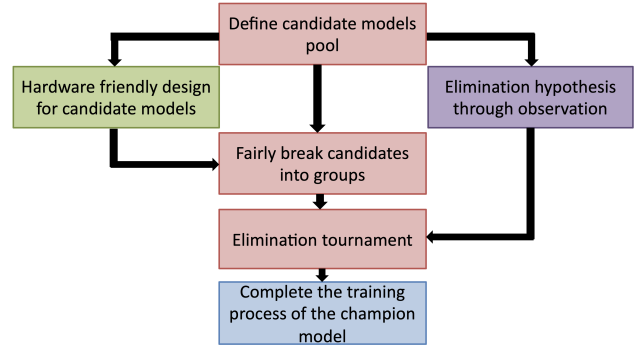


Figure 3. The overview of proposed Network Candidate Search.

well understand. We believe that those three dimensions may possibly not keep the scaling relationship of constant ratio. Our study indicates that input information plays more significant role than channels and depths when a model is scaled down.

The Figure 3 provides the overview of NCS, which is composed of two major concepts, grouping and elimination tournament respectively. The former is trying to investigate the question: what is the CNN's shape (i.e. the ratio or relationship of width, depth and input resolution) that can achieve better accuracy. The basic idea is that candidates (CNN models) with similar parameter usage and Flops are fairly divided into group for comparing. By doing so, the outperformed models inside the group have the relatively better shape and the worthy scaling-down trade-off. The latter is to mitigate the training cost under an affordable GPU hours. Only the potential models in each group survive and the others gradually eliminate as a method to stop the training for releasing the burden of GPU. As for determining the potential models, we adopt using average accuracy as criteria, coming from observing the relationship between learning performance and final accuracy. Finally the champion of the elimination tournament in each group is obtained, called EfficientNet-eLite (Extremely lightweight EfficientNet), which presents better parameter usage and accuracy than the previous state-of-the-art CNNs. Particularly, our EfficientNet-eLite 9 outperforms MnasNet with 1.46x less parameters and 0.56% higher accuracy on ImageNet.

Secondly, to go further alleviating the difficulty of the CNN inference on the edge, we provide the hardware-friendly CNN models as candidates for NCS by considering design concepts of Application-Specific Integrated Circuit (ASIC). Finally, we obtain a family of relatively outperformed models, called EfficientNet-HF (Hardware-friendly EfficientNet), realizing CNN models could be not only accurate but also hardware-friendly for ASIC.

The rest of this paper is organized as follows. Section 2 presents the related works, including scaling methods that

we apply for model compression and our baseline model EfficientNet [31] as well as some hardware-friendly designs for CNN. Section 3 discusses the proposed Network Candidate Search in detail. Proposed family of Hardware-friendly EfficientNet is introduced in Section 4. Experimental results and conclusion are depicted in Section 5 and Section 6 respectively.

2. Related Work

2.1. Model scaling

Model scaling has been a very popular method for expanding the scale of CNN models to pursue the better accuracy. The early CNN, LeNet-5 for recognizing handwriting digits, has only 7 layers and thousands of trainable parameters. With the progress of the Graphics Processing Unit (GPU), CNN has evolved to solve the more complicated problems by going bigger and bigger. AlexNet [18], the deeper network with 8 layers, is the widely known breakthrough in 2012 ImageNet Large Scale Visual Recognition Challenge (ILSVRC) competition with about sixty millions parameters. VGG16 [27], 16 layers and regular architecture, propose a consecutive stack of two 3x3 convolution layers to replace a single 5x5 convolution layer, which makes its structure more deeper. ResNet [10] family wins the 2015 ImageNet challenge. The vanishing gradient problem has been dealt with by ResNet to achieve 152 layers architecture.

We categorize the common ways to adjust the model size into 4 segments, which are introduced respectively as following.

Depth scaling : It is widely believed that deeper network should achieve better performance [10] [15] [28] [29]. Once the vanishing gradient problem is dealt the network depth can be deeper and gain the accuracy by tuning the repeat time of the basic building blocks. For example, by modifying the repetition of residual blocks, ResNet can be scaled up to 152 layers or scaled down to only 18 layers.

Width scaling : Several state of the arts commonly apply width scaling [12] [25]. The intuition is that wider network has more filters to memorize the input patterns. Besides, wider network has the tendency of making the training easier [39].

Resolution scaling : Higher resolution can provide more detail information for CNN models to tell apart from the difference between the very similar input. Therefore, the accuracy can be improved. Beginning from input size 224 x 224, Inception-V4 applies 299 x 299 as input size. A larger input size, 480 x 480, is used in [16].

Compound scaling : With the CNN scaled up to reach the hardware limit, researchers are devoting to finding the more efficient way of scaling. To be more specific, how the additional hardware resource should be effectively assigned

Table 1. Family of EfficientNet by scaling up.

EfficientNet	B0	B1	B2	B3	B4	...
ϕ (Available resource)	0	-	1	2	3	...
Depth	D	$1.1 \cdot D$	$1.2 \cdot D$	$1.2^2 \cdot D$	$1.2^3 \cdot D$	$d \cdot D$
Width	W	W	$1.1 \cdot W$	$1.1^2 \cdot W$	$1.1^3 \cdot W$	$w \cdot W$
Resolution	R	$1.07 \cdot R$	$1.15 \cdot R$	$1.15^2 \cdot R$	$1.15^3 \cdot R$	$r \cdot R$
Parameters	5.3M	7.8M	9.2M	12M	19M	...
Flops	0.39B	0.70B	1.0B	1.8B	4.2B	...

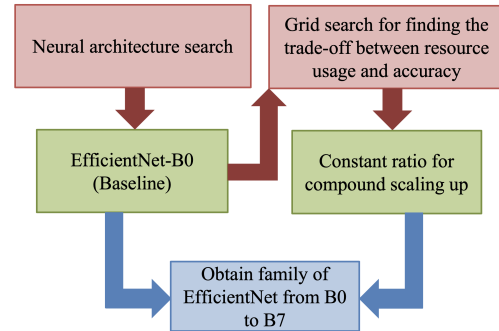


Figure 4. The overview of EfficientNet.

into the scaling dimension becomes an important question. That is to say, the scaling trade-off becomes an active research targeting how to gain accuracy with less resource cost. EfficientNet[31] authors conduct series of experiment to find out the observation that scaling through single dimension will quick saturate the accuracy gain and that compound scaling through three dimensions of depth, width and input resolution will achieve better performance.

2.2. EfficientNet

The Figure 4 illustrates the overview of building up family of EfficientNet and we divide the state-of-the-art EfficientNet into two parts to discuss.

Neural Architecture Search : Neural Architecture Search (NAS) is a technique based on reinforcement learning to automatically build up CNN models. The conventional CNN structure is made in hand-crafted manner, which has lots of architectural possibilities and significantly relies on human’s expertise. NAS mitigates the efforts of trial and error on constructing CNN networks and modern CNN models designed by automated approaches tends to outperform the manually designed one [30].

Grid Search : The goal of grid search is to find out a strategy to effectively assign available hardware resources into depth d , width w and input resolution r for expanding CNN models. In this case, the authors assume twice more resources available, denoting $\phi = 1$. Candidate scaling coefficients of depth α , width β , and resolution γ to determine how to allocate those resources. There are lots of combinations of α , β and γ . After the grid search, the authors find the best value for EfficientNet-B0 are $\alpha = 1.2$, $\beta = 1.1$ and $\gamma = 1.15$. The EfficientNet family, shown in Table 1, can be obtained by d , w and r according to the amount of

Table 2. The structure of the original and the scaled-down EfficientNet.

Stage s	Operator	Resolution (Baseline)	Resolution (Scaled down)	Channels (Baseline)	Channels (Scaled down)	Repeat (Baseline)	Repeat (Scaled down)	Scaled down results of repeat time of operator				
		$H_s \times W_s$	$H_s r_k \times W_s r_k$	C_s	$C_s \times w_i$	R_s	$R_s \times d_j$	$d_1 = 1.0$	$d_x = 0.9 \text{ or } 0.8$	$d_2 = 0.7$	$d_3 = 0.6$	$d_4 = 0.5$
1	Conv3x3	224×224	$224r_k \times 224r_k$	32	$32 \times w_i$	1	$1 \times d_j$	1	1	1	1	1
2	MBC1, 3x3	112×112	$112r_k \times 112r_k$	16	$16 \times w_i$	1	$1 \times d_j$	1	1	1	1	1
3	MBC6, 3x3	112×112	$112r_k \times 112r_k$	24	$24 \times w_i$	2	$2 \times d_j$	2	2	2	2	1
4	MBC6, 5x5	56×56	$56r_k \times 56r_k$	40	$40 \times w_i$	2	$2 \times d_j$	2	2	2	2	1
5	MBC6, 3x3	28×28	$28r_k \times 28r_k$	80	$80 \times w_i$	3	$3 \times d_j$	3	3	3	2	2
6	MBC6, 5x5	14×14	$14r_k \times 14r_k$	112	$112 \times w_i$	3	$3 \times d_j$	3	3	3	2	2
7	MBC6, 5x5	14×14	$14r_k \times 14r_k$	192	$192 \times w_i$	4	$4 \times d_j$	4	4	3	2	2
8	MBC6, 3x3	7×7	$7r_k \times 7r_k$	320	$320 \times w_i$	1	$1 \times d_j$	1	1	1	1	1
9	AVG, FC	7×7	$7r_k \times 7r_k$	1280	$1280 \times w_i$	1	$1 \times d_j$	1	1	1	1	1

available resources ϕ .

2.3. Hardware-friendly designs for CNN models

There are several hardware-friendly designs for CNN models. For compressing toward small size of model by using low precision data format, quantization and dynamic fixed-point representation are manipulated in [13] [22] [23]. Even binary precision is adopted in [1]. As for abolishing the redundant parameter, pruning and value decomposition are commonly used methodology. On the other hand, reducing the computational overhead is another type of hardware friendly principle. Depth-wise separable convolution is introduced in MobileNet [12], known as impressively decrease of operation. Hardware friendly activation functions [2][4] alleviate the challenge of fixed point arithmetic.

Hardware-friendly CNN structure : Under general purpose hardware, the modern CNNs are optimized for parameter usage and Flops. As for the dedicated CNN accelerator, a regular and modularized architecture is considered as hardware-friendly design. Taking the state-of-the-art embedded CNN in [32] as example, we realize that the structure is hardware-friendly for ASIC design regarded from channels and size of feature map in each layer. From the perspective of channels, the whole CNN is built upon based on 3x3 convolution with 32 channels input to 32 channels output. Therefore, the accelerator can have high utilization performance when process element (PE) is designed for performing the parallel 32 channels operations. For size of feature map to be power of two, the tiling technique and data partitioning are more easily to apply when the SRAM is not enough, thus to access the DRAM. Besides, the operation of division (average pooling) can be done by shifting rather than the hardware division unit.

3. Network Candidate Search

The core concept of NCS is searching for outperformed models over the candidate models which consume the similar hardware cost. In this section, we start from defining candidates with EfficientNet-B0 [31] to be scaled down in varied way. Secondly, the similar candidates are grouped together for comparing. Thirdly, we introduce the criteria for

elimination. Lastly, the algorithm of NCS is summarized.

3.1. Candidate of CNN models

The baseline CNN model is broken down into nine stages with relative operators [30], listed in the Table 2. Channels C_s , Resolution $H_s \times W_s$ and Depth (sum of Repeat R_s) are denoted as the baseline specification with relative stage s . We preserve all types of operation inside the Operator, focusing on scaling down channels w_i , depth d_j and input resolution r_k such that $0 < w_i, d_j, r_k \leq 1$, making the scaled down model more lightweight with Channels $C_s \times w_i$, Resolution $H_s r_k \times W_s r_k$ and Repeat $R_s \times d_j$.

We define a candidate pool CP as a set, and each element in the pool symbolizes a CNN model, which is determined by various combination of scaling coefficients w_i, d_j, r_k . Values i, j, k denote as index representing the magnitude of scaling.

$$CP: \{Model(w_i, d_j, r_k) | \forall i, j, k \in \mathbb{N} \text{ and } 0 < w_i, d_j, r_k \leq 1\} \quad (1)$$

Define Scaling coefficient from depth : We find that depth coefficient is easier to determine than width and input resolution because repeat time has fewer possibilities. For example, original input resolution is 224×224 . The resolution to be scaled down could be $223 \times 223, 222 \times 222 \dots$ and so on. Channel coefficients have lots of choices for the same reason. However, depth coefficients have just few cases, which we can start defining from. The right side of Table 2 illustrates the scaled down results of depth. In Table 2, d_x means the "don't care". Because after the ceiling function of repeat time, applying the coefficients 0.9 and 0.8 will result the same depth as $d_1 = 1.0$. Thus, we define $d_2 = 0.7$ and d_3, d_4, \dots, d_j according to Equation 2.

$$\begin{aligned} d_1 &= 1.0 \text{ if } j = 1, \\ d_j &= d_{j-1} - 0.1x, \exists x \in \mathbb{N}, \\ \text{s.t. } \sum_{s=1}^9 \text{ceiling}(R_s \cdot d_{j-1}) &> \sum_{s=1}^9 \text{ceiling}(R_s \cdot d_j) \text{ if } j > 1 \end{aligned} \quad (2)$$

Define width and resolution coefficients : EfficientNet [31] scales up model from B0 to B7 by a set of constant

Table 3. Coefficients for scaling down EfficientNet.

d_j	d_1	d_2	d_3	d_4	d_j
Coefficient	1.0	0.7	0.6	0.5	...
Total operators	t_1	t_2	t_3	t_4	t_u
	18	17	15	12	...
w_i	w_1	w_2	w_3	w_4	w_i
Coefficient	1.0	0.8666	0.701	0.514	...
r_k	r_1	r_2	r_3	r_4	r_k
Coefficient	1.0	0.905	0.766	0.587	...
Input resolution	224	203	172	132	...

ratio ($w = 1.1, d = 1.2_j, r = 1.15$), which is obtained by the grid search under the predefined resource budget. We already have the depth coefficients d_j . The idea is that we can use this set of constant ratio to scale down, calculating corresponding w_i, r_k with the depth coefficients with Equation 3. Note that we use total amount of operators t_u instead of d_j because t_u is more representative for the depth coefficient in EfficientNet [31] and that we only consider i, u, k less or equal than 4 due to the GPU resource limitation.

Instead of directly using the compound scaling coefficients (i.e. $\text{Model}(w_2, d_2, r_2)$, $\text{Model}(w_3, d_3, r_3)$ or $\text{Model}(w_4, d_4, r_4)$), the flexibility is considered by collecting all the combination of w_i, d_j, r_k into candidate pool. By this way, we can investigate the shape of CNN (i.e. the ratio or relationship of width, depth and input resolution) through the different scaled-down strategies, studying the scaled-down trade-off along with the proposed grouping method, introduced in the following section.

$$\Delta w = \frac{w_{i+1}}{w_i}, \Delta d = \frac{t_{u+1}}{t_u}, \Delta r = \frac{r_{k+1}}{r_k} \quad (3)$$

$$\Delta w : \Delta d : \Delta r = 1.1 : 1.2 : 1.15$$

3.2. Grouping method

The core idea of grouping method is to research the different shapes of CNN under the similar kinds of resource consumption, which specifies as parameter usage and Flops of a CNN model. Namely, CNN models with similar parameter usage and Flops are gathered in the same group so that the outperformed one in the group can be considered as the relatively good shape of the CNN. Besides, the combination of scaling coefficients from width, depth and input resolution are the comparatively better strategy for scaling down.

For fairly comparing the different shapes of CNN in candidate pool, we keep the factors, which may affect the performance of CNN, the same as much as possible, including the training environment such as batch size, learning rate, data augmentation policy, optimization algorithm and so on. As for hardware resource usage, it is difficult to have candidates with the exactly same parameter usage and Flops. Additionally, those two measurements are not in the same scope, making it more challenge to fairly group the candidates. The statistic values are provided as follow.

For each model in candidate pool, the mean of parameter usage is $\bar{X}_{Para} = 3.1$ million but the mean of Flops is $\bar{X}_{Flops} = 153.4$ million. As for the dispersion of the candidate pool, standard deviation of parameter usage is $\sigma_{Para} = 1.2$ million and the flops is $\sigma_{Para} = 90.8$ million.

As a result, we propose a grouping method based on statistic distribution of both parameter usage and Flops. The benefit is that the statistic distribution is not affected by the scale. The Z-score value is calculated from each model in candidate pool. The Z-score is the offset of how many standard deviations from the mean the data is, denoting in Equation 4. Hence, with this offset, the larger Z-score value represents the relatively heavy resource cost and vice versa. The parameter usage and Flops are standardized to the same scale so that we can adopt Z_{sum} as standard to classify the candidate models into groups.

$$Z_{Para} = \frac{X_{Para} - \bar{X}_{Para}}{\sigma_{Para}},$$

$$Z_{Flops} = \frac{X_{Flops} - \bar{X}_{Flops}}{\sigma_{Flops}}, \quad (4)$$

$$Z_{sum} = Z_{Para} + Z_{Flops}$$

3.3. Criteria for elimination

Expensive searching cost is a common issue of the searching-based approaches. It is impractical to finish the training process of all candidate models. Therefore, several searching-based state-of-the-art methods apply the elimination strategy to alleviate the searching cost. The state-of-the-art MnasNet[30] adopts the accuracy of fifth epoch to eliminate candidates during searching over 8,000 models. Other state-of-the-art methods, PNAS[20] applies the accuracy of 20th epoch and AmoebaNet[24] uses the accuracy of 25th epoch to speculate whether the candidate is the outperformed CNN model.

In this section, our goal is to find out the criteria to seek up potential models with the acceptable searching cost. Instinctively, the outperformed model should show its talent during the early training phase. Therefore, with few epochs of training, the outperformed model can be distinguished with higher accuracy in the early training phase. However, in our study, we realize that the candidates in each group have the closing accuracy during the early training phase, which may lead to mistakenly eliminate the promising model due to the unexpected result of specific epoch. As a result, we propose using averaging accuracy, which is counted the accuracy from the start to the current epoch, as criteria for elimination.

The thought is coming from the observation of the learning performance. First of all, we begin with k models, which have similar hardware resource usage. Due to GPU limitation, we set k=4 and the parameter usage and Flops are listed in the table 4. We are targeting at finding the clues

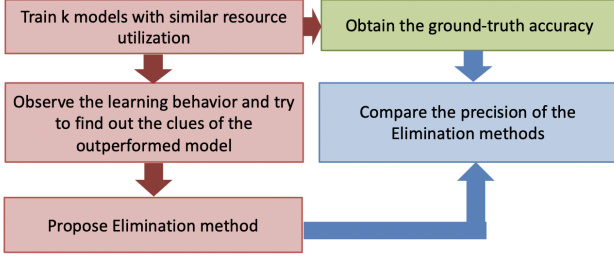


Figure 5. Steps to make up the hypothesis.

Table 4. Candidate models for observation.

Candidate	Parameter usage(M)	Flops(M)	Top-1 Accuracy on ImageNet (350 th epoch)	Ranking
C1	3.7	296	75.65	4
C2	3.8	384	76.45	2
C3	4.4	314	76.14	3
C4	4.7	362	76.62	1

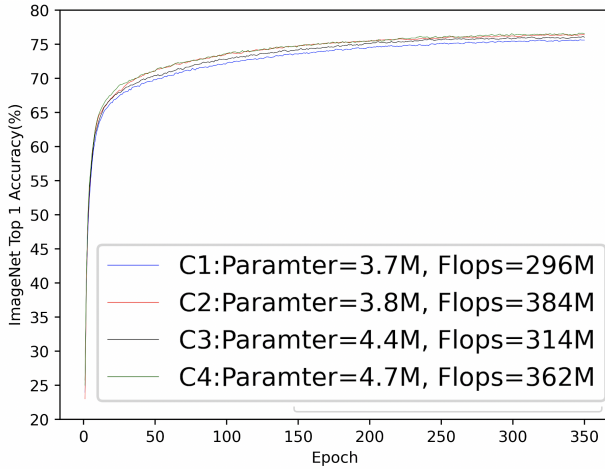


Figure 6. Accuracy curves for observation.

to know the ranking early (i.e. few training cost) rather than waiting until the final epoch. For example, in the table 4, we hope to stop training C1 and C3 as early as we can, because C2 and C4 are the relatively outperformed models inside this group.

Observation : The accuracy curves are crossing. (Before 50th epoch, C2 and C3 have closing accuracy. C2 and C4 have crossing accuracy curve.)

Hypothesis : Average accuracy is more representable for the final performance

By the observation, we find that performance of the specific epoch is sometimes not representable of the final performance. As a result, we suggest that average accuracy is a better criteria for predicting outperformed model than using accuracy of specific epoch. There are two kinds of phenomenon of the accuracy curve. The first one is that the accuracy curve from a candidate is always higher than the

other candidate’s accuracy curve. Both methods of average and specific work perfectly to predict the outperformed CNN model. The other case is that the accuracy curve is crossing. The average method is possibly more accurate than the specific approach. Besides, the benefits of average performance is that the criteria is not arbitrary to the accuracy of specific epoch.

We evaluate the intuition by applying the criteria into the training results among the candidates. We divide 350 epochs as 35 rounds and 10 epochs per round as unit for observation. For each round, we observe the relative performance of candidate models, measuring how the extend of the criteria matches the final performance. That is to say, whether the average accuracy or the specific accuracy can better reflect the final ranking. In equation 5, $Acc_{spe}^{C_m}(i)$ stands for specific accuracy of i^{th} epoch on candidate C_m . $Rank_{spe}^k(r)$ denotes an ascending order sequence sorted by the accuracy of specific epoch (Round r) of candidate model. Mat_{spe} is for measuring how matching the criteria is for predicting the final ranking.

$$\begin{aligned}
 Rank_{spe}(r) &= (C_1, C_2, C_3, C_4) \text{ if } Acc_{spe}^{C_1}(10r) > \dots > Acc_{spe}^{C_4}(10r) \\
 Rank_{spe}(35) &= (C_1, C_3, C_2, C_4) \\
 P_{spe} &= \frac{\sum_{r=1}^{35} Rank_{spe}(r)}{35} == Rank_{spe}(35) \\
 P_{spe} &= \frac{22}{35} \approx 63\%
 \end{aligned} \tag{5}$$

In equation 6, $Rank_{avg}(r)$ denotes an ascending order sequence but sorted by the average accuracy from first epoch to the current epoch $10r$. Using average accuracy is 94% matching the result.

$$\begin{aligned}
 Acc_{avg}^{C_m}(1, k) &= \frac{\sum_{i=1}^k Acc_{spe}^{C_m}(i)}{k} \\
 Rank_{avg}(r) &= (C_1, C_2, C_3, C_4), \\
 \text{if } Acc_{avg}^{C_1}(1, 10r) &> \dots > Acc_{avg}^{C_4}(1, 10r) \\
 P_{avg} &= \frac{\sum_{r=1}^{35} Rank_{avg}(r)}{35} == Rank_{spe}(35) \\
 P_{avg} &= \frac{33}{35} \approx 94\%
 \end{aligned} \tag{6}$$

By the observation, the elimination criteria is based on sorted average accuracy, which is calculated from the first epoch to the current epoch. Comparing to the method from specific accuracy, searching cost remains the same except

for the average operation and maintaining the history of the accuracy. Therefore, we adopt the average accuracy as elimination criteria.

3.4. Steps of algorithm of Network Candidate Search

- STEP 1: Candidate initialization
 - STEP 1.1: Defining candidate models
 - STEP 1.2: Sorting candidates by resource usage
 - STEP 1.3 : Dividing candidate into groups
- STEP 2: Training a round r of all survived candidates (We use e=10 epochs as a round)
- STEP 3: Eliminating models
 - STEP 3.1: Calculating the average accuracy
 - STEP 3.2: Sorting average accuracy as ascending order
 - STEP 3.3 : Eliminating half of the candidates with the sorted average accuracy per group
- STEP 4: Repeat 2 and 3 until finish the training and one candidate remains in the group respectively

4. Hardware friendly EfficientNet

In this section, applying the same scaling coefficients in Table 3, we consider hardware friendly designs into the scaled-down models. Meanwhile, the hardware-friendly candidate pool can be determined, using NCS, which features for generalizing for any kind or any type of neural network, to select the outperformed models. The hardware-friendly designs can be categorized by channels and input resolution.

4.1. Adjustment for input resolution

Two kinds of input resolution are provided, 256×256 and 128×128 . The size of feature map for each operator becomes the power of two number, which is benefits for the data partitioning problem. Besides, the operation of division (average pooling) can be done by shifting rather than the hardware division unit.

4.2. Compound channels rounding

The basic idea is to make each channels to be power of two as well as to avoid distorting the model structure as much as possible. Denote the original channels C_s on the stage s. Channel by rounding up C_s^{RU} is defined as $2^{\lceil \log_2 C_s \rceil}$. Channel by rounding down C_s^{RD} is defined as $2^{\lfloor \log_2 C_s \rfloor}$. Compound rounding C_s^{CR} , defined in Equation 7, is combined rounding up and down for less adjustment of channels because we want to keep the original shape of EfficientNet [31].

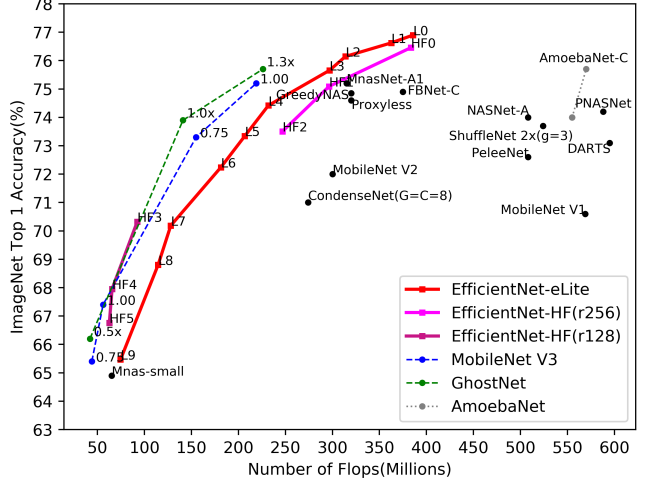


Figure 7. The performance of Flops and Top-1 accuracy on ImageNet.

$$C_s^{CR} = \begin{cases} C_s^{RU} & , \text{ if } C_s^{RU} - C_s < C_s - C_s^{RD} \\ C_s^{RD} & , \text{ else} \end{cases} \quad (7)$$

5. Experimental Results

5.1. Implementation environment

Our experiment is conducted using NVIDIA 2080Ti and i7-9700K CPU with Pytorch implementation. The training parameter settings are as follow, which is fundamentally following EfficientNet[31] except for some GPU equipment limitation. We adopt the batch size to be 100 and the training epoch to be 350. The Optimization is based on RMSProp. The Data augmentation policy is adopted from [19].

5.2. Results from each group

The champion model of each group is represented as a member of EfficientNet-eLite and EfficientNet-HF and we give the larger id for the more lightweight member. We find that the winner of each group has the resolution coefficient either r_1 or r_2 . Because we group CNN models by similar parameter usage and Flops, we realize that models with higher input information tend to outperform others under the similar resource usage condition when models are scaled down.

5.3. State-of-the-art models on ImageNet

Figure 1 shows the model size with the ImageNet Top-1 accuracy. Under the same accuracy, our proposed models are smaller than the other state of the arts. From the vertical perspective for same parameter usage, our proposed models have higher Top-1 accuracy on ImageNet than the other

Table 5. Comparison between state-of-the-art models and EfficientNet-eLite and EfficientNet-HF performance on ImageNet. The models with closing Top-1 accuracy on ImageNet are blocked together and organized as ascending order. Note that we define searching cost on ImageNet dataset counting from the start to eliminate until only one candidate survives per group.

State-of-the-art models	Publication	Parameters(M)	Flops(M)	Top1 ACC.(%)	Searching cost (GPU hours)
Mnas-small [30]	CVPR 2019	1.9	65.1	64.9	40,000
MobileNet V3 small 0.75[11]	ICCV2019	2	44	65.4	Manual
<i>Model</i> (w_4, d_4, r_1)(eLite9)	-	1.34	74.56	65.46	80
GhostNet 0.5× [9]	CVPR2020	2.6	42	66.2	Manual
EfficientNet-HF5	-	2.77	62.66	66.76	70
MobileNet V3 small 1.0[11]	ICCV2019	2.5	56	67.4	Manual
EfficientNet-HF4	-	2.98	65.55	67.95	40
<i>Model</i> (w_4, d_2, r_1)(eLite8)	-	1.6	114.52	68.8	100
<i>Model</i> (w_3, d_4, r_2)(eLite7)	-	2.18	127.99	70.18	90
EfficientNet-HF3	-	3.44	92.29	70.32	40
MobileNet[12]	CVPR2017	4.24	569	70.6	Manual
CondenseNet (G=C=8)[14]	CVPR2018	2.9	274	71	Manual
MobileNet V2[25]	CVPR2018	3.4	300	72	Manual
<i>Model</i> (w_3, d_3, r_1)(eLite6)	-	2.52	181.32	72.23	100
ECA-Net[33]	CVPR2020	3.4	319	72.56	Manual
PeleeNet[34]	NeurIPS2018	2.8	508	72.6	Manual
DARTS[21]	ICLR2019	4.9	595	73.1	288
MobileNet V3 Large 0.75[11]	ICCV2019	4	155	73.3	Manual
<i>Model</i> (w_3, d_2, r_1)(eLite5)	-	2.68	206.72	73.33	110
EfficientNet-HF2	-	2.77	246.86	73.51	100
ShuffleNet 2× (g=3) [40]	CVPR2017	5.2	524	73.7	Manual
GhostNet 1.0× [9]	CVPR2020	5.2	141	73.9	Manual
NASNet-A[41]	CVPR2018	5.3	508	74	48,000
AmoebaNet-B (N = 3, F = 62) [24]	AAAI2019	5.3	555	74	75,600
PNASNet[20]	ECCV2018	5.1	588	74.2	3,600
GreedyNAS (latency≤ 80ms) [38]	CVPR2020	4.1	324	74.39	-
<i>Model</i> (w_2, d_3, r_1)(eLite4)	-	3.17	231.88	74.41	110
AmoebaNet-A (N = 4, F = 50) [24]	AAAI2019	5.1	555	74.5	75,600
Proxyless [3]	ICLR2019	4	320	74.6	200
GreedyNAS (FLOPs≤ 322M) [38]	CVPR2020	3.8	320	74.85	-
FBNet-C [36]	CVPR2019	5.5	375	74.9	216
EfficientNet-HF1	-	3.17	296.37	75.08	100
MnasNet-A1[30]	CVPR2019	3.9	315	75.2	40,000
MobileNet V3 Large 1.0[11]	ICCV2019	5.4	219	74.9	Manual
<i>Model</i> (w_2, d_2, r_1)(eLite3)	-	3.78	296.88	75.65	130
AmoebaNet-C (N = 4, F = 50) [24]	AAAI2019	6.4	570	75.7	75,600
GhostNet 1.3× [9]	CVPR2020	7.3	226	75.7	Manual
<i>Model</i> (w_1, d_3, r_1)(eLite2)	-	4.42	313.86	76.14	150
EfficientNet-HF0	-	3.81	383.49	76.46	100
<i>Model</i> (w_1, d_2, r_1)(eLite1)	-	4.74	362.62	76.62	-
<i>Model</i> (w_1, d_1, r_1)(eLite0)	-	5.33	385.81	76.89	-
EfficientNet-B0 [31]	ICML2019	5.3	390	77.3	-

state of the arts. Figure 7 shows the Flops with the ImageNet Top-1 accuracy. Our proposed models outperform the most of the state of the arts with fewer floating point operation and higher accuracy.

6. Conclusion

A family of extremely lightweight CNN models for edge devices is proposed. Particularly, EfficientNet-eLite 9 is more lightweight than the best and smallest existing model Mnas-small[30]. We study the trade-off between hardware resource and accuracy by a novel of Network Candidate Search, which candidates are determined by scaling down

EfficientNet. We find that scaling down width and depth tends to have less accuracy drop than reducing the input information. Besides, grouping and elimination concept are introduced for effectively selecting the potential structure and reducing searching cost at the same time. We propose using average accuracy to speculate the potential CNN models. To push the state-of-the-art CNN embedded for edge application, we also propose hardware-friendly CNN models by using the same methodology of NCS along with hardware-friendly adjustments. Finally, both of the families of models outperform the state-of-the-art CNN models with less parameter usage and higher accuracy on ImageNet.

References

- [1] R. Andri, L. Cavigelli, D. Rossi, and L. Benini. Yodann: An architecture for ultralow power binary-weight cnn acceleration. *IEEE Transactions on Computer-Aided Design of Integrated Circuits and Systems*, 37(1):48–60, 2018.
- [2] R. Avenash. and P. Viswanath. Semantic segmentation of satellite images using a modified cnn with hard-swish activation function. In *Proceedings of the 14th International Joint Conference on Computer Vision, Imaging and Computer Graphics Theory and Applications - Volume 4 VISAPP: VISAPP*, pages 413–420. INSTICC, SciTePress, 2019.
- [3] Han Cai, Ligeng Zhu, and Song Han. ProxylessNAS: Direct neural architecture search on target task and hardware. In *International Conference on Learning Representations*, 2019.
- [4] Matthieu Courbariaux, Yoshua Bengio, and Jean-Pierre David. Binaryconnect: Training deep neural networks with binary weights during propagations. In C. Cortes, N. D. Lawrence, D. D. Lee, M. Sugiyama, and R. Garnett, editors, *Advances in Neural Information Processing Systems 28*, pages 3123–3131. Curran Associates, Inc., 2015.
- [5] Jifeng Dai, Kaiming He, and Jian Sun. Instance-aware semantic segmentation via multi-task network cascades. In *Proceedings of the IEEE Conference on Computer Vision and Pattern Recognition (CVPR)*, June 2016.
- [6] Jia Deng, Wei Dong, Richard Socher, Li jia Li, Kai Li, and Li Fei-fei. Imagenet: A large-scale hierarchical image database. In *In CVPR*, 2009.
- [7] Jeffrey Donahue, Lisa Anne Hendricks, Sergio Guadarrama, Marcus Rohrbach, Subhashini Venugopalan, Kate Saenko, and Trevor Darrell. Long-term recurrent convolutional networks for visual recognition and description. In *Proceedings of the IEEE Conference on Computer Vision and Pattern Recognition (CVPR)*, June 2015.
- [8] Ross B. Girshick, Jeff Donahue, Trevor Darrell, and Jitendra Malik. Rich feature hierarchies for accurate object detection and semantic segmentation. *CoRR*, abs/1311.2524, 2013.
- [9] Kai Han, Yunhe Wang, Qi Tian, Jianyuan Guo, Chunjing Xu, and Chang Xu. Ghostnet: More features from cheap operations. In *Proceedings of the IEEE/CVF Conference on Computer Vision and Pattern Recognition (CVPR)*, June 2020.
- [10] Kaiming He, Xiangyu Zhang, Shaoqing Ren, and Jian Sun. Deep residual learning for image recognition. In *Proceedings of the IEEE Conference on Computer Vision and Pattern Recognition (CVPR)*, June 2016.
- [11] Andrew Howard, Mark Sandler, Grace Chu, Liang-Chieh Chen, Bo Chen, Mingxing Tan, Weijun Wang, Yukun Zhu, Ruoming Pang, Vijay Vasudevan, Quoc V. Le, and Hartwig Adam. Searching for mobilenetv3. In *Proceedings of the IEEE/CVF International Conference on Computer Vision (ICCV)*, October 2019.
- [12] Andrew G. Howard, Menglong Zhu, Bo Chen, Dmitry Kalenichenko, Weijun Wang, Tobias Weyand, Marco Andreetto, and Hartwig Adam. Mobilenets: Efficient convolutional neural networks for mobile vision applications. *CoRR*, abs/1704.04861, 2017.
- [13] Chao-Tsung Huang, Yu-Chun Ding, Huan-Ching Wang, Chi-Wen Weng, Kai-Ping Lin, Li-Wei Wang, and Li-De Chen. Ecn: A block-based and highly-parallel cnn accelerator for edge inference. In *Proceedings of the 52nd Annual IEEE/ACM International Symposium on Microarchitecture, MICRO 52*, page 182195, New York, NY, USA, 2019. Association for Computing Machinery.
- [14] Gao Huang, Shichen Liu, Laurens van der Maaten, and Kilian Q. Weinberger. Condensenet: An efficient densenet using learned group convolutions. In *Proceedings of the IEEE Conference on Computer Vision and Pattern Recognition (CVPR)*, June 2018.
- [15] Gao Huang, Yu Sun, Zhuang Liu, Daniel Sedra, and Kilian Q. Weinberger. Deep networks with stochastic depth. *CoRR*, abs/1603.09382, 2016.
- [16] Yanping Huang, Youlong Cheng, Ankur Bapna, Orhan Firat, Dehao Chen, Mia Chen, HyoukJoong Lee, Jiquan Ngiam, Quoc V Le, Yonghui Wu, and zhifeng Chen. Gpipe: Efficient training of giant neural networks using pipeline parallelism. In *Advances in Neural Information Processing Systems 32*, pages 103–112. Curran Associates, Inc., 2019.
- [17] Andrej Karpathy and Li Fei-Fei. Deep visual-semantic alignments for generating image descriptions. In *Proceedings of the IEEE Conference on Computer Vision and Pattern Recognition (CVPR)*, June 2015.
- [18] Alex Krizhevsky, Ilya Sutskever, and Geoffrey E Hinton. Imagenet classification with deep convolutional neural networks. In F. Pereira, C. J. C. Burges, L. Bottou, and K. Q. Weinberger, editors, *Advances in Neural Information Processing Systems 25*, pages 1097–1105. Curran Associates, Inc., 2012.
- [19] Sungbin Lim, Ildoo Kim, Taesup Kim, Chiheon Kim, and Sungwoong Kim. Fast autoaugment. In *Advances in Neural Information Processing Systems 32*, pages 6665–6675. Curran Associates, Inc., 2019.
- [20] Chenxi Liu, Barret Zoph, Maxim Neumann, Jonathon Shlens, Wei Hua, Li-Jia Li, Li Fei-Fei, Alan Yuille, Jonathan Huang, and Kevin Murphy. Progressive neural architecture search. In *Proceedings of the European Conference on Computer Vision (ECCV)*, September 2018.
- [21] Hanxiao Liu, Karen Simonyan, and Yiming Yang. DARTS: Differentiable architecture search. In *International Conference on Learning Representations*, 2019.
- [22] B. Moons and M. Verhelst. A 0.32.6 tops/w precision-scalable processor for real-time large-scale convnets. In *2016 IEEE Symposium on VLSI Circuits (VLSI-Circuits)*, pages 1–2, 2016.
- [23] Jiantao Qiu, Jie Wang, Song Yao, Kaiyuan Guo, Boxun Li, Erjin Zhou, Jincheng Yu, Tianqi Tang, Ningyi Xu, Sen Song, Yu Wang, and Huazhong Yang. Going deeper with embedded fpga platform for convolutional neural network. In *Proceedings of the 2016 ACM/SIGDA International Symposium on Field-Programmable Gate Arrays, FPGA 16*, page 2635, New York, NY, USA, 2016. Association for Computing Machinery.
- [24] Esteban Real, Alok Aggarwal, Yanping Huang, and Quoc V. Le. Regularized evolution for image classifier architecture search. *CoRR*, abs/1802.01548, 2018.
- [25] Mark Sandler, Andrew Howard, Menglong Zhu, Andrey Zhmoginov, and Liang-Chieh Chen. Mobilenetv2: Inverted

- residuals and linear bottlenecks. In *Proceedings of the IEEE Conference on Computer Vision and Pattern Recognition (CVPR)*, June 2018.
- [26] Karen Simonyan and Andrew Zisserman. Two-stream convolutional networks for action recognition in videos. *CoRR*, abs/1406.2199, 2014.
- [27] Karen Simonyan and Andrew Zisserman. Very deep convolutional networks for large-scale image recognition. In *arXiv 1409.1556*, 2014.
- [28] Christian Szegedy, Wei Liu, Yangqing Jia, Pierre Sermanet, Scott Reed, Dragomir Anguelov, Dumitru Erhan, Vincent Vanhoucke, and Andrew Rabinovich. Going deeper with convolutions. In *Proceedings of the IEEE Conference on Computer Vision and Pattern Recognition (CVPR)*, June 2015.
- [29] Christian Szegedy, Vincent Vanhoucke, Sergey Ioffe, Jon Shlens, and Zbigniew Wojna. Rethinking the inception architecture for computer vision. In *Proceedings of the IEEE Conference on Computer Vision and Pattern Recognition (CVPR)*, June 2016.
- [30] Mingxing Tan, Bo Chen, Ruoming Pang, Vijay Vasudevan, Mark Sandler, Andrew Howard, and Quoc V. Le. Mnasnet: Platform-aware neural architecture search for mobile. In *Proceedings of the IEEE/CVF Conference on Computer Vision and Pattern Recognition (CVPR)*, June 2019.
- [31] Mingxing Tan and Quoc V. Le. Efficientnet: Rethinking model scaling for convolutional neural networks. In *ICML*, pages 6105–6114, 2019.
- [32] C. Wang, C. Chiu, C. Huang, Y. Ding, and L. Wang. Fast and accurate embedded dcnn for rgb-d based sign language recognition. In *ICASSP 2020 - 2020 IEEE International Conference on Acoustics, Speech and Signal Processing (ICASSP)*, pages 1568–1572, 2020.
- [33] Q. Wang, B. Wu, P. Zhu, P. Li, W. Zuo, and Q. Hu. Eca-net: Efficient channel attention for deep convolutional neural networks. In *2020 IEEE/CVF Conference on Computer Vision and Pattern Recognition (CVPR)*, pages 11531–11539, Los Alamitos, CA, USA, jun 2020. IEEE Computer Society.
- [34] Robert J. Wang, Xiang Li, and Charles X. Ling. Pelee: A real-time object detection system on mobile devices. In S. Bengio, H. Wallach, H. Larochelle, K. Grauman, N. Cesa-Bianchi, and R. Garnett, editors, *Advances in Neural Information Processing Systems 31*, pages 1963–1972. Curran Associates, Inc., 2018.
- [35] P. Weinzaepfel, J. Revaud, Z. Harchaoui, and C. Schmid. Deepflow: Large displacement optical flow with deep matching. In *2013 IEEE International Conference on Computer Vision*, pages 1385–1392, 2013.
- [36] Bichen Wu, Xiaoliang Dai, Peizhao Zhang, Yanghan Wang, Fei Sun, Yiming Wu, Yuandong Tian, Peter Vajda, Yangqing Jia, and Kurt Keutzer. Fbnet: Hardware-aware efficient convnet design via differentiable neural architecture search. In *Proceedings of the IEEE/CVF Conference on Computer Vision and Pattern Recognition (CVPR)*, June 2019.
- [37] Bichen Wu, Forrest Iandola, Peter H. Jin, and Kurt Keutzer. SqueezeDet: Unified, small, low power fully convolutional neural networks for real-time object detection for autonomous driving. In *Proceedings of the IEEE Conference on Computer Vision and Pattern Recognition (CVPR) Workshops*, July 2017.
- [38] Shan You, Tao Huang, Mingmin Yang, Fei Wang, Chen Qian, and Changshui Zhang. Greedynas: Towards fast one-shot nas with greedy supernet. In *Proceedings of the IEEE/CVF Conference on Computer Vision and Pattern Recognition (CVPR)*, June 2020.
- [39] Sergey Zagoruyko and Nikos Komodakis. Wide residual networks. *CoRR*, abs/1605.07146, 2016.
- [40] Xiangyu Zhang, Xinyu Zhou, Mengxiao Lin, and Jian Sun. Shufflenet: An extremely efficient convolutional neural network for mobile devices. In *Proceedings of the IEEE Conference on Computer Vision and Pattern Recognition (CVPR)*, June 2018.
- [41] Barret Zoph, Vijay Vasudevan, Jonathon Shlens, and Quoc V. Le. Learning transferable architectures for scalable image recognition. In *Proceedings of the IEEE Conference on Computer Vision and Pattern Recognition (CVPR)*, June 2018.