

# Low Complexity Soft-Output Faster-than-Nyquist Detector Based on Semidefinite Relaxation

Adem Cicek, Enver Cavus, Ebrahim Bedeer, and Halim Yanikomeroglu

**Abstract**—Faster than Nyquist (FTN) signaling is an attractive transmission technique that is capable of improving the spectral efficiency with additional detection complexity at the receiver. Semidefinite relaxation (SDR) based FTN detectors are appealing as they provide good performance with linear decoding complexity. In this paper, we propose a soft-output semidefinite relaxation (soSDR) based FTN detector which has a similar polynomial complexity order when compared to its counterpart that only produces hard-output decisions. The main complexity reduction lies in re-using the candidate sequences generated in the Gaussian randomization (GR) step to produce reliable soft-output values, which approximate the calculation of the log-likelihood ratio (LLR) inputs for the channel decoder. The effectiveness of the proposed soSDR algorithm is evaluated using polar codes with successive cancellation decoding (SCD) through simulations, and its performance is compared against the state-of-the-art techniques from the literature. Simulation results show that the proposed soSDR algorithm provides reliable LLR values and strikes a good balance between detection complexity and bit error rate (BER) performance.

**Index Terms**—Faster-than-Nyquist, Gaussian randomization, low-complexity detection, polar codes, semidefinite relaxation, soft-output detector, successive cancellation algorithm.

## I. INTRODUCTION

THE ever-increasing demands for higher data rates, given the limited spectrum resources, necessitate more bandwidth efficient transmission techniques. A promising way to achieve a higher bandwidth efficiency is to use faster-than-Nyquist (FTN) signaling which employs non-orthogonal pulses, in the time-domain, at the transmitter to pack more data at the same bandwidth and signal-to-noise ratio (SNR) [1]. At the receiver, FTN signaling leads to controlled intersymbol-interference (ISI) between the received adjacent pulses, and hence, it requires advanced signal processing techniques to mitigate such ISI at the cost of additional detection complexity [1]. FTN signaling has attracted a reviving interest recently from both industry and academia, and it is currently being investigated as a candidate technology for a number of applications including point-to-point microwave backhaul links, optical long-haul links, digital video broadcasting, satellite communications, and next generation cellular networks with large number of antennas at the base station [2].

There exists a number of reduced complexity FTN detectors, e.g., in [3]–[5], that produces hard-output decisions of the transmit data symbols, and hence, they may not be suitable for coded communication systems. One important facilitating

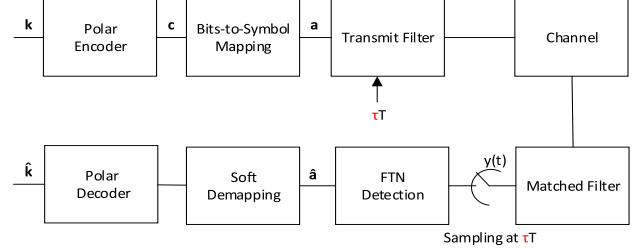


Fig. 1. Block diagram of polar coded FTN signaling.

factor on the adoption of FTN signaling in practical communication systems is to design FTN signaling detectors that can produce soft-output decisions of the transmit data symbols, e.g., [6], [7]. However, producing soft-output decisions is usually associated with extra computational complexity.

In this paper, we propose a reduced-complexity soft-output SDR based (soSDR) detector for coded FTN systems. SDR based FTN detectors are particularly attractive as they achieve good performance with linear decoding complexity. The proposed soft output generation method provides reliable log-likelihood ratio (LLR) values for the channel decoder without increasing the complexity order when compared to the corresponding hard-output SDR based detectors in [5], [8]. Such complexity saving stems from using the already generated candidate hard-decision sequences during the Gaussian randomization (GR) step in the hard-output decision SDR based detection. In the soSDR detector, the generated hard decision sequences of GR step are used to approximate the calculation of the LLR. In order to evaluate the performance of the proposed soft-output generation method, the proposed soSDR based FTN signaling detector is simulated in the presence of polar codes, and its performance is compared with the state-of-the-art detection techniques from the literature. Simulation results reveal that the proposed soSDR based detector strikes a balance between bit error rate (BER) performance and detection complexity.

The remainder of this paper is organized as follows. Section II presents the coded FTN signaling system model, while the proposed soSDR based detector is discussed in Section III. Section IV presents the simulation results, and the paper is concluded in Section V.

## II. SYSTEM MODEL

Fig. 1 shows a block diagram of a polar coded communication system employing FTN signaling. At the transmitter side, a sequence  $\mathbf{k}$  of  $K$  information bits is passed through a polar encoder that uses a recursive butterfly structure to polarize  $N$  channels into extremely reliable or completely unreliable

A. Cicek and E. Cavus are with Ankara Yildirim Beyazit University, Ankara, Turkey. Emails: ademcicek@karatekin.edu.tr, ecavus@ybu.edu.tr. E. Bedeer is with University of Saskatchewan, SK, Canada. Email: e.bedeer@usask.ca, and H. Yanikomeroglu is with Carleton University, ON, Canada. Email: halim@sce.carleton.ca

channels or bit positions. The encoder produces  $N$  bits, where the  $K$  most reliable bit positions are allocated to information bits and are referred to as the free bits. The remaining  $N - K$  unreliable bit positions are fixed with a value of 0's and are referred to as the frozen bits. After the placement of free and frozen bits into a vector  $\mathbf{u}$ , a polar codeword  $\mathbf{c}$  of length  $N$  is obtained as follows:

$$\mathbf{c} = \mathbf{u}\mathbf{E}, \quad (1)$$

where  $\mathbf{E}$  is the polar code generator matrix. It is defined as  $\mathbf{E} = \mathbf{F}^{\otimes s}$ , where  $\mathbf{F} = \begin{bmatrix} 1 & 0 \\ 1 & 1 \end{bmatrix}$ ,  $s = \log_2 N$ , and  $\mathbf{F}^{\otimes s}$  is the  $s^{\text{th}}$  Kronecker power of  $\mathbf{F}$  over the binary field. Next, each codeword bit in  $\mathbf{c}$  is first mapped using BPSK constellation and then shaped by a unit-energy pulse  $z(t)$ . Each data symbol is transmitted every  $\tau T$ , where  $0 < \tau \leq 1$  is the FTN signaling acceleration parameter and  $T$  is the symbol duration. After that, the signal is passed through an additive white Gaussian noise (AWGN) channel  $w(t)$ .

At the receiver, a match filter is used to extract the transmitted symbols from the noisy received signal. The output of the matched filter is given as

$$y(t) = \sqrt{\tau \frac{K}{N} E_{sym}} \sum_{n=1}^N a_n \gamma(t - n\tau T) + q(t), \quad (2)$$

where  $\mathbf{a}$  is the symbol sequence whose elements are the BPSK data,  $a_n$ ,  $n = 1, 2, \dots, N$ , and  $E_{sym}$  is the data symbol energy,  $\frac{K}{N}$  is the code rate,  $\gamma(t) = \int z(x)z(x-t)dx$ ,  $q(t) = \int w(x)z(x-t)dx$ , and  $\frac{1}{\tau T}$  is the signaling rate.

The received BPSK FTN signal  $y(t)$  is sampled every  $\tau T$  seconds and the  $l^{\text{th}}$  received sample is expressed as

$$\begin{aligned} y_l &= y(l\tau T) \\ &= \sqrt{\tau \frac{K}{N} E_{sym}} \sum_{n=1}^N a_n \gamma(l\tau T - n\tau T) + q(l\tau T), \\ &= \underbrace{\sqrt{\tau \frac{K}{N} E_{sym}} a_l \gamma(0)}_{\text{desired symbol}} \\ &\quad + \underbrace{\sqrt{\tau \frac{K}{N} E_{sym}} \sum_{n=1, n \neq l}^N a_n \gamma(l\tau T - n\tau T)}_{\text{ISI}} \\ &\quad + \underbrace{q(l\tau T)}_{l^{\text{th}} \text{ noise sample after matched filter}} \end{aligned} \quad (3)$$

As seen in (3), each sample of the received signal includes the desired symbol plus the noise, as well as the ISI. The received signal can be represented in a vector form as

$$\mathbf{y} = \sqrt{\tau \frac{K}{N} E_{sym}} \mathbf{a} * \boldsymbol{\gamma} + \mathbf{q}_c, \quad (4)$$

where  $\mathbf{y}$  is the received signal vector,  $\mathbf{q}_c$  is the colored noise,  $*$  is the convolution operator, and  $\boldsymbol{\gamma}$  is the ISI vector. (4) can also be written as

$$\mathbf{y} = \boldsymbol{\Gamma} \mathbf{a} + \mathbf{q}_c, \quad (5)$$

where  $\boldsymbol{\Gamma}$  is the ISI matrix and  $\mathbf{q}_c$  is the colored noise with probability density function of  $\mathcal{N}(\mathbf{0}, \sigma^2 \boldsymbol{\Gamma})$ . Following [9], we

design a whitening matched filter to whiten the noise spectrum. The received vector in this case is given by

$$\mathbf{y} = \mathbf{V} \mathbf{a} + \mathbf{q}_w, \quad (6)$$

where  $\mathbf{V}$  is new ISI matrix constructed from the causal ISI vector.  $\mathbf{q}_w$  is the whitened noise with probability density function of  $\mathcal{N}(\mathbf{0}, \sigma^2 \mathbf{I})$ , where  $\mathbf{I}$  is identity matrix. Thus, the maximum likelihood sequence estimation (MLSE) problem at the receiver can be formally formulated as

$$\begin{aligned} &\underset{\mathbf{a}}{\text{minimize}} \quad \|\mathbf{y} - \mathbf{V} \mathbf{a}\|_2^2 \\ &\text{subject to} \quad \mathbf{a} = \{1, -1\}^N. \end{aligned} \quad (7)$$

In order to solve the detection problem in (7), we design a SDR based FTN signaling detector that is capable of generating soft-outputs with negligible additional computational complexity when compared to the hard-output SDR based FTN detector.

The generated soft-outputs resulting from solving the detection problem in (7) are used as initial LLR inputs to the polar decoder. In the polar decoder, the successive cancellation decoding (SCD) algorithm is used to estimate the bit sequence  $\hat{\mathbf{k}}$  [10]. Fig. 2 illustrates a 4 bit SCD example, which uses 3 different functions, namely  $f$ ,  $g$  and  $d$ . The inputs  $\delta_0^i$  and  $\hat{u}_i$  ( $i = 1, 2, 3, 4$ ) are the initial LLR value and the hard decision for  $i^{\text{th}}$  bit, respectively. The  $f$  and  $g$  functions perform the inverse of the encoder operations as given in (8)–(10), where previous stage LLR values and the partial sums ( $u_{\text{sum}}$ 's) of the previously decoded bits are used to estimate LLR values for the next stage as follows:

$$\delta_{j+1}^i = \begin{cases} f\left(\delta_j^i, \delta_j^{i + \frac{N}{2^{j+1}}}\right), \\ g\left(\delta_j^{i - \frac{N}{2^{j+1}}}, \delta_j^i, \hat{u}_{\text{sum}}\right), \end{cases} \quad (8)$$

$$f(\mu, \nu) = \text{sign}(\mu) \text{sign}(\nu) \min(|\mu|, |\nu|), \quad (9)$$

$$g(\mu, \nu, u_{\text{sum}}) = (-1)^{u_{\text{sum}}} \mu + \nu, \quad (10)$$

where  $\delta_{j+1}^i$  is LLR value of  $i^{\text{th}}$  bit at  $(j+1)^{\text{th}}$  stage.  $\text{sign}(\cdot)$  gives the sign of  $(\cdot)$  while  $\min(\cdot, \cdot)$  outputs the minimum. In (10), the partial sum of previously decoded bit,  $u_{\text{sum}}$ , is propagated back into the LLR estimation of the next stage. At each stage,  $u_{\text{sum}}$  values are obtained using the  $(j+1)^{\text{th}}$  Kronecker power of  $\mathbf{F}$  function. The  $u_{\text{sum}}$  values of stage 1 and 2 are given as

$$u_{\text{sum}} = \begin{cases} \hat{u}_1 \oplus \hat{u}_2, \hat{u}_2 \text{ at } s = 1, \\ \hat{u}_1, \hat{u}_3 \text{ at } s = 2, \end{cases} \quad (11)$$

where  $\oplus$  is a logical xor operation. For example, if we would like to find  $u_{\text{sum}}$  values for the  $g$  functions at the first stage, we perform  $[\hat{u}_1 \hat{u}_2] \mathbf{F}^{\otimes 1}$ , and get the values for  $g$  functions as given in (11). In this way, all bits are decoded at  $s = \log_2 N$  stages successively. Finally, the hard decisions  $\hat{u}_1^N$ ,  $i = 1, 2, \dots, N$  based on the updated LLR values  $\delta_{j+1}^i$ ,  $i = 1, 2, \dots, N$ ;  $j = 0, 1, \dots, s-1$  are calculated as in (12) and then the information sequence  $\hat{\mathbf{k}}$  (free bits) is selected from  $\hat{u}_1^N$  according to their indices.

$$\hat{u}_i = \begin{cases} 1, \delta_s^i \geq 0 \\ 0, \delta_s^i < 0. \end{cases} \quad (12)$$

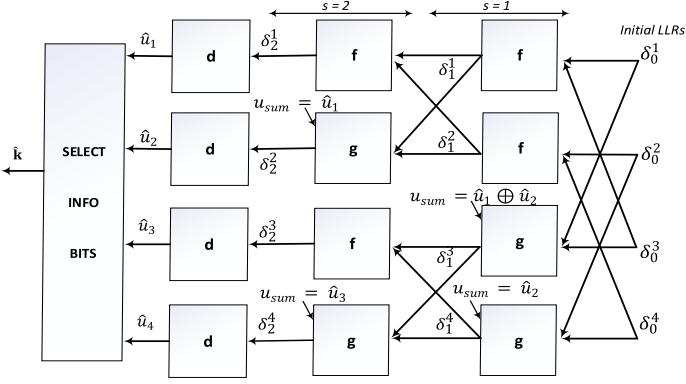


Fig. 2. Successive cancellation decoding of polar codes for  $N = 4$  bits

### III. PROPOSED SOFT-OUTPUT SDR BASED FTN SIGNALING DETECTION TECHNIQUE

In this section, we present a soft-output SDR based FTN detector, which has similar polynomial detection complexity order when compared to the hard-output SDR detector. The objective function in (7) can be rewritten as

$$\|\mathbf{y} - \mathbf{V}\mathbf{a}\|^2 = \|\mathbf{y}\|^2 - 2\mathbf{a}^T \mathbf{V}^T \mathbf{y} + \mathbf{tr}\{\mathbf{V}^T \mathbf{V}\mathbf{a}\}, \quad (13)$$

where  $\mathbf{A} = \mathbf{a}\mathbf{a}^T$  is a real symmetric  $N \times N$  matrix and  $\mathbf{tr}\{\cdot\}$  is the trace operator. Since  $\|\mathbf{y}\|^2$  is independent of  $\mathbf{a}$ , the MLSE problem to detect the binary FTN signaling can be expressed as

$$\begin{aligned} \hat{\mathbf{a}} &= \arg \min_{\mathbf{a} \in \{1, -1\}^N} \mathbf{tr}\{\mathbf{V}^T \mathbf{V}\mathbf{a}\} - 2\mathbf{a}^T \mathbf{V}^T \mathbf{y} \\ \text{subject to} \quad & \text{diag}\{\mathbf{A}\} = 1, \\ & \mathbf{A} = \mathbf{a}\mathbf{a}^T. \end{aligned} \quad (14)$$

The FTN signaling detection problem in (14) has a nonconvex rank one constraint due to  $\mathbf{A} = \mathbf{a}\mathbf{a}^T$ ; hence, it is hard to solve. To facilitate obtaining a solution at reduced complexity, we relax this rank one constraint by adding a convex positive semidefinite constraint of  $\mathbf{A} - \mathbf{a}\mathbf{a}^T \geq 0$ . Now, the FTN detection problem in (14) is written as

$$\begin{aligned} \hat{\mathbf{a}} &= \arg \min_{\mathbf{a} \in \{1, -1\}^N} \mathbf{tr}\{\mathbf{V}^T \mathbf{V}\mathbf{a}\} - 2\mathbf{a}^T \mathbf{V}^T \mathbf{y} \\ \text{subject to} \quad & \text{diag}\{\mathbf{A}\} = 1, \\ & \mathbf{A} - \mathbf{a}\mathbf{a}^T \geq 0, \end{aligned} \quad (15)$$

and optimal solutions, let them be  $\mathbf{a}'$  and  $\mathbf{A}'$ , to the FTN detection problem in (15) are obtained by numerical solvers, e.g., [11].

For the FTN detection problem in (14), the suboptimal solution  $\hat{\mathbf{a}}$  is found using Gaussian randomization (GR) method and the soft-outputs of the data symbols is calculated at no additional complexity. In GR,  $Q$  random variables are generated according to the distribution  $\mathcal{N}(\mathbf{a}', \mathbf{A}' - \mathbf{a}'\mathbf{a}'^T)$  [12], and then the quantized random variable that minimizes the objective function is selected as the hard-output estimate of the transmitted symbol sequence.

In general, the hard-output detectors need additional processing, and hence extra complexity, to generate LLR values for the channel decoder in coded systems [13]. Usually, an exact LLR calculation of one bit in an  $N$ -bit sequence involves processing  $2^{N-1}$  hard-output sequences, which can

be computationally demanding. Motivated by the idea of list sphere decoding in [13], one possible source of simplification is to consider only sequences with higher contributions to the LLR calculation of a given bit. Unlike the list sphere decoding that requires finding additional candidate sequences in the neighborhood of its hard-output sequence solution, the proposed soSDR based detector makes use of the  $Q$  generated sequences in the GR step.  $P$  sequences out of  $Q$  sequences with the lowest objective function values (hence sequences with higher contribution to the LLR) are used in LLR estimation. In particular, the LLR estimation of  $i^{\text{th}}$  bit ( $\mathbf{a}_i$ ) is found as

$$\begin{aligned} \text{LLR}(a_i|\mathbf{y}, \mathbf{V}) &= \log \frac{p(a_i = +1|\mathbf{y}, \mathbf{V})}{p(a_i = -1|\mathbf{y}, \mathbf{V})}, \\ &= \log \frac{\sum_{L_i, +1} p(\mathbf{y}|\mathbf{a}, \mathbf{V}) p(\mathbf{a})}{\sum_{L_i, -1} p(\mathbf{y}|\mathbf{a}, \mathbf{V}) p(\mathbf{a})}, \end{aligned} \quad (16)$$

where  $p(\mathbf{a})$  is the probability of sequences whose  $i^{\text{th}}$  bit within all  $P$  sequences to be +1 or -1.  $L_i, +1$  and  $L_i, -1$  are sequences whose  $i^{\text{th}}$  bits are +1 and -1, respectively,  $i = 1, \dots, N$ .  $p(\mathbf{y}|\mathbf{a}, \mathbf{V})$  is likelihood of the received signal  $\mathbf{y}$ , given  $\mathbf{a}$  and  $\mathbf{V}$ , and it is calculated from

$$p(\mathbf{y}|\mathbf{a}, \mathbf{V}) = \frac{1}{\sqrt{|\Sigma|(2\pi)^N}} e^{-\frac{1}{2}(\mathbf{y} - \mathbf{V}\mathbf{a} - \boldsymbol{\mu})\Sigma^{-1}(\mathbf{y} - \mathbf{V}\mathbf{a} - \boldsymbol{\mu})^T}, \quad (17)$$

where  $\boldsymbol{\mu}$  and  $\Sigma$  are mean and covariance of the multivariate Gaussian noise pdf, respectively, and  $|\Sigma|$  is determinant of the covariance. In case of  $p(a_i = +1|\mathbf{y}, \mathbf{V})$  or  $p(a_i = -1|\mathbf{y}, \mathbf{V})$  is zero, which means that there is no sequence being 1 or -1 for bit index  $i$  among the available  $P$  sequences, and in this case we have an empty set. To eliminate empty sets, new  $PN$  sequences within a Hamming distance  $\mathbf{1}$  are obtained by flipping each bit.

#### – Complexity Analysis

The total complexity is  $O(N^{3.5} + N^2Q)$  in the hard-output SDR FTN detector [12], with an additional complexity increase of  $O(2NP)$  for the soSDR. The extra complexity of soSDR consists of  $O(NP)$  for calculating (16) for  $N$  bits using  $P$  sequences and of  $O(NP)$  for creating a new set in case we have an empty set.

### IV. SIMULATION RESULTS

In this section, we evaluate the performance of the proposed soSDR detector for a polar coded FTN system. The proposed algorithm is simulated for the values of  $\tau = 0.8, 0.7$ , and  $0.6$ , and its performance is compared against the BCJR algorithm in [14] and the low complexity FTN detection method, namely successive symbol-by-symbol with go-back  $K$  sequence estimation (SSSgbKSE) technique, in [15]. In the simulations, BPSK modulation and a root Raised Cosine filter with a roll-off factor  $\alpha = 0.3$  are adopted. For the channel coding, a polar code of rate  $1/2$  and codeword length  $N = 64$  is used. Simulations are performed over an AWGN channel.

Fig. 3 displays the BER performance of polar coded FTN system with the soSDR detector when different  $P$  values are used in the calculation of the LLR values in (16). Assuming iteration number  $Q$  in Gaussian randomization is set to 100 and  $\tau = 0.8$ , the BER simulations are performed for different

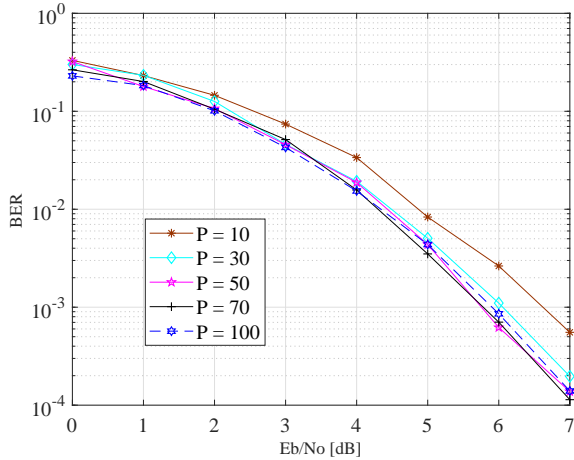


Fig. 3. BER performance of polar coded soSDR detection with different  $P$  values, the number of sequences in the set, for  $\tau = 0.8$ .

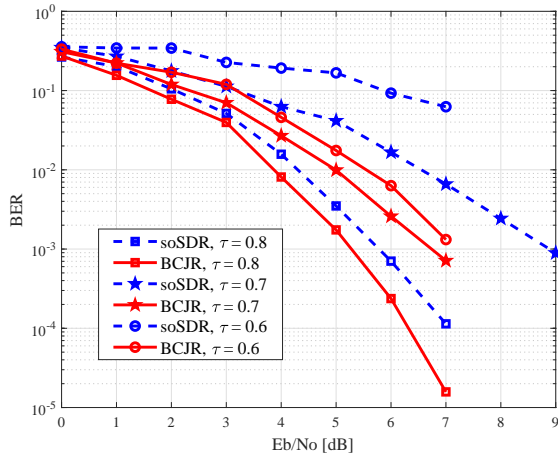


Fig. 4. Performance comparison of polar coded FTN systems with the BCJR in [14] and the soSDR detector algorithms for  $\tau = 0.8, 0.7$ , and  $0.6$ .

$P$  values ranging from 10 to 100. As the value of  $P$  increases starting from 10, the performance gap is reduced and  $P = 70$  provides almost the same performance as in the  $Q = 100$  set of sequences.

After setting  $P = 70$ , the BER performance of the proposed soSDR and BCJR detection algorithm in [14] for the polar coded FTN systems are compared in Fig. 4 for  $\tau = 0.8, 0.7$  and  $0.6$ . For the light ISI case of  $\tau = 0.8$ , the soSDR algorithm performs within only a fraction dB of the BCJR algorithm, i.e.,  $0.45$  dB SNR gaps is observed at  $\text{BER} = 10^{-3}$ . When we change the packing/acceleration parameter to  $\tau = 0.7$ , the SNR gap increases approximately to  $2$  dB at the  $\text{BER} = 10^{-3}$ . For  $\tau = 0.6$ , the performance loss grows and soSDR method does not provide satisfactory performance. This results shows that for light ISI conditions low complexity order soSDR detection is able to come close to the performance of exponentially complex BCJR detection algorithm.

Also, the performance of soSDR is compared with that of SSSgbKSE in [15], [16], for  $\tau = 0.8$  in Fig. 5. For the

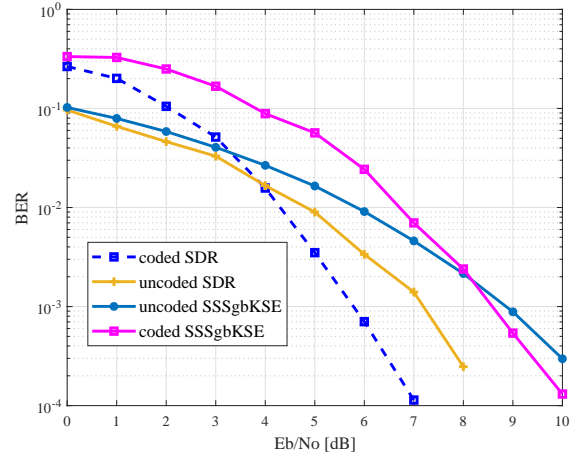


Fig. 5. Performance comparison of SSSgbKSE in [15] and the soSDR algorithm for  $\tau = 0.8$

uncoded case, hard output SDR based FTN detector performs  $2$  dB better than the SSSgbKSE based detector at  $\text{BER} = 10^{-3}$ , while the performance gap in the polar coded case is increased to  $3$  dB between the soSDR and SSSgbKSE based FTN detectors. Therefore, it is clear that compared to linear complexity SSSgbKSE detection method, the proposed soSDR method is able to generate better LLR values, which result in an additional  $1$  dB performance gain.

## V. CONCLUSION

Despite the additional detection complexity, FTN signaling is a promising bandwidth efficient transmission method that has the potential to be used in the next generation communication systems. In order to better evaluate the practical benefits of FTN signaling, low-complexity soft-output detection algorithms need to be studied in the presence of channel coding. In this work, we proposed a soft-output SDR (soSDR) based FTN detector with negligible additional complexity compared to the hard-output FTN SDR detection. This is achieved through re-using a set of sequences produced during the Gaussian randomization step to approximate the calculation of the LLR values. The performance of polar coded soSDR based FTN detector is evaluated through simulation results. It was shown that the proposed soSDR algorithm is within only a fraction of dB, for different BER values at  $\tau = 0.8$ , when compared to the BCJR algorithm. Also uncoded and coded scenarios for the baseline SSSgbKSE and SDR FTN detectors are simulated, the results indicate that soft outputs found using soSDR detection algorithm are more reliable.

## REFERENCES

- [1] J. B. Anderson, F. Rusek, and V. Öwall, "Faster-than-Nyquist signaling," *Proc. IEEE*, vol. 101, no. 8, pp. 1817–1830, Aug. 2013.
- [2] A. Modenini, F. Rusek, and G. Colavolpe, "Faster-than-Nyquist signaling for next generation communication architectures," in *Proc. European Signal Processing Conference (EUSIPCO)*, Lisbon, Portugal, Sep. 2014, pp. 1856–1860.

- [3] E. Bedeer, H. Yanikomeroglu, and M. H. Ahmed, "Reduced complexity optimal detection of binary faster-than-Nyquist signaling," in *Proc. IEEE International Conference on Communications (ICC)*, Paris, France, May 2017, pp. 1–6.
- [4] S. Sugiura, "Frequency-domain equalization of faster-than-Nyquist signaling," *IEEE Wireless Commun. Lett.*, vol. 2, no. 5, pp. 555–558, Oct. 2013.
- [5] E. Bedeer, M. H. Ahmed, and H. Yanikomeroglu, "Low-complexity detection of high-order QAM faster-than-Nyquist signaling," *IEEE Access*, vol. 5, pp. 14 579–14 588, 2017.
- [6] Y. Ma, F. Tian, N. Wu, B. Li, and X. Ma, "A low-complexity receiver for multicarrier faster-than-Nyquist signaling over frequency selective channels," *IEEE Commun. Lett.*, vol. 24, no. 1, pp. 81–85, Jan. 2020.
- [7] M. O. Matar, M. Jana, J. Mitra, L. Lampe, and M. Lis, "A turbo maximum-a-posteriori equalizer for faster-than-Nyquist applications," in *Proc. IEEE Annual International Symposium on Field-Programmable Custom Computing Machines (FCCM)*, Boulder, CO, USA, May 2020, pp. 167–171.
- [8] E. Bedeer, H. Yanikomeroglu, and M. H. Ahmed, "Low complexity detection of  $M$ -ary PSK faster-than-nyquist signaling," in *Proc. IEEE Wireless Communications and Networking Conference (WCNC) - Workshop on Ultra-High Speed, Low Latency and Massive Connectivity Communication (UHSLC) for 5G/B5G*, Marrakech, Morocco, May 2019, pp. 1–6.
- [9] A. Prlja, J. B. Anderson, and F. Rusek, "Receivers for faster-than-Nyquist signaling with and without turbo equalization," in *Proc. IEEE Int. Symp. Inf. Theory (ISIT)*, Toronto, Canada, Jul. 2008, pp. 464–468.
- [10] C. Leroux, I. Tal, A. Vardy, and W. J. Gross, "Hardware architectures for successive cancellation decoding of polar codes," in *Proc. IEEE International Conference on Acoustics, Speech and Signal Processing (ICASSP)*, Prague, Czech Republic, May 2011, pp. 1665–1668.
- [11] M. Grant and S. Boyd, *CVX: Matlab Software for Disciplined Convex Programming*, 2010. [Online]. Available: [cvxr.com/cvx](http://cvxr.com/cvx).
- [12] Z.-Q. Luo, W.-K. Ma, A. M.-C. So, Y. Ye, and S. Zhang, "Semidefinite relaxation of quadratic optimization problems," *IEEE Signal Process. Mag.*, vol. 27, no. 3, p. 20, May 2010.
- [13] B. M. Hochwald and S. Ten Brink, "Achieving near-capacity on a multiple-antenna channel," vol. 51, no. 3, pp. 389–399, Mar. 2003.
- [14] J. B. Anderson and A. Prlja, "Turbo equalization and an M-BCJR algorithm for strongly narrowband intersymbol interference," in *Proc. IEEE International Symposium on Information Theory and its Applications (ISIT)*, Austin, TX, USA, Jun. 2010, pp. 261–266.
- [15] E. Bedeer, M. H. Ahmed, and H. Yanikomeroglu, "A very low complexity successive symbol-by-symbol sequence estimator for faster-than-Nyquist signaling," *IEEE Access*, vol. 5, no. 1, pp. 2169–3536, 2017.
- [16] A. Caglan, A. Cicek, E. Cavus, E. Bedeer, and H. Yanikomeroglu, "Polar coded faster-than-Nyquist (FTN) signaling with symbol-by-symbol detection," in *2020 IEEE Wireless Communications and Networking Conference (WCNC), virtual conference*, 2020, pp. 1–5.